

Adiabaton in a double tripod coherent atom-light coupling scheme

Viačeslav Kudriašov^{1*}, Hamid R. Hamedi^{1†} and Julius Ruseckas^{2‡}

¹ Institute of Theoretical Physics and Astronomy, Vilnius University, Saulėtekio 3, Vilnius LT-10257, Lithuania

² Baltic Institute of Advanced Technology, Pilies St. 16-8, LT-01403 Vilnius, Lithuania

* viaceslav.kudriasov@ff.vu.lt, † hamid.hamedi@tfai.vu.lt, ‡ julius.ruseckas@bpti.eu

Abstract

Optical adiabaton are specific shape-invariant pulse pairs propagating at the reduced group velocity and without optical absorption in the medium. The purpose of this study is to analyze and demonstrate adiabaton formation in many level atomic systems. Here we focus on the analysis of five level M-type and double tripod systems. It is found that M-type atomic systems are prone to intensity dependent group velocity and pulse front steepening which prevents the formation of long range optical adiabaton. In contrast, the double tripod atomic system is quite favorable for the formation of optical adiabaton leading to two different optical field configurations propagating with invariant shape.

Copyright attribution to authors.

This work is a submission to SciPost Physics.

License information to appear upon publication.

Publication information to appear upon publication.

Received Date

Accepted Date

Published Date

Contents

1	Introduction	2
2	Adiabaton in Λ-type atomic system	3
2.1	Equations of motion for atoms and fields	3
2.2	Coupled and uncoupled states	4
2.3	Adiabatic approximation	5
2.4	Short duration of propagation	6
2.5	Solution	7
3	Propagation of light pulses in M-type system	8
3.1	Equations of motion for atoms and fields	8
3.2	Coupled and uncoupled states	9
3.3	Adiabatic approximation	11
3.4	Matrix form of equations	12
3.5	Equal fields	12
4	Adiabaton in double tripod system	13
4.1	Initial equations	13
4.2	Coupled and uncoupled states	14

4.3	Adiabatic approximation	15
4.4	Matrix form of equations	16
4.5	Adiabatons	17
5	Discussion and conclusions	18
	References	19

1 Introduction

Precise control of light-matter interactions is crucial in optics research. Remarkable progress has been made using quantum interference in resonant media [1–3], where materials can be manipulated into specific quantum states to enhance or suppress light absorption. One notable technique that exemplifies this approach is Electromagnetically Induced Transparency (EIT) [2, 4–6]. EIT allows a material to become transparent to a specific light frequency that it would normally absorb. This technique underscores the power of quantum interference in achieving precise control over the optical response of materials.

Beyond transparency, EIT can lead to a wealth of fascinating effects, including the formation of nonabsorbing dark states [7], slow group velocities (slow light) [8], giant enhancement of nonlinearities [9–12] and other phenomena [13–21]. Most of these effects can be easily observed in a simple three- or four-level atomic medium where two or three laser fields (probe and pump) coherently interact with the atomic system tuned to resonant optical transitions. More sophisticated interaction effects with richer dynamics can be observed in light-atom configurations operating with a larger number of atomic levels. This extends the possibilities of coherent control significantly.

Typically, EIT-based research focuses on conditions where the probe field is much weaker than the coupling field. However, in practical applications, such as achieving extremely low group velocities, the intensity of the coupling laser must be kept quite low. This requirement presents a challenge for ultra-slow light propagation because the probe field needs to be significantly weaker than the coupling field to maintain the validity of the weak probe approximation. Consequently, the probe field also needs to be strong enough to be detectable, complicating the situation as the weak probe approximation is often not met.

This issue has led to an interest in studying the effects of stronger probe fields in EIT scenarios. Grobe et al. [22] addressed this by finding an exact solution to the coupled nonlinear Maxwell-Schrödinger equations for the Λ scheme under adiabatic conditions. This solution permits waves of arbitrary shapes to propagate, retaining their shapes relatively unchanged after some initial reshaping. These shape-preserving waves are known as adiabatons. An optical adiabatons is a pair of shape-invariant pulses with slowly changing envelopes that propagate at reduced group velocities without optical absorption in the medium. Adiabatons represent a nonlinear pulse propagation regime under EIT conditions, where the intensity of the probe field is comparable to that of the control field, allowing the adiabatic approximation to hold [23]. When the system deviates from adiabaticity, the pulses experience absorption, attenuation, reshaping, and steepening effects.

The theoretical prediction of adiabatons in a Λ system [22] was soon experimentally confirmed [24]. Subsequent studies explored this phenomenon in various systems and conditions [25–30]. For instance, a four-level double- Λ scheme was used to demonstrate pulse matching and adiabatons-type propagation [25]. Temporal reshaping and compression of a probe

pulse, due to its group velocity's dependence on the control field, were also studied [26, 27]. Two types of adiabats with zero and non-zero energy in Λ and ladder schemes, respectively, were analyzed [28]. Additionally, two pairs of adiabatically propagating pulses at different group speeds—fast and slow adiabats—were found in a tripod system [29]. Adiabats for five-level systems have only been analyzed in a simple five-level double- Λ scheme [30]. This motivates us to explore the formation of adiabats in more complicated five-level schemes with more laser fields involved. The presence of additional control fields will enhance the controllability in the formation and propagation of shape-preserving adiabats.

In this paper, we theoretically investigate the optical pulse propagation under the adiabatic regime in other known multilevel atomic systems: M-type [31, 32] and double-tripod [33–37]. Both M-type and double tripod systems have five distinct energy levels, but different number of light fields arranged in an M-shape or double tripod interaction configuration, respectively. The latter scheme has some remarkable features compared to a simple three level Λ system. Particularly, in a double tripod system there are two probe beams at different frequencies which couple together via four coupling fields and atomic coherences. This property leads to the formation of a two-component or spinor slow light (SSL) having some distinct properties [33, 37]. In this kind of medium only the special combinations of the probe fields (normal modes) propagate in the atomic cloud with the definite (and different) velocities. Our study shows that the double tripod configuration supports the adiabatic pulse propagation by exhibiting two different configurations of the fields that propagate without changing their shape. This regime, however, is not supported in all multi-level systems that have an uncoupled (dark) state, for example, it is not possible in the M-type coupling scheme.

The paper is structured as follows. To illustrate our approach, we first derive some well-established analytical results and the adiabatic approximation, as previously described in Refs. [22, 23], for a simple Λ system containing only two optical fields (Sec. 2). This serves as a basis for our later analysis of more complex multilevel systems. Next, we proceed to theoretical analysis of systems with more energy levels and additional coupled fields. In Sec. 3 we examine light pulse propagation in a multilevel M-type system, which notably does not exhibit adiabat formation. Then, in Sec. 4 we present calculations demonstrating adiabatic propagation in a double tripod system. Finally, we conclude with a discussion and summarize our findings in Sec. 5.

2 Adiabats in Λ -type atomic system

2.1 Equations of motion for atoms and fields

We consider a Λ -type atomic system, shown in Fig. 1, involving two metastable ground states $|0\rangle$ and $|1\rangle$, as well as an excited state $|e\rangle$. Laser fields with the Rabi frequencies Ω_0 and Ω_1 induce resonant transitions $|0\rangle \rightarrow |e\rangle$ and $|1\rangle \rightarrow |e\rangle$, respectively. Applying the rotating wave approximation (RWA), the atomic Hamiltonian in the rotating frame with respect to the atomic levels reads

$$H_\Lambda = -\frac{1}{2}(\Omega_0|e\rangle\langle 0| + \Omega_1|e\rangle\langle 1| + \text{H.c.}) + \delta|1\rangle\langle 1| - \frac{i}{2}\Gamma|e\rangle\langle e|, \quad (1)$$

where δ is a two-photon detuning. The losses in the Hamiltonian (1) are taken into account in an effective way by introducing a rate Γ of the excited state decay. In order to simplify the mathematical description of the system while keeping the relevant physical details, we characterize the state of an atom using a state vector $|\Psi\rangle = \psi_0|0\rangle + \psi_1|1\rangle + \psi_e|e\rangle$, as in Ref. [22, 38], instead of more complete description employed in Refs. [23, 39] that involves a density matrix.

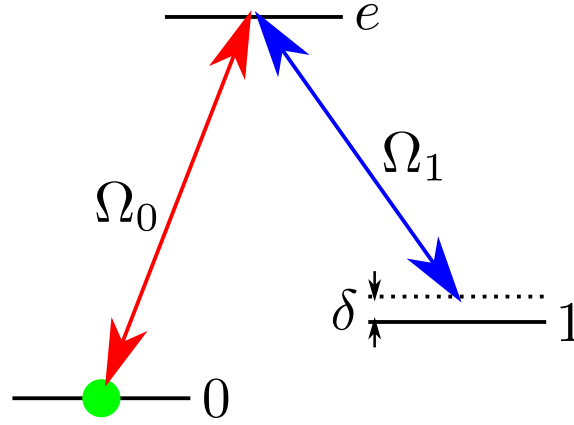


Figure 1: Three level Λ -type atomic system. Two laser beams with the Rabi frequencies Ω_0 and Ω_1 act on atoms characterized by two hyperfine ground levels 0 and 1 as well as an excited level e . Parameter δ denotes two-photon detuning from resonance. Atoms are initially in the ground level 0 .

The time-dependent Schrödinger equation $i\hbar\partial_t|\Psi\rangle = H_\Lambda|\Psi\rangle$ for the atomic state-vector $|\Psi\rangle$ yields the following equations for the atomic probability amplitudes ψ_0 , ψ_1 and ψ_e :

$$i\partial_t\psi_0 = -\frac{1}{2}\Omega_0^*\psi_e, \quad (2)$$

$$i\partial_t\psi_1 = \delta\psi_1 - \frac{1}{2}\Omega_1^*\psi_e, \quad (3)$$

$$i\partial_t\psi_e = -\frac{i}{2}\Gamma\psi_e - \frac{1}{2}\Omega_0\psi_0 - \frac{1}{2}\Omega_1\psi_1. \quad (4)$$

On the other hand, the Rabi frequencies of the laser fields obey the propagation equations

$$\partial_t\Omega_l + c\partial_z\Omega_l = \frac{i}{2}g\psi_e\psi_l^*, \quad l = 0, 1 \quad (5)$$

where the parameter g characterizes the strength of coupling of the light fields with the atoms. It is related to the optical depth α as $g = c\Gamma\alpha/L$, where L is the length of the medium. For simplicity here we have assumed that the coupling strength g is the same for both laser fields.

2.2 Coupled and uncoupled states

The Hamiltonian (1) can be rewritten as [23]:

$$H_\Lambda = -\frac{\Omega}{2}(|e\rangle\langle C| + |C\rangle\langle e|) + \delta|1\rangle\langle 1| - \frac{i}{2}\Gamma|e\rangle\langle e|, \quad (6)$$

where

$$|C\rangle = \frac{1}{\Omega}(\Omega_0^*|0\rangle + \Omega_1^*|1\rangle), \quad (7)$$

is a coupled state with

$$\Omega = \sqrt{|\Omega_0|^2 + |\Omega_1|^2}, \quad (8)$$

being a total Rabi frequency. Additionally we introduce an uncoupled state

$$|U\rangle = \frac{1}{\Omega}(\Omega_1|0\rangle - \Omega_0|1\rangle), \quad (9)$$

which is orthogonal to the coupled state. The probability amplitudes to find an atom in the coupled and uncoupled states read

$$\psi_C = \langle C | \Psi \rangle = \frac{1}{\Omega} (\Omega_0 \psi_0 + \Omega_1 \psi_1), \quad (10)$$

$$\psi_U = \langle U | \Psi \rangle = \frac{1}{\Omega} (\Omega_1^* \psi_0 - \Omega_0^* \psi_1). \quad (11)$$

In terms of coupled and uncoupled states, the equations (2)-(4) for the atomic amplitudes take the form

$$i \partial_t \psi_U = \Delta \psi_U + \Omega_-^* \psi_C, \quad (12)$$

$$i \partial_t \psi_C = -\Delta \psi_C + \Omega_- \psi_U - \frac{1}{2} \Omega \psi_e, \quad (13)$$

$$i \partial_t \psi_e = -\frac{i}{2} \Gamma \psi_e - \frac{1}{2} \Omega \psi_C, \quad (14)$$

with [23]

$$\Delta = i \frac{\Omega_0}{\Omega} \partial_t \frac{\Omega_0^*}{\Omega} + i \frac{\Omega_1}{\Omega} \partial_t \frac{\Omega_1^*}{\Omega} + \delta \frac{|\Omega_0|^2}{\Omega^2}, \quad (15)$$

$$\Omega_- = i \frac{\Omega_1}{\Omega} \partial_t \frac{\Omega_0}{\Omega} - i \frac{\Omega_0}{\Omega} \partial_t \frac{\Omega_1}{\Omega} - \delta \frac{\Omega_0}{\Omega} \frac{\Omega_1}{\Omega}. \quad (16)$$

Here Ω_- describes non-adiabatic losses and 2Δ represents the separation in energies between the uncoupled and coupled states.

2.3 Adiabatic approximation

Let us consider a situation where the total Rabi frequency Ω is sufficiently large so that the conditions presented below by Eqs. (20) and (24) hold. In this case the adiabatic approximation can be applied. To prepare for the derivation of approximate equations we express ψ_e from Eq. (13):

$$\psi_e = 2 \frac{\Omega_-}{\Omega} \psi_U - \frac{2}{\Omega} (i \partial_t + \Delta) \psi_C. \quad (17)$$

On the other hand, Eq. (14) relates ψ_C to ψ_e as:

$$\psi_C = -\frac{2i}{\Omega} \left(\partial_t + \frac{\Gamma}{2} \right) \psi_e. \quad (18)$$

Since the excited state decay rate Γ is considered to be large compared to the rate of change of the fields, we neglect the temporal derivative ∂_t in the above equation. Substituting Eq. (17) into Eq. (18) one gets

$$\psi_C = -2i \frac{\Gamma}{\Omega^2} (\Omega_- \psi_U - (i \partial_t + \Delta) \psi_C). \quad (19)$$

We solve this equation iteratively with respect to ψ_C , assuming that Ω is large compared to the rate of non-adiabatic transitions

$$\Omega \gg |\Omega_-|. \quad (20)$$

In the zeroth-order of the adiabatic approximation the coupled state is not populated, $\psi_C \approx 0$, so Eq. (10) yields

$$\psi_0 \approx \frac{\Omega_1}{\Omega}, \quad \psi_1 \approx -\frac{\Omega_0}{\Omega}. \quad (21)$$

Non-zero ψ_C appears in the first-order approximation. Putting $\psi_C \approx \mathbf{0}$ on the right hand side (r.h.s.) of Eq. (19), one arrives at the first order result for the amplitude of the coupled state

$$\psi_C \approx -2i \frac{\Gamma}{\Omega} \frac{\Omega_-}{\Omega} \psi_U. \quad (22)$$

Inserting this expression back in the r.h.s. of Eq. (19) we obtain the expression containing the second-order correction

$$\psi_C = -2i \frac{\Gamma}{\Omega} \frac{\Omega_-}{\Omega} \psi_U + 4 \frac{\Gamma^2}{\Omega^2} (i\partial_t + \Delta) \frac{\Omega_-}{\Omega^2} \psi_U. \quad (23)$$

The second order term should be much smaller than the first order one in the r.h.s. of the above equation. Since the atomic population is concentrated in the uncoupled state, $|\psi_U| \approx 1$ and $|\psi_C| \ll 1$, one arrives at the following condition

$$\frac{\Gamma|\Delta|}{\Omega^2} \ll 1, \quad \frac{\Gamma|\Omega_-|}{\Omega^2} \ll 1. \quad (24)$$

Now let us present the adiabatic expansion of the excited state amplitude ψ_3 . The zeroth-order approximation of Eq. (17) is $\psi_e \approx \mathbf{0}$. In the first order, taking into account Eq. (22) and the condition (24), we have

$$\psi_e \approx 2 \frac{\Omega_-}{\Omega} \psi_U. \quad (25)$$

Since the excited state should be weakly populated, the condition (20) is to be imposed.

Finally, inserting the first-order adiabatic result Eq. (22) relating ψ_C to ψ_U into Eq. (12) we obtain the equation for the amplitude of the uncoupled state

$$i\partial_t \psi_U = \Delta \psi_U - 2i\Gamma \frac{|\Omega_-|^2}{\Omega^2} \psi_U. \quad (26)$$

The last term on the r.h.s. represents losses due to non-adiabatic corrections. Similarly, inserting Eqs. (25) and (22) into Eq. (5) we get the equations for the amplitudes of the radiation fields Ω_0 and Ω_1 :

$$\partial_t \Omega_0 + c \partial_z \Omega_0 = g \left(i \frac{\Omega_- \Omega_1^*}{\Omega} - 2 \frac{\Gamma |\Omega_-|^2 \Omega_0}{\Omega^2} \right) |\psi_U|^2, \quad (27)$$

$$\partial_t \Omega_1 + c \partial_z \Omega_1 = g \left(-i \frac{\Omega_- \Omega_0^*}{\Omega} - 2 \frac{\Gamma |\Omega_-|^2 \Omega_1}{\Omega^2} \right) |\psi_U|^2. \quad (28)$$

Equations (26), (27) and (28) describe adiabatic propagation of the fields. The second terms on the r.h.s. of Eqs. (27) and (28) describe non-adiabatic losses.

2.4 Short duration of propagation

Let us now consider the case when the duration of the propagation τ_{prop} is much smaller than the life time of the adiabats: $\Gamma \frac{|\Omega_-|^2}{\Omega^2} \tau_{\text{prop}} \ll 1$. The propagation duration is of the order of L/v_g , where $v_g = c\Omega^2/g$ is the group velocity. Expressing the atom-light coupling strength via the optical density α , $g = c\Gamma\alpha/L$, we obtain the condition

$$\left(\frac{\Gamma|\Omega_-|}{\Omega^2} \right)^2 \alpha \ll 1, \quad (29)$$

which should be satisfied. In this situation one can neglect the decay terms in Eqs. (26), (27) and (28). Furthermore, since $|\psi_U| \approx 1$, Eqs. (27), (28) reduce to

$$\partial_t \Omega_0 + c \partial_z \Omega_0 = ig \frac{\Omega_- \Omega_1^*}{\Omega \Omega}, \quad (30)$$

$$\partial_t \Omega_1 + c \partial_z \Omega_1 = -ig \frac{\Omega_- \Omega_0^*}{\Omega \Omega}. \quad (31)$$

Combining Eqs. (30) and (31), the total Rabi frequency Ω obeys the equation

$$\partial_t \Omega + c \partial_z \Omega = 0. \quad (32)$$

On the other hand, Eqs. (30) and (31) provide the following equation for the ratio $\chi = \Omega_0/\Omega_1$:

$$\left(c^{-1} + \frac{g}{c\Omega^2} \right) \partial_t \chi + \partial_z \chi + i\delta \frac{g}{c\Omega^2} \chi = 0. \quad (33)$$

This equation has a similar form to the equation for the propagation of a weak probe field affected by a stronger control field when $|\Omega_0/\Omega_1| \ll 1$. Yet, in the present situation, such a condition is not imposed.

2.5 Solution

Equation (32) has the following solution satisfying the boundary condition at $\mathbf{z} = \mathbf{0}$:

$$\Omega(\mathbf{z}, t) \equiv \Omega(\tau) = \sqrt{|\Omega_0(\mathbf{0}, \tau)|^2 + |\Omega_1(\mathbf{0}, \tau)|^2}, \quad (34)$$

where $\tau = t - \mathbf{z}/c$. To obtain a solution of Eq. (33) we change the variables t and \mathbf{z} to $\tau = t - \mathbf{z}/c$ and \mathbf{z} , respectively. Then

$$\frac{g}{c\Omega^2(\tau)} \partial_\tau \chi + \partial_z \chi + i\delta \frac{g}{c\Omega^2(\tau)} \chi = 0. \quad (35)$$

Further we change the time variable τ to the stretched time

$$\zeta(\tau) = \frac{c}{g} \int_{-\infty}^{\tau} \Omega^2(\tau') d\tau', \quad (36)$$

yielding

$$\partial_\zeta \chi + \partial_z \chi + i\delta \frac{g}{c\Omega^2(\zeta)} \chi = 0. \quad (37)$$

A particular solution of this equation is

$$\chi(\mathbf{z}, \zeta) = \exp \left(ik(\mathbf{z} - \zeta) - i\delta \frac{g}{c} \int_{-\infty}^{\zeta} \frac{d\zeta'}{\Omega^2(\zeta')} \right). \quad (38)$$

When $\delta = 0$, a solution of Eq. (37) is an arbitrary function $f(\zeta - \mathbf{z})$, fixed by the boundary condition at $\mathbf{z} = \mathbf{0}$:

$$f(\zeta(t)) = \frac{\Omega_0(\mathbf{0}, t)}{\Omega_1(\mathbf{0}, t)}, \quad (39)$$

or

$$f(\mathbf{z}) = \frac{\Omega_0(\mathbf{0}, \zeta^{-1}(\mathbf{z}))}{\Omega_1(\mathbf{0}, \zeta^{-1}(\mathbf{z}))}, \quad (40)$$

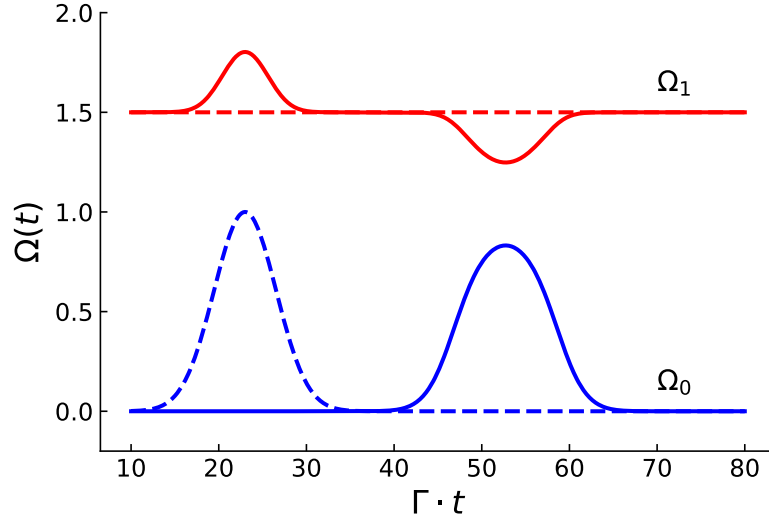


Figure 2: Temporal dependence of pulse amplitudes in Λ system. Dashed lines correspond to pulse envelopes Ω_0 and Ω_1 at the input ($\mathbf{z} = \mathbf{0}$), solid lines show pulse envelopes at propagation distance $\mathbf{z} = 70L_{\text{abs}}$. Here $L_{\text{abs}} = L/\alpha$ is resonant absorption length. Amplitude shown on the vertical scale is measured in Γ .

where ζ^{-1} is a function inverse to the function ζ . It follows from Eq. (36) that if $\Omega(\tau)$ becomes constant after a certain time, the stretched time ζ becomes a linear function of τ . After that time the obtained solution $f(\zeta - \mathbf{z})$ describes a shape-preserving propagation [22].

We performed numerical investigation of the above analytical study by modeling field equations with optical fields of particular temporal shape. Here, the first optical field is described as a Gaussian pulse at the input: $\Omega_0(\mathbf{0}, t) = A \exp[-(t - t_0)^2 / \tau_0^2]$, where $\tau_0 = 5\Gamma^{-1}$, $t_0 = 23\Gamma^{-1}$ and $A = \Gamma$. The second one is simply a constant field: $\Omega_1(\mathbf{0}, t) = 1.5\Gamma$. Results of the numerical solution are depicted in Fig. 2 which shows the adiabatic propagation regime for the optical fields after some propagation time. Specifically, a shape-preserving combination of fields $\Omega_0(\mathbf{z}, t)$ and $\Omega_1(\mathbf{z}, t)$ propagating with the group velocity \mathbf{v}_g can be seen on the right part of Fig. 2. The upward pulse from $\Omega_1(\mathbf{z}, t)$ field seen in the left upper part of the figure is propagating with the speed of light.

3 Propagation of light pulses in M-type system

3.1 Equations of motion for atoms and fields

Now we will consider a M-type atomic system (Fig. 3) involving three metastable ground states $|0\rangle$, $|1\rangle$ and $|2\rangle$, as well as two excited states $|e_1\rangle$ and $|e_2\rangle$. Four laser fields with the Rabi frequencies $\Omega_{j,l}$ induce resonant transitions $|l\rangle \rightarrow |e_j\rangle$; here the $j = 1, 2$ and $l = 0, j$. Applying the rotating wave approximation (RWA), the atomic Hamiltonian in the rotating frame with respect to the atomic levels reads

$$H_M = \sum_{j=1}^2 \left\{ -\frac{1}{2} (\Omega_{j,0}|e_j\rangle\langle 0| + \Omega_{j,j}|e_j\rangle\langle j| + \text{H.c.}) - \frac{i}{2} \Gamma |e_j\rangle\langle e_j| + \delta_j |j\rangle\langle j| \right\}, \quad (41)$$

where δ_j are two-photon detunings. The losses in the Hamiltonian (41) are taken into account in an effective way by introducing a rate Γ of the excited state decay. The time-dependent

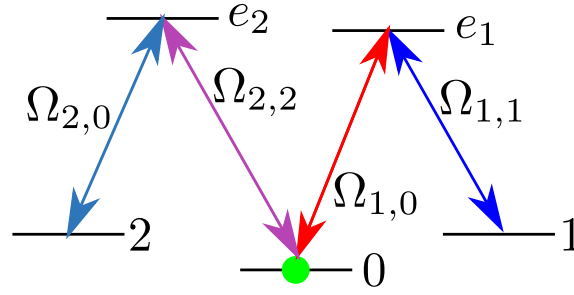


Figure 3: Five level M-type atomic system. Four laser beams with the Rabi frequencies $\Omega_{1,0}$, $\Omega_{1,1}$, $\Omega_{2,2}$ and $\Omega_{2,0}$ act on atoms characterized by three hyperfine ground levels 0 , 1 and 2 as well as two excited levels e_1 and e_2 . Atoms are initially in the ground level 0 .

Schrödinger equation $i\hbar\partial_t|\Psi\rangle = H_M|\Psi\rangle$ for the atomic state-vector

$$|\Psi\rangle = \sum_{l=0}^2 \psi_l |l\rangle + \sum_{j=1}^2 \psi_{e_j} |e_j\rangle$$

yields the following equations for the atomic probability amplitudes ψ_l , ψ_{e_j} :

$$i\partial_t \psi_0 = -\frac{1}{2}\Omega_{1,0}^* \psi_{e_1} - \frac{1}{2}\Omega_{2,0}^* \psi_{e_2}, \quad (42)$$

$$i\partial_t \psi_1 = \delta_1 \psi_1 - \frac{1}{2}\Omega_{1,1}^* \psi_{e_1}, \quad (43)$$

$$i\partial_t \psi_2 = \delta_2 \psi_2 - \frac{1}{2}\Omega_{2,2}^* \psi_{e_2}, \quad (44)$$

$$i\partial_t \psi_{e_1} = -\frac{i}{2}\Gamma \psi_{e_1} - \frac{1}{2}\Omega_{1,0} \psi_0 - \frac{1}{2}\Omega_{1,1} \psi_1, \quad (45)$$

$$i\partial_t \psi_{e_2} = -\frac{i}{2}\Gamma \psi_{e_2} - \frac{1}{2}\Omega_{2,0} \psi_0 - \frac{1}{2}\Omega_{2,2} \psi_2. \quad (46)$$

On the other hand, the Rabi frequencies of the laser fields obey the following propagation equations

$$(\partial_t + c\partial_z)\Omega_{1,0} = \frac{i}{2}g\psi_{e_1}\psi_0^*, \quad (47)$$

$$(\partial_t + c\partial_z)\Omega_{2,0} = \frac{i}{2}g\psi_{e_2}\psi_0^*, \quad (48)$$

$$(\partial_t + c\partial_z)\Omega_{1,1} = \frac{i}{2}g\psi_{e_1}\psi_1^*, \quad (49)$$

$$(\partial_t + c\partial_z)\Omega_{2,2} = \frac{i}{2}g\psi_{e_2}\psi_2^*, \quad (50)$$

where the parameter g characterizes the strength of coupling of the light fields with the atoms.

3.2 Coupled and uncoupled states

The Hamiltonian (41) can be rewritten as

$$H_M = \sum_{j=1}^2 \left\{ -\frac{1}{2} \left(\Omega_{j,j} |e_j\rangle \langle C_j| + \Omega_{j,j}^* |C_j\rangle \langle e_j| \right) + \delta_j |j\rangle \langle j| - \frac{i}{2} \Gamma |e_j\rangle \langle e_j| \right\}, \quad (51)$$

where $|C_j\rangle$ are two coupled states which are unnormalized and non-orthogonal to each other

$$|C_j\rangle = \chi_j^*|0\rangle + |j\rangle, \quad \text{with} \quad \chi_j = \frac{\Omega_{j,0}}{\Omega_{j,j}}, \quad j = 1, 2. \quad (52)$$

Additionally we introduce a normalized uncoupled state which is orthogonal to both coupled states

$$|U\rangle = \frac{1}{N_0}(|0\rangle - \chi_1|1\rangle - \chi_2|2\rangle), \quad (53)$$

where

$$N_0 = \sqrt{1 + |\chi_1|^2 + |\chi_2|^2}, \quad (54)$$

is a normalization factor. The amplitudes to find an atom in the coupled and uncoupled states read

$$\psi_{C_j} = \langle C_j | \Psi \rangle = \chi_j \psi_0 + \psi_j, \quad (55)$$

$$\psi_U = \langle U | \Psi \rangle = \frac{1}{N_0}(\psi_0 - \chi_1^* \psi_1 - \chi_2^* \psi_2). \quad (56)$$

The initial atomic amplitudes then can be expressed as

$$\psi_0 = \frac{1}{N_0} \left(\psi_U + \frac{1}{N_0} \chi_1^* \psi_{C_1} + \frac{1}{N_0} \chi_2^* \psi_{C_2} \right), \quad (57)$$

$$\psi_1 = \psi_{C_1} - \chi_1 \psi_0 = -\frac{\chi_1}{N_0} \psi_U + \dots, \quad (58)$$

$$\psi_2 = \psi_{C_2} - \chi_2 \psi_0 = -\frac{\chi_2}{N_0} \psi_U + \dots. \quad (59)$$

The terms that are omitted in Eqs. (58), (59) contain amplitudes ψ_{C_1} , ψ_{C_2} and are not needed for the first order of the adiabatic approximation.

The equations for the atomic amplitudes in terms of coupled and uncoupled states take the form

$$i\partial_t \psi_U = \Delta \psi_U + \dots, \quad (60)$$

$$i\partial_t \psi_{C_1} = V_1 \psi_U - \frac{1}{2} \Omega_{1,1}^* N_1^2 \psi_{e_1} - \frac{1}{2} \Omega_{2,0}^* \chi_1 \psi_{e_2} + \dots, \quad (61)$$

$$i\partial_t \psi_{C_2} = V_2 \psi_U - \frac{1}{2} \Omega_{1,0}^* \chi_2 \psi_{e_1} - \frac{1}{2} \Omega_{2,2}^* N_2^2 \psi_{e_2} + \dots, \quad (62)$$

$$i\partial_t \psi_{e_1} = -\frac{i}{2} \Gamma \psi_{e_1} - \frac{1}{2} \Omega_{1,1} \psi_{C_1}, \quad (63)$$

$$i\partial_t \psi_{e_2} = -\frac{i}{2} \Gamma \psi_{e_2} - \frac{1}{2} \Omega_{2,2} \psi_{C_2}. \quad (64)$$

The omitted terms contain amplitudes ψ_{C_1} , ψ_{C_2} . Here

$$V_1 = \frac{1}{N_0} (i\partial_t - \delta_1) \chi_1, \quad (65)$$

$$V_2 = \frac{1}{N_0} (i\partial_t - \delta_2) \chi_2, \quad (66)$$

are the coefficients describing the non-adiabatic coupling; the detuning Δ is defined as

$$\Delta = \frac{1}{N_0} i\partial_t \frac{1}{N_0} + \frac{\chi_1}{N_0} i\partial_t \frac{\chi_1^*}{N_0} + \frac{\chi_2}{N_0} i\partial_t \frac{\chi_2^*}{N_0} + \delta_1 \frac{|\chi_1|^2}{N_0^2} + \delta_2 \frac{|\chi_2|^2}{N_0^2}. \quad (67)$$

Finally,

$$N_1 = \sqrt{1 + |\chi_1|^2}, \quad (68)$$

$$N_2 = \sqrt{1 + |\chi_2|^2}, \quad (69)$$

are normalization factors for the unnormalized coupled states.

3.3 Adiabatic approximation

Let us consider a situation where the light fields are slowly changing and have large intensities. In this situation we can apply adiabatic approximation. Neglecting small amplitudes of the coupled states ψ_{C_1} and ψ_{C_2} in Eqs. (61), (62) leads to a pair of equations

$$2V_1\psi_U = \Omega_{1,1}^* N_1^2 \psi_{e_1} + \Omega_{2,0}^* \chi_1 \psi_{e_2}, \quad (70)$$

$$2V_2\psi_U = \Omega_{1,0}^* \chi_2 \psi_{e_1} + \Omega_{2,2}^* N_2^2 \psi_{e_2}, \quad (71)$$

with the solution

$$\psi_{e_1} = 2W_1\psi_U, \quad (72)$$

$$\psi_{e_2} = 2W_2\psi_U, \quad (73)$$

where

$$W_1 = \frac{1}{\Omega_{1,1}^* N_0^2} (N_2^2 V_1 - \chi_1 \chi_2^* V_2) = \frac{1}{\Omega_{1,1}^* N_0^3} [N_2^2 (i\partial_t - \delta_1) \chi_1 - \chi_1 \chi_2^* (i\partial_t - \delta_2) \chi_2], \quad (74)$$

$$W_2 = \frac{1}{\Omega_{2,2}^* N_0^2} (N_1^2 V_2 - \chi_2 \chi_1^* V_1) = \frac{1}{\Omega_{2,2}^* N_0^3} [N_1^2 (i\partial_t - \delta_1) \chi_2 - \chi_2 \chi_1^* (i\partial_t - \delta_2) \chi_1]. \quad (75)$$

On the other hand, Eqs. (63), (64) relate ψ_{C_1} , ψ_{C_2} to ψ_{e_1} , ψ_{e_2} as

$$\psi_{C_1} = -i \frac{\Gamma}{\Omega_{1,1}} \psi_{e_1}, \quad (76)$$

$$\psi_{C_2} = -i \frac{\Gamma}{\Omega_{2,2}} \psi_{e_2}. \quad (77)$$

Neglecting the decay of adiabats, Eq. (60) for the amplitude of the uncoupled state becomes

$$i\partial_t \psi_U = \Delta \psi_U. \quad (78)$$

Inserting Eqs. (72), (73) into Eqs. (47)-(50) we get

$$(\partial_t + c\partial_z)\Omega_{1,0} = i \frac{g}{N_0} W_1, \quad (79)$$

$$(\partial_t + c\partial_z)\Omega_{2,0} = i \frac{g}{N_0} W_2, \quad (80)$$

$$(\partial_t + c\partial_z)\Omega_{1,1} = -i \frac{g}{N_0} \chi_1^* W_1, \quad (81)$$

$$(\partial_t + c\partial_z)\Omega_{2,2} = -i \frac{g}{N_0} \chi_2^* W_2. \quad (82)$$

Equations (78)-(82) describe adiabatic propagation of the fields.

3.4 Matrix form of equations

From Eqs. (79)-(82) we obtain that the total Rabi frequencies

$$\Omega_1 = \sqrt{|\Omega_{1,1}|^2 + |\Omega_{1,0}|^2} = |\Omega_{1,1}|N_1, \quad (83)$$

$$\Omega_2 = \sqrt{|\Omega_{2,2}|^2 + |\Omega_{2,0}|^2} = |\Omega_{2,2}|N_2, \quad (84)$$

obey the equations

$$(\partial_t + c\partial_z)\Omega_1 = 0, \quad (85)$$

$$(\partial_t + c\partial_z)\Omega_2 = 0. \quad (86)$$

Combining Eqs. (79)-(82) we get the equations for the ratios χ_1 and χ_2 :

$$(\partial_t + c\partial_z)\chi_1 = ig \frac{N_1^2}{N_0} \frac{W_1}{\Omega_{1,1}}, \quad (87)$$

$$(\partial_t + c\partial_z)\chi_2 = ig \frac{N_2^2}{N_0} \frac{W_2}{\Omega_{2,2}}. \quad (88)$$

Introducing the two-component spinor

$$\chi = \begin{pmatrix} \chi_1 \\ \chi_2 \end{pmatrix}, \quad (89)$$

and using Eqs. (74), (75), Eqs. (87), (88) can be written in the following matrix form:

$$(c^{-1} + \hat{v}^{-1})\partial_t \chi + \partial_z \chi + i\hat{v}^{-1}\hat{\delta} \chi = 0, \quad (90)$$

where

$$\hat{v}^{-1} = \frac{\mathbf{g}}{cN_0^4} \begin{pmatrix} \frac{N_1^2 N_2^2}{|\Omega_{1,1}|^2} & -\frac{N_1^2 \chi_1 \chi_2^*}{|\Omega_{1,1}|^2} \\ -\frac{N_2^2 \chi_2 \chi_1^*}{|\Omega_{2,2}|^2} & \frac{N_2^2 N_1^2}{|\Omega_{2,2}|^2} \end{pmatrix} = \frac{\mathbf{g}}{c} \begin{pmatrix} \frac{1}{\Omega_1^2} \frac{N_1^4}{N_0^4} & 0 \\ 0 & \frac{1}{\Omega_2^2} \frac{N_2^4}{N_0^4} \end{pmatrix} (N_0^2 I - \chi \chi^\dagger), \quad (91)$$

is the matrix of inverse group velocity, while

$$\hat{\delta} = \begin{pmatrix} \delta_1 & 0 \\ 0 & \delta_2 \end{pmatrix}, \quad (92)$$

is the matrix of two-photon detunings.

3.5 Equal fields

Let us consider a particular case where $\Omega_{2,0} = \Omega_{1,0}$ and $\Omega_{2,2} = \Omega_{1,1}$ at the beginning of the medium ($\mathbf{z} = \mathbf{0}$). We also assume that $\delta_2 = \delta_1$. In this situation $\chi_2 = \chi_1$ at all times and positions. Equation for the propagation becomes

$$\left(c^{-1} + \frac{\mathbf{g}}{c\Omega_1^2} \frac{N_1^4}{N_0^4} \right) \partial_t \chi_1 + \partial_z \chi_1 + i \frac{\mathbf{g}}{c\Omega_1^2} \frac{N_1^4}{N_0^4} \delta_1 \chi_1 = 0. \quad (93)$$

This equation has a similar form to the equation for the propagation of the probe field in the EIT configuration. Also, it has the same form as the equation for Λ -type system. The group velocity is

$$v_g = \frac{c\Omega_1^2 N_0^4}{\mathbf{g} N_1^4}. \quad (94)$$

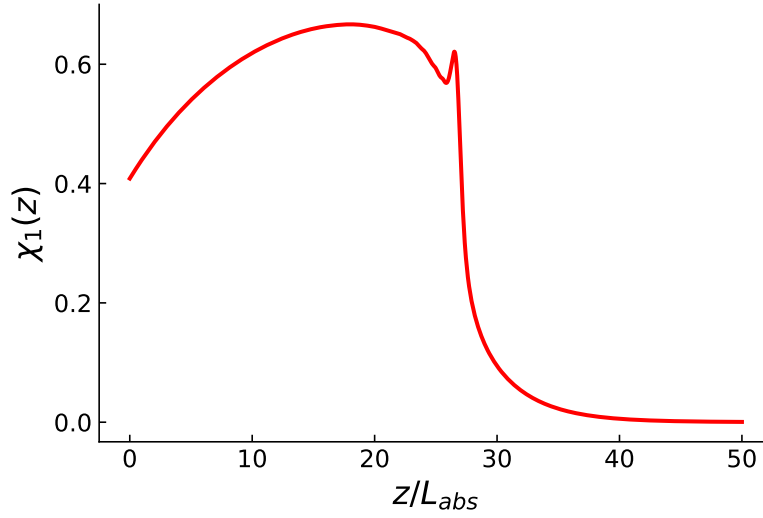


Figure 4: Dependence of pulse amplitude ratio χ_1 on the propagation distance in M-type system calculated at time instance of $t = 26.5\Gamma^{-1}$.

From this equation we see that the presence of the second pair of beams increases the group velocity of the adiabaton propagation because $N_0 > N_1$. It can also be seen that the parts of the pulse with larger amplitude propagate faster. This leads to changing shape of the pulse and to an instability of a wave front.

We conducted numerical study of the above field equations using the Gaussian input fields similarly to the case of Λ system: the first field at the input of the atomic media is of the form $\Omega_{1,0}(\mathbf{0}, t) = A \exp[-(t - t_0)^2/\tau_0^2]$, where $\tau_0 = 5\Gamma^{-1}$, $t_0 = 23\Gamma^{-1}$, $A = \Gamma$; the second one is constant $\Omega_{1,1}(\mathbf{0}, t) = 1.5\Gamma$. Results of the calculation are shown in Fig. 4 which demonstrates significant pulse deformation and strong steepening effect at propagation distances exceeding $25L_{\text{abs}}$.

Deformation of pulse shape observed in M-type system has similar origin as a self-steepening effect known in classical nonlinear optics [40, 41]. The latter develops as a result of nonlinear dependence of the refractive index on pulse intensity that leads to the intensity-dependent group velocity. Commonly this effect is observed for the propagation of short laser pulses producing sharp steepening of the trailing edge of the pulse (optical shock) and accompanying spectral broadening. The effect of self-steepening and accompanying pulse behavior has been studied extensively in numerous papers [40–43].

4 Adiatons in double tripod system

4.1 Initial equations

Finally, we investigate a double tripod type atomic system (Fig. 5) involving three metastable ground states $|0\rangle$, $|1\rangle$ and $|2\rangle$, as well as excited states $|e_1\rangle$ and $|e_2\rangle$. Six laser fields with the Rabi frequencies $\Omega_{j,l}$ induce resonant transitions $|l\rangle \rightarrow |e_j\rangle$. Applying the rotating wave approximation (RWA), the atomic Hamiltonian in the rotating frame with respect to the atomic levels reads

$$H_{2T} = \sum_{j=1}^2 \left\{ -\frac{1}{2} \left(\sum_{l=0}^2 \Omega_{j,l} |e_j\rangle \langle l| + \text{H.c.} \right) + \delta_j |j\rangle \langle j| - \frac{i}{2} \Gamma |e_j\rangle \langle e_j| \right\}, \quad (95)$$

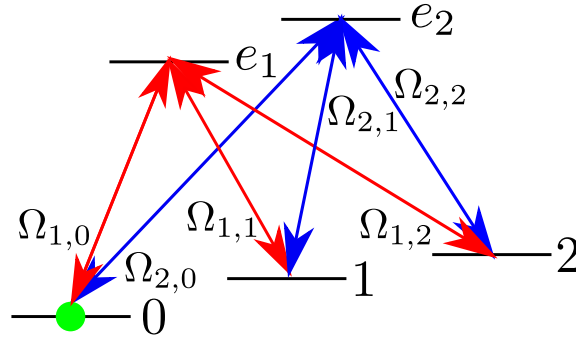


Figure 5: Five level double tripod atomic system. Six laser beams with the Rabi frequencies $\Omega_{1,0}$, $\Omega_{1,1}$, $\Omega_{1,2}$ and $\Omega_{2,0}$, $\Omega_{2,1}$, $\Omega_{2,2}$ act on atoms characterized by three hyperfine ground levels 0 , 1 and 2 as well as two excited levels e_1 and e_2 . Atoms are initially in the ground level 0 .

where δ_j are two-photon detunings. The losses in the Hamiltonian (95) are taken into account in an effective way by introducing a rate Γ of the excited state decay. The time-dependent Schrödinger equation $i\hbar\partial_t|\Psi\rangle = H_{2T}|\Psi\rangle$ for the atomic state-vector $|\Psi\rangle$ yields the following equations for the atomic probability amplitudes ψ_l , ψ_{e_j} :

$$i\partial_t\psi_l = \delta_l\psi_l - \frac{1}{2}\sum_j\Omega_{j,l}^*\psi_{e_j}, \quad (96)$$

$$i\partial_t\psi_{e_j} = -\frac{i}{2}\Gamma\psi_{e_j} - \frac{1}{2}\sum_l\Omega_{j,l}\psi_l. \quad (97)$$

Here we introduced $\delta_0 = 0$. On the other hand, the Rabi frequencies of the laser fields obey the following propagation equations

$$(\partial_t + c\partial_z)\Omega_{j,l} = \frac{i}{2}g\psi_{e_j}\psi_l^*, \quad (98)$$

where the parameter g characterizes the strength of coupling of the light fields with the atoms.

4.2 Coupled and uncoupled states

It is convenient to introduce the amplitudes of the two coupled states

$$\psi_{C_j} = \frac{1}{\Omega_j}\sum_{l=0}^2\Omega_{j,l}\psi_l, \quad (99)$$

where

$$\Omega_j = \sqrt{\sum_{l=0}^2|\Omega_{j,l}|^2}. \quad (100)$$

In addition, there is one uncoupled state

$$\psi_U = \frac{1}{N_0}\begin{vmatrix} \psi_0 & \psi_1 & \psi_2 \\ \Omega_{1,0}^* & \Omega_{1,1}^* & \Omega_{1,2}^* \\ \Omega_{2,0}^* & \Omega_{2,1}^* & \Omega_{2,2}^* \end{vmatrix} \equiv \sum_{l=0}^2 A_l^*\psi_l, \quad (101)$$

where N_0 ensures that the uncoupled state is normalized. Here

$$A_0 = \frac{1}{N_0} (\Omega_{1,1}\Omega_{2,2} - \Omega_{1,2}\Omega_{2,1}), \quad (102)$$

$$A_1 = \frac{1}{N_0} (\Omega_{1,2}\Omega_{2,0} - \Omega_{1,0}\Omega_{2,2}), \quad (103)$$

$$A_2 = \frac{1}{N_0} (\Omega_{1,0}\Omega_{2,1} - \Omega_{1,1}\Omega_{2,0}), \quad (104)$$

and

$$N_0 = [|\Omega_{1,1}\Omega_{2,2} - \Omega_{1,2}\Omega_{2,1}|^2 + |\Omega_{1,2}\Omega_{2,0} - \Omega_{1,0}\Omega_{2,2}|^2 + |\Omega_{1,0}\Omega_{2,1} - \Omega_{1,1}\Omega_{2,0}|^2]^{\frac{1}{2}}. \quad (105)$$

Note, that

$$N_0^2 = \Omega_1^2 \Omega_2^2 - \left(\sum_{l=0}^2 \Omega_{2,l}^* \Omega_{1,l} \right) \left(\sum_{l=0}^2 \Omega_{1,l}^* \Omega_{2,l} \right). \quad (106)$$

The initial atomic amplitudes then can be expressed as

$$\psi_l = A_l \psi_U + \dots \quad (107)$$

The omitted terms in Eq. (107) contain amplitudes ψ_{C_1} , ψ_{C_2} . Note, that the coefficients A_l have the property

$$\sum_{l=0}^2 A_l \Omega_{j,l} = 0. \quad (108)$$

The equations (96), (97) for the atomic amplitudes in terms of coupled and uncoupled states take the form

$$i \partial_t \psi_U = \Delta \psi_U + \dots, \quad (109)$$

$$i \partial_t \psi_{C_j} = V_j \psi_U - \frac{1}{2\Omega_j} \sum_m \psi_{e_m} \sum_{l=0}^2 \Omega_{j,l} \Omega_{m,l}^*, \quad (110)$$

$$i \partial_t \psi_{e_j} = -\frac{i}{2} \Gamma \psi_{e_j} - \frac{1}{2} \Omega_j \psi_{C_j}. \quad (111)$$

Here,

$$\Delta = \sum_{l=0}^2 A_l (i \partial_t + \delta_l) A_l^*, \quad (112)$$

$$V_j = \frac{1}{\Omega_j} \sum_{l=0}^2 A_l (i \partial_t + \delta_l) \Omega_{j,l} = \sum_{l=0}^2 A_l (i \partial_t + \delta_l) \frac{\Omega_{j,l}}{\Omega_j}. \quad (113)$$

The terms omitted in Eq. (109) contain amplitudes ψ_{C_1} and ψ_{C_2} .

4.3 Adiabatic approximation

Let us consider a situation where the light fields are slowly changing and have large intensities. In this situation we can apply adiabatic approximation. Neglecting small amplitudes of the coupled states ψ_{C_1} and ψ_{C_2} in Eq. (110) leads to a system of equations

$$2\Omega_j V_j \psi_U = \sum_m \psi_{e_m} \sum_{l=0}^2 \Omega_{j,l} \Omega_{m,l}^*, \quad (114)$$

with the solution

$$\psi_{e_j} = 2W_j \psi_U, \quad (115)$$

where

$$\begin{aligned} W_1 &= \frac{1}{N_0^2} (\Omega_2^2 \Omega_1 V_1 - \sum_{l=0}^2 \Omega_{2,l}^* \Omega_{1,l} \Omega_2 V_2) \\ &= \frac{1}{N_0^2} \sum_{l=0}^2 A_l \left(\Omega_2^2 (i\partial_t + \delta_l) \Omega_{1,l} - \sum_{m=0}^2 \Omega_{2,m}^* \Omega_{1,m} (i\partial_t + \delta_l) \Omega_{2,l} \right), \end{aligned} \quad (116)$$

$$\begin{aligned} W_2 &= \frac{1}{N_0^2} (\Omega_1^2 \Omega_2 V_2 - \sum_{l=0}^2 \Omega_{1,l}^* \Omega_{2,l} \Omega_1 V_1) \\ &= \frac{1}{N_0^2} \sum_{l=0}^2 A_l \left(\Omega_1^2 (i\partial_t + \delta_l) \Omega_{2,l} - \sum_{m=0}^2 \Omega_{1,m}^* \Omega_{2,m} (i\partial_t + \delta_l) \Omega_{1,l} \right). \end{aligned} \quad (117)$$

On the other hand, Eq. (111) relates ψ_{C_j} to ψ_{e_j} as

$$\psi_{C_j} = -i \frac{\Gamma}{\Omega_j} \psi_{e_j}. \quad (118)$$

Neglecting the decay of adiabats, Eq. (109) for the amplitude of the uncoupled state becomes

$$i\partial_t \psi_U = \Delta \psi_U. \quad (119)$$

Inserting Eq. (115) into Eq. (98) we get

$$(\partial_t + c\partial_z) \Omega_{j,l} = ig W_j A_l^*. \quad (120)$$

Equations (119) and (120) describe adiabatic propagation of the fields. For the validity of the adiabatic approximation one should require that the population of the excited states be small compared to the population of the uncoupled state. According to Eq. (109) this leads to the condition

$$|W_j| \ll 1. \quad (121)$$

From Eq. (120) we obtain that the total Rabi frequencies Ω_j obey the equations

$$(\partial_t + c\partial_z) \Omega_j = 0. \quad (122)$$

In addition, we have

$$(\partial_t + c\partial_z) \sum_{l=0}^2 \Omega_{2,l}^* \Omega_{1,l} = 0. \quad (123)$$

From Eqs. (122), (123) it follows

$$(\partial_t + c\partial_z) N_0 = 0. \quad (124)$$

4.4 Matrix form of equations

Introducing the two-component spinors (columns)

$$\hat{\Omega}_l = \begin{pmatrix} \Omega_{1,l} \\ \Omega_{2,l} \end{pmatrix}. \quad (125)$$

We can write Eqs. (120) as

$$(c^{-1}\partial_t + \partial_z)\hat{\Omega}_l + A_l^* \hat{v}^{-1} \sum_{n=0}^2 A_n (\partial_t - i\delta_n)\hat{\Omega}_n = 0, \quad (126)$$

where

$$\hat{v}^{-1} = \frac{g}{c} \frac{1}{N_0^2} \begin{pmatrix} \Omega_2^2 & -\sum_{m=0}^2 \Omega_{2,m}^* \Omega_{1,m} \\ -\sum_{m=0}^2 \Omega_{1,m}^* \Omega_{2,m} & \Omega_1^2 \end{pmatrix}, \quad (127)$$

is the matrix of inverse group velocity [37]. Note that

$$\det \hat{v}^{-1} = \frac{g^2}{c^2 N_0^2}, \quad (128)$$

and

$$(\partial_t + c\partial_z)\hat{v}^{-1} = 0. \quad (129)$$

Multiplying Eq. (126) by A_l and summing we get

$$\sum_{l=0}^2 A_l (c^{-1}\partial_t + \partial_z)\hat{\Omega}_l + \hat{v}^{-1} \sum_{l=0}^2 A_l (\partial_t - i\delta_l)\hat{\Omega}_l = 0. \quad (130)$$

Finally, using the matrix of inverse group velocity \hat{v}^{-1} the adiabatic condition (121) in double tripod system can be written as

$$\frac{c}{g} \left| \hat{v}^{-1} \sum_{l=0}^2 A_l (i\partial_t + \delta_l)\hat{\Omega}_l \right| \ll 1. \quad (131)$$

The condition should hold for each component of the column in vertical bars.

4.5 Adiabats

Let us consider the situation where there are no two-photon detunings, $\delta_l = 0$. We will search for a propagating solution in the form $\Omega_{j,l} = f_{j,l} \left(t - \frac{1}{v_g} z \right)$. Then $\partial_z \Omega_{j,l} = -v_g^{-1} \partial_t \Omega_{j,l}$ and Eq. (126) becomes

$$v_g^{-1} \partial_t \hat{\Omega}_l = A_l^* \hat{v}^{-1} \sum_{n=0}^2 A_n \partial_t \hat{\Omega}_n. \quad (132)$$

Multiplying this equation by A_l and summing over l we obtain

$$\hat{v}^{-1} \sum_{l=0}^2 A_l \partial_t \hat{\Omega}_l = v_g^{-1} \sum_{l=0}^2 A_l \partial_t \hat{\Omega}_l. \quad (133)$$

We see that in this case $\sum_{l=0}^2 A_l \partial_t \hat{\Omega}_l$ should be an eigenvector of a matrix \hat{v}^{-1} , with v_g being the eigenvalue. Note, that since the adiabatic condition (131) contains inverse group velocity, the adiabaticity requirement for the solution with smaller value of v_g is stricter.

Let us write the eigenvector of the matrix \hat{v}^{-1} corresponding to an eigenvalue v_g^{-1} as $(\mathbf{1}, \xi)^T$. Since this eigenvector is equal to $\sum_{l=0}^2 A_l \partial_t \hat{\Omega}_l$, we have

$$\sum_{l=0}^2 A_l \partial_t \Omega_{2,l} = \xi \sum_{l=0}^2 A_l \partial_t \Omega_{1,l}.$$

Then Eq. (132) can be written as

$$\partial_t \Omega_{1,l} = A_l^* \sum_{n=0}^2 A_n \partial_t \Omega_{1,n}, \quad (134)$$

$$\partial_t \Omega_{2,l} = \xi A_l^* \sum_{n=0}^2 A_n \partial_t \Omega_{1,n}, \quad (135)$$

or

$$\partial_t \Omega_{2,l} = \xi \partial_t \Omega_{1,l}, \quad (136)$$

with the solution

$$\Omega_{2,l}(t) - \xi \Omega_{1,l}(t) = \Omega_{2,l}(0) - \xi \Omega_{1,l}(0). \quad (137)$$

Initially the pulses $\Omega_{1,0}$ and $\Omega_{2,0}$ are absent, thus $\Omega_{2,l}(t) = \xi \Omega_{1,l}(t)$.

As a consequence of Eqs. (122), (123) the propagating solution obeys the equations

$$\Omega_j = \text{const}, \quad \sum_{l=0}^2 \Omega_{2,l}^* \Omega_{1,l} = \text{const}. \quad (138)$$

These equations ensure that the velocity v_g remains constant.

Let us consider the situation when $\Omega_{2,2}(0) = \Omega_{1,1}(0)$ and $\Omega_{2,1}(0) = \Omega_{1,2}(0)$. Then the eigenvalues are $v_g = \frac{c}{g} [\Omega_{1,1}(0) - \xi \Omega_{1,2}(0)]^2$ with $\xi = \pm 1$. From the equations it follows that $\Omega_{2,2} = \Omega_{1,1}$ and $\Omega_{2,1} = \Omega_{1,2}$ for all times. The values of $\Omega_{1,1}$ and $\Omega_{1,2}$ can be found by solving the equations $\Omega_{1,2} - \xi \Omega_{1,1} = \Omega_{1,2}(0) - \xi \Omega_{1,1}(0)$, $\Omega_{1,0}^2 + \Omega_{1,1}^2 + \Omega_{1,2}^2 = \Omega_{1,1}^2(0) + \Omega_{1,2}^2(0)$.

Similarly to the previous cases, we used numerical calculations to demonstrate the obtained effects. At the beginning of the atomic media two optical fields have Gaussian temporal shape: $\Omega_{1,0}(0, t) = A_1 \exp[-(t - t_1)^2 / \tau_1^2]$, $\Omega_{2,0}(0, t) = A_2 \exp[-(t - t_2)^2 / \tau_2^2]$, where $\tau_1 = \tau_2 = 5\Gamma^{-1}$, $t_1 = t_2 = 23\Gamma^{-1}$, $A_1 = 1$, $A_2 = 0$; other fields are constant with amplitudes $\Omega_{1,1}(0, t) = \Omega_{2,2}(0, t) = 1.5\Gamma$ and $\Omega_{1,2}(0, t) = \Omega_{2,1}(0, t) = 0.5\Gamma$. Corresponding numerical results are depicted in Fig. 6. It can be seen that there is adiabatic regime for the fields $\Omega_{j,l}$ after some propagation distance. There are two combinations of fields propagating with different group velocities. The first combination seen on the right part of Fig. 6 has $\Omega_{2,0}(z, t) = -\Omega_{1,0}(z, t)$ and is propagating with smaller group velocity. The second combination having $\Omega_{2,0}(z, t) = \Omega_{1,0}(z, t)$ is propagating with larger group velocity and can be seen in the left part of Fig. 6.

5 Discussion and conclusions

In summary, we have analyzed the propagation of optical pulses in multilevel systems of M-type and double tripod under the adiabatic approximation. Both systems contain five non-degenerate atomic levels and exhibit an uncoupled (dark) state. We also compared our results to a three level Λ system which has been used as a well known reference system for our theoretical approach. It was found that in the case of M-type atomic system the group velocity depends on the amplitudes of the fields, thus different part of the pulse propagate with different velocity. As a result, a region of the pulse with large steepness appears and the adiabatic approximation becomes not valid after some distance. In contrast, in the double-tripod system there are two different configurations of the fields that propagate without changing shape and the adiabatic propagation of light pulses is possible. The latter system can be realized experimentally like the one used as a setup demonstrating SSL formation in the atomic system [37]. In that study a double tripod scheme utilizing laser-cooled Rb atoms loaded into magneto-optical trap was explored. Using similar setup with the appropriate parameters the results

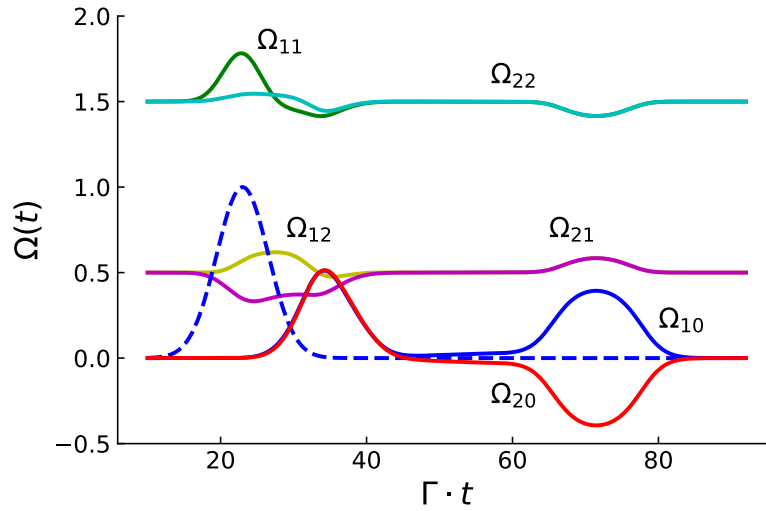


Figure 6: Temporal dependence of pulse amplitudes in double tripod system. Dashed line corresponds to pulse envelope $\Omega_{1,0}$ at the input ($z = 0$), solid lines show pulse envelopes at propagation distance $z = 50L_{\text{abs}}$. Amplitude shown on the vertical scale is measured in Γ .

of our theoretical model presented in Fig. 6 can be verified experimentally. To conclude, our study demonstrates that in the application to many level systems the adiabatic propagation of light pulses is configuration-sensitive and is not common to all multi-level systems having an uncoupled (dark) state.

References

- [1] G.-x. Li, F.-l. Li and S.-y. Zhu, *Quantum interference between decay channels of a three-level atom in a multilayer dielectric medium*, Phys. Rev. A **64**, 013819 (2001), doi:[10.1103/PhysRevA.64.013819](https://doi.org/10.1103/PhysRevA.64.013819).
- [2] M. Fleischhauer, A. Imamoglu and J. P. Marangos, *Electromagnetically induced transparency: Optics in coherent media*, Rev. Mod. Phys. **77**, 633 (2005), doi:[10.1103/RevModPhys.77.633](https://doi.org/10.1103/RevModPhys.77.633).
- [3] D. A. Kalashnikov, E. V. Melik-Gaykazyan, A. A. Kalachev, Y. F. Yu, A. I. Kuznetsov and L. A. Krivitsky, *Quantum interference in the presence of a resonant medium*, Sci. Rep. **7**, 11444 (2017), doi:[10.1038/s41598-017-11694-z](https://doi.org/10.1038/s41598-017-11694-z).
- [4] S. E. Harris, *Electromagnetically induced transparency*, Phys. Today **50**, 36 (1997), doi:[10.1063/1.881806](https://doi.org/10.1063/1.881806).
- [5] Y. Wu and X. Yang, *Electromagnetically induced transparency in ν -, Λ -, and cascade-type schemes beyond steady-state analysis*, Phys. Rev. A **71**, 053806 (2005), doi:[10.1103/PhysRevA.71.053806](https://doi.org/10.1103/PhysRevA.71.053806).
- [6] H. R. Hamedi, J. Ruseckas and G. Juzeliunas, *Electromagnetically induced transparency and nonlinear pulse propagation in a combined tripod and lambda atom-light coupling scheme*, J. Phys. B: At. Mol. Opt. Phys. **50**, 185401 (2017), doi:[10.1088/1361-6455/aa84f6](https://doi.org/10.1088/1361-6455/aa84f6).

- [7] E. Arimondo, *V coherent population trapping in laser spectroscopy*, Progress in Optics **35**, 257 (1996), doi:[10.1016/S0079-6638\(08\)70531-6](https://doi.org/10.1016/S0079-6638(08)70531-6).
- [8] L. V. Hau, S. E. Harris, Z. Dutton and C. H. Behroozi, *Light speed reduction to 17 metres per second in an ultracold atomic gas*, Nature **397**, 594 (1999), doi:[10.1038/17561](https://doi.org/10.1038/17561).
- [9] H. Wang, D. Goorskey and M. Xiao, *Enhanced kerr nonlinearity via atomic coherence in a three-level atomic system*, Phys. Rev. Lett. **87**, 073601 (2001), doi:[10.1103/PhysRevLett.87.073601](https://doi.org/10.1103/PhysRevLett.87.073601).
- [10] M. D. Lukin, *Colloquium: Trapping and manipulating photon states in atomic ensembles*, Rev. Mod. Phys. **75**, 457 (2003), doi:[10.1103/RevModPhys.75.457](https://doi.org/10.1103/RevModPhys.75.457).
- [11] Y. Niu and S. Gong, *Enhancing kerr nonlinearity via spontaneously generated coherence*, Phys. Rev. A **73**, 053811 (2006), doi:[10.1103/PhysRevA.73.053811](https://doi.org/10.1103/PhysRevA.73.053811).
- [12] H. R. Hamedí and G. Juzeliūnas, *Phase-sensitive kerr nonlinearity for closed-loop quantum systems*, Phys. Rev. A **91**, 053823 (2015), doi:[10.1103/PhysRevA.91.053823](https://doi.org/10.1103/PhysRevA.91.053823).
- [13] E. Paspalakis and Z. Kis, *Enhanced nonlinear generation in a three-level medium with spatially dependent coherence*, Optics Letters **27**, 1836 (2002), doi:[10.1364/OL.27.001836](https://doi.org/10.1364/OL.27.001836).
- [14] E. Paspalakis, N. J. Kylstra and P. L. Knight, *Propagation and nonlinear generation dynamics in a coherently prepared four-level system*, Phys. Rev. A **65**, 053808 (2002), doi:[10.1103/PhysRevA.65.053808](https://doi.org/10.1103/PhysRevA.65.053808).
- [15] Z. Kis and E. Paspalakis, *Enhancing nonlinear frequency conversion using spatially dependent coherence*, Phys. Rev. A **68**, 043817 (2003), doi:[10.1103/PhysRevA.68.043817](https://doi.org/10.1103/PhysRevA.68.043817).
- [16] Y. Wu and L. Deng, *Ultraslow optical solitons in a cold four-state medium*, Phys. Rev. Lett. **93**, 143904 (2004), doi:[10.1103/PhysRevLett.93.143904](https://doi.org/10.1103/PhysRevLett.93.143904).
- [17] Y. Wu and L. Deng, *Ultraslow bright and dark optical solitons in a cold three-state medium*, Optics Letters **29**, 2064 (2004), doi:[10.1364/OL.29.002064](https://doi.org/10.1364/OL.29.002064).
- [18] J.-H. Li, X.-Y. Lü, J.-M. Luo and Q.-J. Huang, *Optical bistability and multistability via atomic coherence in an n-type atomic medium*, Phys. Rev. A **74**, 035801 (2006), doi:[10.1103/PhysRevA.74.035801](https://doi.org/10.1103/PhysRevA.74.035801).
- [19] B. D. Clader and J. H. Eberly, *Two-pulse propagation in media with quantum-mixed ground states*, Phys. Rev. A **76**, 053812 (2007), doi:[10.1103/PhysRevA.76.053812](https://doi.org/10.1103/PhysRevA.76.053812).
- [20] Y. Wu and X. Yang, *Four-wave mixing in molecular magnets via electromagnetically induced transparency*, Phys. Rev. B **76**, 054425 (2007), doi:[10.1103/PhysRevB.76.054425](https://doi.org/10.1103/PhysRevB.76.054425).
- [21] Y. Chen, Z. Bai and G. Huang, *Ultraslow optical solitons and their storage and retrieval in an ultracold ladder-type atomic system*, Phys. Rev. A **89**, 023835 (2014), doi:[10.1103/PhysRevA.89.023835](https://doi.org/10.1103/PhysRevA.89.023835).
- [22] R. Grobe, F. T. Hioe and J. H. Eberly, *Formation of shape-preserving pulses in a nonlinear adiabatically integrable system*, Phys. Rev. Lett. **73**, 3183 (1994), doi:[10.1103/PhysRevLett.73.3183](https://doi.org/10.1103/PhysRevLett.73.3183).
- [23] M. Fleischhauer and A. S. Manka, *Propagation of laser pulses and coherent population transfer in dissipative three-level systems: An adiabatic dressed-state picture*, Phys. Rev. A **54**, 794 (1996), doi:[10.1103/PhysRevA.54.794](https://doi.org/10.1103/PhysRevA.54.794).

- [24] A. Kasapi, M. Jain, G. Y. Yin and S. E. Harris, *Electromagnetically induced transparency: Propagation dynamics*, Phys. Rev. Lett. **74**, 2447 (1995), doi:[10.1103/PhysRevLett.74.2447](https://doi.org/10.1103/PhysRevLett.74.2447).
- [25] E. Cerboneschi and E. Arimondo, *Propagation and amplitude correlation of pairs of intense pulses interacting with a double- Λ system*, Phys. Rev. A **54**, 5400 (1996), doi:[10.1103/PhysRevA.54.5400](https://doi.org/10.1103/PhysRevA.54.5400).
- [26] R. Buffa, S. Cavalieri and M. V. Tognetti, *Coherent control of temporal pulse shaping by electromagnetically induced transparency*, Phys. Rev. A **69**, 033815 (2004), doi:[10.1103/PhysRevA.69.033815](https://doi.org/10.1103/PhysRevA.69.033815).
- [27] V. G. Arkhipkin and I. V. Timofeev, *Temporal shape manipulation of intense light pulses by coherent population trapping*, Phys. Rev. A **73**, 025803 (2006), doi:[10.1103/PhysRevA.73.025803](https://doi.org/10.1103/PhysRevA.73.025803).
- [28] R. N. Shakhmuratov and J. Odeurs, *Two types of adiabats in electromagnetically induced transparency*, Phys. Rev. A **74**, 043807 (2006), doi:[10.1103/PhysRevA.74.043807](https://doi.org/10.1103/PhysRevA.74.043807).
- [29] I. E. Mazets, *Adiabatic pulse propagation in coherent atomic media with the tripod level configuration*, Phys. Rev. A **71**, 023806 (2005), doi:[10.1103/PhysRevA.71.023806](https://doi.org/10.1103/PhysRevA.71.023806).
- [30] F. T. Hioe, *Adiabatic shape preservation and solitary waves in a five-level atomic medium*, Phys. Rev. A **78**, 063807 (2008), doi:[10.1103/PhysRevA.78.063807](https://doi.org/10.1103/PhysRevA.78.063807).
- [31] L. Li, H. Guo, F. Xiao, X. Peng and X. Chen, *Control of light in an m -type five-level atomic system*, J. Opt. Soc. Am. B **22**, 1309 (2005), doi:[10.1364/JOSAB.22.001309](https://doi.org/10.1364/JOSAB.22.001309).
- [32] Y. Gu, L. Wang, K. Wang, C. Yang and Q. Gong, *Coherent population trapping and electromagnetically induced transparency in a five-level m -type atom*, J. Phys. B: At. Mol. Opt. Phys. **39**, 463 (2006), doi:[10.1088/0953-4075/39/3/001](https://doi.org/10.1088/0953-4075/39/3/001).
- [33] R. G. Unanyan, J. Otterbach, M. Fleischhauer, J. Ruseckas, V. Kudriašov and G. Juzeliūnas, *Spinor slow-light and dirac particles with variable mass*, Phys. Rev. Lett. **105**, 173603 (2010), doi:[10.1103/PhysRevLett.105.173603](https://doi.org/10.1103/PhysRevLett.105.173603).
- [34] J. Ruseckas, V. Kudriašov, G. Juzeliūnas, R. G. Unanyan, J. Otterbach and M. Fleischhauer, *Photonic-band-gap properties for two-component slow light*, Phys. Rev. A **83**, 063811 (2011), doi:[10.1103/PhysRevA.83.063811](https://doi.org/10.1103/PhysRevA.83.063811).
- [35] J. Ruseckas, V. Kudriašov, I. A. Yu and G. Juzeliūnas, *Transfer of orbital angular momentum of light using two-component slow light*, Phys. Rev. A **87**, 053840 (2013), doi:[10.1103/PhysRevA.87.053840](https://doi.org/10.1103/PhysRevA.87.053840).
- [36] Q.-Q. Bao, X.-H. Zhang, J.-Y. Gao, Y. Zhang, C.-L. Cui and J.-H. Wu, *Coherent generation and dynamic manipulation of double stationary light pulses in a five-level double-tripod system of cold atoms*, Phys. Rev. A **84**, 063812 (2011), doi:[10.1103/PhysRevA.84.063812](https://doi.org/10.1103/PhysRevA.84.063812).
- [37] M.-J. Lee, J. Ruseckas, C.-Y. Lee, V. Kudriašov, K.-F. Chang, H.-W. Cho, G. Juzeliūnas and I. A. Yu, *Experimental demonstration of spinor slow light*, Nature Commun. **5**, 5542 (2014), doi:[10.1038/ncomms6542](https://doi.org/10.1038/ncomms6542) (2014).
- [38] J. H. Eberly, *Transmission of dressed fields in three-level media*, Quantum Semiclass. Opt. **7**, 373 (1995), doi:[10.1088/1355-5111/7/3/013](https://doi.org/10.1088/1355-5111/7/3/013).

- [39] Y.-L. Chuang, R.-K. Lee and I. A. Yu, *Optical-density-enhanced squeezed-light generation without optical cavities*, Phys. Rev. A **96**, 053818 (2017), doi:[10.1103/PhysRevA.96.053818](https://doi.org/10.1103/PhysRevA.96.053818).
- [40] F. DeMartini, C. H. Townes, T. K. Gustafson and P. L. Kelley, *Self-steepening of light pulses*, Phys. Rev. **164**, 312 (1967), doi:[10.1103/PhysRev.164.312](https://doi.org/10.1103/PhysRev.164.312).
- [41] B. R. Suydam, *Self-steepening of optical pulses*, in *The Supercontinuum Laser Source: Fundamentals with Updated References*, vol. pp. 295-317, Springer New York, New York, NY (2006).
- [42] J. R. de Oliveira, M. A. de Moura, J. M. Hickmann and A. S. L. Gomes, *Self-steepening of optical pulses in dispersive media*, J. Opt. Soc. Am. B **9**, 2025 (1992), doi:[10.1364/JOSAB.9.002025](https://doi.org/10.1364/JOSAB.9.002025).
- [43] M. Trippenbach and Y. B. Band, *Effects of self-steepening and self-frequency shifting on short-pulse splitting in dispersive nonlinear media*, Phys. Rev. A **57**, 4791 (1998), doi:[10.1103/PhysRevA.57.4791](https://doi.org/10.1103/PhysRevA.57.4791).