

W -mass and Muon $g - 2$ in Inert 2HDM Extended by Singlet Complex Scalar

Hrishabh Bharadwaj*

*Department of Physics & Astrophysics, University of Delhi, Delhi, India. and
Rajkiya Mahila Mahavidyalaya, Budaun, Uttar Pradesh, India*

Mamta Dahiya†

SGTB Khalsa College, University of Delhi, Delhi, India.

Sukanta Dutta‡

*SGTB Khalsa College, University of Delhi, Delhi, India. and
Delhi School of Analytics, Institution of Eminence, University of Delhi, Delhi.*

Ashok Goyal§

Department of Physics & Astrophysics, University of Delhi, Delhi, India.

The deviations of the recent measurements of the muon magnetic moment and the W -boson mass from their SM predictions hint to new physics beyond the SM. In this article, we address the observed discrepancies in the W -boson mass and muon anomalous magnetic moment in the Inert Two Higgs Doublet Model (I2HDM) extended by a complex scalar field singlet under the SM gauge group. The model is constrained from the existing LEP data and the measurements of partial decay widths to gauge bosons at LHC. It is shown that a large subset of this constrained parameter space of the model can simultaneously accommodate the W -boson mass and also explain the muon $g - 2$ anomaly.

Keywords: muon $g - 2$, W - mass, inert 2HDM

I. INTRODUCTION

The departures of low-energy observables from their Standard Model (SM) predictions can provide indirect clues for physics beyond the SM. The W boson mass and the anomalous magnetic moment of muon are two such most notable anomalies that provide a stringent test of the SM [1] and should be explained by any proposed model beyond SM.

The CDF Collaboration has reported a notable discrepancy between the measured and predicted values of W mass through a series of increasingly precise measurements [2]. The most recent measurement by CDF collaboration [3]

$$m_w^{\text{CDF}} = (80.4335 \pm 0.0094) \text{ GeV} \quad (1)$$

on their full Run-2 dataset of 8.8 fb^{-1} which deviates from the global average of the other experiments [4]

$$m_w^{\text{PDG}} = (80.377 \pm 0.012) \text{ GeV}. \quad (2)$$

and also the recent improved measurement by ATLAS [5] which is $m_w^{\text{ATLAS}} = (80.3665 \pm 0.0159) \text{ GeV}$. The global fit SM prediction [4] $(80.356 \pm 0.006) \text{ GeV}$ is about 7σ below the value reported by CDF.

A more recent global fit SM prediction reported by reference [6]

$$m_w^{\text{SM}} = (80.3499 \pm 0.0056) \text{ GeV} \quad (3)$$

further increases the discrepancy from CDF value. Such a significant discrepancy, calls for a thorough investigation of physics beyond the Standard Model (BSM) [2].

Another long standing discrepancy is in the muon anomalous magnetic moment where the direct measurements of muon ($g - 2$) are precisely made and have been confirmed in several experiments. The most recent measurement of the anomalous muon magnetic moment by the Fermilab Muon $g - 2$ Experiment [7] using data collected in 2019 and 2020 gives

$$a_\mu = \frac{(g - 2)_\mu}{2} = 116592057(25) \times 10^{-11} (0.21 \text{ ppm}) \quad (4)$$

resulting in the new world average

$$a_\mu^{\text{exp}} = 116592059(22) \times 10^{-11} (0.19 \text{ ppm}) \quad (5)$$

The SM prediction is given by [8]

$$a_\mu^{\text{SM}} = 116591810(43) \times 10^{-11} \quad (6)$$

amounting to about 5σ discrepancy

$$\Delta a_\mu = a_\mu^{\text{exp}} - a_\mu^{\text{SM}} = (2.49 \pm 0.48) \times 10^{-9}. \quad (7)$$

This SM prediction uses the conservative leading order data-driven computation of Hadronic Vacuum Polarisation (HVP) [9] based on the available data sets for the

* hrishabhphysics@gmail.com

† mamta.phy26@gmail.com

‡ Sukanta.Dutta@gmail.com

§ agoyal45@yahoo.com

$e^+e^- \rightarrow \text{hadrons}$ cross section and the techniques applied for the evaluation of the HVP dispersive integral. The prospects for improvements of the uncertainties in the SM prediction [8, 10, 11] may make the SM prediction closer to experimental measurements. However, how would this discrepancy play out by future analysis is not yet settled.

The additional quantum corrections induced by new particles in a model beyond SM might account for the observed anomaly in the W -boson mass as well as the muon magnetic moment. These twin problems have been addressed recently in many models beyond the SM [12] with varying degrees of success.

In an earlier work [13], the authors have addressed the observed discrepancies in the anomalous magnetic moment of muons and electrons by I2HDM to include a complex scalar field and a charged singlet vector-like lepton. In this spirit we revisit our earlier model albeit without the introduction of a charged vector-like lepton and discuss the constraints on the model parameters from the LEP data and recent Higgs decay data. Using this constrained model, we attempt to address the possibility of explaining such high value of m_W as well as an upward pull for muon $g - 2$.

The rest of this article is organised as follows: The section II briefly reviews our model. In section III, we discuss the constraints on model parameters coming from the Higgs decay and the LEP data. The additional contributions to muon anomalous magnetic moment and W -mass in our model are discussed in section IV and the

corresponding numerical results of the regions in parameter space that simultaneously explains both anomalies are given in section V. We summarise our results in the last section VI.

II. THE MODEL

The I2HDM consist of two $SU(2)_L$ doublets of complex scalar fields: SM-like doublet Φ_1 and another doublet Φ_2 (the inert doublet) possessing the same quantum numbers as Φ_1 but with no direct coupling to fermions. We consider a model with the scalar sector of I2HDM extended by a neutral complex gauge singlet scalar field Φ_3 . After electroweak symmetry breaking (EWSB), Φ_1 as well as Φ_3 acquire nonzero real vacuum expectation values, v_{SM} and v_s respectively. We invoke a Z_2 symmetry under which all SM fields and Φ_1 are even. The inert doublet fields Φ_2 and the singlet scalar Φ_3 are odd under this Z_2 symmetry. Due to this symmetry the scalar fields in Φ_2 do not mix with the SM-like field from Φ_1 . The Z_2 symmetry also ensures that the SM gauge bosons and fermions are forbidden to have direct interaction with the inert doublet and additional complex scalar singlet. We however, allow an explicit breaking of Z_2 symmetry in the Yukawa Lagrangian \mathcal{L}_Y in order to facilitate coupling of SM leptons with CP odd pseudo-scalars.

The part of the Lagrangian different from SM Lagrangian is written as

$$\mathcal{L} \supset \mathcal{L}_{\text{scalar}} + \mathcal{L}_Y \quad (8a)$$

$$\begin{aligned} \mathcal{L}_{\text{scalar}} &= (D_\mu \Phi_1)^\dagger (D^\mu \Phi_1) + (D_\mu \Phi_2)^\dagger (D^\mu \Phi_2) + (D_\mu \Phi_3)^* (D^\mu \Phi_3) - V_{\text{scalar}} \quad (8b) \\ V_{\text{scalar}} &= V_{\text{2HDM}}(\Phi_1, \Phi_2) + V_{\text{Singlet}}(\Phi_3) + V_{\text{Mix}}(\Phi_1, \Phi_2, \Phi_3) \\ &= -\frac{1}{2}m_{11}^2 (\Phi_1^\dagger \Phi_1) - \frac{1}{2}m_{22}^2 (\Phi_2^\dagger \Phi_2) + \frac{\lambda_1}{2} (\Phi_1^\dagger \Phi_1)^2 + \frac{\lambda_2}{2} (\Phi_2^\dagger \Phi_2)^2 \\ &\quad + \lambda_3 (\Phi_1^\dagger \Phi_1) (\Phi_2^\dagger \Phi_2) + \lambda_4 (\Phi_1^\dagger \Phi_2) (\Phi_2^\dagger \Phi_1) + \frac{1}{2} \left[\lambda_5 (\Phi_1^\dagger \Phi_2)^2 + \text{h.c.} \right] \\ &\quad - \frac{1}{2}m_{33}^2 \Phi_3^* \Phi_3 + \frac{\lambda_8}{2} (\Phi_3^* \Phi_3)^2 + \lambda_{11} |\Phi_1|^2 \Phi_3^* \Phi_3 + \lambda_{13} |\Phi_2|^2 \Phi_3^* \Phi_3 \\ &\quad - i\kappa \left[(\Phi_1^\dagger \Phi_2 + \Phi_2^\dagger \Phi_1) (\Phi_3 - \Phi_3^*) \right] \quad (8c) \end{aligned}$$

where

$$\Phi_1 \equiv \left[\frac{1}{\sqrt{2}} \begin{pmatrix} \phi_1^+ \\ v_{\text{SM}} + \phi_1^0 + i\eta_1^0 \end{pmatrix} \right]; \quad \Phi_2 \equiv \left[\frac{1}{\sqrt{2}} \begin{pmatrix} \phi_2^+ \\ \phi_2^0 + i\eta_2^0 \end{pmatrix} \right] \quad \text{and} \quad \Phi_3 \equiv \frac{1}{\sqrt{2}} (v_s + \phi_3^0 + i\eta_3^0) \quad (8d)$$

$$-\mathcal{L}_Y = y_u \overline{Q}_L \widetilde{\Phi}_1 u_R + y_d \overline{Q}_L \Phi_1 d_R + y_l \overline{l}_L \Phi_1 e_R + y_1 \overline{l}_L \Phi_2 e_R + \text{h.c.} \quad (8e)$$

where all couplings in the scalar potential and Yukawa

sector are real in order to preserve the CP invariance.

Here, we have invoked an additional global $U(1)$ symmetry under $\Phi_3 \rightarrow e^{i\alpha}\Phi_3$ to reduce the number of free parameters in the scalar potential, which is however allowed to be softly broken by the κ term.

The stability of the Lagrangian given in (8c) have been discussed in the article [13] and we refer the reader to this reference for the co-positivity conditions on the scalar potential and its minimisation.

The absence of mixing among the imaginary component of the inert doublet with the real component of either the first SM like doublet or the singlet results in the decoupling of the mass matrices for neutral scalars and pseudoscalars. The 2×2 CP-even neutral scalar mass matrix arises due to the mixing of the real components of SM like first doublet Φ_1 and the singlet Φ_3 . Diagonalisation of this CP-even mass matrix by orthogonal rotation matrix parameterized in terms of the mixing angle θ_{13} gives the two mass eigenstates h_1 and h_3 . with masses given by

$$m_{h_1}^2 = \cos^2 \theta_{13} \lambda_1 v_{\text{SM}}^2 + \sin(2\theta_{13}) v_s \lambda_{11} v_{\text{SM}} + \sin^2 \theta_{13} v_s^2 \lambda_8 \quad (9a)$$

$$m_{h_3}^2 = \sin^2 \theta_{13} \lambda_1 v_{\text{SM}}^2 - \sin(2\theta_{13}) v_s \lambda_{11} v_{\text{SM}} + \cos^2 \theta_{13} v_s^2 \lambda_8 \quad (9b)$$

with

$$\tan 2\theta_{13} = \frac{\lambda_{11} v_{\text{SM}} v_s}{\lambda_1 v_{\text{SM}}^2 - \lambda_8 v_s^2} \quad (9c)$$

Similarly, the diagonalisation of mass matrix for CP-odd scalars η_2^0 and η_3^0 gives the pseudoscalar mass eigen-

states A^0 and P^0 with masses given by

$$m_{A^0}^2 = \frac{1}{2} (\bar{\lambda}_{345} v_{\text{SM}}^2 - m_{22}^2 + \lambda_{13} v_s^2) \cos^2 \theta_{23} - \sqrt{2} \kappa v_{\text{SM}} \sin 2\theta_{23} \quad (10a)$$

$$m_{P^0}^2 = \frac{1}{2} (\bar{\lambda}_{345} v_{\text{SM}}^2 - m_{22}^2 + \lambda_{13} v_s^2) \sin^2 \theta_{23} + \sqrt{2} \kappa v_{\text{SM}} \sin 2\theta_{23} \quad (10b)$$

where $\bar{\lambda}_{345} = \lambda_3 + \lambda_4 - \lambda_5$ and the mixing angle θ_{23} is given by

$$\kappa = -\frac{1}{2\sqrt{2} v_{\text{SM}}} (m_{P^0}^2 + m_{A^0}^2) \tan(2\theta_{23}) \quad (10c)$$

Out of the remaining neutral and charged scalar mass eigenstates, η_1^0 and ϕ_1^\pm are the massless Nambu-Goldstone bosons and the masses of ϕ_2^0 and ϕ_2^\pm which are renamed as h_2 and H^\pm respectively are given by

$$m_{h_2}^2 = \frac{1}{2} [-m_{22}^2 + (\lambda_3 + \lambda_4 + \lambda_5) v_{\text{SM}}^2 + \lambda_{13} v_s^2] \quad (11a)$$

$$m_{H^\pm}^2 = -m_{22}^2 + \lambda_3 v_{\text{SM}}^2 + \lambda_{13} v_s^2 \quad (11b)$$

The twelve independent parameters in the scalar potential (8c), namely, m_{11} , m_{22} , m_{33} , $\lambda_{i=1, \dots, 5}$, λ_8 , λ_{11} , λ_{13} and κ can now be expressed in terms of the following physical masses and mixing angles:

$$v_{\text{SM}}, v_s, m_{h_1}^2, m_{h_2}^2, m_{h_3}^2, m_{H^\pm}^2, m_{A^0}^2, m_{P^0}^2, \theta_{13}, \theta_{23}, m_{22}^2 \quad (12)$$

For the relations among the mass parameters and scalar couplings of the Lagrangian, reader is referred to the appendix A of reference [13]). Further, the dimension-full scalar triple couplings of the charged Higgs bosons with neutral scalars are expressed as $g_{h_i H^+ H^-} = (\lambda_{h_i H^+ H^-} v_{\text{SM}})$, where

$$\lambda_{h_1 H^+ H^-} = \lambda_3 \cos \theta_{13} + \frac{v_s}{v_{\text{SM}}} \lambda_{13} \sin \theta_{13} \quad (13a)$$

$$\lambda_{h_3 H^+ H^-} = \frac{v_s}{v_{\text{SM}}} \lambda_{13} \cos \theta_{13} - \lambda_3 \sin \theta_{13} \quad (13b)$$

The Yukawa interactions given in (8e) can be rewritten in terms of mass eigenstates as

$$-\mathcal{L}_{\text{SM Fermions}}^{\text{Yukawa}} = \sum_{s_i \equiv h_1, h_3} \frac{y_{ff s_i}}{\sqrt{2}} (v_{\text{SM}} \delta_{s_i, h_1} + s_i) \bar{f} f + \frac{y_{lh_2}}{\sqrt{2}} (h_2 \bar{l}^- l^-) + \sum_{s_i \equiv P^0, A^0} \frac{y_{l s_i}}{\sqrt{2}} (s_i \bar{l}^- \gamma_5 l^-) + [y_{l\nu H^-} (\bar{\nu}_l P_R l^- H^+) + \text{h.c.}], \quad (14)$$

where f and l^- represent SM fermions and SM charged leptons respectively. The Yukawa couplings with scalar/

pseudoscalar mass eigenstates are listed in table I.

y_{ffh_1}	$(\sqrt{2}m_f/v_{\text{SM}})\cos\theta_{13}$	y_{llh_2}	y_1
y_{ffh_3}	$-(\sqrt{2}m_f/v_{\text{SM}})\sin\theta_{13}$	y_{llP^0}	$-i y_1 \sin\theta_{23}$
$y_{\nu H^-}$	y_1	y_{llA^0}	$i y_1 \cos\theta_{23}$

TABLE I: *Yukawa couplings*

III. CONSTRAINTS ON PARAMETER SPACE

The theoretical constraints and existing experimental observations restrict the parameter space of any model beyond the SM. Physical parameters of the model that affect the observables we shall use to constrain them are

$$\begin{aligned}
\text{Masses} &: m_{h_1}, m_{h_2}, m_{h_3}, m_{H^\pm}, m_{A^0}, m_{P^0} \\
\text{Mixing Angles} &: \theta_{13}, \theta_{23} \\
\text{Couplings} &: y_1, \lambda_{h_1 H^+ H^-}, \lambda_{h_3 H^+ H^-}
\end{aligned} \tag{15}$$

$$\Theta(|\lambda_5| - \lambda_4) = \begin{cases} \Theta[m_{H^\pm}^2 - (m_{A^0}^2 + m_{P^0}^2)] & \text{for } m_{h_2}^2 > m_{A^0}^2 + m_{P^0}^2 \\ \Theta[m_{h_2}^2 - m_{H^\pm}^2] & \text{for } m_{h_2}^2 < m_{A^0}^2 + m_{P^0}^2 \end{cases} \tag{17}$$

In this article we explore the phenomenology rich region given by

$$m_{h_2}^2 > m_{A^0}^2 + m_{P^0}^2 \quad \text{and} \quad m_{H^\pm}^2 > m_{A^0}^2 + m_{P^0}^2. \tag{18}$$

Now we consider the constraints from some experimental observations. In all these calculations, the values of parameters α , the Fermi constant G_F and Z boson mass m_Z are taken to be the measured values [4].

B. Constraints from Higgs Decay

Since, LHC data favors a scalar eigenstate H with mass ~ 125 GeV [4], we identify CP even lightest neutral scalar h_1 , coming predominantly from the doublet Φ_1 (equation(9a)) with the observed scalar H and take $m_{h_1} = 125$ GeV. Further, the couplings of h_1 with a pair of fermions and gauge bosons are the corresponding SM

$$\mu_{XY} = \frac{\sigma(pp \rightarrow h_1 \rightarrow XY)}{\sigma(pp \rightarrow h \rightarrow XY)^{\text{SM}}} = \frac{\Gamma(h_1 \rightarrow gg)}{\Gamma(h^{\text{SM}} \rightarrow gg)} \frac{\text{BR}(h_1 \rightarrow XY)}{\text{BR}(h^{\text{SM}} \rightarrow XY)} = \cos^2 \theta_{13} \frac{\text{BR}(h_1 \rightarrow XY)}{\text{BR}(h^{\text{SM}} \rightarrow XY)} \tag{21}$$

The partial decay width of $h_1 \rightarrow WW^*$ channel is

We discuss below various constraints imposed on these parameters.

A. Theoretical Constraints

Let us first consider theoretical limitations on the scalar potential of our Model. The scalar potential given in (8c) should satisfy the stability and co-positivity conditions listed in reference [13]. Further, tree level perturbative unitarity requires that

$$|\lambda_i| \leq 4\pi, \quad \text{and} \quad |y_1| < \sqrt{4\pi}. \tag{16}$$

where λ_i are all the quartic scalar couplings and y_i refers to any Yukawa coupling.

The relations among mass parameters and scalar couplings of the Lagrangian, along with the co-positivity conditions result in the following two mutually exclusive allowed regions of parameter space:

Higgs couplings but suppressed by $\cos\theta_{13}$ due to $\Phi_1 - \Phi_3$ mixing.

We now compare the total Higgs decay width in SM [14, 15]

$$\Gamma(h^{\text{SM}} \rightarrow \text{all}) \sim 4.07 \text{ MeV} \tag{19}$$

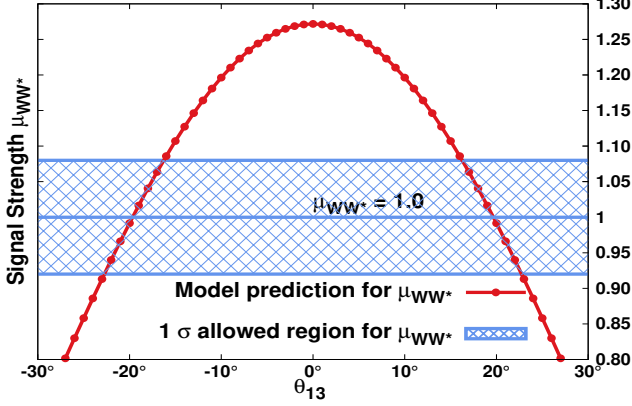
with the recently measured total Higgs decay width at the Large Hadron Collider(LHC) [4]

$$\Gamma(H \rightarrow \text{all})_{\text{LHC}} = 3.2_{-1.7}^{+2.4} \text{ MeV}. \tag{20}$$

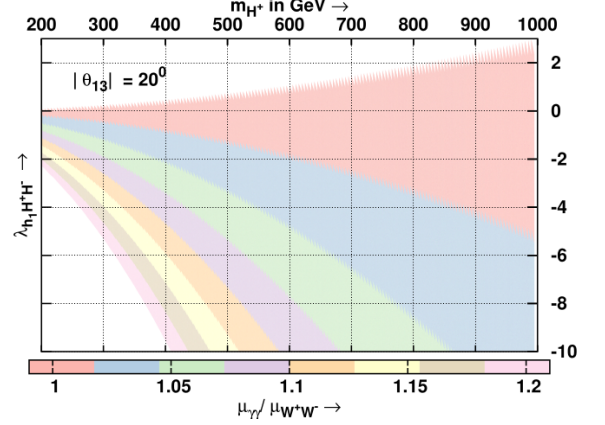
We examine the bounds on partial decay widths of 125 GeV h_1 at LHC and determine the constrained parameter space by demanding that, in our model, h_1 decays can account for the measured value of the total Higgs decay width. To this end, we define the signal strength μ_{XY} *w.r.t.* h_1 production *via* dominant gluon fusion in $p-p$ collision, followed by its decay to XY pairs in the narrow width approximation as

related to the corresponding value in SM as

$$\Gamma(h_1 \rightarrow WW^*) = \cos^2 \theta_{13} \Gamma(h^{\text{SM}} \rightarrow WW^*) \tag{22}$$



(a) The solid red curve shows the variation of μ_{WW^*} computed in our model with the CP-even mixing angle θ_{13} . The shaded blue region depicts the allowed one sigma region for the measured $\mu_{WW^*} = 1.00 \pm 0.08$ [4].



(b) Color density map for the constraint $\mu_{\gamma\gamma}/\mu_{WW^*} = 1.1 \pm 0.11$ [4] corresponding to the $\theta_{13} = 20^\circ$ in $(\lambda_{h_1 H^+ H^-} - m_{H^\pm})$ plane.

FIG. 1: Constraints on parameters θ_{13} , $g_{h_1 H^+ H^-}$ and m_{H^\pm} from the measurements of the partial Higgs decay widths to the gauge bosons at the LHC [4].

giving the signal strength

$$\mu_{WW^*} = \cos^4 \theta_{13} \frac{\Gamma(h^{\text{SM}} \rightarrow \text{all})}{\Gamma(H \rightarrow \text{all})_{\text{LHC}}} \simeq 1.27 \cos^4 \theta_{13} \quad (23)$$

Thus, the signal strength μ_{WW^*} depends only one parameter of the model, namely θ_{13} which can be strongly constrained by the observed value, $\mu_{WW^*} = 1.00 \pm 0.08$ [4]. The one sigma band around the central value of the observed μ_{WW^*} is shown in the figure 1a, which restricts

the value of θ_{13} to $19.7^\circ \lesssim |\theta_{13}| \lesssim 22.8^\circ$. Throughout this work, we take $\theta_{13} = 20^\circ$.

We now calculate the partial decay width of $h_1 \rightarrow \gamma\gamma$ channel at one loop in our model that may be parameterized as

$$\Gamma(h_1 \rightarrow \gamma\gamma) = \cos^2 \theta_{13} |1 + \zeta_{\gamma\gamma}|^2 \Gamma(h^{\text{SM}} \rightarrow \gamma\gamma) \quad (24)$$

where the SM Higgs partial decay width in $\gamma\gamma$ channel and the dimensionless parameter $\zeta_{\gamma\gamma}$ are given by [13, 16]

$$\Gamma(h^{\text{SM}} \rightarrow \gamma\gamma) = \frac{G_F \alpha^2 m_h^3}{128 \sqrt{2} \pi^3} \left| \frac{4}{3} \mathcal{M}_{1/2}^{\gamma\gamma} \left(\frac{4m_t^2}{m_h^2} \right) + \mathcal{M}_1^{\gamma\gamma} \left(\frac{4m_W^2}{m_h^2} \right) \right|^2 \quad (25a)$$

$$\zeta_{\gamma\gamma} = \frac{v_{\text{SM}}}{\cos \theta_{13}} \left[\frac{\frac{g_{h_1 H^+ H^-}}{2 m_{H^\pm}^2} \mathcal{M}_0^{\gamma\gamma} \left(\frac{4m_{H^\pm}^2}{m_{h_1}^2} \right)}{\mathcal{M}_1^{\gamma\gamma} \left(\frac{4m_W^2}{m_{h_1}^2} \right) + \frac{4}{3} \mathcal{M}_{1/2}^{\gamma\gamma} \left(\frac{4m_t^2}{m_{h_1}^2} \right)} \right] \quad (25b)$$

The loop form factors $\mathcal{M}_{0,1/2,1}^{\gamma\gamma}$ in the above equations are defined in the appendix A. Using the relations (22) and (24), the ratio of signal strengths becomes

$$\frac{\mu_{\gamma\gamma}}{\mu_{WW^*}} = \frac{\Gamma(h_1 \rightarrow \gamma\gamma)}{\Gamma(h_1 \rightarrow WW^*)} \times \frac{\Gamma(h^{\text{SM}} \rightarrow WW^*)}{\Gamma(h^{\text{SM}} \rightarrow \gamma\gamma)} = |1 + \zeta_{\gamma\gamma}|^2 \quad (26a)$$

The average experimental values of signal strengths $\mu_{\gamma\gamma} = 1.10 \pm 0.07$ and $\mu_{WW^*} = 1.00 \pm 0.08$ [4] give $\mu_{\gamma\gamma}/\mu_{WW^*} = 1.1 \pm 0.11$. The value for this ratio in our model depends only upon the parameters θ_{13} , m_{H^\pm} and

$\lambda_{h_1 H^+ H^-}$. In the figure 1b, we depict the contours satisfying $\mu_{\gamma\gamma}/\mu_{WW^*} = 1.1 \pm 0.11$ [4] for $\theta_{13} = 20^\circ$ in the $(\lambda_{h_1 H^+ H^-} - m_{H^\pm})$ plane for both positive and negative values of the triple coupling $\lambda_{h_1 H^+ H^-}$. It may be noted

from the figure 1b that, the range of coupling $\lambda_{h_1 H^+ H^-}$ is bounded from below and above for a given value of m_{H^\pm} .

Since the experimental uncertainty for $\mu_{z\gamma}$ [4] is large, we do not expect any more constraints on the the model parameters from $h_1 \rightarrow Z \gamma$ decay channel [13].

C. Constraints from LEP II Data

The scalar and pseudoscalar masses along with the Yukawa coupling y_1 in our model can be constrained from the existing LEP II data either by investigating the (a) direct pair production of scalars and pseudoscalars or (b) by production of pair of fermions mediated by these additional physical scalars or pseudoscalars. The dominant

direct pair production channels at e^+e^- collider:

$$e^+ e^- \rightarrow \gamma^*/Z^* \rightarrow H^+ + H^- \quad (27)$$

$$\text{and } e^+ e^- \rightarrow Z^* \rightarrow A^0/P^0 + h_i \quad (28)$$

have been studied to put the lower mass bounds on $m_{H^\pm} \gtrsim 93.5 \text{ GeV}$ and $\sum m_{h_i} \gtrsim 200 \text{ GeV}$ [17].

The production cross section of fermion pairs gets a contribution from additional scalars and pseudo-scalars in the model through new leptonic Yukawa coupling y_1 . This additional contribution should be in agreement with the electroweak precision measurements conducted by LEP experiments. The combined analysis of DELPHI and L3 at LEP II at $\sqrt{s} = 200 \text{ GeV}$ estimate the cross-section of muon pair production to [17]

$$\sigma(e^+ e^- \rightarrow \mu^+ \mu^-) = 3.072 \pm 0.108 \pm 0.018 \text{ pb.} \quad (29)$$

The excess contribution to this cross section in our model over the SM one can be written as

$$\sigma_{\mu^+\mu^-}^{\text{NP}} = \frac{s}{64\pi} \sqrt{\frac{s-4m_\mu^2}{s-4m_e^2}} \left| \mathcal{M}_{\mu^+\mu^-}^{\text{NP}} \right|^2$$

where

$$\begin{aligned} \left| \mathcal{M}_{\mu^+\mu^-}^{\text{NP}} \right|^2 = & \left[y_1^2 \left(-\frac{\cos^2 \theta_{23}}{s-m_{A^0}^2} - \frac{\sin^2 \theta_{23}}{s-m_{P^0}^2} + \frac{1}{s-m_{h_2}^2} \right) + \frac{2m_e m_\mu}{v_{\text{SM}}^2} \left(\frac{\cos^2 \theta_{13}}{s-m_{h_1}^2} + \frac{\sin^2 \theta_{13}}{s-m_{h_3}^2} \right) \right]^2 \\ & - \left[\frac{2m_e m_\mu}{v_{\text{SM}}^2} \left(\frac{1}{s-m_{h_{SM}}^2} \right) \right]^2 \end{aligned} \quad (30)$$

We compute this contribution to μ -pair production cross-section given by equation (30) and put constraints on the model parameters by accommodating this excess contribution within the 1σ uncertainty (0.1095pb) in the cross-section $\sigma(e^+ e^- \rightarrow \mu^+ \mu^-)$ given by (29). The figure 2 depicts the density maps for $|y_1|$ in the $(m_{h_2} - \theta_{23})$ plane corresponding to various values of m_{A^0} and pseudo scalar mass ratio $R_P = m_{P^0}/m_{A^0} = 0.5, 1, 2$. The value of m_{h_3} is taken to be 400 GeV in these plots. For a given m_{A^0} and m_{P^0} , the value of m_{h_2} has a lower limit determined by (18).

Following observations may be noted from the equation (30):

1. The cross-section is found to be less sensitive to the variation of m_{h_3} since, for $\theta_{13} \approx 20^\circ$, the term proportional to $(m_e m_\mu)/v_{\text{SM}}^2$ is negligibly tiny. This enables the LEP data to tightly constrain the magnitude of the $|y_1|$ and $|\theta_{23}|$ for the varying scalar and pseudo-scalar masses upto a TeV scale.

2. The permitted range of $|y_1|$ is primarily governed by the choice of θ_{23} and the pseudoscalar mass ratio $R_P = m_{P^0}/m_{A^0}$. With the exception of $R_P = 1$, we note that the allowed values of $|y_1|$ are not very sensitive to m_{h_2} . This is because, the matrix element squared $\left| \mathcal{M}_{\mu^+\mu^-}^{\text{NP}} \right|^2$ in equation (30) becomes independent of θ_{23} for $m_{A^0} = m_{P^0}$, and hence the allowed values of $|y_1|$ are dictated by values of m_{h_2} and m_{A^0} . This is evident from the $|y_1|$ color density map given in figure 2b.

3. The color density maps in Figures 2a and 2c show the concave and convex profiles of $|y_1|$ w.r.t. θ_{23} for $R_P < 1$ and $R_P > 1$, respectively, due to the presence of $\cos^2(\theta_{23})$ and $\sin^2(\theta_{23})$ with the respective propagators for pseudoscalars A^0 and P^0 . The convexity/concavity profile is more pronounced for lower scalar and pseudoscalar masses.

Working with the constrained parameter space, ob-

tained in this section, we now proceed to look for viable

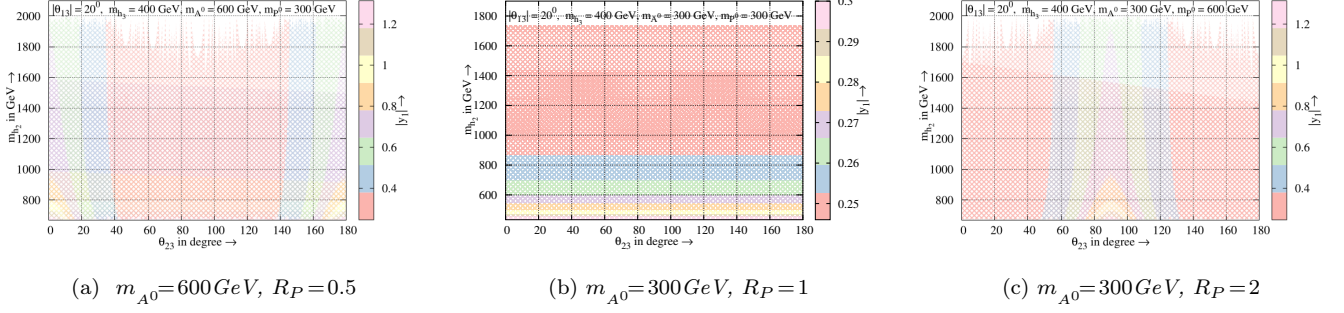


FIG. 2: Yukawa coupling $|y_1|$ color density maps for a given $\theta_{13} = 20^\circ$ and $m_{h_3} = 400 \text{ GeV}$ in the $(m_{h_2} - \theta_{23})$ plane satisfying the combined analysis of DELPHI and L3 $\sigma(e^+ e^- \rightarrow \mu^+ \mu^-) = 3.072 \pm 0.108 \pm 0.018 \text{ pb}$ at $\sqrt{s} = 200 \text{ GeV}$ [17] corresponding to the three choices of pseudo scalar mass ratios ($R_P = m_{P0}/m_{A0}$) $\equiv 1/2, 1$ and 2 in Figures 2a, 2b and 2c respectively.

explanation for the observed discrepancies in the measurements of the anomalous magnetic dipole moment for muon and the W -boson mass in the next two sections.

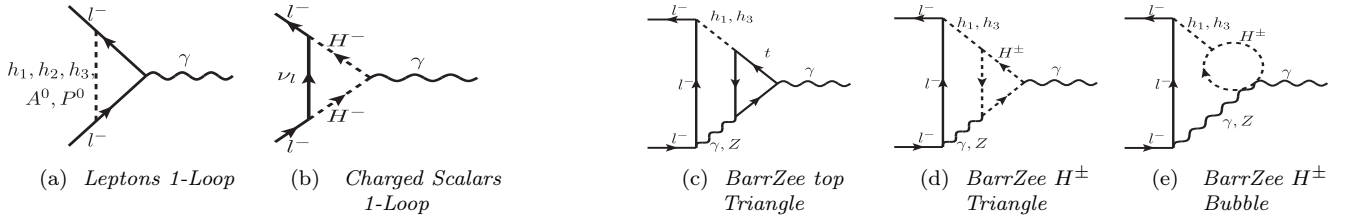


FIG. 3: One-loop and two-loop dominant diagrams contributing to $g - 2$ of charged lepton l .

IV. CALCULATION OF $(g - 2)_\mu$ AND W -BOSON MASS

We explore in this and the following sections how our model can account for the anomalies in the muon anomalous magnetic moment and the W -boson mass. We discuss the formalism for computing both quantities in this section, and the following section provides the multivariate numerical analysis.

A. Muon Anomalous Magnetic Moment

Now, we compute the dominant one- and two-loop contributions to the anomalous magnetic moment of a

charged lepton (l) in our model and then subtract the SM contributions from the same. This difference in the anomalous magnetic moment Δa_l arises due to the exchange of the additional spectrum of charged and neutral scalars and pseudoscalars in the I2HDM at the one- and two-loop level of the perturbative calculations. Based on the Lagrangian given in equations (8c) and (8e), the dominant Feynman diagrams at one and two loops are given in the figure 3. The excess contribution to lepton Δa_l at the one-loop level is given by

$$\delta a_l^{1\text{loop}} = \frac{1}{16\pi^2} \left[2 \frac{m_l^4}{v_{\text{SM}}^2} \left(\frac{\cos^2 \theta_{13}}{m_{h_1}^2} + \frac{\sin^2 \theta_{13}}{m_{h_3}^2} - \frac{1}{m_{h_{\text{SM}}}^2} \right) \mathcal{I}_1 + m_l^2 \left(\frac{\cos^2 \theta_{23}}{m_{A^0}^2} + \frac{\sin^2 \theta_{23}}{m_{P^0}^2} \right) y_1^2 \mathcal{I}_2 + \frac{m_l^2}{m_{h_2}^2} y_1^2 \mathcal{I}_1 + |y_1|^2 \frac{m_l^2}{m_{H^\pm}^2} \mathcal{I}_3 \right] \quad (31a)$$

where the one loop integral functions \mathcal{I}_1 , \mathcal{I}_2 and \mathcal{I}_3 are defined in the appendix B in equations (B1a), (B1b) and (B1c), respectively. We observe that the one-loop amplitudes in Figure 3a are negative and positive, corresponding to mediating pseudoscalars and scalars, respectively, while the contribution from the charged Higgs loop in Figure 3b is negative and competitively much smaller in magnitude. It is to be noted that for $m_{A^0} = m_{P^0}$, the one-loop contribution becomes independent of the mixing angle θ_{23} .

$$\begin{aligned} \delta a_l^2 \text{ loop} = & \frac{\alpha_{\text{em}}}{4 \pi^3} \left[\frac{m_l}{v_{\text{SM}}} \frac{m_t}{v_{\text{SM}}} \left\{ \sin^2 \theta_{13} f \left(\frac{m_t^2}{m_{h_3}^2} \right) - \cos^2 \theta_{13} f \left(\frac{m_t^2}{m_{h_1}^2} \right) + f \left(\frac{m_t^2}{m_{h_{\text{SM}}}^2} \right) \right\} \right. \\ & \left. - \frac{m_l^2}{4} \frac{m_l}{v_{\text{SM}}^2} \left\{ \frac{\cos \theta_{13}}{m_{h_1}^2} g_{h_1 H^+ H^-} \tilde{f} \left(\frac{m_{H^\pm}^2}{m_{h_1}^2} \right) - \frac{\sin \theta_{13}}{m_{h_3}^2} g_{h_3 H^+ H^-} \tilde{f} \left(\frac{m_{H^\pm}^2}{m_{h_3}^2} \right) \right\} \right] \end{aligned} \quad (31b)$$

where the two loop integral functions f and \tilde{f} are given by the equations (B2a) and (B2b) respectively in appendix B.

The two-loop contributions of the charged Higgs in figure 3d and 3e are comparatively small and negative. The dominant Barr-Zee contributions are found to depend on the mixing angle θ_{13} , scalar masses m_{h_1} , m_{h_3} and the Yukawa coupling $|y_1|$.

On analysing the combined contribution from the one- and two-loop diagrams for the constrained parameter space obtained in the preceding section, we find that, depending on the mass range of the scalars and pseudoscalars, both the one- and two-loop Barr-Zee contributions can be significant. In fact, by demanding the total anomalous magnetic dipole moment, to agree within one sigma of the measured value as stated in equation (7), we can further limit the parameter space.

B. W Mass Anomaly

In this subsection, we compute the W -boson mass in our extended inert two Higgs doublet models. The mass of the W -boson can be predicted from muon decay in terms of three precisely measured quantities, namely, the Fermi constant, G_μ , the fine structure constant, α_{em} , and the mass of the Z -boson, m_Z via

$$m_w^2 \left(1 - \frac{m_w^2}{m_Z^2} \right) = \frac{\pi \alpha_{\text{em}}}{\sqrt{2} G_\mu (1 - \Delta r)} \quad (32)$$

where Δr represents the quantum corrections to the relation and is a function of the scalar and pseudoscalar masses and the gauge couplings. This relationship is usually employed for predicting the W -boson mass m_w by an iterative procedure since Δr is itself a function of

The contributions of two loop diagrams, some of which may dominate inspite of an additional loop suppression factor play a crucial role in the estimation of anomalous MDM. It is shown in the literature that the dominant two-loop Barr-Zee diagrams mediated by neutral scalars and pseudoscalars can become relevant for certain mass scales so that their contribution to the muon anomalous MDM are of the same order to that of one loop diagrams [18]. The additional contributions to the lepton Δa_l at two-loop level is given by

m_w . The SM contribution to Δr at the full two-loop level, augmented by all the known three-loop contributions and the four-loop strong corrections, has been computed [19]. The discrepancy between the measured and the SM value may be resolved via quantum corrections that modify Δr . Defining $(\Delta r)' = \Delta r|_{\text{NP}} - \Delta r|_{\text{SM}}$ and using measured values of G_μ , α_{em} and m_Z as input to the $SU(2) \times U(1)$ gauge theory, the relation

$$m_w^2 = (m_w^{\text{SM}})^2 \left(1 + \frac{s_w^2}{c_w^2 - s_w^2} (\Delta r)' \right) \quad (33)$$

gives the prediction of W -boson mass [20]. Here $s_w = \sin \theta_w$ and $c_w = \cos \theta_w$, θ_w being the weak angle and $(\Delta r)'$ represents the measure of deviations of the quantum corrections in a new physics model from those in SM. It is possible to parameterize $(\Delta r)'$ in terms of the oblique parameters S , T and U as

$$\Delta r' = \frac{\alpha}{s_w^2} \left(-\frac{1}{2} \Delta S + c_w^2 \Delta T + \frac{c_w^2 - s_w^2}{4s_w^2} \Delta U \right). \quad (34)$$

where ΔS , ΔT , and ΔU are the deviations from their corresponding SM values in the estimation of the oblique parameters in any new physics models [21]. These deviations are caused by additional radiative corrections resulting from the additional scalars and pseudoscalars in the computation of self energy amplitudes of the SM gauge bosons. The electroweak precision measurements estimate the deviations in the precision observables as [4]

$$\Delta S = -0.02 \pm 0.10, \quad \Delta T = 0.03 \pm 0.12, \quad \Delta U = 0.01 \pm 0.11 \quad (35)$$

Defining $\Delta m_w = m_w - m_w^{\text{SM}}$ and approximating $\Delta m_w^2 \simeq 2 m_w^{\text{SM}} \Delta m_w$, the discrepancy between the SM

prediction and experimental value of W mass can be computed using the relation

$$\Delta m_W = \frac{\alpha m_W^{\text{SM}}}{2(c_w^2 - s_w^2)} \left(-\frac{1}{2} \Delta S + c_w^2 \Delta T + \frac{c_w^2 - s_w^2}{4s_w^2} \Delta U \right). \quad (36)$$

Since, the contribution from ΔU is small, henceforth we consider only the corrections from ΔS and ΔT to Δm_W .

We compute the deviations ΔS and ΔT in our model at one loop level coming from scalars and pseudo scalars h_i, P^0, A^0 . The explicit expressions for the same are given in the appendix C. The equation (36) can then be solved iteratively to determine the prediction of m_W in our model.

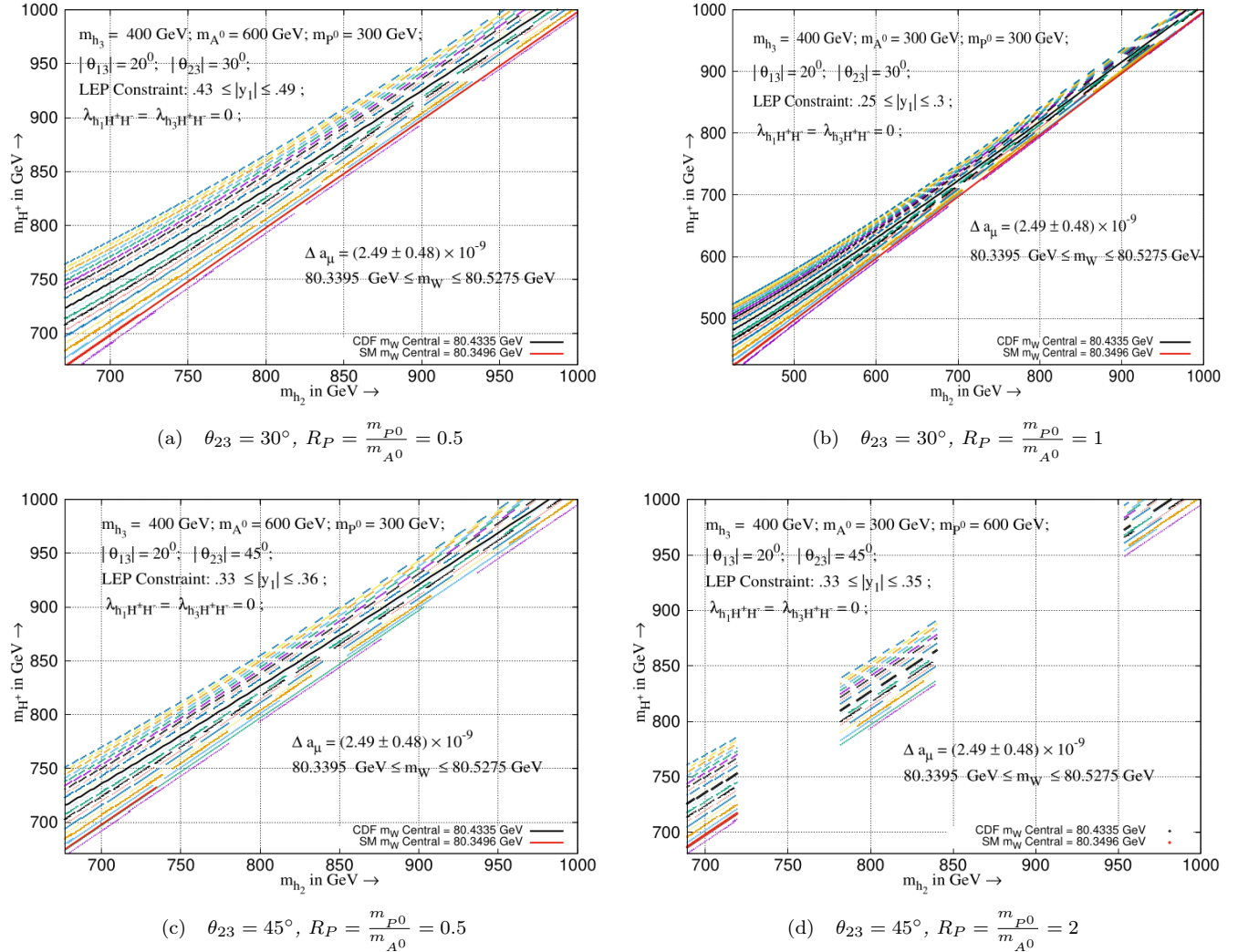


FIG. 4: This figure exhibits the allowed parameter space in the $(m_{h_2} - m_{H^\pm})$ plane for various combinations of θ_{23} and R_P . In each panel, the loci of points in a given color depict a contour satisfying simultaneously (a) LEP and partial Higgs decay width constraints from LHC, (b) a specific value of $m_W = m_W^{\text{CDF}} + n\sigma^{\text{CDF}}$, with $n \in [-10, 10]$, and (c) muon anomalous magnetic moment in the range $[2.01 : 2.97] \times 10^{-9}$ (1σ band of Δa_μ). The lowest (uppermost) contour corresponds to $n = -10$ ($n = 10$). The loci of red and black points correspond to the central values of m_W^{SM} and m_W^{CDF} , respectively.

V. THE TWIN ANOMALY

In this section we demonstrate the simultaneous explanation of the twin anomalies while satisfying all the

constraints discussed so far. Our numerical analysis al-

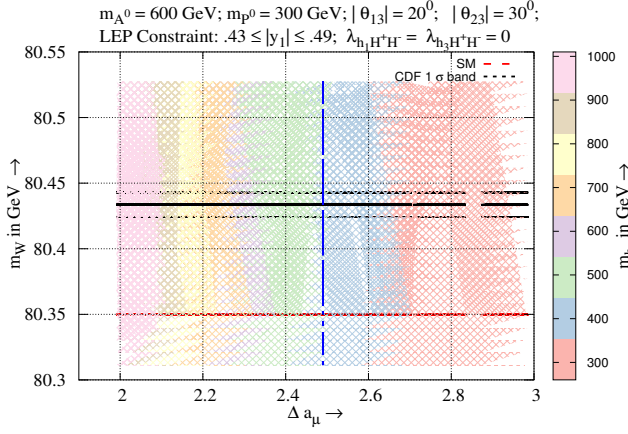
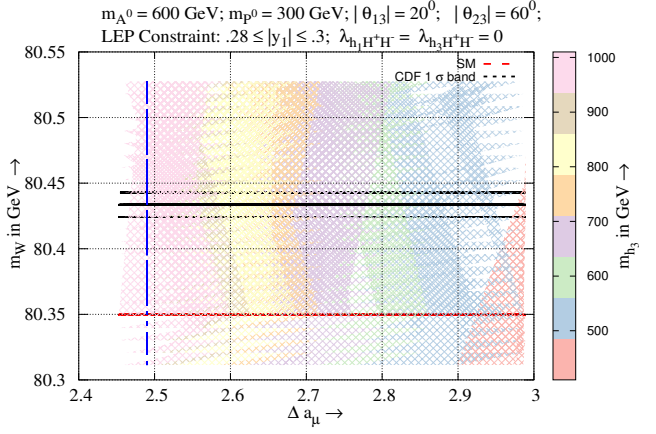
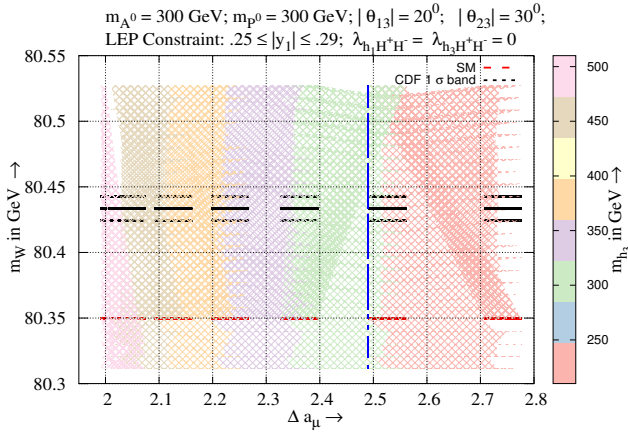
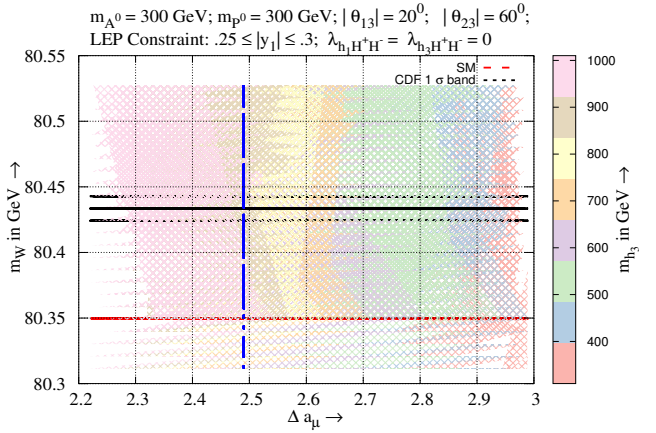
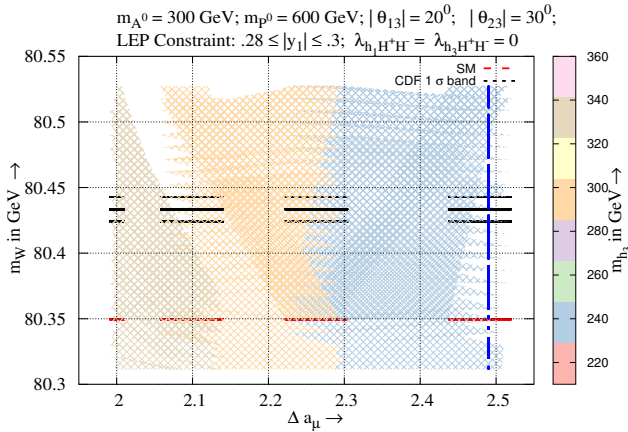
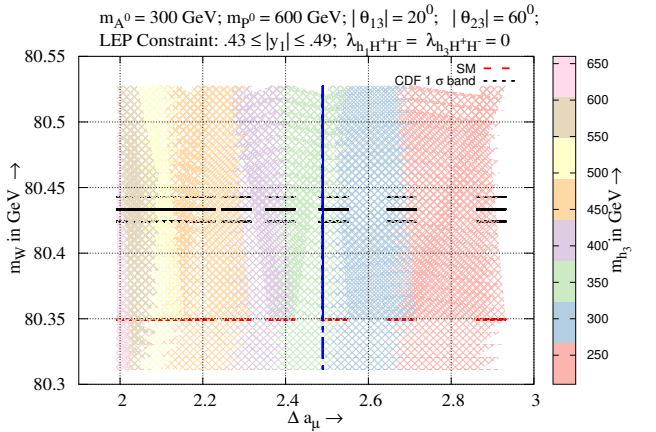
(a) $\theta_{23} = 30^\circ$, $R_P = 0.5$, $m_{A^0} = 600 \text{ GeV}$ (b) $\theta_{23} = 60^\circ$, $R_P = 0.5$, $m_{A^0} = 600 \text{ GeV}$ (c) $\theta_{23} = 30^\circ$, $R_P = 1$, $m_{A^0} = 300 \text{ GeV}$ (d) $\theta_{23} = 60^\circ$, $R_P = 1$, $m_{A^0} = 300 \text{ GeV}$ (e) $\theta_{23} = 30^\circ$, $R_P = 2$, $m_{A^0} = 300 \text{ GeV}$ (f) $\theta_{23} = 60^\circ$, $R_P = 2$, $m_{A^0} = 300 \text{ GeV}$

FIG. 5: Model prediction for twin anomalies through the m_{h_3} color density maps in the $(\Delta a_\mu - m_W)$ plane corresponding to $\theta_{23} \equiv 30^\circ$ and 60° and three choices of $R_P \equiv 0.5, 1$ and 2 . The density plot satisfy LEP limits and partial Higgs decay width constraint from LHC. The black horizontal dashed lines correspond to $m_W^{\text{CDF}} 1\sigma$ band given by (1) while the red horizontal dashed line corresponds to m_W^{SM} predicted value (3). The vertical blue line corresponds to the central value of Δa_μ given by (7). The values of Δa_μ are shown only in the 1σ band, i.e. in the range $[2.01 : 2.97] \times 10^9$.

gorithm is designed as follows:

- Based on the LHC constraint on the partial decay

width of Higgs to $W W^*$ and identifying the lightest scalar in the spectrum to be $m_{h_1} = 125$ GeV, we fix the CP-even mixing angle $|\theta_{13}| = 20^\circ$.

- As discussed in section III, we divide the parameter space into three regions of pseudoscalar mass ratios: $R_P = m_{P^0}/m_{A^0} \equiv 0.5, 1, \text{ and } 2$. Each such region is further investigated for three choices of CP-Odd mixing angle $\theta_{23} \equiv 30^\circ, 45^\circ, \text{ and } 60^\circ$.
- In general all scalar and pseudoscalar masses are varied between 200 GeV and 1 TeV. However, in accordance with equations (11a) and (11a), m_{h_2} and m_{H^\pm} are varied in range $\sqrt{m_{A^0}^2 + m_{P^0}^2} < m_{h_2}, m_{H^\pm} \leq 1$ TeV. For the purpose of demonstration and paucity of space, we choose specific mass combinations for (m_{A^0}, m_{P^0}) : (600, 300) GeV, (300, 300) GeV, and (300, 600) GeV corresponding to $R_P = m_{P^0}/m_{A^0} \equiv 0.5, 1, \text{ and } 2$ respectively.
- The magnitude of the Yukawa coupling is kept below the perturbative limit, $|y_1| \leq \sqrt{4\pi}$. To further simplify our computation, we have considered vanishing triple scalar coupling $\lambda_{h_i H^+ H^-}$.
- Next, we scan the constrained parameter hyperspace to search for simultaneous solution for W mass lying in the range $[80.3395 : 80.5275]$ and the anomalous magnetic moment of muon lying within one sigma band $\Delta a_\mu \in [2.01 : 2.97] \times 10^{-9}$ [7] given in equation (7). The specified range of m_W is chosen in order to include m_W^{CDF} [3], m_W^{PDG} [4] and m_W^{SM} [6].

Following the analysis, figure 4 illustrates this allowed parameter space on the $(m_{h_2} - m_{H^\pm})$ plane for various combinations of θ_{23} and R_P that satisfy the one sigma permissible range for Δa_μ . The lower limits of m_{h_2} and m_{H^\pm} in these plots are set by the constraint (18). The contour satisfying a specific value of $m_W = m_W^{\text{CDF}} + n\sigma^{\text{CDF}}$, with $n \in [10, 10]$, is represented by the loci of points in a given color. The lowest (uppermost) contour corresponds to $n = -10$ ($n = 10$). The loci of red and black points correspond to the central values of m_W^{SM} and m_W^{CDF} respectively. The choice of $|y_1|$ for a given set of scalar and pseudoscalar masses are essentially dictated by the LEP constraint and hence varies within a narrow range as mentioned in the legend. We make some important observations on the contour plots based on the model analysis

- Since the Yukawa coupling of leptons with A^0 and P^0 is proportional to $\cos\theta_{23}$ and $\sin\theta_{23}$ respectively, the behaviour of the contour plots for $\theta_{23} = 30^\circ$ and $R_P = 0.5$ is very similar to the case with $\theta_{23} = 60^\circ$ and $R_P = 2$. Hence we show plot for only one of them in the figure 4a.

On the similar note, for cases where the mass ratio R_P is unity, the LEP constraints and the value of

Δa_μ become independent of the mixing angle θ_{23} , and hence, similar patterns are obtained in the contour plots for all θ_{23} . We have therefore depicted only one of them for $\theta_{23} = 30^\circ$ in the figure 4b.

- No viable solution for m_W in the required range is found for $R_P = 2(0.5)$, at fixed $m_{h_3} = 400$ GeV keeping all other parameters constant, for $\theta_{23} = 30^\circ(60^\circ)$. However, given a lower (or higher) value of m_{h_3} , the solution does exist. This is also evident from the m_{h_3} color density plot in figures 5b(5e).
- The long discontinuities of loci of points in the contour plots of figure 4 indicate the noncompliance of the model parameters to satisfy both the anomalies simultaneously in the required range.

Finally, we exhibit the sensitivity of model parameter space through the m_{h_3} color density maps in the $(\Delta a_\mu - m_W)$ plane in figure 5 for different combinations of R_P and θ_{23} . The black horizontal lines corresponds to 1σ band of m_W^{CDF} given by (1) while the red horizontal line corresponds to the central m_W^{SM} value (3). Similarly, the vertical blue line corresponds to the central value of Δa_μ given by (7). A couple of observations from the figure 5 are given below:

- For a given R_P , lower values of m_{h_3} are favored for lower values of mixing angle θ_{23} . Similarly, for a given value of θ_{23} , lower values of m_{h_3} are favored for higher R_P .
- For $\theta_{23} = 30^\circ$ and $R_P = 2, m_{A^0} = 300$ GeV, the common parameter space allowed by m_W value favors Δa_μ in the lower half of 1σ band while for $\theta_{23} = 60^\circ$ and $R_P = 0.5, m_{A^0} = 600$ GeV, the parameter space allowed by m_W value favors Δa_μ in the upper half of 1σ band. This can be inferred from figures 5b and 5e.

Thus, we see that a fairly large parameter space is available that solves not only the anomaly of Δa_μ but also accommodates the CDF value of W -boson mass. Furthermore, the model predicts the SM value of m_W for some parameter space that accommodates the Δa_μ observed value.

VI. SUMMARY

In this article, we have considered a minimal extension of the inert 2HDM with the inclusion of a Z_2 odd $SU(2)$ complex scalar singlet to explain the deviations of the recent measurements of the muon anomalous magnetic moment and the W -boson mass from their SM predictions. Implementing the stability and minimization conditions on the scalar potential, we have parameterized the model in terms of three neutral CP-even and two CP-odd scalar masses, one charged Higgs mass, one mixing angle each

for the CP-even and CP-odd pair of scalars, Yukawa coupling and scalar triple couplings of charged scalar.

We identify the lightest scalar h_1 of the spectrum of this extended model with SM-like Higgs ($m_{h_1} = 125$ GeV) observed at LHC. The model is then constrained by the recent measurements of the partial decay widths of Higgs to gauge bosons at the LHC that fix the CP-even mixing angle $\theta_{13} \approx 20^\circ$. The average experimental values of signal strengths $\mu_{\gamma\gamma} = 1.10 \pm 0.07$ and $\mu_{WW^*} = 1.00 \pm 0.08$ [4] provide the allowed range for neutral scalar triple coupling $\lambda_{h_1 H^+ H^-}$ with the charged Higgs. We restrict the parameter space by choosing the triple scalar couplings: $\lambda_{h_1 H^+ H^-} = \lambda_{h_3 H^+ H^-} = 0..$ Further, the existing LEP data for $\sigma(e^+ e^- \rightarrow \mu^+ \mu^-) = 3.072 \pm 0.108 \pm 0.018$ pb [17] is used to constrain the relation between the Yukawa couplings and the masses of the scalar and pseudoscalars as stated in equation (30).

We then compute the contribution of the model to the anomalous magnetic moment of the charged lepton, Δa_μ , at the one loop level arising from the Feynman diagrams due to the exchange of the neutral scalar, pseudoscalar, and charged scalars as given in (31a). The contribution of the dominant Bar-Zee diagrams at the two-loop level presented in equation (31b) is also included in the computation of Δa_μ .

Next, we calculate the contribution to the precision observables ΔS and ΔT at the one loop level from the scalars and pseudoscalars in the extended I2HDM as given in the appendix C. This deviation of the precision variables from the SM prediction is fed into the nonlinear relation for the W -boson mass in equation (36). This nonlinear equation is then solved iteratively by varying the parameters of the model to compute the contribution to W -boson mass in the model.

The constrained model is systematically scanned and analysed to accommodate both experimental observations simultaneously. For simplicity and brevity, the analysis is reported for three pseudoscalar mass combinations $(m_{A^0}, m_{P^0}) \equiv (300, 300)$ GeV, $(300, 600)$ GeV, and $(600, 300)$ GeV and three choices of the pseudoscalar mixing angle $\theta_{23} \equiv 30^\circ, 45^\circ$, and 60° . The m_{h_2}, m_{h_3} ,

and m_{H^\pm} are varied up to 1 TeV, while the lower limits for m_{h_2} and m_{H^\pm} are fixed by the equations (11a) and (11b), respectively. Maintaining the unitarity of Yukawa couplings, the coupling $|y_1|$ is varied in range $|y_1| < \sqrt{4\pi}$. The allowed values of $|y_1|$ are fixed from the LEP data and the one sigma range for $\Delta a_\mu = (249 \pm 48) \times 10^{-11}$ [7].

Our analysis can be summarised from the four panels in figure 4, where each panel consists of 22 contour plots in the $(m_{h_2} - m_{H^\pm})$ plane for various combinations of θ_{23} and ratio $R_P = m_{P^0}/m_{A^0}$. The contours correspond to 10σ band for m_w^{CDF} ($m_w^{\text{CDF}} - 10\sigma^{\text{CDF}} < m_w < m_w^{\text{CDF}} + 10\sigma^{\text{CDF}}$) [3] (in order to include m_w^{SM}) and simultaneously satisfy the one sigma permissible range for Δa_μ at fixed $m_{h_3} = 400$ GeV. The observations are further reinforced by depicting the allowed common parameter space in the color density plots for m_{h_3} in the $(\Delta a_\mu - m_w)$ plane in figure 5 for different combinations of R_P and θ_{23} .

Thus, the LEP and LHC data-constrained parameter hyperspaces of the said model accommodate recent observations of both Δa_μ and m_w^{CDF} within the required experimental uncertainty bands. We also show that a different parameter space accommodating Δa_μ also predicts the SM value of W mass. Although we have worked with a restricted parameter space, the simultaneous solution space of the parameters is, however, fairly large and also spans over other choices of the mass combinations for pseudoscalars with the mixing angle $20^\circ \leq |\theta_{23}| \leq 80^\circ$. The choice of non-zero triple scalar couplings further enhances the allowed parameter space.

ACKNOWLEDGMENTS

We acknowledge the partial financial support from SERB grant CRG/2018/004889. MD would like to thank Inter University Center for Astronomy and Astrophysics (IUCAA), Pune for hospitality while part of this work was completed.

Appendix A: Definition of Loop Form Factors

The loop amplitudes used in equations (25a) and (25b) are expressed in terms of dimensionless parameter τ , which is essentially function of the ratios of mass squared of physical scalars, pseudo-scalars, gauge bosons and fermions.

$$\mathcal{M}_0^{\gamma\gamma}(\tau) = -\tau[1 - \tau f(\tau)] \quad (\text{A1a})$$

$$\mathcal{M}_{1/2}^{\gamma\gamma}(\tau) = 2\tau[1 + (1 - \tau)f(\tau)], \quad (\text{A1b})$$

$$\mathcal{M}_1^{\gamma\gamma}(\tau) = -[2 + 3\tau + 3\tau(2 - \tau)f(\tau)] \quad (\text{A1c})$$

where

$$f(\tau) = \begin{cases} \arcsin^2\left(\frac{1}{\sqrt{\tau}}\right) & \text{for } \tau \geq 1, \\ -\frac{1}{4}\left[\log\left(\frac{1+\sqrt{1-\tau}}{1-\sqrt{1-\tau}}\right) - i\pi\right]^2 & \text{for } \tau < 1. \end{cases} \quad (\text{A2})$$

Appendix B: One loop and two loop functions for MDM

The integrals required to compute the one loop contribution to the muon magnetic moment of leptons (31a) are given by

$$\mathcal{I}_1(r^2) = \int_0^1 dx \frac{(1+x)(1-x)^2}{(1-x)^2 r^2 + x} \quad (\text{B1a})$$

$$\mathcal{I}_2(r^2) = \int_0^1 dx \frac{-(1-x)^3}{(1-x)^2 r^2 + x}, \quad (\text{B1b})$$

$$\mathcal{I}_3(r^2) = \int_0^1 dx \frac{-x(1-x)}{1 - (1-x)r^2} \quad (\text{B1c})$$

with $r = \frac{m_l}{m_{s_i}}$, and $s_i = h_1, h_2, h_3, A^0, P^0$.

The integrals contributing to the muon magnetic moment of leptons at two loop level given in equation (31b) are defined as

$$f(r^2) = \frac{r^2}{2} \int_0^1 dx \frac{1 - 2x(1-x)}{x(1-x) - r^2} \ln \left[\frac{x(1-x)}{r^2} \right] \quad (\text{B2a})$$

$$\tilde{f}(r^2) = \int_0^1 dx \frac{x(1-x)}{r^2 - x(1-x)} \ln \left[\frac{x(1-x)}{r^2} \right] \quad (\text{B2b})$$

Appendix C: The Oblique Parameters

The precision observables derived from the radiative corrections of the gauge Boson propagator are essentially the two point vacuum polarization tensor functions of $\Pi_{ij}^{\mu\nu}(q^2)$, q^2 is the four-momentum of the vector boson ($V = W, Z$ or γ). Following the prescription of the reference [22] the vacuum polarization tensor functions corresponding to pair of gauge Bosons V_i, V_j can be written as

$$i\Pi_{ij}^{\mu\nu}(q) = iq^{\mu\nu} A_{ij}(q^2) + iq^\mu q^\nu B_{ij}(q^2) \quad ; \quad A_{ij}(q^2) = A_{ij}(0) + q^2 F_{ij}(q^2) \quad (\text{C1a})$$

The oblique parameters are defined as:

$$S \equiv \frac{1}{g^2} (16\pi \cos^2 \theta_W) \left[F_{ZZ}(m_Z^2) - F_{\gamma\gamma}(m_Z^2) + \left(\frac{2 \sin^2 \theta_W - 1}{\sin \theta_W \cos \theta_W} \right) F_{Z\gamma}(m_Z^2) \right] \quad (\text{C2a})$$

$$T \equiv \frac{1}{\alpha_{em}} \left[\frac{A_{WW}(0)}{m_W^2} - \frac{A_{ZZ}(0)}{m_Z^2} \right] \quad (\text{C2b})$$

$$U \equiv \frac{1}{g^2} (16\pi) \left[F_{WW}(m_W^2) - F_{\gamma\gamma}(m_W^2) - \frac{\cos \theta_W}{\sin \theta_W} F_{Z\gamma}(m_W^2) \right] - S. \quad (\text{C2c})$$

α_{em} being the fine structure constant. It is worthwhile to mention that although $A_{ij}(0)$ and F_{ij} are divergent by themselves but the total divergence associated with each precision parameter in equations (C2a), (C2b) and (C2c) vanish on taking into account a gauge invariant set of one loop diagrams contributing for a given pair of gauge Bosons. The additional contribution to the oblique parameters (apart from SM) in our model can be computed to give

$$\begin{aligned} \Delta S = & \frac{G_F \alpha_{em}^{-1}}{2\sqrt{2}\pi^2} \sin^2(2\theta_W) \left[\sin^2 \theta_{13} \left\{ m_Z^2 \left(\mathcal{B}_0(m_Z^2; m_Z^2, m_{h_1}^2) - \mathcal{B}_0(m_Z^2; m_Z^2, m_{h_3}^2) \right) + \mathcal{B}_{22}(m_Z^2; m_Z^2, m_{h_3}^2) \right. \right. \\ & \left. \left. - \mathcal{B}_{22}(m_Z^2; m_Z^2, m_{h_1}^2) \right\} + \cos^2 \theta_{23} \mathcal{B}_{22}(m_Z^2; m_{h_2}^2, m_{A^0}^2) + \sin^2 \theta_{23} \mathcal{B}_{22}(m_Z^2; m_{h_2}^2, m_{P^0}^2) - \mathcal{B}_{22}(m_Z^2; m_{H^\pm}^2, m_{H^\pm}^2) \right] \end{aligned} \quad (\text{C3a})$$

where

$$\mathcal{B}_{22}(q^2; m_1^2, m_2^2) = B_{22}(q^2; m_1^2, m_2^2) - B_{22}(0; m_1^2, m_2^2) \quad (\text{C3b})$$

$$\mathcal{B}_0(q^2; m_1^2, m_2^2) = B_0(q^2; m_1^2, m_2^2) - B_0(0; m_1^2, m_2^2) \quad (\text{C3c})$$

$$\begin{aligned}
\Delta T = & \frac{G_F \alpha_{em}^{-1}}{2\sqrt{2}\pi^2} \left[\sin^2 \theta_{13} \left\{ m_W^2 \left(B_0(0; m_W^2, m_{h_1}^2) - B_0(0; m_W^2, m_{h_3}^2) \right) - m_Z^2 \left(B_0(0; m_Z^2, m_{h_1}^2) - B_0(0; m_Z^2, m_{h_3}^2) \right) \right. \right. \\
& + B_{22}(0; m_W^2, m_{h_3}^2) - B_{22}(0; m_W^2, m_{h_1}^2) + B_{22}(0; m_Z^2, m_{h_1}^2) - B_{22}(0; m_Z^2, m_{h_3}^2) \left. \left. \right\} \right. \\
& - \frac{1}{2} A_0(m_{H^\pm}^2) + B_{22}(0; m_{H^\pm}^2, m_{h_2}^2) + \cos^2 \theta_{23} \left(B_{22}(0; m_{H^\pm}^2, m_{A^0}^2) - B_{22}(0; m_{h_2}^2, m_{A^0}^2) \right) \\
& \left. + \sin^2 \theta_{23} \left(B_{22}(0; m_{H^\pm}^2, m_{P^0}^2) - B_{22}(0; m_{h_2}^2, m_{P^0}^2) \right) \right] \quad (C4)
\end{aligned}$$

The Veltman Passarino Loop Integrals A_0 , B_0 , B_{22} in the above expressions are defined as

$$A_0(m^2) = m^2 (\Delta + 1 - \ln m^2), \quad (C5a)$$

$$B_0(q^2; m_1^2, m_2^2) = \Delta - \int_0^1 dx \ln(X - i\epsilon) \quad (C5b)$$

$$B_{22}(q^2; m_1^2, m_2^2) = \frac{1}{4}(\Delta + 1) \left[m_1^2 + m_2^2 - \frac{1}{3}q^2 \right] - \frac{1}{2} \int_0^1 dx X \ln(X - i\epsilon) \quad (C5c)$$

where $X \equiv m_1^2 x + m_2^2(1-x) - q^2 x(1-x)$ and $\Delta \equiv \frac{2}{4-d} + \ln(4\pi) + \gamma_E$ in d space-time dimensions. For the Feynman rules and Feynman diagrams involved in the computation of vacuum polarisation functions for ΔS and ΔT , one is referred to the reference [13].

-
- [1] A. Crivellin and B. Mellado 10.1038/s42254-024-00703-6 (2023), arXiv:2309.03870 [hep-ph].
- [2] A. V. Kotwal, Nature Rev. Phys. **6**, 180 (2024).
- [3] T. Aaltonen *et al.* (CDF), Science **376**, 170 (2022).
- [4] R. L. Workman *et al.* (Particle Data Group), PTEP **2022**, 083C01 (2022).
- [5] G. Aad *et al.* (ATLAS), (2024), arXiv:2403.15085 [hep-ex].
- [6] J. de Blas, M. Pierini, L. Reina, and L. Silvestrini, Phys. Rev. Lett. **129**, 271801 (2022), arXiv:2204.04204 [hep-ph].
- [7] D. P. Aguillard *et al.* (Muon g-2), Phys. Rev. Lett. **131**, 161802 (2023), arXiv:2308.06230 [hep-ex].
- [8] T. A. et al., Physics Reports **887**, 1 (2020), the anomalous magnetic moment of the muon in the Standard Model.
- [9] A. Keshavarzi, D. Nomura, and T. Teubner, Phys. Rev. D **101**, 014029 (2020), arXiv:1911.00367 [hep-ph].
- [10] F. V. Ignatov *et al.* (CMD-3), (2023), arXiv:2302.08834 [hep-ex].
- [11] T. Blum *et al.* (RBC, UKQCD), Phys. Rev. D **108**, 054507 (2023), arXiv:2301.08696 [hep-lat].
- [12] A. Cici and H. Dag, (2024), arXiv:2403.10888 [hep-ph]; S.-h. Zhu, AAPP Bull. **33**, 18 (2023), arXiv:2309.08633 [hep-ph]; H. Davoudiasl, K. Enomoto, H.-S. Lee, J. Lee, and W. J. Marciano, Phys. Rev. D **108**, 10.1103/PhysRevD.108.115018, arXiv:2309.04060 [hep-ph]; W. Abdallah, M. Ashry, J. Kawamura, and A. Moursy, *ibid.* **109**, 015031 (2024), arXiv:2308.05691 [hep-ph]; M. Ahmadvand and F. Hajkarim, Eur. Phys. J. C **83**, 1021 (2023), arXiv:2302.09610 [hep-ph]; N. Chakrabarty, I. Chakraborty, D. K. Ghosh, and G. Saha, Eur. Phys. J. C **83**, 870 (2023), arXiv:2212.14458 [hep-ph]; W. Abdallah, R. Gandhi, and S. Roy, Phys. Lett. B **840**, 137841 (2023), arXiv:2208.02264 [hep-ph]; S.-S. Kim, H. M. Lee, A. G. Menkara, and K. Yamashita, SciPost Phys. Proc. **12**, 045 (2023), arXiv:2208.12430 [hep-ph]; M.-D. Zheng, F.-Z. Chen, and H.-H. Zhang, Eur. Phys. J. C **82**, 895 (2022), arXiv:2207.07636 [hep-ph]; N. Chakrabarty, *ibid.* **108**, 075024 (2023), arXiv:2206.11771 [hep-ph]; J. Kawamura and S. Raby, *ibid.* **106**, 035009 (2022), arXiv:2205.10480 [hep-ph]; T. A. Chowdhury and S. Saad, *ibid.* **106**, 055017 (2022), arXiv:2205.03917 [hep-ph]; S.-P. He, Chin. Phys. C **47**, 043102 (2023), arXiv:2205.02088 [hep-ph]; J. Kim, Phys. Lett. B **832**, 137220 (2022), arXiv:2205.01437 [hep-ph]; F. J. Botella, F. Cornet-Gomez, C. Miró, and M. Nebot, Eur. Phys. J. C **82**, 915 (2022), arXiv:2205.01115 [hep-ph]; A. Bhaskar, A. A. Madathil, T. Mandal, and S. Mitra, *ibid.* **106**, 115009 (2022), arXiv:2204.09031 [hep-ph]; G. Arcadi and A. Djouadi, *ibid.* **106**, 095008 (2022), arXiv:2204.08406 [hep-ph]; J. Kawamura, S. Okawa, and Y. Omura, *ibid.* **106**, 015005 (2022), arXiv:2204.07022 [hep-ph]; Q. Zhou, X.-F. Han, and L. Wang, Eur. Phys. J. C **82**, 1135 (2022), arXiv:2204.13027 [hep-ph]; P. Athron, A. Fowlie, C.-T. Lu, L. Wu, Y. Wu, and B. Zhu, Nature Commun. **14**, 659 (2023), arXiv:2204.03996 [hep-ph]; K. S. Babu, S. Jana, and V. P. K., Phys. Rev. Lett. **129**, 121803 (2022), arXiv:2204.05303 [hep-ph]; E. Bagnaschi, M. Chakraborti, S. Heinemeyer, I. Saha, and G. Weiglein, Eur. Phys. J. C **82**, 474 (2022), arXiv:2203.15710 [hep-ph].
- [13] H. Bharadwaj, S. Dutta, and A. Goyal, JHEP **11**, 056, arXiv:2109.02586 [hep-ph].

- [14] A. Denner, S. Heinemeyer, I. Puljak, D. Rebutzi, and M. Spira, *Eur. Phys. J. C* **71**, 1753 (2011), arXiv:1107.5909 [hep-ph].
- [15] J. R. Andersen *et al.* (LHC Higgs Cross Section Working Group) 10.5170/CERN-2013-004 (2013), arXiv:1307.1347 [hep-ph].
- [16] C. Bonilla, D. Sokolowska, N. Darvishi, J. L. Diaz-Cruz, and M. Krawczyk, *J. Phys. G* **43**, 065001 (2016), arXiv:1412.8730 [hep-ph].
- [17] S. Schael *et al.* (ALEPH, DELPHI, L3, OPAL, LEP Electroweak), *Phys. Rept.* **532**, 119 (2013), arXiv:1302.3415 [hep-ex].
- [18] E. J. Chun and T. Mondal, *JHEP* **11**, 077, arXiv:2009.08314 [hep-ph].
- [19] G. Degrossi, P. Gambino, and P. P. Giardino, *JHEP* **05**, 154, arXiv:1411.7040 [hep-ph].
- [20] W. Grimus, L. Lavoura, O. M. Ogreid, and P. Osland, *Nucl. Phys. B* **801**, 81 (2008), arXiv:0802.4353 [hep-ph].
- [21] M. E. Peskin and T. Takeuchi, *Phys. Rev. D* **46**, 381 (1992); W. J. Marciano and J. L. Rosner, *Phys. Rev. Lett.* **65**, 2963 (1990), [Erratum: *Phys.Rev.Lett.* 68, 898 (1992)]; D. C. Kennedy and P. Langacker, *Phys. Rev. Lett.* **65**, 2967 (1990), [Erratum: *Phys.Rev.Lett.* 66, 395 (1991)]; *Phys. Rev. D* **44**, 1591 (1991); D. C. Kennedy, *Phys. Lett. B* **268**, 86 (1991); J. R. Ellis, G. L. Fogli, and E. Lisi, *Phys. Lett. B* **285**, 238 (1992).
- [22] H. E. Haber, in *Theoretical Advanced Study Institute (TASI 92): From Black Holes and Strings to Particles* (1993) pp. 589–686, arXiv:hep-ph/9306207.