

Dual-pronged deep learning preprocessing on heterogeneous platforms with CPU, GPU and CSD

Jia Wei, Xingjun Zhang, *Member, IEEE*, Witold Pedrycz, *Fellow, IEEE*, Longxiang Wang, Jie Zhao

Abstract—As accelerator computation speeds increase and the number of single compute node accelerators increases, data reading and preprocessing gradually become a bottleneck for deep learning. Most existing data preprocessing is done at the CPU. Although some studies use techniques such as multiprocessing and double buffering to accelerate CPU preprocessing, CPU computational speed and storage bandwidth still limit the processing speed. Other studies try to use intelligent data storage devices, such as computational storage devices (CSD), to complete data preprocessing instead of CPUs. The current studies use only one device to complete data preprocessing operations, which cannot fully overlap data preprocessing and accelerator computation time. To fully exploit the independence and high bandwidth of the novel CSD, this paper proposes an advanced, highly parallel dual-pronged data preprocessing algorithm (DDLPP) that significantly improves the execution efficiency and computational overlap between heterogeneous devices. DDLPP enables the CPU and CSD to start data preprocessing operations from both ends of the dataset separately. Meanwhile, we propose two adaptive dynamic selection strategies to make DDLPP control the GPU to automatically read data from different sources. We achieve sufficient computational overlap between CSD data preprocessing and CPU preprocessing, GPU computation, and GPU data reading. In addition, DDLPP leverages GPU Direct Storage (GDS) technology to enable efficient SSD-to-GPU data transfer. DDLPP reduces the usage of expensive CPU and DRAM resources, reduces the number of SSD-to-GPU data transfers, and improves the energy efficiency of preprocessing while reducing the overall preprocessing and training time. Extensive experimental results show that DDLPP can improve learning speed by up to 23.5% on ImageNet Dataset while reducing energy consumption by 19.7% and CPU and DRAM usage by 37.6%. DDLPP also improve learning speed by up to 27.6% on Cifar-10 Dataset.

Index Terms—heterogeneous computing, computational storage devices, parallel computing, deep learning, data preprocessing.

This work was supported by the National Natural Science Foundation of China under Grant 62172327. (Corresponding author: Xingjun Zhang.)

Jia Wei, is with the School of Computer Science and Technology, Xi'an Jiaotong University, Xi'an 710049, China, with the Department of Electrical and Computer Engineering, University of Alberta, Edmonton, AB T6G 2G6, Canada (e-mail: weijia4473@stu.xjtu.edu.cn).

Xingjun Zhang, Longxiang Wang are with the School of Computer Science and Technology, Xi'an Jiaotong University, Xi'an 710049, China (e-mail: xjzhang@xjtu.edu.cn; wx419@xjtu.edu.cn).

Witold Pedrycz is with the Department of Electrical and Computer Engineering, University of Alberta, Edmonton, AB T6G 2G6, Canada, with the Department of Electrical and Computer Engineering, King Abdulaziz University, Jeddah 21589, Saudi Arabia, and also with the Systems Research Institute PAS, 01-447 Warsaw, Poland (e-mail: wpedrycz@ualberta.ca).

Jie Zhao is with the College of Computer Science and Electronic Engineering, Hunan University, Changsha, 410082, China (e-mail: jiezhao@hnu.edu.cn)

This paper was produced by the IEEE Publication Technology Group. They are in Piscataway, NJ.

Manuscript received April 19, 2021; revised August 16, 2021.

I. INTRODUCTION

IN recent years, deep neural network (DNN) models, represented by Vision Transformer (ViT) [1] and ResNet [2], have achieved state-of-the-art performance in computer vision, such as image classification [3], object detection [4] and instance segmentation [5]. The success of the models is mainly attributed to the use of large amounts of efficient data for training. On the one hand, in order to accelerate training, new accelerators such as TPUs [6], [7] and GPUs [8]–[10] have emerged. On the other hand, the size of deep learning high-performance clusters used for training is getting larger and larger. The learning process of DNN models is divided into two processes: data preprocessing and training. Data preprocessing involves the CPU reading data from external storage devices (such as NVMe SSDs, SATA SSDs, and HDDs), performing computations, and transferring the preprocessed data to the acceleration device. The training process requires the accelerators to perform forward and backward propagation of the DNN model using the preprocessed data. Therefore, the increase in performance of individual acceleration devices and the growth of high-performance cluster size can only accelerate the training process significantly. Data preprocessing has become a bottleneck for deep learning due to the slow performance improvement of CPUs and storage devices relative to accelerators and cluster size.

In order to improve the efficiency of data preprocessing, some studies have proposed multi-process and double-buffering techniques to accelerate CPU preprocessing [11]. However, these methods are still limited by the processing speed of the CPU itself and the data read/write bandwidth of external storage devices. Other studies proposed using intelligent storage devices [12], such as computational storage devices (CSD) [13], [14], to replace the CPU for data preprocessing. Nevertheless, these early solutions only provide simple data manipulation for early machine-learning models and datasets. More importantly, all current optimization studies on data preprocessing only consider using a single device (CSD or CPU) to complete data preprocessing operations and fail to overlap data preprocessing with training time effectively.

We are the first to propose an advanced dual-pronged data preprocessing algorithm (DDLPP) that simultaneously uses CPU and CSD to perform data preprocessing operations. We fully exploit the high read/write bandwidth and independence of the CSD by enabling the CSD and CPU to start data preprocessing from both ends of the dataset at the same time, and at the same time, significantly increase the overlap ratio of preprocessing, CPU preprocessing, and accelerator training.

We propose and construct two new original architectures for DDLP, Moving Towards Each Other (MTE) and Weighted Round Robin (WRR). DDLP can dynamically select data preprocessed from the CPU or CSD for subsequent training in real-time according to the type of policy, which significantly improves the learning efficiency of deep neural networks in heterogeneous environments, and increases the computational overlap ratio between multiple devices. In addition, DDLP also enables direct data transfer between SSDs and GPUs, which further reduces the consumption of expensive CPU and DRAM resources while improving the transfer efficiency between GPUs and SSDs. Finally, we also evaluate the overall training energy consumption after applying DDLP. To validate the effectiveness and stability of DDLP, we experimentally demonstrate the widespread and generalized multiple data preprocessing operations used in training advanced models such as ViT, WRN [15], and ResNet on the most representative ImageNet [16] and Cifar10 [17] datasets. DDLP can increase the training speed by up to 23.5% while reducing 19.7% of the energy consumption and 37.6% CPU and DRAM utilization. The experiment results show that DDLP can significantly reduce deep neural network training and inference time while decreasing the amount of energy consumed.

Our key contributions can be summarised as follows:

- 1) An advanced dual-pronged data preprocessing algorithm is proposed to achieve efficient computational overlap of CSD data preprocessing, CPU data preprocessing and GPU training.
- 2) Two adaptive dynamic selection strategies, MTE and WRR, are proposed to control the deep neural network training process.
- 3) Extensive and detailed experiments are conducted to reveal that the deep neural network training bottleneck is concentrated in the data preprocessing stage.
- 4) The effectiveness and reliability of DDLP are verified from the perspective of training time and energy consumption on representative models, datasets, and data preprocessing operations.

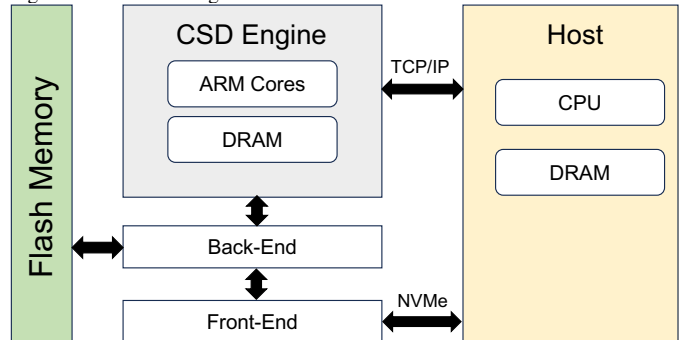
We originally propose two unique architectures, MTE and WRR, which for the first time, realise deep learning data preprocessing by CPU and CSD simultaneously, and achieve training speedup while reducing total training energy consumption. The paper are organized as follows: Section 2 introduces the motivation of this paper, section 3 describes the overall framework of DDLP as well as the MTE and WRR algorithms, section 4 presents the experimental results and analyses of DDLP, and section 5 summarizes the whole paper and presents the ideas of subsequent research.

II. PRELIMINARIES

A. Computational Storage Device

Computable Storage Device (CSD) is a new type of data storage device. CSD reduces the need for data transfer and improves processing efficiency by integrating processing capabilities within or near the storage device, allowing data to be processed or analyzed at the storage location. A typical CSD architecture is shown in Figure 1. When data on flash memory

Fig. 1. Schematic Diagram of CSD Architecture



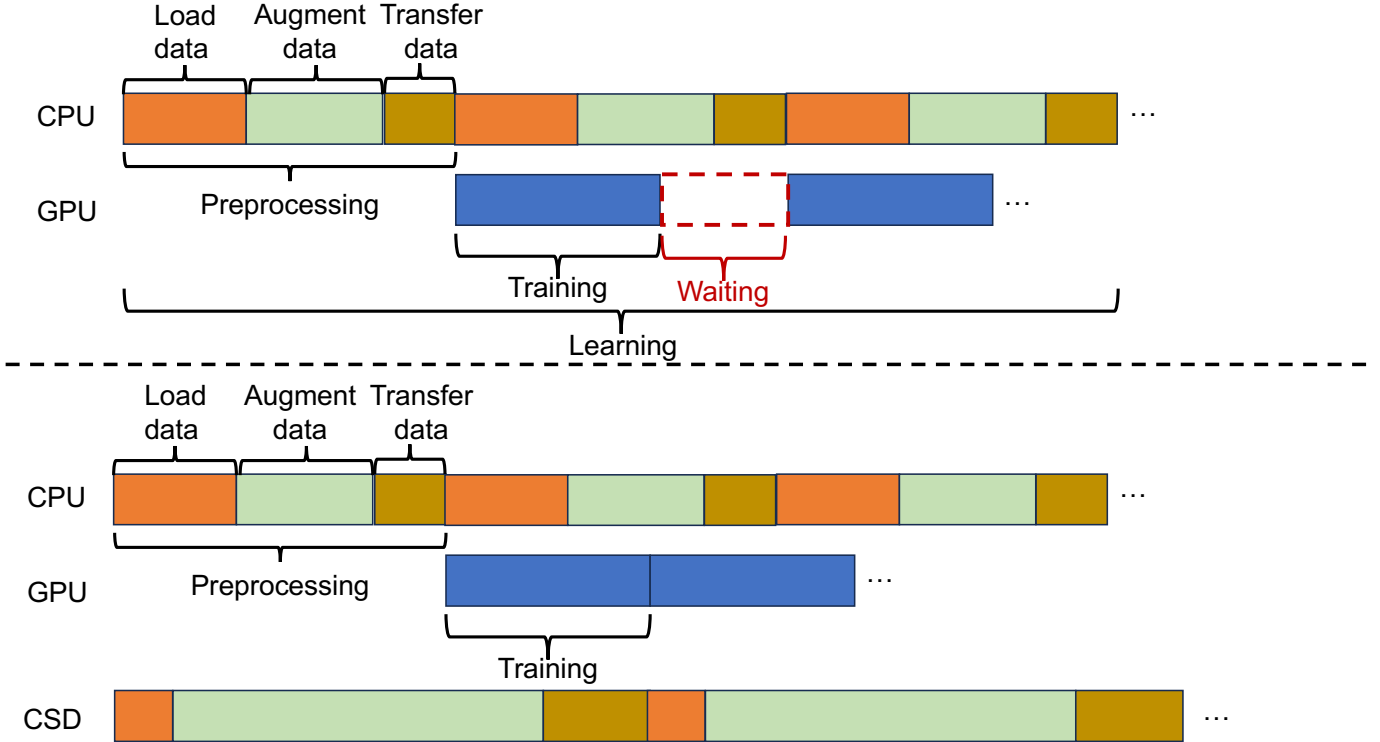
is to interact with the host, it must go through the back-end, front-end, and complex NVMe on top of the PCIe link. The long IO paths result in high data transfer overhead for the Host. However, when data interacts with the CSD engine, it can bypass the front-end and the power-consuming NVMe link. As a result, the CSD has faster data transfer speeds and lower data transfer overheads compared to the host. Both the host and the CSD have full operating systems and can run applications independently using local processor cores and memory. The Host and CSD interact with each other using tcp/ip. CSDs have the potential to increase data processing speeds, reduce power consumption and costs, and improve system responsiveness.

The shorter data transfer path of CSD makes it well suited for optimizing data-intensive applications. HeydariGorji et al. [13] proposed the Newport CSD architecture and used CSD for a distributed deep learning training task, which improved the acceleration ratio by 2.7x while reducing the energy consumption by 69%. Cao et al. [18] deployed CSD for the first time to a cloud-native relational database, POLARDB, which reduced the query latency by 30% and reduced data movement by 50%. Salamat et al. [19] proposed a CSD called NASCENT for in-situ database sorting, which improves the speedup ratio by 7.6x and energy efficiency by 5.6x compared to the FPGA baseline. DO et al. [14] used Nerport to perform text compression and similarity detection tasks, improving throughput by 2.42x and energy efficiency by 2.4x compared to the HOST baseline. Although CSD has been initially explored in AI, it is still challenging to better leverage CSD to improve the efficiency of deep learning data preprocessing and how to jointly optimize deep learning tasks with CSD and CPU.

B. Deep Learning

As shown at the top of Figure 2, deep learning can be divided into two phases: preprocessing and training. Under the widely used heterogeneous server consisting of CPU and GPU, the data is first preprocessed by the CPU. The preprocessing phase consists of three parts. The data is first read from the SSD into the DRAM on the CPU side. Then the CPU performs preprocessing operations such as cleaning, rotating, cropping, etc. Finally, the preprocessed data is transferred from DRAM to GPU memory. In the training phase, the GPU uses the model and data in memory to train and update the

Fig. 2. Deep Learning Process. The classical deep learning process (top) and the DDLP deep learning process (bottom).



model parameters. The preprocessing and training operations are performed iteratively until the model converges or reaches a predefined termination condition. Due to the imbalance in the development of GPU accelerators and CPUs and storage devices (see section III for the detailed reasons), data preprocessing has become the bottleneck of deep learning, and the long waiting time (the red part in Fig. 2) seriously slows down the deep learning speed, resulting in a high computational and time overhead.

As shown at the bottom of Fig. 2, the DDLP proposed in this paper reduces or eliminates the waiting overhead by collaborating with the CSD and CPU to complete the data preprocessing, thus alleviating the bottleneck of data preprocessing. CSD firstly reduces the execution time of the overall data preprocessing phase by sharing the data preprocessing tasks on the CPU side. The GPU reduces its own waiting time by flexibly selecting and using CPU and CSD preprocessed data. On the other hand, the CSD's own shorter IO paths and more energy-efficient processor cores reduce the cost and energy consumption of data preprocessing. Finally, the reduction of data preprocessing tasks shared by the CPU itself alleviates the need for expensive CPU side compute and DRAM storage capacity and bandwidth.

III. MOTIVATION

As we have discussed on section II-B, deep learning includes two phases: data preprocessing and data training or inference. Training and inference of deep learning models are mainly made on accelerators such as GPUs. At the same time, data reading and preprocessing mainly rely on CPUs

to read data from external storage devices such as SSDs and then preliminary calculations. Benefiting from new hardware architectures such as tensor cores, accelerators such as GPUs have increased their floating-point computation speed by more than 15x over the last five years (2018-2023) (from NVIDIA V100¹ to NVIDIA H100²). However, CPU compute speeds have only increased by 2.23x (from Intel core i9 9900K to Intel core i9 13900K³), limited by the Moore's Law slowdown. Meanwhile, even the most advanced NVMe SSDs are still restricted by PCIe bandwidth, and the growth rate from PCIe 3.0 to PCIe 5.0 [20] has only been about 4x over the past five years. More importantly, SATA-based SSDs and PCIe 3.0 and 4.0-based SSDs are still the dominant storage devices today. As a result, the growth in performance of devices on the data preprocessing side is lagging far behind the data training and inference side.

On the other hand, more and more data centers are adopting single-machine multi-GPU server architectures. For example, the Frontier supercomputing [21] uses a single-machine quad-GPU architecture, the Summit supercomputing [22] uses a single-machine 6-GPU architecture, and the NVIDIA H100 DGX server [9] uses a single-machine 8-GPU architecture. This difference in the number of CPUs and GPUs further exacerbates the development imbalance between the data preprocessing and training, and inference sides. As a result, the

¹V100 GPU. <https://www.nvidia.cn/data-center/v100>

²H100 GPU. <https://www.nvidia.cn/data-center/h100>

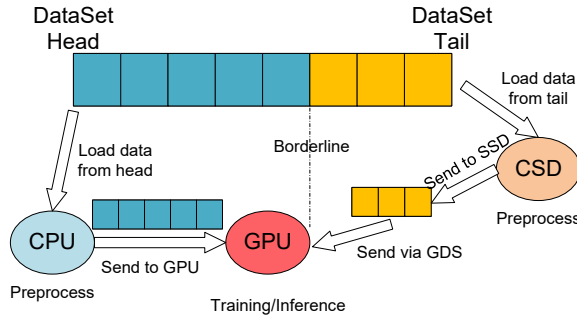
³CPU comparison between 9900k and 13900k. <https://nanoreview.net/en/cpu-compare/intel-core-i9-9900k-vs-intel-core-i9-13900k>

data preprocessing side has become a significant bottleneck for deep learning. We verify this conclusion through extensive experiments in Section V-B1.

IV. DDLP

The architecture of DDLP is schematically shown in Figure 3, which can be implemented by two data pre-processing strategies: The Moving Towards Each Other (MTE) and Weighted Round Robin (WRR). The exact location of the borderline is determined by the type of algorithm and the size of the dataset.

Fig. 3. Schematic Diagram of DDLP Architecture



A. MTE

The MTE training process is shown in Algorithm 1. At the beginning of training the model, we first determine the relative performance p_{CPU} and p_{CSD} of CPU and CSD for different datasets and preprocessing pipelines. This process is done automatically at the start of training and incurs no additional overhead. Specifically, we statistically measure the average time for CPU and CSD to train 10 batches, t_{CPU} and t_{CSD} , the processor performance is inversely proportional to the training time, i.e:

$$\frac{p_{CPU}}{p_{CSD}} = \frac{t_{CSD}}{t_{CPU}} \quad (1)$$

Determine the number of CPU- and CSD-trained batches n_{CPU} and n_{CSD} at each epoch based on p_{CPU} and p_{CSD} . The n_{CPU} and n_{CSD} are calculated as:

$$n_{CPU} = n \times \frac{p_{CPU}}{p_{CSD} + p_{CPU}} \quad (2)$$

$$n_{CSD} = n \times \frac{p_{CSD}}{p_{CSD} + p_{CPU}} \quad (3)$$

where n is the sample number of the dataset.

The CPU performs preprocessing operations from the head of the dataset, batch by batch, and then the GPU obtains the CPU preprocessed data for training. Meanwhile, CSD starts to preprocess the data from the tail of the dataset and saves the preprocessed data to the SSD.

After the GPU has trained the n_{CPU} batches of data preprocessed on the CPU side, the GPU utilizes the GDS technology [23] to directly read the CSD preprocessed data

Algorithm 1 MTE

Require: Initial model \mathcal{M} , number of epochs for training e , training dataset \mathcal{B} .

Ensure: The trained model \mathcal{M}^*

```

1:  $n \leftarrow \text{getsizeof}(\mathcal{B})$ 
2:  $i = 0, n_{CPU} = n, n_{CSD} = 0$ 
3: while  $i < e$  do
4:   if  $i == 0$  then
5:     {Automatically detect the performance of CPU and
6:      CSD at the beginning of training.}
7:      $j = 0, t_{CPU} = 0, t_{CSD} = 0$ 
8:     for  $j < 10$  do
9:       {CPU side}
10:       $\mathbf{b}, t = \text{preprocessonCPU}(\mathcal{B}[j])$ 
11:       $t_{CPU} += t$ 
12:       $\mathcal{M} = \text{trainmodeluseCPU}(\mathcal{M}, \mathbf{b})$ 
13:      {CSD side}
14:       $\mathbf{b}^*, t = \text{preprocessandsaveonCSD}(\mathcal{B}[n - j])$ 
15:       $t_{CSD} += t$ 
16:       $j += 1$ 
17:    end for
18:     $n_{CPU}, n_{CSD} = \text{getnumber}(t_{CPU}, t_{CSD})$ 
19:    {CPU side}
20:    for  $j < n_{CPU}$  do
21:       $\mathbf{b} = \text{preprocessonCPU}(\mathcal{B}[j])$ 
22:       $\mathcal{M} = \text{trainmodeluseCPU}(\mathcal{M}, \mathbf{b})$ 
23:       $j += 1$ 
24:    end for
25:    {CSD side}
26:    for  $j < n_{CSD}$  do
27:       $\mathbf{b}^*, t = \text{preprocessandsaveonCSD}(\mathcal{B}[n - j])$ 
28:       $j += 1$ 
29:    end for
30:     $j = 0$ 
31:    for  $j < n_{CSD}$  do
32:       $\mathcal{M} = \text{trainmodeluseCSD}(\mathcal{M}, \mathbf{b}^*)$ 
33:       $j += 1$ 
34:    end for
35:  end if
36:  {CPU side}
37:   $j = 0$ 
38:  for  $j < n_{CPU}$  do
39:     $\mathbf{b} = \text{preprocessonCPU}(\mathcal{B}[j])$ 
40:     $\mathcal{M} = \text{trainmodeluseCPU}(\mathcal{M}, \mathbf{b})$ 
41:  end for
42:  {CSD side}
43:  for  $j < n_{CSD}$  do
44:     $\mathbf{b}^* = \text{preprocessandsaveonCSD}(\mathcal{B}[n - j])$ 
45:  end for
46:  for  $j < n_{CSD}$  do
47:     $\mathcal{M} = \text{trainmodeluseCSD}(\mathcal{M}, \mathbf{b}^*)$ 
48:  end for
49:   $i += 1$ 
50: end while
51:  $\mathcal{M}^* = \mathcal{M}$ 
52: return  $\mathcal{M}^*$ 

```

from the SSD to the GPU, and then continues to train the model using this data.

MTE enables overlap between CSD preprocessing and other computations including CPU preprocessing, CPU to GPU transfers, and GPU computations.

B. WRR

The WRR training process is shown in the algorithm 2, the GPU takes turns using the CPU for data preprocessing or reading the CSD preprocessed data from the SSD, depending on the CPU and CSD preprocessing speed.

Specifically, before the start of each iteration, it is determined if there is data that the CSD has finished preprocessing. Once the CSD has completed batch preprocessing, the data generated by the CSD is used. We introduce the variable *total* to determine if the entire dataset has been used.

WRR not only enables computational overlap in the MTE, but also promotes overlap between CSD preprocessing and other computations and transfers. These computations and transfers include GPU computations using CSD-preprocessed data, and GPU fetching data directly from the SSD.

Algorithm 2 WRR

Require: Initial model \mathcal{M} , number of epochs for training e , training dataset \mathcal{B} .

Ensure: The trained model \mathcal{M}^*

```

1:  $n \leftarrow \text{sizeof}(\mathcal{B})$ 
2:  $i = 0$ 
3: while  $i < e$  do
4:   {CPU side}
5:    $j = 0, total = 0$ 
6:   for  $j < n$  do
7:     if CSD finished one batch then
8:        $\mathcal{M} = \text{trainmodeluseCSD}(\mathcal{M}, \mathbf{b}^*)$ 
9:        $total += 1$ 
10:    end if
11:     $\mathbf{b} = \text{preprocessonCPU}(\mathcal{B}[j])$ 
12:     $\mathcal{M} = \text{trainmodeluseCPU}(\mathcal{M}, \mathbf{b})$ 
13:     $total += 1$ 
14:    if  $total == n$  then
15:       $\text{sendsignaltoCSD}()$ 
16:      Break
17:    end if
18:  end for
19:  {CSD side}
20:   $j = 0$ 
21:  for  $j < n_{CSD}$  do
22:    if  $\text{getsignalfromCPU}() == \text{True}$  then
23:      Break
24:    end if
25:     $\mathbf{b}^* = \text{preprocessandsaveonCSD}(\mathcal{B}[n - j])$ 
26:  end for
27: end while
28:  $\mathcal{M}^* = \mathcal{M}$ 
29: return  $\mathcal{M}^*$ 

```

C. Toy Example

Since WRR overlaps more computational overhead than MTE, WRR can achieve higher acceleration efficiency than MTE. Take Figure 4 as an example. We assume that the data set has a total of 1000 samples, the total speed of CPU performing data preprocessing, transferring to GPU and GPU processing samples is four samples per second, the speed of CSD preprocessing and saving to SSD is one sample per second, the Batchsize is 1, and the total speed of GPU reading and processing samples using GDS is eight samples per second.

When using the MTE algorithm, assume that the CPU processes a samples when the CSD and CPU have preprocessed the total 1000 samples together, and a satisfies the following relationship.

$$\frac{a}{4} = \frac{1000 - a}{1} \quad (4)$$

The value of a can be calculated as 800 according to equation 4, and the total training time can be calculated as 225 seconds according to equation 5.

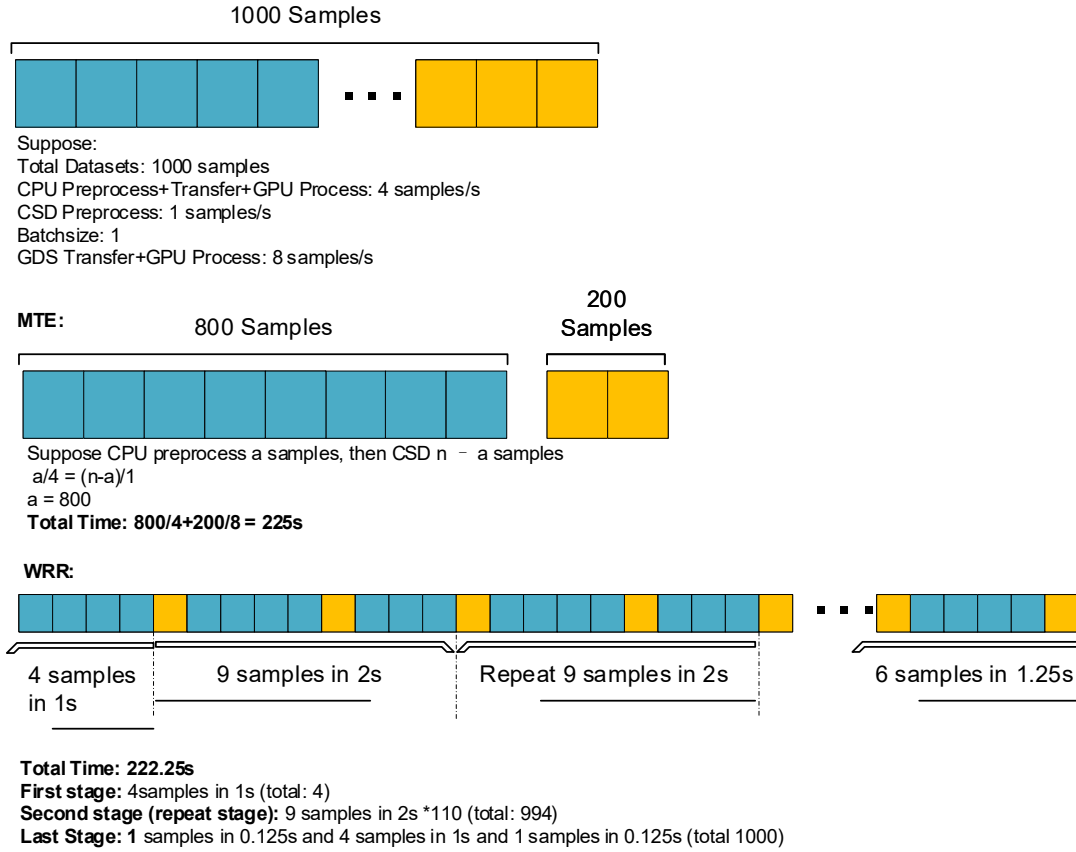
$$t = \frac{a}{4} + \frac{1000 - a}{8} \quad (5)$$

Moreover, the total computation time when using the WRR algorithm for the same size data set can be divided into three phases. The first phase executes the first four batches of CPU-processed batches by the GPU, which takes a total of 1 second. The second stage cycles through "1 CSD-processed batch, 4 CPU-processed batches, 1 CSD-processed batch and 3 CPU-processed batches". Each cycle uses 2s to process nine batches and is executed 110 times, taking 220s to process 990 batches. The remaining six batches were executed in the third stage, requiring only 4 CPU-processed batches and 2 CSD-processed batches, for a total of 1.25 s. Thus, it took 222.25 s to train the entire dataset using the WRR algorithm, which is a 1.2% improvement over MTE.

V. EXPERIMENT AND RESULT

This section describes the improvement in training speed and energy performance of our data preprocessing using DDLP when training models such as ViT, WRN, and ResNet using the Imagenet and Cifar10 datasets, respectively. We describe the experimental setting in section V-A. We first provide a detailed description of the hardware and software configurations of the host and CSD. Then the critical hyperparameters of the experimental model, dataset, and preprocessing type are described. We describe the experimental results in section V-B. We demonstrate that data preprocessing is a bottleneck in deep learning through experiments that train ImageNet using 15 representative models from torchvision. We then present the acceleration performance of DDLP on the ImageNet and Cifar-10 datasets, which are the most representative benchmarks for large and small datasets for image classification tasks, respectively. We finally describe the advantages of DDLP in terms of energy reduction. Finally, we analyze the experimental results in section V-C. All experiments in this paper were repeated 20 times using different seeds and averaged as results. The

Fig. 4. Schematic Comparison of MTE and WRR Algorithms



seed may affect the training accuracy, while it has little effect on the learning time and energy consumption, which are the concerns of this paper.

A. Experimental environment

The hardware and software configurations of the Host (CPU side) and the CSD side are shown in Table I. Since the current CSD devices are still in the exploratory stage, we use the Pynq platform [24] to emulate the implementation of the CSD devices. The Pynq has similar to the New port CSD [13] ARM processor, DRAM and external storage. The only difference is that Pynq uses independent external storage instead of interacting directly with Host storage. We simulate implementing the CSD data transfer function by ignoring the transfer time from the Pynq external storage to the Host external storage. We could not deploy the same version of Pytorch and Torchvision for Host and CSD due to operating system versions and processor architectures. However, we kept them as new as possible and ensured consistent results across platforms. We experimentally confirmed that CSD and CPU preprocess images under the same preprocessing pipeline with the same results even though they use different versions of Torch and Torchvision. We trained Wide ResNet101 (WRN), ResNet152, Vision Transformer (ViT), VGG [25], and AlexNet [26] on the ImageNet dataset using three different

preprocessing pipelines, respectively. The three data preprocessing pipelines are shown in Table II. They are widely used in current ImageNet dataset training by corporate such as NVIDIA⁴, Microsoft⁵ and Xilinx⁶, and academic [27]–[30]. The resolution of the images in the ImageNet dataset is uncertain, with the smallest image resolution being 75×56 , the largest being 4288×2848 and the average being 469×387 . In order to maximize GPU utilization, the batchsize we use for training is the maximum value that does not incur Out-Of-Memory (OOM) errors. The corresponding batchsizes for different models are shown in Table III. To further validate the performance of DDLP on small datasets, we also used a set of data preprocessing operations [3], which currently achieves the best test set accuracy for training from scratch in Cifar-10, to train the Wide ResNet18 model, and the corresponding data preprocessing pipeline and batchsize are shown in Table II and the last row of Table III. The resolution of the images in the Cifar-10 dataset is fixed 32×32 .

⁴<https://github.com/NVIDIA/aistore/blob/master/docs/tutorials/etl>

⁵<https://github.com/microsoft/nmi/blob/master/examples/nas/legacy/oneshot/spos/supernet.py>

⁶https://github.com/Xilinx/VitisAI/blob/master/src/vai_quantizer/vai_q_pytorch/example/bfp/resnet/resnet.py

TABLE I
CSD HARDWARE AND SOFTWARE ENVIRONMENT IN THE EXPERIMENTS

Hardware	Version
CPU	2*Intel(R) Xeon(R) Silver 4210R
GPU	NVIDIA A100
NVMe SSD	Samsung 980PRO
CSD	Xilinx Zynq-7000
Software	Version
CUDA	11.7.64
Host Pytorch	1.12.1
Host Torchvision	0.13.1
Host Operating System	Linux Ubuntu 5.15.0-76-generic
CSD Pytorch	1.7.1
CSD Torchvision	0.8.1
CSD Operating System	4.14.0-xilinx-v2018.3

TABLE II
DATA PREPROCESSING PIPELINES

Name	Pipeline
ImageNet ₁	transforms.RandomResizedCrop(224), transforms.RandomHorizontalFlip(), transforms.ToTensor(), transforms.Normalize(mean=[0.485, 0.456, 0.406], std=[0.229, 0.224, 0.225])
ImageNet ₂	transforms.Resize(256), transforms.CenterCrop(224), transforms.ToTensor(), transforms.Normalize(mean=[0.485, 0.456, 0.406], std=[0.229, 0.224, 0.225])
ImageNet ₃	transforms.Resize(232), transforms.CenterCrop(224), transforms.ToTensor(), transforms.Normalize(mean=[0.485, 0.456, 0.406], std=[0.229, 0.224, 0.225])
Cifar	transforms.RandomCrop(size=(32,32),padding=4), transforms.RandomHorizontalFlip(), transforms.ToTensor(), transforms.Normalize(mean=[0.485, 0.456, 0.406], std=[0.229, 0.224, 0.225]), Cutout()

B. Experimental Result

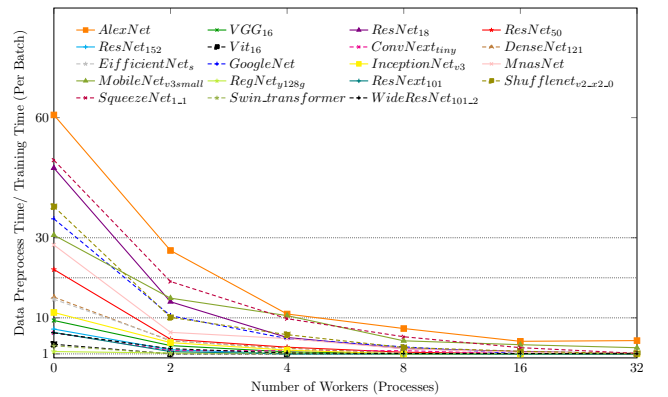
1) *Deep Learning Bottleneck Result:* To identify bottlenecks in deep learning, we compared the preprocessing overhead and training overhead of training ImageNet (using ImageNet₁ in table II as the preprocessing pipeline) with 15 representative deep learning models from Torchvision, the most widely used deep learning computer vision library. We tested the overall data preprocessing time to training time ratio using the main process (worker number of 0) and multi-

TABLE III
BATCHSIZE USED FOR MODEL TRAINING

Model	Batchsize	Datset
Wide Resnet101(WRN)	256	ImageNet
Resnet152	256	ImageNet
Vision Transformer(ViT)	512	ImageNet
VGG	512	ImageNet
AlexNet	4096	ImageNet
Wide Resnet18(WRN18)	4096	Cifar-10

process (sub-process number of 2-32, growing in the power of 2) reading data for data preprocessing, respectively. The experimental results are shown in Figure 5. The time spent on data preprocessing when using the main process to read data is up to 60.67x the training time, with an average of 20.18x. Although the time spent on data preprocessing generally decreases as the number of subprocesses increases, the ratio of data preprocessing time to training time still exceeds 1 in most cases, even when using up to 32 subprocesses. As the number of sub-processes increases, the occupation of expensive CPU and memory resources increases linearly, and the interference with processes on the host and accelerator becomes severe. The experimental results verify that data preprocessing is indeed a bottleneck in deep learning.

Fig. 5. Ratio of Pre-processing to Training Time for Different Number of Processes



2) *ImageNet Result:* The results of our experiments in ImageNet are shown in Table IV. The experimental results show that both MTE and WRR can improve the training speed in all preprocessing pipelines. WRR slightly outperforms MTE. Compared to CPU preprocessing in a single process, MTE can improve the training speed by up to 21.71% and 18.67% on average, and WRR can improve the training speed by up to 23.50% and 20.19% on average. Even when using 16 additional processes for data preprocessing, MTE can still improve up to 16.98% training speed and 7.71% on average, and WRR can improve up to 17.96% and 8.48% on average. Compared to just using CSD for data preprocessing, when the CPU is used for a single process, MTE can increase the training speed by up to 81.31%, the average increase is 75.72%, and WRR can increase the training speed by up to 81.37%, the average increase is 76.39%. When the CPU was used with 16 additional processes, MTE was able to increase training speed by up to 97.15%, with an average increase of 86.64% training speed, and WRR was able to increase training speed by up to 97.15%, with an average increase of 86.83% training speed.

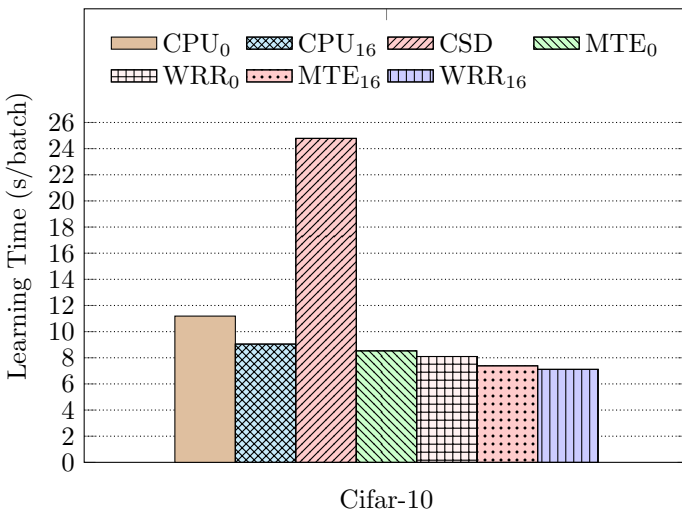
3) *Cifar-10 Result:* To further validate the performance of DDLP on small data, we preprocessed and trained the WRN18 model using the Cifar-10 dataset. Figure 6 shows that similar to the ImageNet training results, MTE and WRR also achieve consistent training speedup on cifar-10. With a single CPU process, MTE and WRR achieve 23.77% and

TABLE IV
AVERAGE LEARNING TIME (PREPROCESS TIME + TRAINING TIME) (S) PER BATCH FOR DIFFERENT MODELS WITH DIFFERENT PREPROCESSING PIPELINES

	CPU ₀	CPU ₁₆	CSD	MTE ₀	WRR ₀	MTE ₁₆	WRR ₁₆	Preprocess Type
WRN	3.527	1.779	10.014	2.761	2.698	1.618	1.604	ImageNet ₁
ResNet152	3.376	1.401	10.315	2.672	2.624	1.308	1.301	ImageNet ₁
ViT	8.536	7.497	22.24	6.996	6.695	6.388	6.171	ImageNet ₁
VGG	5.522	2.418	19.84	4.506	4.449	2.263	2.255	ImageNet ₁
AlexNet	48.48	5.224	155.1	31.24	31.12	5.111	5.104	ImageNet ₁
WRN	3.572	1.748	12.225	2.904	2.859	1.620	1.611	ImageNet ₂
ResNet152	3.571	1.459	12.242	2.883	2.845	1.369	1.364	ImageNet ₂
ViT	9.031	7.492	25.614	7.458	7.198	6.513	6.351	ImageNet ₂
VGG	6.001	2.460	23.368	4.948	4.898	2.321	2.315	ImageNet ₂
AlexNet	42.275	6.156	179.5	33.54	33.43	5.111	5.109	ImageNet ₂
WRN	3.612	1.629	11.30	2.891	2.839	1.626	1.615	ImageNet ₃
ResNet152	3.558	1.5821	11.65	2.956	2.894	1.480	1.473	ImageNet ₃
ViT	9.003	7.451	25.74	7.449	7.194	6.487	6.329	ImageNet ₃
VGG	5.943	2.462	23.16	4.906	4.857	2.323	2.316	ImageNet ₃
AlexNet	41.06	5.773	176.4	33.58	33.49	5.643	5.641	ImageNet ₃

65.59% and 27.63% and 67.33% speedups compared to CPU preprocessing and CSD preprocessing, respectively. With 16 additional CPU processes, MTE and WRR are improved by 18.38% and 70.20% and 21.37% and 71.29% compared to CPU preprocessing and CSD preprocessing, respectively.

Fig. 6. Average Learning Time (s) Per Batch for WRN18 Model on Cifar-10



4) *Energy Consumption Result:* In this section, we experiment and present the energy-saving performance of DDLP from two perspectives: total DNN learning energy consumption and CPU and DRAM usage time.

a) *Total DNN Learning Energy Consumption Result:* We use two metrics, the average energy consumption of a single batch and the total electricity cost of training 100 epochs, to measure the total energy-saving effect of DDLP. Our energy consumption calculation is simplified as the product of processor power and time. We have 40 threads in the CPU in Table I, with a total power of 200 W. Therefore, we make the power of a single process 5 W and the power of the extra 16 processes 85 W (the main process and the extra 16 processes total 17 processes). The CSD power in Table I is 0.25 W. The average learning energy consumption per batch is shown in Table V. In the single-process experiment, MTE can save up to 17.80% and average 15.53% energy consumption, and WRR can save

up to 19.68% and average 17.25% energy consumption. In additional 16-process experiments, MTE can save up to 14.54% and average 7.54% energy consumption, and WRR can save up to 17.44% and average 8.46% energy consumption. The experimental results show that MTE and WRR can improve training speed while saving energy consumption. Although using only CSD for preprocessing and training can save more energy consumption, it will significantly increase the total learning time.

Further, we use the Vancouver basic electricity price of \$0.095/kWh to get the total price of electricity consumption under different data preprocessing pipelines, as shown in Table V. The experimental results show that we can save up to \$0.61 and \$0.73 electricity cost by using MTE and WRR for a single ImageNet training, while the daily basic electricity cost of Vancouver households in January 2024 is \$0.21. This result means that our electricity cost savings can satisfy the basic electricity consumption of up to three households in a single day. More importantly, to achieve optimal model performance, the model usually needs to be trained hundreds or thousands of times with different hyperparameters. The electricity cost saved by DDLP also increases super-linearly with the number of training times (since most countries and regions currently charge higher unit prices for more extra electricity consumption).

b) *CPU and DRAM Usage Time Result:* CPU and DRAM are expensive and scarce resources in servers, and reducing the use of CPU and DRAM can reduce energy consumption while reducing interference with other tasks and improving server efficiency. Since CSD uses its own CPU and DRAM for data preprocessing and uses GDS for data transfer between GPU and SSD, CSD data preprocessing consumes little of host's CPU and DRAM resources. The experimental results are shown in Table VI. In the single-process experiment, MTE can reduce CPU and DRAM resource usage by up to 31.45% and 25.49% on average, and WRR can reduce CPU and DRAM resource usage by up to 37.60% and 27.85% on average. In the additional 16-process experiment, MTE can reduce CPU and DRAM resource usage by up to 28.72% and 14.42% on average, and WRR can reduce CPU and DRAM resource usage by up to 34.34% and 16.15%

TABLE V

AVERAGE LEARNING ENERGY CONSUMPTION (JOULE, J) PER BATCH / TOTAL ELECTRICITY COSTS (\$) DURING 100 EPOCHS FOR DIFFERENT MODELS WITH DIFFERENT PREPROCESSING PIPELINES

	CPU ₀	CPU ₁₆	CSD	MTE ₀	WRR ₀	MTE ₁₆	WRR ₁₆
WRN	17.63/0.2329	151.2/1.997	2.504/0.03307	14.49/0.1914	14.16/0.1871	137.9/1.821	136.7/1.806
ResNet152	16.88/0.2230	119.1/1.573	2.579/0.03406	14.03/0.1852	13.77/0.1819	111.5/1.472	110.9/1.465
ViT	42.68/0.2819	637.2/4.209	5.560/0.03672	36.73/0.2426	35.15/0.2321	544.6/3.597	526.1/3.475
VGG	27.61/0.1824	205.5/1.358	4.960/0.03276	23.65/0.1562	23.36/0.1543	193.0/1.275	192.2/1.270
AlexNet	192.4/0.1589	443.7/0.3665	38.77/0.03276	164.0/0.1354	163.4/0.1349	435.7/0.3599	435.2/0.3594

TABLE VI

AVERAGE CPU AND DRAM PREPROCESSING TIME (S) PER BATCH FOR DIFFERENT MODELS WITH DIFFERENT PREPROCESSING PIPELINES

	CPU ₀	CPU ₁₆	CSD	MTE ₀	WRR ₀	MTE ₁₆	WRR ₁₆
WRN	2.8242	1.0605	0	2.044	1.980	0.8892	0.8747
ResNet152	2.7826	0.8028	0	2.062	2.013	0.7010	0.6941
ViT	5.021	3.985	0	3.442	3.133	2.840	2.617
VGG	4.599	1.480	0	3.553	3.495	1.311	1.302
AlexNet	37.519	4.351	0	30.11	29.99	4.215	4.208

on average. The experimental results show that MTE and WRR can significantly reduce CPU and DRAM consumption, thus reducing interference with other processes and improving server efficiency.

C. Experimental analyses

The experimental results show that DDLP can accelerate preprocessing while reducing the overall learning energy consumption. MTE and WRR can improve performance in all cases, with WRR performing better in most cases. The acceleration effect of DDLP mainly depends on the following three factors:

- 1) The ratio of CPU learning time (CPU-side preprocessing + transfer to GPU + GPU computation) to CSD preprocessing time. For MTE and WRR, the CSD preprocessing time is mainly overlapped by the CPU learning time. This conclusion indicates that the larger the ratio of CPU learning time to CSD preprocessing time, the more CSD preprocessing time overlaps, the higher the acceleration ratio of total learning time.
- 2) GDS data reading time. Since the CSD data preprocessing time is overlapped with the CPU side learning time, the additional learning time on the CSD side depends on the GDS data transfer time and the GPU computation time. The GPU computation time is the same regardless of whether the data source is CPU or CSD. Therefore, faster GDS data reading time often means faster overall learning time.
- 3) The ratio of CSD-side extra learning time (GDS data reading time + GPU computation time) to CSD-side data preprocessing time. Since WRR can further overlap CSD-side data preprocessing and CSD-side extra learning, the larger the ratio of CSD-side extra learning time to CSD-side data preprocessing time, the more CSD preprocessing time is overlapped and the higher the acceleration ratio of the total learning time.

The energy-saving effect of DDLP depends on two main factors.

- 1) The number of datasets preprocessed by the CSD. Since the energy consumption generated by the CSD for

processing a single batch of datasets is much lower than that of the CPU, the higher the number of datasets that the CSD undertakes to preprocess, the lower the total energy consumed.

- 2) The number of CPU processes. Since the relationship between CPU preprocessing speedup and the number of CPU processes is sub-linear and between CPU energy consumption improvement and the number of CPU processes is basically linear, CPU preprocessing using more processes will consume more average energy.

To summarize, CSD is an energy-efficient device capable of reading, writing and preprocessing data with much lower energy consumption. However, CSD's processing speed is much slower than the CPU's. Therefore, it is always an excellent choice to utilize CSD as much as possible when the CSD preprocessing time can be covered by CPU preprocessing time and GPU training time. When more use of CSD makes its preprocessing time not covered by the CPU and GPU sides, users must consider the trade-off between total training time and energy consumption.

VI. CONCLUSION, LIMITATIONS AND FUTURE WORK

In this work, we propose a novel Dual-pronged Deep Learning Preprocessing (DDLDP) architecture for CPU and CSD to realize deep learning data preprocessing collaboratively. We propose two algorithms, Moving Towards Each Other (MTE) and Weighted Round Robin (WRR), to accelerate DNN learning while reducing energy consumption by overlapping CSD-side preprocessing with CPU-side preprocessing and GPU-side computing. We evaluate DDLDP from both learning time and total energy consumption perspectives on the large-scale dataset ImageNet and the small-scale dataset Cifar-10, respectively. We extensively evaluate state-of-the-art WRN, Resnet152, ViT, VGG, AlexNet, and WRN18 models. In ImageNet, our proposed MTE and WRR can reduce 17.80% and 17.25% energy consumption while improving the training speed by up to 21.71% and 23.50%. The energy saved per ImageNet training can fulfil the daily energy consumption of three households. Our proposed MTE and WRR in Cifar-10 can improve the training speed by up to 23.77% and

27.63%. The proposed DDLP can accomplish both speedups and energy savings for datasets of different sizes. We also analyze and summarize the reasons for DDLP acceleration and energy savings, providing valuable guidelines to steer subsequent deep learning acceleration and energy savings studies.

This paper has limitations in that our study is still designed with a single goal of training speed without considering more diverse user requirements. In some cases, training speed may not be the only objective the user seeks, e.g., the user's aspiration may be the optimal energy consumption in a given time. Therefore, we will further consider CPU and CSD preprocessing strategies under given user constraints in future research.

REFERENCES

- [1] A. Dosovitskiy, L. Beyer, A. Kolesnikov, and et al., "An image is worth 16x16 words: Transformers for image recognition at scale," in *International Conference on Learning Representations*, 2020.
- [2] K. He, X. Zhang, S. Ren, and et al., "Deep residual learning for image recognition," in *Proceedings of the IEEE Conference on Computer Vision and Pattern Recognition*, 2016, pp. 770–778.
- [3] P. Foret, A. Kleiner, H. Mobahi, and et al., "Sharpness-aware minimization for efficiently improving generalization," in *Proceedings of the International Conference on Learning Representations*, 2021.
- [4] Z. Zong, G. Song, and Y. Liu, "Detrs with collaborative hybrid assignments training," *arXiv preprint arXiv:2211.12860*, 2022.
- [5] W. Wang, J. Dai, Z. Chen, and et al., "Internimage: Exploring large-scale vision foundation models with deformable convolutions," in *Proceedings of the IEEE/CVF Conference on Computer Vision and Pattern Recognition*, 2023, pp. 14 408–14 419.
- [6] Y. E. Wang, G.-Y. Wei, and D. Brooks, "Benchmarking tpu, gpu, and cpu platforms for deep learning," *arXiv preprint arXiv:1907.10701*, 2019.
- [7] Y. You, Z. Zhang, C.-J. Hsieh, and et al., "Fast deep neural network training on distributed systems and cloud tpus," *IEEE Transactions on Parallel and Distributed Systems*, vol. 30, no. 11, pp. 2449–2462, 2019.
- [8] J. Choquette and W. Gandhi, "Nvidia a100 gpu: Performance & innovation for gpu computing," in *2020 IEEE Hot Chips 32 Symposium (HCS)*. IEEE Computer Society, 2020, pp. 1–43.
- [9] J. Choquette, "Nvidia hopper h100 gpu: Scaling performance," *IEEE Micro*, 2023.
- [10] S. M. Nabavinejad, S. Reda, and M. Ebrahimi, "Coordinated batching and dvfs for dnn inference on gpu accelerators," *IEEE transactions on parallel and distributed systems*, vol. 33, no. 10, pp. 2496–2508, 2022.
- [11] A. Paszke, S. Gross, F. Massa, and et al., "Pytorch: An imperative style, high-performance deep learning library," *Advances in neural information processing systems*, vol. 32, 2019.
- [12] Y.-C. Hu, M. Lokhandwala, I. Te, and et al., "Varifocal storage: Dynamic multiresolution data storage," *IEEE Micro*, vol. 40, no. 3, pp. 47–55, 2020.
- [13] A. HeydariGorji, M. Torabzadehkashi, S. Rezaei, and et al., "Stannis: low-power acceleration of dnn training using computational storage devices," in *2020 57th ACM/IEEE Design Automation Conference (DAC)*. IEEE, 2020, pp. 1–6.
- [14] J. Do, V. C. Ferreira, H. Bobarshad, and et al., "Cost-effective, energy-efficient, and scalable storage computing for large-scale ai applications," *ACM Transactions on Storage (TOS)*, vol. 16, no. 4, pp. 1–37, 2020.
- [15] S. Zagoruyko and N. Komodakis, "Wide residual networks," in *Proceedings of the British Machine Vision Conference 2016, BMVC 2016, York, UK, September 19-22, 2016*, R. C. Wilson, E. R. Hancock, and W. A. P. Smith, Eds. BMVA Press, 2016.
- [16] J. Deng, W. Dong, R. Socher, and et al., "Imagenet: A large-scale hierarchical image database," in *2009 IEEE conference on computer vision and pattern recognition*, 2009, pp. 248–255.
- [17] A. Krizhevsky, "Learning multiple layers of features from tiny images," Master's thesis, University of Toronto, 2009.
- [18] W. Cao, Y. Liu, Z. Cheng, and et al., "{POLARDB} meets computational storage: Efficiently support analytical workloads in {Cloud-Native} relational database," in *18th USENIX conference on file and storage technologies (FAST 20)*, 2020, pp. 29–41.
- [19] S. Salamat, A. Haj Aboutalebi, B. Khaleghi, and et al., "Nascent: Near-storage acceleration of database sort on smartssd," in *The 2021 ACM/SIGDA International Symposium on Field-Programmable Gate Arrays*, 2021, pp. 262–272.
- [20] M. Vasa, C.-L. Liao, S. Kumar, and et al., "Pcie gen-5 design challenges of high-speed servers," in *2020 IEEE 29th Conference on Electrical Performance of Electronic Packaging and Systems (EPEPS)*. IEEE, 2020, pp. 1–3.
- [21] D. Schneider, "The exascale era is upon us: The frontier supercomputer may be the first to reach 1,000,000,000,000,000 operations per second," *IEEE Spectrum*, vol. 59, no. 1, pp. 34–35, 2022.
- [22] J. Yin, S. Gahlot, N. Laanait, and et al., "Strategies to deploy and scale deep learning on the summit supercomputer," in *2019 IEEE/ACM Third Workshop on Deep Learning on Supercomputers (DLS)*. IEEE, 2019, pp. 84–94.
- [23] M. Zolnouri, X. Li, and V. P. Nia, "Importance of data loading pipeline in training deep neural networks," *arXiv preprint arXiv:2005.02130*, 2020.
- [24] T. V. Huynh, "Fpga-based acceleration for convolutional neural networks on pynq-z2," *International Journal of Computing and Digital Systems*, vol. 11, no. 1, pp. 441–450, 2022.
- [25] K. Simonyan and A. Zisserman, "Very deep convolutional networks for large-scale image recognition," in *3rd International Conference on Learning Representations, ICLR 2015, San Diego, CA, USA, May 7-9, 2015, Conference Track Proceedings*, Y. Bengio and Y. LeCun, Eds., 2015. [Online]. Available: <http://arxiv.org/abs/1409.1556>
- [26] A. Krizhevsky, I. Sutskever, and G. Hinton, "Imagenet classification with deep convolutional neural networks," *Advances in neural information processing systems*, vol. 25, no. 2, 2012.
- [27] X. Liu, Z. Wang, Y.-L. Li, and et al., "Self-supervised learning via maximum entropy coding," *Advances in Neural Information Processing Systems*, vol. 35, pp. 34 091–34 105, 2022.
- [28] L. Huang, S. You, M. Zheng, and et al., "Green hierarchical vision transformer for masked image modeling," *Thirty-Sixth Conference on Neural Information Processing Systems*, 2022.
- [29] J. Wei, X. Zhang, L. Wang, and et al., "Fastensor: Optimise the tensor i/o path from ssd to gpu for deep learning training," *ACM Transactions on Architecture and Code Optimization*, vol. 20, no. 4, pp. 1–25, 2023.
- [30] Z. Lu, C. Ding, F. Juefei-Xu, and et al., "Tformer: A transmission-friendly vit model for iot devices," *IEEE Transactions on Parallel and Distributed Systems*, vol. 34, no. 2, pp. 598–610, 2022.



Jia Wei received the B.E. degree from the School of Information science and technology, NorthWest University, Xi'an, China, in 2019. He is currently a Ph.D. candidate with the Computer science and technology School, Xi'an Jiaotong University. His research interests include computer architecture, high performance computing, and deep learning.



Xingjun Zhang (Member, IEEE) received his Ph.D. degree in Computer Architecture from Xi'an Jiaotong University, China, in 2003. From Jan. 2004 to Dec. 2005, he was Postdoctoral Fellow at the Computer School of Beihang University, China. From Feb. 2006 to Jan. 2009, he was Research Fellow in the Department of Electronic Engineering of Aston University, United Kingdom. He is now a Full Professor and the Dean of the School of Computer Science & Technology, Xi'an Jiaotong University. His research interests include high performance computing, big data storage system and machine learning acceleration.



Witold Pedrycz (Fellow, IEEE) received the M.Sc., Ph.D., and D.Sc. degrees from Silesian Technical University, Gliwice, Poland, in 1977, 1980, and 1984, respectively. He is Professor and Canada Research Chair in Computational Intelligence with the Department of Electrical and Computer Engineering, University of Alberta, Edmonton, Canada. He is also with the Systems Research Institute of the Polish Academy of Sciences, Warsaw, Poland. In 2009, he was elected a foreign member of the Polish Academy of Sciences. He has authored and

coauthored numerous papers in these areas; the current h-index is 109 (Google Scholar) and 82 on the list top-h scientists for computer science and electronics <http://www.guide2research.com/scientists/>. He is also an author of 18 research monographs and edited volumes covering various aspects of Computational Intelligence, data mining, and Software Engineering. Dr. Pedrycz is vigorously involved in editorial activities. He is an Editor-in-Chief of Information Sciences, Editor-in-Chief of WIREs Data Mining and Knowledge Discovery (Wiley), and Co-Editor-in-Chief of International Journal of Granular Computing (Springer) and Journal of Data Information and Management (Springer). He is an Advisory Board of IEEE Transactions on Fuzzy Systems and is a member of a number of editorial boards of international journals. In 2012, he was elected a Fellow of the Royal Society of Canada. In 2007, he received a prestigious Norbert Wiener award from the IEEE Systems, Man, and Cybernetics Society. He is a recipient of the IEEE Canada Computer Engineering Medal, a Cajastur Prize for Soft Computing from the European Centre for Soft Computing, a Killam Prize, and a Fuzzy Pioneer Award from the IEEE Computational Intelligence Society.



Longxiang Wang received his Ph.D degree in Computer science from Xi'an Jiaotong University (XJTU), Xi'an, China. From 2017, he was a Lecturer in the Department of Computer Science & Technology of Xi'an Jiao-tong University. His interests include high performance computing, storage system, and big data.