

ManiWAV: Learning Robot Manipulation from In-the-Wild Audio-Visual Data

Zeyi Liu¹ Cheng Chi^{1,2} Eric Cousineau³ Naveen Kuppaswamy³
Benjamin Burchfiel³ Shuran Song^{1,2}

¹Stanford University ²Columbia University ³Toyota Research Institute

<https://mani-wav.github.io/>

Abstract: Audio signals provide rich information for the robot interaction and object properties through contact. These information can surprisingly ease the learning of contact-rich robot manipulation skills, especially when the visual information alone is ambiguous or incomplete. However, the usage of audio data in robot manipulation has been constrained to teleoperated demonstrations collected by either attaching a microphone to the robot or object, which significantly limits its usage in robot learning pipelines. In this work, we introduce ManiWAV: an ‘ear-in-hand’ data collection device to collect in-the-wild human demonstrations with synchronous audio and visual feedback, and a corresponding policy interface to learn robot manipulation policy directly from the demonstrations. We demonstrate the capabilities of our system through four contact-rich manipulation tasks that require either passively sensing the contact events and modes, or actively sensing the object surface materials and states. In addition, we show that our system can generalize to unseen in-the-wild environments, by learning from diverse in-the-wild human demonstrations.

Keywords: Robot Manipulation, Imitation Learning, Audio

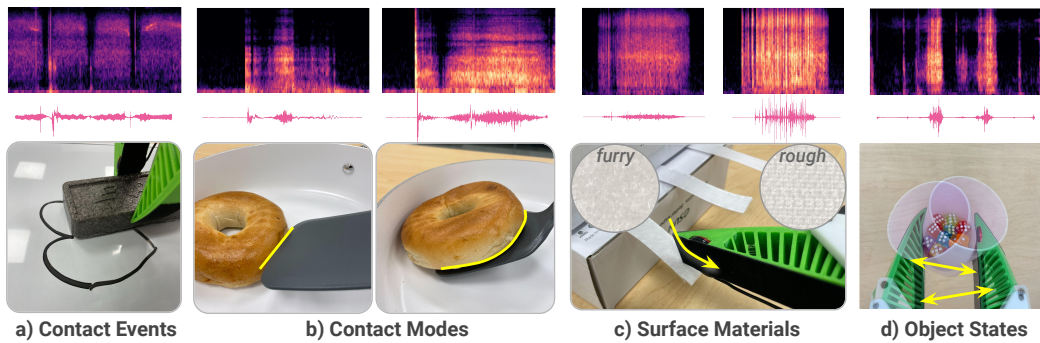


Fig 1: **Contact sound reveals rich information.** More specifically, (a) contact events such as eraser touching the whiteboard; (b) different contact modes such as spatula poking on the side of the bagel versus sliding below the bagel; (c) surface material such as the furry (‘loop’) and rough (‘hook’) side of velcro tapes; (d) object states such as whether the cup contains objects or not.

1 Introduction

Selecting and executing good contact is at the core of robot manipulation. However, most vision-based robotic systems nowadays are limited in their capability to sense and utilize contact information. In this work, we propose a robotic system that learns contact through a common yet under-explored modality – audio. Our first insight is that audio signals provide **rich** contact information. During a manipulation task, audio feedback can reveal several key information about the interaction and object properties, including:

- *Contact events and modes:* From wiping on a surface to flipping an object with spatula, audio feedback captures salient and distinct signals that can be used for detecting contact events and characterizing contact modes (Fig. 1 a, b).

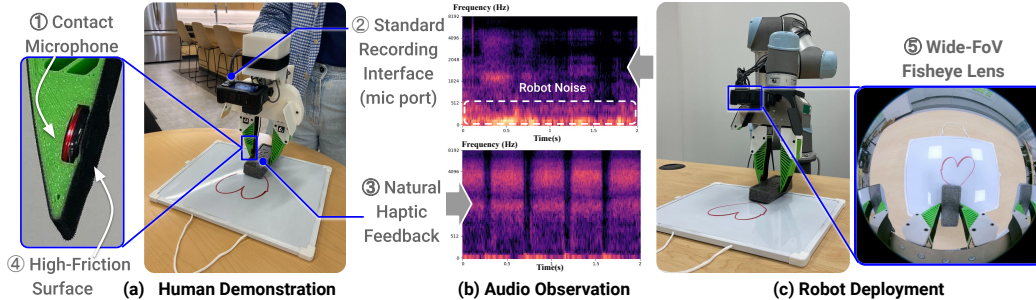


Fig 2: **Ear-in-hand gripper for in-the-wild data collection.** (a) The handheld design naturally provide *haptic feedback* to the demonstrator during contact-rich tasks (e.g. wiping), which is otherwise hard to obtain via teleoperation. Contact microphone captures high frequency audio feedback that is recorded simultaneously with images. High friction tape is applied on top to augment the signals. (b) shows the domain gap between training and deployment data. (c) shows policy learned from in-the-wild data directly deployed on the robot.

- *Surface materials*: Audio signals can be used to characterize the surface material through contact with the object. In contrast, either image sensors or vision-based tactile sensors require high spatial resolution to capture the subtle texture difference (e.g. the ‘hook’ and ‘loop’ side of velcro tapes) (Fig. 1 c).
- *Object states and properties*: With indirect contacts, audio signals can provide complementary information about the object state and physical properties beyond visual observation (Fig. 1 d).

Second, audio data is **scalable** for data collection and policy learning. This is because acoustic sensors (i.e. contact microphones) are cheap, robust, and readily available to purchase. Audio signals also have standardized coding formats that can be easily integrated into existing video recording and storage pipeline (e.g. MP4 files). These nice properties make it possible to collect audio in-the-wild with low-cost data collection devices such as a hand-held gripper, without the need of a robot. On the other hand, alternative ways to sense contact such as tactile sensors are relatively more expensive, fragile, and requires expert knowledge to use.

Given the richness and scalability of audio data, we propose a versatile robot learning system, **ManiWAV**, that leverages audio feedback for contact-rich robot manipulation tasks:

- On the hardware side, we propose a **portable hand-held device** for in-the-wild data collection. As shown in Fig. 2, we introduce an “ear-in-hand” design that allows human to easily demonstrate a wide range of manipulation tasks with synchronous vision and audio feedback. The hand-held gripper also naturally provides haptic feedback (e.g. when wiping on whiteboard) during data collection, which is hard to obtain with teleoperation. To capture contact audio signals with a higher signal-to-noise ratio, we choose to use a *piezoelectric contact microphone* with *textured high-grip surface* attached on top.
- On the algorithm side, one key challenge is to bridge the audio domain gap between in-the-wild data and actual robot deployment due to test-time noises (Fig. 2 b). To achieve this goal, we propose a **data augmentation strategy** that encourages learning of task-relevant audio representation. In addition, we propose an end-to-end sensorimotor learning network to encode and fuse the vision and audio information, with diffusion head for action prediction. We show that this network design helps learn better audio-visual representation from multimodal human demonstrations.

We demonstrate the capability of our proposed system on four contact-rich manipulation tasks: wipe shape from whiteboard, flip bagel with spatula, pour objects from cup, and strap wires with velcro tape. We also show that our system is able to generalize to unseen in-the-wild environments, by leveraging in-the-wild data collected from diverse environments.

2 Related Work

Tactile Sensing for Contact-rich Manipulation. As a functional equivalent to the human touch modality, tactile sensing has long been studied to provide feedback for the robot’s physical interactions [1]. Ranging from six-axis force/torque sensors [2, 3] to camera-based tactile sensors [4, 5, 6, 7, 8, 9] and tactile skins [10, 11, 12, 13], tactile sensors take various forms and provide information of contact forces, object geometry, etc. Many recent works have incorporated tactile feedback into robot learning pipeline for contact-rich

manipulation tasks [14, 15, 16, 17, 18, 19] by learning better visuo-tactile representations. However, most tactile sensors are limited in their reproducibility given the cost and requirement for domain knowledge to use. In this work, we find that acoustic sensors such as piezoelectric contact microphone can provide a wide range of alternative tactile feedback, at a much lower cost and availability.

Acoustic Sensing in Controlled Environments. Sound is an important information carrier of the physical environment. Acoustic sensing can be categorized into active and passive. Active acoustic sensing is done by emitting a vibration waveform with a speaker, which is then received by a microphone. Prior works have embedded active acoustic sensors on objects [20], robot arms [21, 22], parallel gripper [23] or soft finger [24] to sense object material, shape, and contact interactions. Passive acoustic sensing captures sounds generated from interactions, and prior works have shown that including audio as input to end-to-end robot learning algorithms improves performance of several manipulation tasks [25, 26, 27, 28]. However, the collection of audio data in prior works requires a controlled environment, where the data is collected through teleoperation, with microphone attached to either the robot or the object. To address this limitation, we propose an ‘ear-in-hand’ gripper design with passive acoustic sensing to collect human demonstrations without the need of a robot, making it promising to collect in-the-wild audio-visual data at lower cost of time.

Policy Learning from Multisensory Data. Multisensory observations (e.g. vision, audio, tactile) allows the robot to better perceive the physical environment and guide action planning [14, 29, 30, 31]. However, many prior works require pre-defined state abstractions [32, 33] to learn the control policy and are thus limited in their ability to generalize to new tasks. Recently end-to-end models have been proposed to take in multisensory inputs and output robot actions through a behavior cloning approach [28, 26, 27, 25]. We extend upon prior works and propose an audio data augmentation strategy to bridge the domain gap between in-the-wild data and on-robot data during deployment, and an end-to-end policy learning network to effectively learn task-relevant audio-visual representations from multimodal human demonstrations.

3 Method

We propose a data collection and policy learning framework to learn contact-rich manipulation tasks from vision and audio. On the data collection front, our goal is to easily collect in-the-wild demonstrations with clean and salient contact signals. To achieve this end, we propose an “ear-in-hand” data collection device to collect synchronized vision and audio data with a GoPro camera and a contact microphone.

On the algorithm front, one key challenge is to bridge the audio domain gap between the collected demonstrations and feedback received during robot deployment, as illustrated in Fig. 2 (b). Another challenge is to learn a robust and task-relevant audio-visual representation that can effectively guide the downstream policy. To address these challenges, we propose a data augmentation strategy to bridge the audio domain gap and a transformer-based model that learns from human demonstrations with vision and audio feedback.

3.1 Ear-in-Hand Hardware Design

Our data collection device is built on top of Universal Manipulation Interface (UMI) [34]. UMI is a portable and low-cost hand-held gripper designed to collect rich human demonstrations in the wild. The collected data can be used to train a visuomotor policy directly deployable on a robot.

We redesign the 3D printed parallel jaw gripper on the device to embed a piezoelectric contact microphone under high-friction grip tape wrapped around the finger. The microphone is connected to the 3.5mm external mic port on the GoPro camera media mod. Fig. 2 (a) shows the hand-held gripper design. Audio is recorded at 48000 Hz and stored with 60Hz image data synchronously as MP4 files. During robot deployment, the same parallel jaw gripper with embedded microphone is mounted on a UR5 robot arm, shown in Fig. 2 (c). The images and audio are streamed real time through an Elgato HD60 X external capture card into a Ubuntu 22.04.3 desktop.

3.2 Policy Design

We propose an end-to-end closed-loop sensorimotor learning model that takes in RGB images and audio, and output 10-DoF robot actions. (end effector positions, end effector orientation represented in 6D [35], and 1D gripper openness).

Audio Data Augmentation. One key challenge is that the audio signals received during real time robot deployment is very different from the data collected by the hand-held gripper, resulting in a large domain gap between our training and test scenarios, as illustrated in Fig. 2 (b). This is mostly because 1) nonlinear robot motor noises during deployment, 2) out-of-distribution sounds generated by the robot interaction. (e.g. accidentally collide with an object).

To address the domain gap, the key is to augment the training data with noises and guide the model to focus on the invariant task-relevant signals and ignore unpredictable noises. In particular, we randomly sample audio as background noises from ESC-50 [36]. The sounds are normalized to the same scale as the collected sound in the training dataset. We also record 10 samples of robot motor noises under randomly sampled trajectories with same contact microphone location as deployment time. The background noises and robot noises are overlaid to the original audio signal, each with a probability of 0.5. In our experiments, we show that this simple yet effective approach yields better policy performance by enforcing the inductive bias of the model on task-relevant audio signals.

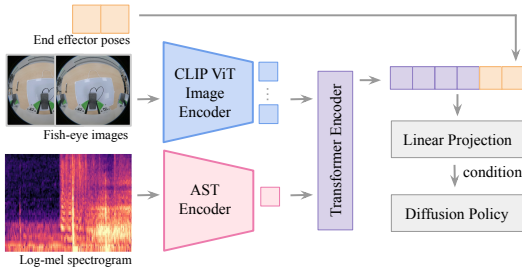


Fig 3: **Network Architecture.**

Vision Encoder. We use a CLIP-pretrained ViT-B/16 model [37] to encode the RGB images. The images are resized into 224x224 resolution with random crop and color jitter augmentation. Images are sampled at 20 Hz and we take images in the past 2 timesteps. Each image is encoded separately using the classification token feature.

Audio Encoder. We use the audio spectrogram transformer (AST) [38] to encode the audio input. AST, similar to a ViT model, leverages attention mechanism to learn better audio representation from spectrogram patches. The intuition behind using a transformer encoder instead of a CNN-based encoder as seen in prior works [26, 28, 25] is that the ‘shift invariance’ that CNN leverages is less suitable to audio spectrograms, as shift in either the time and frequency domain can significantly change the information. In our experiment, we show that training the transformer encoder from scratch outperforms both pre-trained and from-scratch CNN models.




Fig 4: **Attention Visualization.** Interestingly, we find that a policy co-trained with audio attends more on the task-relevant regions (shape of drawing or free space inside the pan). In contrast, the vision only policy often overfits to background structures as a shortcut to estimate contact (e.g., the edge of the whiteboard, table, and room structures).

The audio signal (from last 2-3 seconds depending on the task) is first resampled from 48kHz to 16kHz and converted to a log mel spectrogram using FFT size and window length of 400, hop length of 160, and 64 mel filterbanks. The log-mel spectrograms are linearly normalized to range $[-1, 1]$. We use the classification token feature extracted from the last hidden layer of the AST encoder.

Sensory Fusion. We fuse the vision and audio features using a transformer encoder in a similar fashion as Li et al. [28] to leverage the attention mechanism to weigh the features adaptively at different stages of the task (e.g. vision is important for moving to the target object, whereas audio is important during contact). We concatenate the output features and downsample the dimension to 768 with a linear projection layer. Finally we concatenate the end effector poses (20 Hz) from the past 2 timesteps to the audio-visual feature.

Policy Learning. To model the multimodality intrinsic to human demonstrations, we choose to use a diffusion model with UNet encoders as proposed by Chi et al. [39] as the policy head, conditioned on the observation representation mentioned above in each denoising step. The entire model (Fig. 3), including the above mentioned encoders, is end-to-end trained using the noise prediction MSE loss on future robot trajectories of 16 steps.

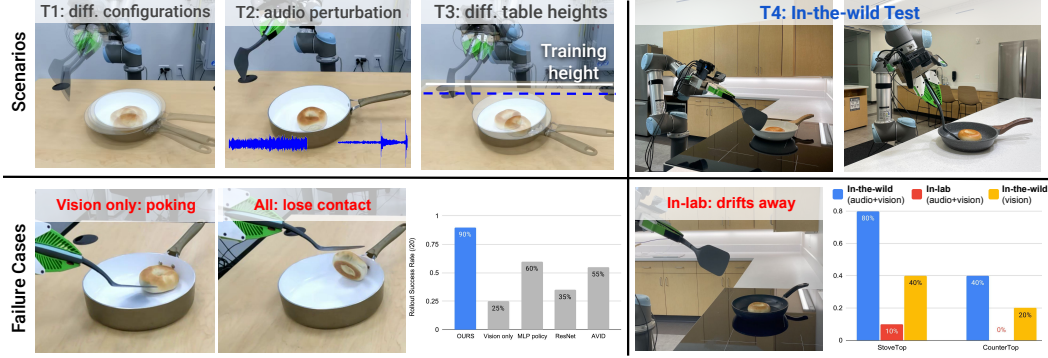


Fig 5: **Flipping Evaluation.** Up: Different test scenarios including both in-lab and in-the-wild environments. Bottom: Typical failure cases and task success rate. More results can be found on the [project website](#). The details (e.g. failure case) for each rollout can be found in appendix.

Audio Latency Matching. During data collection, the vision and audio data are synchronized during recording through the GoPro. During deployment, we calibrated the audio latency to be 0.23; details can be found in appendix. We adopt an approach similar to Chi et al. [34] to compensate for this delay.

4 Evaluation

We study four contact-rich manipulation tasks to show the different capabilities of audio feedback, such as detecting contact events and modes (flipping and wiping), sense object state (pouring) and surface material (taping). In each task, we test the policy under different scenarios and compare with alternative approaches to validate the robustness and generalizability of our approach.

4.1 Flipping Task

The robot is tasked to flip a bagel in a pan from facing down to facing upward using a spatula. To perform this task successfully, the robot needs to sense and switch between different contact modes – precisely insert the spatula between the bagel and the pan, maintain the contact while sliding, and start to tilt up the spatula when the bagel is in contact with the edge of the pan.

Data collection: We collect two types of demonstrations for this task: 115 **in-the-lab** demonstrations, and an additional 274 **in-the-wild** demonstrations collected in 6 different environments using different pans. The hand-held gripper naturally provide haptic feedback upon contact which makes the collection more intuitive comparing to teleoperation. Each demonstration takes about 4-6 seconds to collect.

Test Scenarios: We run 20 rollouts for each policy. To ensure fair comparison, we use the same set of robot and object configurations for evaluations between different methods. We achieve the same object configuration by overlaying their position with respect to a captured image in the camera view. The test configurations can be grouped into four categories:

- T1: Variations in task configuration: different initial robot and object configurations (14 / 40).
- T2: Audio perturbation by playing noises in the background (2 / 40).
- T3: Generalization to unseen table height (4 / 40).
- T4: Generalization to two unseen in-the-wild environments: a black stovetop and a white countertop, the later is more challenging due to unstructured background and lack of similar training data (20 / 40).

Comparisons: In this task, we focus on comparing our results with several ablations of the network design:

- Vision only: the original diffusion policy conditioned on image observations.
- MLP policy: using a MLP with three hidden layers (following Li et al. [28]) instead of action diffusion. The model takes the observation representation and outputs the future action trajectory.
- ResNet: uses a ResNet18 encoder to encode the audio log-mel spectrograms, with an additional CoordConv layer [40] following Li et al. [28].
- AVID: Following the approach by Mejia et al. [25], use a 9-layer CNN audio encoder pre-trained on AudioSet [41] using Audio-Visual Instance Discrimination (AVID) [42].

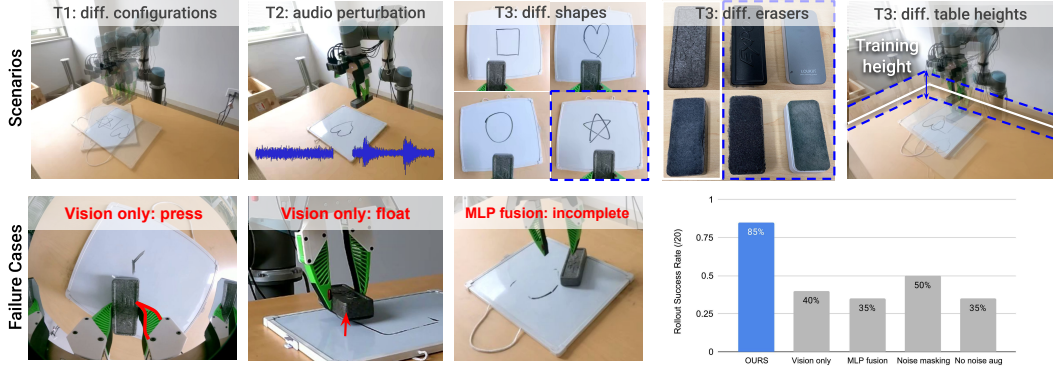


Fig 6: **Wiping Evaluation.** Up: Different test scenarios. Bottom: Typical failure cases and task success rate. [Vision only] policy often fails to maintain proper contact (e.g., either press too hard into the broad or float). [MLP fusion] policy often fails to fully wipe out the drawing and terminate early.

- In-the-wild: For in-the-wild evaluation (T4), we compare our model trained with in-the-wild demonstrations, only in-lab demonstrations, and a [Vision only] baseline trained on in-the-wild data. Details on the in-the-wild dataset can be found in appendix.

Findings: The quantitative result and typical failure cases are visualized in Fig. 5. Our key findings are: 1) Action diffusion yields better behavior comparing to MLP, yet the [MLP policy] that takes in audio data still significantly outperforms [Vision only] diffusion policy. Action diffusion better captures the multimodality in human demonstrations, for example, one might approach the bagel from different directions in different demonstrations. 2) Transformer audio encoder outperforms a CNN-based encoder. We find that training a transformer encoder from scratch yields good performance comparing to using a CNN-based encoder, as shown in the [ResNet] and [AVID] baseline. This is likely because the self-attention mechanism in transformer allows the model to focus more on the frequency regions of task-relevant signals in the spectrogram. 3) In-the-wild data enables generalization to unseen in-the-wild environments. As shown in Fig. 5, policy trained on in-the-wild data significantly outperforms in-lab data on two unseen environments, as the scene diversity in in-the-wild data allows the policy to generalize better to new environments.

4.2 Wiping Task

In this task, the robot is tasked to wipe a shape (e.g. heart, square) drawn on a whiteboard. The robot can start in any initial configuration above the whiteboard and grasp an eraser in parallel to the board. The main challenge of the task is that the robot needs to exert a reasonable amount of contact force on the whiteboard while moving the eraser along the shape. We collect 120 demonstrations and each demonstration takes about 10-15 seconds to complete.

Comparisons: In addition to the vision only baseline, we evaluate the following alternatives for processing and learning from audio data:

- MLP fusion: uses an MLP with 2 hidden layers to fuse the vision and audio features instead of a transformer encoder. This approach was used by Du et al. [26].
- Noise masking: without noise augmentation but instead mask out the audio frequency below 500 Hz, which is the UR5 control frequency.
- No noise aug: without augmenting the audio data with noises during training.

Test Scenarios: We run 20 rollouts for each policy. In addition to the T1 (5 / 20) and T2 (4 / 20) test cases as described above, we also test generalization to unseen table heights, erasers and drawing shape (11 / 20). A detailed breakdown of the test scenarios can be found in appendix.

Findings: The quantitative result and typical failure cases is visualized in Fig. 6. We find that: 1) Contact audio improves robustness and generalizability. Using only images from the wrist-mount camera, it is hard to infer whether the eraser is contacting the board or not, whereas incorporating the contact audio improves the overall success rate from 40% to 85%. The [Vision only] policy fails to generalize to unseen table heights and




Fig 7: **Pouring Evaluation.** In the first row, we show the task definition and generalization scenarios to unseen number of dices and items. The second row shows the typical failure case for each baseline method and the overall task success rate. A breakdown of the substep success rate can be found in appendix.

unseen erasers. To understand the behaviors of the vision only policy and our policy better, we visualize the attention map of the vision encoder in Fig. 4 and find that the model trained with audio attends better to task-relevant features. 2) Noise augmentation is an effective strategy to bridge audio domain gap and increase the system’s robustness to out-of-distribution sounds. Without noise augmentation, the robot is less robust to noises during test time and does not generalize well to unseen table heights, unseen erasers, and unseen shape. Another alternative we study is simply masking out the robot noise regions. Surprisingly, this approach yields slightly better result than [No noise aug] by removing the domain gap caused by robot motor noises. However, this alternative does not successfully address other noises during the robot execution as mentioned in Section 3.2. Lastly, we show 3) the advantage of using transformer to fuse the vision and audio features comparing to using an MLP. Typical failure in [MLP fusion] is that the robot fails to wipe in the area of the shape and stops when the shape is not completely wiped off.

4.3 Pouring Task

In this task, the robot is tasked to pick up the white cup and pour dice out to the pink cup if the white cup is not empty. When finish pouring, the robot needs to place the empty cup down to a designated location. The challenge of the task is that the robot cannot observe whether there are dice in the cup or not given the camera view point both before and after the pouring action. Therefore it needs to leverage a ‘shaking’ action to verify the cup is empty or not.

We collect 100 demonstrations for this task. It takes about 10-15 seconds to collect each demonstration. With the hand-held gripper, we can intuitively demonstrate a ‘shaking’ action that generates vibrations that can be captured by the contact microphone if there are dice inside the cup.

Comparisons: In addition to the vision only baseline, we study how the length of the audio input affects the policy performance with two ablations: one using 1s history audio and one using 10s history audio.

Test Scenarios: We run 12 rollouts for each policy. In addition to the T1 and T2 scenarios, we also tested generalization scenarios (T3) with unseen number of dice (e.g., no dice or > 6 dices) and unseen objects (e.g., screws or beans).

Findings: The quantitative result and typical failure cases is visualized in Fig. 7. Our key findings in the experiments are: 1) When combined with information seeking action, audio can provide critical state information beyond visual observations. As illustrated in the figure, the vision only policy fails to execute the pour action as it cannot infer whether there’s dice in the cup or not, whereas the policy with audio feedback can leverage vibrations to infer this information and generalize to objects with similar sounds (e.g. screws). 2) Policy performance is sensitive to audio history length. As shown in the result, [1s audio] yields significantly lower performance since the shortened audio window does not contain sufficient information to guide robot actions. [10s audio] shows that even though longer audio window contains sufficient information, it increases the complexity of the learning process and require a higher capacity model.



Fig 8: **Taping Evaluation.** In the first row, we show the task definition. The second row shows the typical failure case for each method and the overall task success rate. A breakdown of the substep success rate can be found in appendix.

4.4 Taping Task

The robot is tasked to choose the ‘hook’ tape from several tapes (either ‘hook’ or ‘loop’) and strap wires by attaching the ‘hook’ tape to a ‘loop’ tape underneath the wires. We collect 200 demonstrations in total, with a ‘sliding’ primitive where we use the tip of the gripper finger to slide along the tape.

Comparisons: In addition to vision only, we compare the following baselines:

- Env Mic: Instead of using a contact microphone, we mount a Rode VideoMic GO II directional microphone on the GoPro camera for both data collection and deployment to collect the audio signals.
- Noise Reduction: Instead of applying training time noise augmentation, we evaluated an alternative method that uses a test-time noise reduction algorithm. The algorithm estimates a noise threshold for each frequency and applies a smoothed mask on the spectrogram [43]. More details can be found in appendix.

Test Scenarios: We run 10 rollouts in total, each time the robot is presented 2-4 velcro tapes in random order with at least one is a ‘hook’ tape.

Findings. 1) Contact microphone is sufficiently sensitive to different surface materials. As shown in Fig. 8, the vision only policy makes random decisions and yields a 20% success rate. Similarly the system uses environment microphone achieves similar result as the [Vision only] method, as it fails to pick up the subtle differences between the surface material. In contrast, by leveraging the contact microphone, our method is able to reliably guide the robot to pick up the correct tape. 2) Training-time noise augmentation is more effective than test-time noise reduction. This is because the noise cancellation algorithm causes the signal to be deprecated, resulting in domain gap between training and testing. On the other hand, our noise augmentation method preserves the frequency distribution of the original signals. Visualization can be found in appendix.

4.5 Limitations and Future Directions

On the data front, even though the contact microphone can pick up a wide range of audio signals, it may not be useful in certain scenarios (e.g. for deformable objects such as cloth or certain quasi-static tasks) where the interaction does not generate salient signals, and can easily become imperceptible due to robot motor noises during deployment. On the policy learning front, while we find the current policy network architecture achieves good performance on several tasks, it does not leverage the fact that audio signal are received at a higher frequency than images and can be used to learn more reactive behaviors. Future work can consider a hierarchical network architecture [44] that infers higher frequency actions from audio inputs.

5 Conclusion

Audio signals reveal rich information about the robot interaction and object properties, which can ease the learning of contact-rich robot manipulation policies. We present ManiWAV, an in-the-wild audio-visual data collection and policy learning framework. We design an ‘ear-in-hand’ gripper to collect human demonstrations that can be directly used to train robot policies through behavior cloning. By learning an effective audio-visual representation as condition to the diffusion policy, our method outperforms several alternative approaches on four contact-rich manipulation tasks, and generalizes to unseen in-the-wild environments.

Acknowledgments

The authors would like to thank Yifan Hou and Zhenjia Xu for their help with discussions and setup of real-world experiments, Karan Singh for assistance with audio visualization and data collection. In addition, we would like to thank all REALab members: Huy Ha, Mandi Zhao, Mengda Xu, Xiaomeng Xu, Chuer Pan, Austin Patel, Yihuai Gao, Haochen Shi, Dominik Bauer, Samir Gadre for fruitful technical discussions and emotional support. The authors would also like to specially thank Xiaoran ‘Van’ Fan for his help with task brainstorm and audio expertise. This work was supported in part by the Toyota Research Institute, NSF Award #2143601, #2132519 and Sloan Fellowship. The views and conclusions contained herein are those of the authors and should not be interpreted as necessarily representing the official policies, either expressed or implied, of the sponsors.

References

- [1] Q. Li, O. Kroemer, Z. Su, F. F. Veiga, M. Kaboli, and H. J. Ritter. A review of tactile information: Perception and action through touch. *IEEE Transactions on Robotics*, 36(6):1619–1634, 2020.
- [2] U. Kim, D.-H. Lee, Y. B. Kim, D.-Y. Seok, and H. R. Choi. A novel six-axis force/torque sensor for robotic applications. *IEEE/ASME Transactions on mechatronics*, 22(3):1381–1391, 2016.
- [3] M. Y. Cao, S. Laws, and F. R. y Baena. Six-axis force/torque sensors for robotics applications: A review. *IEEE Sensors Journal*, 21(24):27238–27251, 2021.
- [4] W. Yuan, S. Dong, and E. H. Adelson. Gelsight: High-resolution robot tactile sensors for estimating geometry and force. *Sensors*, 17(12):2762, 2017.
- [5] A. Alspach, K. Hashimoto, N. Kuppuswamy, and R. Tedrake. Soft-bubble: A highly compliant dense geometry tactile sensor for robot manipulation. In *2019 2nd IEEE International Conference on Soft Robotics (RoboSoft)*, pages 597–604. IEEE, 2019.
- [6] K. Shimonomura. Tactile image sensors employing camera: A review. *Sensors*, 19(18):3933, 2019.
- [7] N. Kuppuswamy, A. Alspach, A. Uttamchandani, S. Creasey, T. Ikeda, and R. Tedrake. Soft-bubble grippers for robust and perceptive manipulation. In *2020 IEEE/RSJ International Conference on Intelligent Robots and Systems (IROS)*, pages 9917–9924. IEEE, 2020.
- [8] G. Zhang, Y. Du, H. Yu, and M. Y. Wang. Deltact: A vision-based tactile sensor using a dense color pattern. *IEEE Robotics and Automation Letters*, 7(4):10778–10785, 2022.
- [9] S. Zhang, Z. Chen, Y. Gao, W. Wan, J. Shan, H. Xue, F. Sun, Y. Yang, and B. Fang. Hardware technology of vision-based tactile sensor: A review. *IEEE Sensors Journal*, 22(22):21410–21427, 2022.
- [10] Y. Luo, Y. Li, P. Sharma, W. Shou, K. Wu, M. Foshey, B. Li, T. Palacios, A. Torralba, and W. Matusik. Learning human–environment interactions using conformal tactile textiles. *Nature Electronics*, 4(3): 193–201, 2021.
- [11] B. Xu, L. Zhong, G. Zhang, X. Liang, D. Virtue, R. Madan, and T. Bhattacharjee. Cushsense: Soft, stretchable, and comfortable tactile-sensing skin for physical human-robot interaction. *arXiv preprint arXiv:2405.03155*, 2024.
- [12] J. Egli, B. Forrai, T. Buchner, J. Su, X. Chen, and R. K. Katzschmann. Sensorized soft skin for dexterous robotic hands. *arXiv preprint arXiv:2404.19448*, 2024.
- [13] S. Zhang, Y. Yang, F. Sun, L. Bao, J. Shan, Y. Gao, and B. Fang. A compact visuo-tactile robotic skin for micron-level tactile perception. *IEEE Sensors Journal*, 2024.
- [14] M. A. Lee, Y. Zhu, K. Srinivasan, P. Shah, S. Savarese, L. Fei-Fei, A. Garg, and J. Bohg. Making sense of vision and touch: Self-supervised learning of multimodal representations for contact-rich tasks. In *2019 International Conference on Robotics and Automation (ICRA)*, pages 8943–8950. IEEE, 2019.

- [15] J. Kerr, H. Huang, A. Wilcox, R. Hoque, J. Ichnowski, R. Calandra, and K. Goldberg. Self-supervised visuo-tactile pretraining to locate and follow garment features. *arXiv preprint arXiv:2209.13042*, 2022.
- [16] Y. Chen, M. Van der Merwe, A. Sipos, and N. Fazeli. Visuo-tactile transformers for manipulation. In *6th Annual Conference on Robot Learning*, 2022.
- [17] Y. Wi, A. Zeng, P. Florence, and N. Fazeli. Virdo++: Real-world, visuo-tactile dynamics and perception of deformable objects. *arXiv preprint arXiv:2210.03701*, 2022.
- [18] I. Guzey, B. Evans, S. Chintala, and L. Pinto. Dexterity from touch: Self-supervised pre-training of tactile representations with robotic play. *arXiv preprint arXiv:2303.12076*, 2023.
- [19] Y. Liu, X. Xu, W. Chen, H. Yuan, H. Wang, J. Xu, R. Chen, and L. Yi. Enhancing generalizable 6d pose tracking of an in-hand object with tactile sensing. *IEEE Robotics and Automation Letters*, 2023.
- [20] M. Ono, B. Shizuki, and J. Tanaka. Sensing touch force using active acoustic sensing. In *Proceedings of the Ninth International Conference on Tangible, Embedded, and Embodied Interaction*, pages 355–358, 2015.
- [21] X. Fan, D. Lee, Y. Chen, C. Prepscius, V. Isler, L. Jackel, H. S. Seung, and D. Lee. Acoustic collision detection and localization for robot manipulators. In *2020 IEEE/RSJ International Conference on Intelligent Robots and Systems (IROS)*, pages 9529–9536. IEEE, 2020.
- [22] X. Fan, R. Simmons-Eidler, D. Lee, L. Jackel, R. Howard, and D. Lee. Aurasense: Robot collision avoidance by full surface proximity detection. In *2021 IEEE/RSJ International Conference on Intelligent Robots and Systems (IROS)*, pages 1763–1770. IEEE, 2021.
- [23] S. Lu and H. Culbertson. Active acoustic sensing for robot manipulation. In *2023 IEEE/RSJ International Conference on Intelligent Robots and Systems (IROS)*, pages 3161–3168, 2023. doi:10.1109/IROS55552.2023.10342481.
- [24] G. Zöllner, V. Wall, and O. Brock. Active acoustic contact sensing for soft pneumatic actuators. In *2020 IEEE International Conference on Robotics and Automation (ICRA)*, pages 7966–7972. IEEE, 2020.
- [25] J. Mejia, V. Dean, T. Hellebrekers, and A. Gupta. Hearing touch: Audio-visual pretraining for contact-rich manipulation. *arXiv preprint arXiv:2405.08576*, 2024.
- [26] M. Du, O. Y. Lee, S. Nair, and C. Finn. Play it by ear: Learning skills amidst occlusion through audio-visual imitation learning. *arXiv preprint arXiv:2205.14850*, 2022.
- [27] A. Thankaraj and L. Pinto. That sounds right: Auditory self-supervision for dynamic robot manipulation. *arXiv preprint arXiv:2210.01116*, 2022.
- [28] H. Li, Y. Zhang, J. Zhu, S. Wang, M. A. Lee, H. Xu, E. Adelson, L. Fei-Fei, R. Gao, and J. Wu. See, hear, and feel: Smart sensory fusion for robotic manipulation. *arXiv preprint arXiv:2212.03858*, 2022.
- [29] R. Gao, Z. Si, Y.-Y. Chang, S. Clarke, J. Bohg, L. Fei-Fei, W. Yuan, and J. Wu. Objectfolder 2.0: A multisensory object dataset for sim2real transfer. In *Proceedings of the IEEE/CVF conference on computer vision and pattern recognition*, pages 10598–10608, 2022.
- [30] R. Gao, Y. Dou, H. Li, T. Agarwal, J. Bohg, Y. Li, L. Fei-Fei, and J. Wu. The objectfolder benchmark: Multisensory learning with neural and real objects. In *Proceedings of the IEEE/CVF Conference on Computer Vision and Pattern Recognition*, pages 17276–17286, 2023.
- [31] Z. Liu, A. Bahety, and S. Song. Reflect: Summarizing robot experiences for failure explanation and correction. In *Conference on Robot Learning*, pages 3468–3484. PMLR, 2023.
- [32] V. Chu, R. A. Gutierrez, S. Chernova, and A. L. Thomaz. Real-time multisensory affordance-based control for adaptive object manipulation. In *2019 International Conference on Robotics and Automation (ICRA)*, pages 7783–7790, 2019. doi:10.1109/ICRA.2019.8793860.

- [33] See, feel, act: Hierarchical learning for complex manipulation skills with multisensory fusion. *Science Robotics*, 4(26):eaav3123, 2019.
- [34] C. Chi, Z. Xu, C. Pan, E. Cousineau, B. Burchfiel, S. Feng, R. Tedrake, and S. Song. Universal manipulation interface: In-the-wild robot teaching without in-the-wild robots. *arXiv preprint arXiv:2402.10329*, 2024.
- [35] Y. Zhou, C. Barnes, J. Lu, J. Yang, and H. Li. On the continuity of rotation representations in neural networks. In *Proceedings of the IEEE/CVF conference on computer vision and pattern recognition*, pages 5745–5753, 2019.
- [36] K. J. Piczak. ESC: Dataset for Environmental Sound Classification. In *Proceedings of the 23rd Annual ACM Conference on Multimedia*, pages 1015–1018. ACM Press. ISBN 978-1-4503-3459-4. doi:10.1145/2733373.2806390. URL <http://dl.acm.org/citation.cfm?doid=2733373.2806390>.
- [37] A. Dosovitskiy, L. Beyer, A. Kolesnikov, D. Weissenborn, X. Zhai, T. Unterthiner, M. Dehghani, M. Minderer, G. Heigold, S. Gelly, et al. An image is worth 16x16 words: Transformers for image recognition at scale. *arXiv preprint arXiv:2010.11929*, 2020.
- [38] Y. Gong, Y.-A. Chung, and J. Glass. Ast: Audio spectrogram transformer. *arXiv preprint arXiv:2104.01778*, 2021.
- [39] C. Chi, S. Feng, Y. Du, Z. Xu, E. Cousineau, B. Burchfiel, and S. Song. Diffusion policy: Visuomotor policy learning via action diffusion. *arXiv preprint arXiv:2303.04137*, 2023.
- [40] R. Liu, J. Lehman, P. Molino, F. Petroski Such, E. Frank, A. Sergeev, and J. Yosinski. An intriguing failing of convolutional neural networks and the coordconv solution. *Advances in neural information processing systems*, 31, 2018.
- [41] J. F. Gemmeke, D. P. W. Ellis, D. Freedman, A. Jansen, W. Lawrence, R. C. Moore, M. Plakal, and M. Ritter. Audio set: An ontology and human-labeled dataset for audio events. In *2017 IEEE International Conference on Acoustics, Speech and Signal Processing (ICASSP)*, pages 776–780, 2017. doi:10.1109/ICASSP.2017.7952261.
- [42] P. Morgado, N. Vasconcelos, and I. Misra. Audio-visual instance discrimination with cross-modal agreement. In *Proceedings of the IEEE/CVF conference on computer vision and pattern recognition*, pages 12475–12486, 2021.
- [43] T. Sainburg. timsainb/noisereduce: v1.0, June 2019. URL <https://doi.org/10.5281/zenodo.3243139>.
- [44] S. Saxena, M. Sharma, and O. Kroemer. Mrest: Multi-resolution sensing for real-time control with vision-language models. *arXiv preprint arXiv:2401.14502*, 2024.

Appendix

A Method Details

A.1 Audio Latency Calibration

Similar to using a clapperboard in film production, we tap on the contact microphone and match the time between the frame when the finger is observed to be in contact with the microphone and the corresponding audio signal captured by the contact microphone. A visual illustration is shown in Fig. 9. The audio is received about 0.06s after the image is received, as a result the total audio latency is $0.17 + 0.06 = 0.23$ s, where 0.17s is the calibrated image latency following the approach in [34].

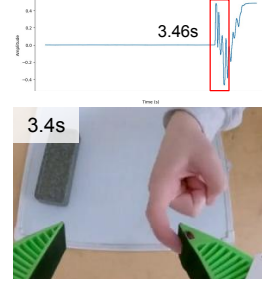


Fig 9

A.2 Model Details

Image Augmentation. Each image is randomly cropped with a 95% ratio and then resized to its original resolution in the replay buffer. To make the learned model more robust to different lighting conditions at test time, we apply ColorJitter augmentation with brightness 0.3, contrast 0.4, saturation 0.5, and hue 0.08.

Transformer Encoder. We use one transformer encoder layer with 8 heads to fuse the vision and audio features. We set feedforward dimension to 2048 and dropout ratio to 0.0.

End-to-End Training Details. For each task, the entire model is end-to-end trained on 2 NVIDIA GeForce RTX 3090 GPUs for 60 epochs, with a batch size of 64. We use the AdamW optimizer with $lr=1e-4$, $\beta_{1,2}=[0.95, 0.999]$, $\epsilon=1.0e-8$, $weight_decay=1.0e-6$, and apply EMA (Exponential Moving Average) on the weights.

B Evaluation Details

B.1 In-the-Wild Data Collection



Fig 10: Example Scenes in the In-the-Wild Dataset.

We collect 274 in the wild data for the bagel flipping task in total, including 52 in a conference room, 37 and 44 in two kitchens, 46 in an office, 76 on lounge tables, and 19 in a cafe, using 4 different pans. Examples of the environments are shown in Fig. 10.

B.2 Result Details

B.2.1 Pouring Task

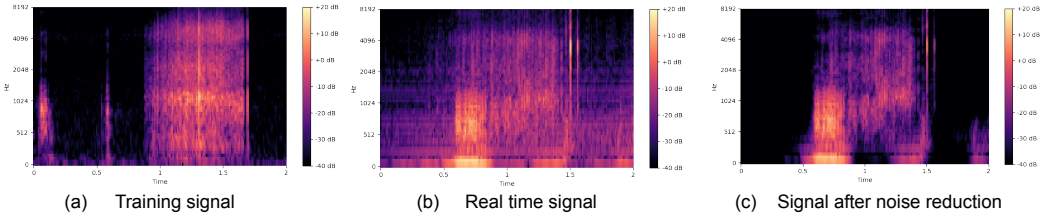


Fig 11: Spectrogram Visualization.

A breakdown of the success rate for each substep in the pouring task is shown in Tab. 1. ‘Grasp’ is successful if the robot grasps the white cup stably in its end effector, ‘Pour’ is successful if the robot pours all objects in the white cup to the pink cup on the table, ‘Place’ is successful if the robot places the white cup on the table after pouring. By using audio feedback to infer the object state (whether there’s object in the cup or not), our method is able to reliably guide the policy to pour objects and place the cup, whereas the baselines either never executes the pour action or the place action, resulting in low substep success rate. Videos of the policy rollouts can be found on the [project website](#).

	Grasp	Pour	Place
OURS	90	100	90
Vision only	100	0	8.3
1s audio	91.7	30	0
10s audio	100	60	16.7

Table 1: Success Rate Breakdown.

B.2.2 Taping Task

A breakdown of the success rate for each sub-step in the taping task is shown in Tab. 2. ‘Touch’ is successful if the robot slides along the tape while maintaining contact, ‘Sense’ is successful if the robot chooses the correct tape, ‘Pick’ is successful if the robot successfully grasps the tape. ‘Place’ is successful if the robot successfully places the tape on top of the wires. By leveraging audio feedback to infer the object surface material (whether the tape is a ‘hook’ or ‘loop’), our method is able to reliably guide the policy to choose the correct tape whereas the baselines make random decisions, as shown in the ‘Sense’ step success rate. Videos of the policy rollouts can be found on the [project website](#).

	Touch	Sense	Pick	Place
OURS	90	90	80	80
Vision only	80	30	90	80
Env Mic	80	30	90	40
Noise Reduction	80	40	90	90

Table 2: Success Rate Breakdown.

Noise Reduction Algorithm. We use the non-stationary noise reduction method introduced in [43]. The algorithm computes a spectrogram from the audio waveform, and then apply IIR filter forward and backward on each frequency channel to obtain a time-smoothed version of the spectrogram. A mask is then computed base on the spectrogram from estimating a noise threshold for each frequency band of the signal/noise. And finally, a smoothed, inverted version of the mask is applied on the original spectrogram to cancel noise. In our experiments, we apply this algorithm directly on the real time audio signals before feeding it to the model for inference. In Fig. 11, we show spectrogram visualization of the real time signal (b) and the signal after reduction (c). Even though the noise reduction seems to successfully remove most of the robot noises and some other background noises, it does not preserve the original signal well, and still result in domain gap as comparing to the training signal (a).

B.2.3 Wiping Task

We listed out each test scenario in the wiping task evaluation and success (1) / failure (0) for each method. ‘Float’ means the robot keeps floating above the board without contacting the board before it wipes off the shape. ‘Press’ means the robot exerts too much force downward and causes the gripper to bend against the board. ‘Incomplete’ means the robot fails to follow the shape, either stops wiping early or wipes in wrong location.

	Test Scenario	OURS	Vision only	MLP fusion	Noise masking	No noise aug
0	T1 (square)	1	1	0 (incomplete)	0 (press)	1
1	T1 (heart)	1	1	0 (incomplete)	1	0 (press)
2	T1 (circle)	1	0 (incomplete)	1	1	1
3	T3 (star)	1	1	1	0 (press)	0 (press)
4	T3 (+1 inch)	1	0 (float)	0 (incomplete)	1	0 (incomplete)
5	T3 (+5 inch)	1	0 (press)	0 (incomplete)	0 (press)	0 (press)
6	T3 (changing height)	1	0 (float)	0 (float)	0 (press)	1
7	T3 (changing height)	1	0 (press)	0 (incomplete)	0 (press)	0 (press)
8	T2 (white noise)	1	1	0 (press)	1	1
9	T2 (white noise)	1	1	1	1	1
10	T2 (construction noise)	1	1	1	0 (press)	0 (press)
11	T2 (music)	0 (float)	1	0 (incomplete)	1	0 (incomplete)
12	T1 (board orientation)	0 (float)	0 (float)	0 (float)	0 (float)	0 (incomplete)
13	T1 (board position)	1	1	0 (incomplete)	1	1
14	T3 (unseen eraser)	1	0 (float)	0 (press)	0 (press)	0 (press)
15	T3 (unseen eraser)	1	0 (incomplete)	1	1	0 (press)
16	T3 (-1 inch)	1	0 (float)	1	1	0 (float)
17	T3 (-1 inch)	1	0 (float)	0 (incomplete)	0 (press)	0 (press)
18	T3 (-2 inch)	0 (float)	0 (float)	1	1	0 (float)
19	T3 (-2 inch)	1	0 (float)	0 (incomplete)	0 (press)	1
	Success rate	85%	40%	35%	50%	35%

Table 3: Wiping Test Scenario Breakdown.

As we can see from Tab. 3, ‘Float’ and ‘Press’ are most common in the [Vision only] baseline especially when the table height is different than training, likely due to the fact that it’s insufficient to infer contact from the top-down view wrist-mount camera image alone (as shown in Fig. 12).

The most common failure case in [MLP fusion] is ‘incomplete’, where the robot stops wiping and releases the eraser before the shape is completely wiped off. We hypothesize that this is because simply fusing vision and audio features with MLP layers lose information that’s crucial for inferring the stage of the task.

Without noise augmentation, the policy exhibits various unexpected behaviors including ‘press’, ‘incomplete’, and ‘float’, because of the big domain gap between training and testing. The policy achieves better performance by simply masking out the robot noise frequency range in the [Noise masking] baseline, however, it still fails half of the time and most of the failure cases are ‘pressing’ too hard against the board.




Fig 12: Camera view in the wiping task.

B.2.4 Flipping Task

We listed out each test scenario in the bagel flipping task evaluation and success (1) / failure (0) for each method. ‘Poke’ means that the robot pokes the spatula on the side of the bagel instead of inserting the spatula between the pan and the bottom of the bagel. ‘Lose’ means the robot loses contact with the bagel before it is flipped, as a result, the bagel falls back to its original side. ‘Displace’ means that the spatula is displaced in the robot end effector as comparing to its initial pose, as a result of the robot keeps moving down instead of switching to slide the spatula along the bottom of the pan.

	Test Scenario	OURS	Vision only	MLP policy	ResNet	AVID
0	T1	1	0 (lose)	1	0 (poke)	1
1	T1	1	0 (lose)	0 (displace)	1	0 (lose)
2	T1	1	0 (poke)	1	0 (displace)	0 (displace)
3	T1	1	0 (lose)	0 (poke)	1	1
4	T1	1	1	1	1	0 (lose)
5	T1	0 (lose)	0 (lose)	1	0 (displace)	1
6	T1	1	0 (lose)	1	1	1
7	T1	1	0 (poke)	0 (displace)	0 (poke)	1
8	T1	1	1	1	0 (displace)	0 (poke)
9	T1	1	1	0 (lose)	1	1
10	T1	1	1	1	0 (displace)	1
11	T1	1	0 (poke)	0 (poke)	0 (displace)	1
12	T1	1	0 (poke)	1	1	1
13	T1	1	0 (lose)	0 (lose)	0 (poke)	1
14	T2 (clap)	1	0 (poke)	1	1	0 (displace)
15	T2 (construction noise)	1	0 (poke)	1	0 (stuck)	1
16	T3 (unseen height)	1	1	1	1	0 (displace)
17	T3 (unseen height)	0 (lose)	0 (poke)	0 (lose)	0 (displace)	0 (lose)
18	T3 (unseen height)	1	0 (lose)	1	0 (poke)	0 (displace)
19	T3 (unseen height)	1	0 (displace)	0 (lose)	0 (displace)	0 (displace)
	Success rate	90%	25%	60%	35%	55%

Table 4: Flipping Test Scenario Breakdown.

For all T1 scenarios, we randomize the robot initial pose and object positions (e.g. bagel and pan). We can observe that the [Vision only] policy does not generalize well across initial configurations and most failure cases are either poking on the side of the bagel (since it’s hard to infer from the image alone if the spatula is contacting the bottom of the pan), or losing contact with the bagel early before it can be flipped.

Using a [ResNet] and [AVID] audio encoder results in the spatula to ‘displace’ most of the times, likely because the model is not sensitive enough to the sound feedback of spatula touching the bottom of the pan, and as a result keeps moving downward and causes the spatula to displace.