

Modeling the Efficiency and Effective Temperature of Bacterial Heat Engines

Roland Wiese,^{1,*} Klaus Kroy,¹ and Viktor Holubec^{2,†}

¹*Institute for Theoretical Physics, Leipzig University, 04103 Leipzig, Germany*

²*Faculty of Mathematics and Physics, Charles University, CZ-180 00 Prague, Czech Republic*

(Dated: July 2, 2024)

We present a Brownian dynamics simulation of the bacterial Stirling engine studied by *Krishnamurthy et al., Nat. Phys. 12, 1134 (2016)*. In their experimental setup, an overdamped colloid in an optical trap with time-modulated stiffness interacts with a bacterial bath that we represent by an ensemble of overdamped active particles. In the parameter regime of the experiment the thermodynamic performance is governed by an effective temperature and can be parametrized analytically by active Brownian particle models. We quantitatively reproduce the efficiencies reported for the experiments under the assumption that energy exchange with the bath during isochores of the cycle is entirely recuperated and in agreement with the second law.

I. INTRODUCTION

Thermodynamic heat engines convert disordered forms of energy or “heat” into systematic work. Their efficiency is limited by universal temperature-dependent bounds dictated by the second law of thermodynamics. These extend to non-classical baths, be they quantum-mechanical [1, 2], relativistic or “active” [3–5], as long as their energy supply can be characterized by an effective temperature, which seems a *sine qua non* condition for speaking of a heat bath, at all.

Recent developments in micro-manipulation techniques now allow the realization of heat engines based on a single Brownian particle [6]. A remarkable engine of this kind [3] is based on a particle immersed in a solution of living bacteria, serving as a paradigmatic example of a non-equilibrium bath. The authors of Ref. [3] reported that they operate their engine along a Stirling cycle, with efficiencies surpassing the corresponding ultimate thermodynamic bound attained for diverging bath temperature. This result is perplexing because the gain in efficiency seemingly cannot be explained just by the large effective temperature reached by virtue of the broken zeroth law (since the non-equilibrium bath degrees of freedom do not thermalize with its surroundings) [4].

The authors of the experimental paper argued that their results follow from the non-Gaussianity of the noise [3], but this explanation was later shown to be insufficient [4, 7]. During the past few years, several studies attempted to crack the puzzle either by considering the dependence of the effective temperature on stiffness [4], a complicated memory of the active bath [7–11], or the temperature dependence of the bath activity [12]. But none of these explanations seem entirely convincing, as very specific dependencies of the effective temperature or non-Markovian effects are required to reproduce at least a part of the observed efficiency as a function of the effective temperature [3].

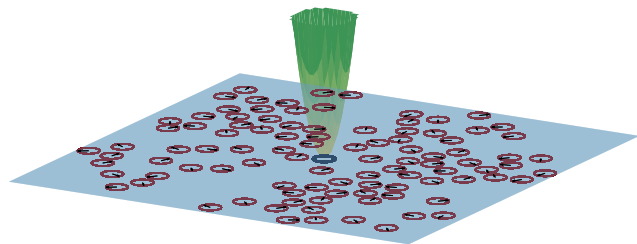


FIG. 1. Snapshot of the simulated two-dimensional setup: The Brownian probe (blue disk) confined by the harmonic potential (green cone) diffuses in an equilibrium solvent (blue, modeled as a standard Markovian heat bath) containing active Brownian particles (red circles) to represent the active bacterial bath component, as employed in the experimental setup of Ref. [3].

To resolve the issue, we performed computer simulations faithful to the experiments described in Ref. [3]. An overdamped colloidal probe particle is trapped in a harmonic potential and diffusing in a generic bath of active Brownian particles, as sketched in Fig. 1. We tuned the model parameters according to the experiments, including the Stirling-like time-dependent protocols for trap stiffness, bath temperature, and activity. As in the experiments, the resulting cycles were quasi-static. In such a case, the effective temperature $T_{\text{eff}} = k\sigma/2k_B$ is simply given by the product of the position variance σ and the trap stiffness k [4, 13]. We checked that T_{eff} can be obtained with reasonable precision when sampling the data with the measurement frequency applied in the experiments (our first main result, shown in Fig. 4). The resulting T_{eff} depends on the trap stiffness k so that the actual cycle in the $T_{\text{eff}} - k$ plane is no longer of the Stirling type.

The efficiency $\eta = W_{\text{out}}/Q_{\text{in}}$ of the engine, defined as the output work per cycle, W_{out} , over the energy accepted from the reservoir during the isochoric expansion and the hot isotherm, Q_{in} , falls below the upper limit of the Stirling efficiency, $1/[1 + 1/\log(k_{\text{max}}/k_{\text{min}})]$, reached for an infinite temperature difference (where k_{max} and k_{min} are the upper and lower bounds on the trap stiffness during

* wiese@itp.uni-leipzig.de

† viktor.holubec@mff.cuni.cz

the cycle). It is thus significantly smaller than the efficiency reported in Ref. [3]. On the other hand, when we calculate the efficiency as $\eta^* = W_{\text{out}}/Q_{\text{in}}^*$, where Q_{in}^* is just the energy accepted from the reservoir during the hot isotherm, we obtain perfect agreement with the experimental data, shown in Fig. 5, as our second main result. This strongly suggests that the authors of Ref. [3] actually applied this alternative definition of efficiency, which pertains to Stirling cycles with a perfect recuperation mechanism that conserves the heat interchanged during the isochoric branches. While this is often a reasonable definition for classical, macroscopic Stirling engines, we are unaware of possible recuperation mechanisms that allow to reuse the energy interchanged with bacterial baths.

The predictions for reversible efficiencies of the Carnot and Stirling cycles, expressed in terms of the (correctly chosen) effective temperature difference ΔT_{eff} , are consistent with the efficiencies obtained by directly measuring input energy and output work both in simulation and experiments, contrary to the conclusion in Ref. [3]. Moreover, the measured profile of effective temperatures during the cycle can very well be fitted, both for our simulations and for the experiments [3], by the effective temperature of an active Brownian particle or an active Ohrstein-Uhlenbeck particle trapped in a harmonic potential. Both toy models can thus serve as effective models for the passive tracer together with its active bath. This allows us to obtain analytical formulas for η and η^* , shown to nicely agree with our numerical data and the experimental data from Ref. [3], in Fig. 5.

The interesting question of which of these simple effective processes can better reproduce features of the setup beyond its average thermodynamics, i.e., its stochastic thermodynamics, is addressed in an accompanying paper [14].

The rest of the paper is structured as follows: in the following Sec. II, we detail our numerical model, the protocol, and the experimentally motivated parameter values. Section III contains definitions of work, heat, efficiency, and effective temperature of the studied setup. Furthermore, it contains analytical results for these variables obtained using the mentioned effective toy models, namely the active Brownian particle model and the active Ohrstein-Uhlenbeck model. Readers familiar with these theoretical aspects of the analysis of active Brownian heat engines can skip the theoretical part and directly consult our simulation results in Sec. IV. We conclude in Sec. V.

II. MODEL OF A BACTERIAL HEAT ENGINE

The experiment described in Ref. [3] utilizes a quasi-two-dimensional setup, where optical tweezers are employed to trap a colloidal probe that diffuses in a bath of bacteria suspended in a water solvent, as illustrated in Fig. 1. We model the probe in water as a soft overdamped

Brownian particle with diameter d , and the bacteria by soft active Brownian particles of the same diameter.

The optical tweezers induce an approximately harmonic potential $U(\mathbf{r}) = k\mathbf{r}^2/2$ with stiffness k , and we assume that this potential is felt only by the probe. While optical tweezers are commonly applied to manipulate bacteria, the authors of Ref. [3] reduced the trapping of bacteria by the optical tweezers by adding glycerol to the solution, rendering our approximation reasonable.

We assume that the interactions between the probe and the bacteria, as well as between the individual bacteria, derive from the soft repulsive pair potential

$$V(r) = 4\epsilon \left[\left(\frac{d}{r}\right)^6 - \left(\frac{d}{r}\right)^3 + \frac{1}{4} \right] \quad (1)$$

with energy scale ϵ and cutoff at the interparticle distance $r = 2^{1/3}d$, i.e. $V(r > 2^{1/3}d) = 0$, providing the particles with the “soft radius” d .

The probe position vector \mathbf{r} thus obeys the Langevin equation

$$\dot{\mathbf{r}} = \mu\mathbf{F} - \mu k\mathbf{r} + \sqrt{2D_t}\boldsymbol{\xi}, \quad (2)$$

and the dynamics of the “bacterial” position vectors \mathbf{r}_i and orientations θ_i , $i = 1, \dots, N$, are described by the Langevin equations

$$\begin{aligned} \dot{\mathbf{r}}_i &= \mu\mathbf{F}_i + v_a\mathbf{n}_i + \sqrt{2D_t}\boldsymbol{\xi}_i, \\ \dot{\theta}_i &= \sqrt{2D_r}\nu_i. \end{aligned} \quad (3)$$

The repulsive forces read $\mathbf{F} = -\sum_i \nabla_{\mathbf{r}} V(|\mathbf{r} - \mathbf{r}_i|)$ and $\mathbf{F}_i = -\sum_j \nabla_{\mathbf{r}_i} V(|\mathbf{r}_i - \mathbf{r}_j|) - \nabla_{\mathbf{r}_i} V(|\mathbf{r}_i - \mathbf{r}|)$. The probe and the active bath particles experience mutually independent unbiased Gaussian white noises $\boldsymbol{\xi}$ and $\boldsymbol{\xi}_i$ with translational diffusivity $D_t = \mu k_B T$, given by the temperature T , Boltzmann’s constant k_B , and mobility μ . The interaction energy is set to $\epsilon = 50k_B T_c$ for the minimum solvent temperature T_c . For the active particles, we moreover need to account for the diffusion of their orientations $\mathbf{n}_i = (\cos \theta_i, \sin \theta_i)$, along which they self-propel at constant speed v_a , due to mutually independent unbiased Gaussian white noises ν_i with rotational diffusivity D_r .

The dynamical equations are solved (iteratively) using Brownian dynamics simulations with time step $dt = 20 \mu\text{s}$ inside a square box of side length L with periodic boundary conditions.

A. Parameters, units & microscopic Stirling cycle

We have chosen the parameters as close as possible to the experiment [3]. We fixed the diameters of the probe and the bacteria to $d = 1 \mu\text{m}$. (For a discussion of the effect of choosing different sizes for the probe and bacteria, see Ref. [14].) The volume fraction $\phi = N\pi d^2/4L^2$ of the bacteria was kept constant at the relatively low value

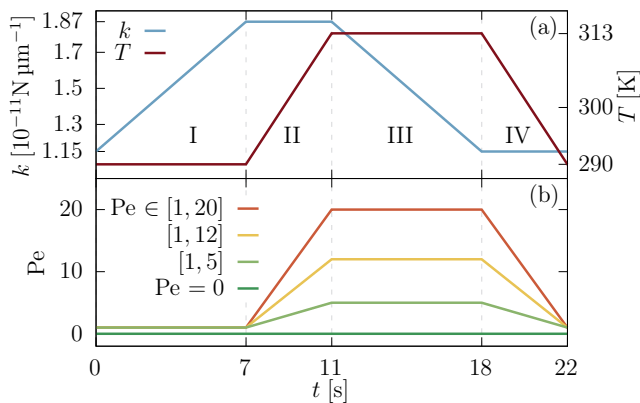


FIG. 2. Periodic protocols for the trap stiffness $k(t)$, solvent temperature $T(t)$ in (a) and the bath particles' Péclet number $Pe(t)$ in (b), as employed in the simulations.

$\phi = 0.2$ to ensure that rare head-on collisions responsible for the large tails in the position distribution of the probe [15, 16] were captured. All simulations were performed with $N = 100$ bacteria, corresponding to $L \approx 19.8 \mu\text{m}$.

In the experiment [3], the trap stiffness k , water temperature T , and bacterial activity, measured in our model by v_a and D_r , were periodically modulated according to a protocol mimicking a Stirling cycle. The persistence time of the bacterial swimming motion reported in Ref. [3] was 1 s, regardless of other parameter values. We fixed the rotational diffusivity to $D_r = 1 \text{ Hz}$, accordingly. For *E. coli* the swim speed was measured to be $35 \mu\text{m s}^{-1}$ [17], which can be considered generic, since bacteria are generally reported to swim at around $50 \mu\text{m s}^{-1}$, or 10^2 times their body length during one second [18]. It is highly sensitive to the ambient temperature T , though, which is experimentally exploited to switch the activity on and (essentially) off. In terms of the non-dimensional Péclet number $Pe = v_a/dD_r$, which gives a measure of the active transport during the orientational persistence time, this behavior is captured by the range of $Pe \in [1, 10^2]$ considered in our simulations.

In Fig. 2(a), we depict the protocols for stiffness and temperature employed in the experiments, as well as in our simulations. In Fig. 2(b), we additionally show the protocol used for v_a in the simulation, which, we believe, captures the main features of the protocol used in Ref. [3]. The experimentally implemented Stirling cycle consists of four linear branches. During ‘‘isothermal compression’’ (I), the trap stiffness increases from $k_{\min} = 1.15 \times 10^{-11} \text{ N } \mu\text{m}^{-1}$ to $k_{\max} = 1.87 \times 10^{-11} \text{ N } \mu\text{m}^{-1}$ while $T = T_c = 290 \text{ K}$ and Pe is at its minimum. During the subsequent isochoric heating (II), the stiffness is kept constant at k_{\max} , and water temperature increases from T_c to $T_h = 313 \text{ K}$ and the bacterial swimming intensifies from its minimum to its maximum. The following isothermal compression (III) is achieved by the decrease of the stiffness from k_{\max} to k_{\min} at $T = T_h$ and maximum Pe . The cycle is closed by an isochoric cooling,

where the temperature and Péclet number return to their initial (minimum) values at constant stiffness k_{\min} (IV). Its total duration is $t_p = 22 \text{ s}$ and those of the isothermal and isochoric processes are 7 s and 4 s, respectively, all in accord with the experiment. Since in the experiment the water temperature changed only slightly during the cycle, we assumed the mobility to be constant and given by the value $\mu = 1/6\pi\eta d = 5 \times 10^7 \text{ s kg}^{-1}$ for a spherical Brownian particle with diameter $d = 1 \mu\text{m}$ and viscosity η of water at temperature $T_c = 290 \text{ K}$. Importantly, the relaxation time $1/\mu k$ of the probe in the trap ranges from $1/\mu k_{\max} \approx 1.1 \text{ ms}$ to $1/\mu k_{\min} \approx 1.74 \text{ ms}$. This is always below the sampling rate $\Delta t = 2 \text{ ms}$ used in our simulations and experiments [3] to save numerical observables, and the engine operation can therefore be considered quasi-static.

As indicated in the plots, length is measured in units of $d = 1 \mu\text{m}$, time in units of $1/D_r = 1 \text{ s}$ and energy in units of $k_B T_c = 4.002 \text{ N } \mu\text{m}$.

III. THEORETICAL ANALYSIS

In this section, we first review stochastic thermodynamic definitions of work, heat, and efficiency. Then we discuss how the notion of thermodynamic temperature can be extended to heat engines operating with non-equilibrium reservoirs, like in the experiment under consideration. Finally, we present analytical results for two equivalent versions of an effective model that maps the whole setup onto a single swimmer in a trap: the active Brownian heat engine (ABE) based on an individual active Brownian or active Ohrstein-Uhlenbeck particle [4], respectively. Both versions serve as coarse-grained descriptions of the simulations and yield consistent energetics but differ with respect to their stochastic fluctuations, as further elaborated in Ref. [14].

A. Work, heat and efficiency

The efficiency of a (heat) engine is defined as the ratio of the produced (average) output work and the supplied energy input (heat),

$$\eta = \frac{W_{\text{out}}}{Q_{\text{in}}}. \quad (4)$$

In stochastic thermodynamics, a system's known energy function and its dependency on the control parameter k of the driving protocol can be utilized to define work and heat [19, 20]. The internal energy of the probe with mass m is

$$U = k\sigma/2 + m\langle v^2 \rangle/2, \quad (5)$$

where the first term $k\sigma/2 = k\langle r^2 \rangle/2$ is the ensemble-averaged potential energy of the probe in the harmonic potential. The second term is the probe's average kinetic

energy. Since the momentum $m\mathbf{v}$ plays no role in the overdamped dynamics of the probe, the kinetic energy is often neglected in assessing the efficiency of stochastic heat engines, which can lead to overestimations [21] that are of minor relevance for the present discussion.

In accordance with standard procedures of stochastic thermodynamics [19, 20] and also with the experiment [3], we define work via the contribution $\dot{k}\sigma/2$ to the rate of change \dot{U} of the internal potential energy U due to the external driving of the system in k . The remainder $k\dot{\sigma}/2 + m\langle|\dot{\mathbf{v}}|^2\rangle/2$ of \dot{U} is then the energy input per time from the reservoir, which we identify as the heat current. Note that this energy balance does not account for the power necessary to keep the bath active (often called housekeeping heat) [4, 22–24], but only for the heat acquired from this active bath by the working substance.

The total output work $W_{\text{out}} = -W$ and input heat Q_{in} per cycle follow from integrating these fluxes over time $t = 0 \dots t_p$. For the net output work, we get without any ambiguity the expression

$$W_{\text{out}} = -\frac{1}{2} \int_0^{t_p} \dot{k}(t)\sigma(t) dt. \quad (6)$$

For the input heat, the situation is more complicated since it admits several definitions, as will be discussed in the following. The positive energy transferred from the bath is

$$Q_{\text{in}} = \frac{1}{2} \int_0^{t_p} k(t)\dot{\sigma}(t)\Theta(\dot{\sigma}) dt, \quad (7)$$

where the integrand is nonzero during branches II and III of the cycle in Fig. 2 and only heating but no cooling of the probe is counted, as ensured by the Heaviside step function $\Theta(\dot{\sigma})$. This is the most commonly employed definition of input heat in studying overdamped stochastic heat engines [4, 20], which, according to its supplemental information, is also applied to the experiment of Ref. [3].

To minimize avoidable losses and enhance their efficiency, macroscopic Stirling engines can be operated using a recuperation mechanism, which stores the heat leaving the working medium along the cooling branch IV and returns it during the heating branch II. For perfect recuperation, only the input heat Q_{in}^* transferred from the bath during the isothermal branch III with $T(t) \equiv T_h$ counts as a net cost, or, using the Kronecker symbol δ , the branch with $\delta_{T_h, T(t)} = 1$:

$$Q_{\text{in}}^* = \frac{1}{2} \int_0^{t_p} k(t)\dot{\sigma}(t)\delta_{T_h, T(t)} dt. \quad (8)$$

While this definition is thus quite useful for classical designs, it is hard to imagine what a recuperation mechanism storing the energy released by the “working medium” to the active bath should look like.

In any case, the above expression for Q_{in} does not account for the rate of kinetic energy change $m\langle\dot{\mathbf{v}}^2\rangle/2$. In the overdamped approximation, momentum degrees

of freedom of the particle are assumed to be in thermal equilibrium with a background solvent at all times. Thus $m\langle\dot{\mathbf{v}}^2\rangle/2 = k_B\dot{T}$, and the kinetic contribution to Q_{in} is $k_B(T_h - T_c)$ while it vanishes for Q_{in}^* .

For ordinary (“passive”) quasi-static Stirling cycles such as the one depicted in Fig. 2(a) with $\text{Pe}(t) = 0$, the most commonly used expression (7) for the heat supply yields [25]

$$\eta_{\infty}^{\text{eq}} = \eta_c [1 + \eta_c / \log(k_{\text{max}}/k_{\text{min}})]^{-1} \quad (9)$$

for the efficiency from Eq. (4). Taking into account the kinetic contribution to the input heat, the latter changes to $W_{\text{out}}/(Q_{\text{in}} + k_B(T_h - T_c))$, which is always smaller. The kinetic contribution becomes negligible for active engines operating with a large activity difference, as shown in Fig. 5(b), which is pertinent to the experimental setup.

Assuming perfect recuperation, the input heat is given by Eq. (8), no matter whether the kinetic contribution to heat is counted or not, and the efficiency reads

$$\eta^* = \frac{W_{\text{out}}}{Q_{\text{in}}^*}. \quad (10)$$

For quasi-static passive engines, η^* is then equivalent to the Carnot efficiency, $\eta_c = 1 - T_c/T_h$, the optimum achievable for any heat engine, independently of design and working substance, and independently of how the heat bath is practically realized.

Besides the standard efficiencies (4) and (10), defined as average work over average heat, one may also consider the stochastic efficiency $\eta_s = -w/q_{\text{in}}$, where w and q_{in} are stochastic work and heat per cycle, defined in App. B. The large deviation function of η_s does provide useful information about the engine efficiency [26–30], but only when very large sample sizes are available. However, η_s itself is not so useful for the study of average thermodynamics because all its moments diverge [31]. Yet, it is sometimes still being employed for that purpose [12]. In Fig. 7 in App. B, we plot the running mean of η_s over the number of cycles to illustrate the fact that η_s is not a well-behaving stochastic quantity upon averaging.

B. Effective temperature

Thermodynamic temperature is classically defined by the zeroth and second laws of thermodynamics [32]. Since the zeroth law relies on mutual equilibration, it does not hold for out-of-equilibrium systems such as active systems. For these, each degree of freedom (or thermometer) i may acquire a different (effective) temperature T_{eff}^i [8, 13, 33], which merely needs to be consistent with the second law, in sharp contrast to equilibrium where all thermometers (no matter which degree of freedom they couple to) must show identical results. Breaking the zeroth law is thus what allows active systems to operate at meaningful bath temperatures $T_{\text{eff}} \sim \mathcal{O}(10^3 \text{ K})$ and thereby achieve large efficiencies, approaching the limit

$\eta = 1$ of work-to-work conversion, without burning the laboratory.

Even though there is an ongoing debate in the literature, which effective temperature is the most suitable for assessing the thermodynamic performance of an active engine [4, 8–10, 13], we demonstrate below that it should be the effective temperature linked to the degrees of freedom, which act as the engine’s working medium. Only a correspondingly defined effective temperature provides, if it exists, a proper second law upper bound on the engine efficiency and thereby a consistent notion of heat and heat engine (as opposed to imperfect work-to-work transducers, say) [4]. An appropriate notion of effective temperature is not guaranteed to exist when the working medium comprises more than a single degree of freedom, as different degrees of freedom can have different T_{eff} [4]. For example, when using work and heat definitions (6) and (7) (neglecting kinetic contributions to heat, for simplicity) or (8), we find that the work-producing degree of freedom of the medium is the position variance σ , and thus T_{eff} exists. On the other hand, using the heat definition (7) plus the kinetic term from Eq. (5) means that the working medium comprises both position and momentum variances, and the existence of T_{eff} is not guaranteed [5].

Clearly, if the effective temperature does not exist, it does not make sense, thermodynamically, to speak of a heat engine. The reason is that it then becomes impossible to determine, with thermodynamic means, how much of the energy interchanged between the working fluid and the bath is “disordered heat” or “work in disguise”. For thermodynamic cycles with equilibrium reservoirs, temperatures T_i relate the energies Q_i extracted from the individual baths to their entropy change $\Delta S_i = -Q_i/T_i$, via the Clausius equality. Since the entropy change of the working medium per cycle vanishes, the temperatures T_i provide a mapping between the energy changes Q_i of the baths and the total entropy change per cycle, $\Delta S_{\text{tot}} = -\sum_i Q_i/T_i$. The second law $\Delta S_{\text{tot}} \geq 0$ then implies an upper bound $\eta < 1$ on the engine’s efficiency, which saturates for quasi-static reversible cycles. For cycles with non-equilibrium reservoirs, no such *a priori* upper bound on efficiency exists unless one can assign a set of effective temperatures T_i^{eff} to the non-equilibrium baths, providing a thermodynamically consistent replacement for the above T_i . If T_i^{eff} do not exist, i.e., one cannot relate the energy transferred from the reservoirs with a thermodynamically consistent entropy production, or change in “disorder”, no second law bound on efficiency exists, and one can only apply the first law limitation $\eta \leq 1$, also valid for work-to-work conversion.

For quasi-static processes, when a system is in contact with non-equilibrium reservoirs, effective temperatures of individual degrees of freedom can be found by comparing their observed behavior with their behavior under the same control parameters while in contact with an equilibrium reservoir at a well-defined temperature. Consider, for example, a system described by a Hamiltonian $H(k, \mathbf{r}) = k f(\mathbf{r})/2$, where $k(t)$ is the externally

modulated parameter. In this case, the working medium has the single degree of freedom $\sigma = \langle f(\mathbf{r}) \rangle$, work and heat currents are given by $\dot{k}\sigma/2$ and $k\dot{\sigma}/2$, and T_{eff} exists. Under equilibrium conditions, $\langle f(\mathbf{r}) \rangle_{\text{eq}} = \sigma_{\text{eq}}(k, T) = \int f(\mathbf{r}) e^{-H(k, \mathbf{r})/k_B T} / Z(k, T)$, where $Z(k, T)$ is the partition function. The effective temperature T_{eff} can thus be calculated from the implicit equation $\sigma_{\text{eq}}(k, T_{\text{eff}}) = \sigma$. It corresponds to the temperature of an equilibrium bath that, if used as a replacement for the non-equilibrium bath, would give the same thermodynamic performance. Since T_{eff} follows from the Boltzmann distribution, its thermodynamic consistency with the second law is guaranteed by construction. Noteworthy, identical working media in contact with different non-equilibrium baths at the same T_{eff} yield the same thermodynamic performance, which provides a notion of (reduced) thermodynamic universality in the absence of the zeroth law.

The work and heat definitions in Eqns. (6) and (7) (neglecting kinetic contribution to heat) or (8) are related to the general example above via the function $f(\mathbf{r}) = \mathbf{r}^2$. In two dimensions, $k\sigma_{\text{eq}}/2 = k_B T$ and thus

$$T_{\text{eff}} = \frac{k}{2k_B} \sigma. \quad (11)$$

C. Results for the active Brownian heat engine

In the numerical model in Sec. II, the effect of the bath on the probe is described by the combined active and passive noise $\boldsymbol{\eta} \equiv \mu \mathbf{F} + \sqrt{2D_i} \boldsymbol{\xi}$ in Eq. (3), with which the dynamical equation for the probe can be rewritten in the form

$$\dot{\mathbf{r}} = -\mu k \mathbf{r} + \boldsymbol{\eta}. \quad (12)$$

According to the above discussion, identical working media in contact with different non-equilibrium baths yield the same thermodynamic performance if the baths are described by the same T_{eff} . This implies, in particular, that the complex many-body problem posed by the operation of the active heat engine can be mapped onto a much simpler toy model involving a single active particle, self-propelled by some effective noise. By finding the effective temperature corresponding to Eq. (12) for a given active particle model, one can thus develop a toolkit of analytically tractable toy models for the original bacterial heat engine and compute analytical predictions for its thermodynamic performance.

Arguably, the simplest noise $\boldsymbol{\eta}$ in Eq. (12), which genuinely brings the trapped colloid out of equilibrium, is exponentially correlated noise, such as in the active Brownian particle (ABP) [4] or active Ornstein-Uhlenbeck particle (AOUP) [34] models. More precisely, the noise autocorrelation function for the ABP and AOUP models can be written in the form $\langle \eta_i(t) \eta_j(t') \rangle = \delta_{ij} v_a^2 e^{-D_r |t-t'|} + 2D_t \delta_{ij} \delta(t-t')$, and thus $\boldsymbol{\eta}$ comprises an exponentially correlated component, representing the persistent motion

due to activity, and an independent white component, describing thermal background noise.

For both of these models the quasi-static variance σ_∞ reads [4],

$$\sigma_\infty(k, T, v_a) = \frac{2k_B T_{\text{eff}}}{k} = \frac{2k_B T}{k} + \frac{v_a^2}{\mu k(\mu k + D_r)} \quad (13)$$

so that they predict the same energetics and thus the same thermodynamic performance. The two models differ in the probability density of the noise, though. While it is non-Gaussian for the ABP, it is Gaussian for the AOUP. In a certain parameter regime, the noise η measured in the simulations becomes Gaussian and exponentially correlated, and, in this regime, the AOUP also reproduces fluctuations of work and heat very satisfactorily [14].

We follow Ref. [4] in summarizing such (thermodynamically equivalent) engines with the effective temperature T_{eff} given by Eq. (13) by the notion of active Brownian heat engine (ABE). For the ABE, the quasi-static thermodynamic performance can be investigated analytically by substituting the quasi-static variance σ_∞ in the definitions of work and heat in Eqns. (6)–(8). Work is

performed only during the expansion and compression branches, i.e., $W_{\text{out}} = -W_{\text{I}} - W_{\text{III}}$,

$$W_{\text{I}} = \int_{k_{\text{min}}}^{k_{\text{max}}} \sigma_\infty(T_c, v_{\text{min}}) dk, \\ W_{\text{III}} = \int_{k_{\text{max}}}^{k_{\text{min}}} \sigma_\infty(T_h, v_{\text{max}}) dk.$$

The heat supplied by the hot active bath during branch III is given by the first law, $Q_{\text{in}}^* = \Delta U_{\text{III}} - W_{\text{III}}$, with the energy difference

$$\Delta U_{\text{III}} = U(k_{\text{min}}, T_h, v_{\text{max}}) - U(k_{\text{max}}, T_h, v_{\text{max}}),$$

where $U(k, T, v_a) = k\sigma_\infty(k, T, v_a)/2$.

The total heat input (7) reads $Q_{\text{in}} = \Delta U_{\text{II}} + \Delta U_{\text{III}} - W_{\text{III}}$, where

$$\Delta U_{\text{II}} = U(k_{\text{max}}, T_h, v_{\text{max}}) - U(k_{\text{max}}, T_c, 0)$$

and the complete expressions for the efficiencies $\eta_\infty^* = W_{\text{out}}/Q_{\text{in}}^*$ and $\eta_\infty = W_{\text{out}}/Q_{\text{in}}$ are then,

$$\eta_\infty^* = \frac{(T_h - T_c) \log \frac{k_{\text{max}}}{k_{\text{min}}} + \frac{\mu k_{\text{min}} + D_r}{D_r} [\Delta T_{\text{eff}} - (T_h - T_c)] \log \frac{k_{\text{max}}(\mu k_{\text{min}} + D_r)}{k_{\text{min}}(\mu k_{\text{max}} + D_r)}}{T_h \log \frac{k_{\text{max}}}{k_{\text{min}}} + (\mu k_{\text{min}} + D_r) [\Delta T_{\text{eff}} - (T_h - T_c)] \left[\frac{\mu(k_{\text{max}} - k_{\text{min}})}{(\mu k_{\text{min}} + D_r)(\mu k_{\text{max}} + D_r)} + \frac{1}{D_r} \log \frac{k_{\text{max}}(\mu k_{\text{min}} + D_r)}{k_{\text{min}}(\mu k_{\text{max}} + D_r)} \right]}, \quad (14)$$

$$\eta_\infty = \frac{(T_h - T_c) \log \frac{k_{\text{max}}}{k_{\text{min}}} + \frac{\mu k_{\text{min}} + D_r}{D_r} [\Delta T_{\text{eff}} - (T_h - T_c)] \log \frac{k_{\text{max}}(\mu k_{\text{min}} + D_r)}{k_{\text{min}}(\mu k_{\text{max}} + D_r)}}{(T_h - T_c) + T_h \log \frac{k_{\text{max}}}{k_{\text{min}}} + [\Delta T_{\text{eff}} - (T_h - T_c)] \left[1 + \frac{\mu k_{\text{min}} + D_r}{D_r} \log \frac{k_{\text{max}}(\mu k_{\text{min}} + D_r)}{k_{\text{min}}(\mu k_{\text{max}} + D_r)} \right]}. \quad (15)$$

Here, the effective temperature difference $\Delta T_{\text{eff}} = \max \Delta T_{\text{eff}} - \min \Delta T_{\text{eff}}$ is

$$\Delta T_{\text{eff}} = T_h - T_c + \frac{v_{\text{max}}^2}{2\mu k_B(\mu k_{\text{min}} + D_r)}. \quad (16)$$

Note that the minimum swim speed is assumed to be zero, $v_{\text{min}} = 0$, to simplify the expression and reduce the number of parameters. Small minimum swim speeds of $v_a \approx 1 \mu\text{m s}^{-1}$ amount to small changes in the effective temperature $\Delta T_{\text{eff}} \approx 1 \text{ K}$ via Eq. (13) and become negligible for the large temperature differences considered in the following section (and probably in most meaningful applications).

In the limit of a passive cycle, i.e., $v_{\text{max}} \rightarrow 0$ and $\Delta T_{\text{eff}} \rightarrow T_h - T_c$, η_∞^* reduces to η_c and η_∞ to the equilibrium quasi-static Stirling efficiency (9). The same limits are reached for vanishing persistence, $D_r \rightarrow \infty$, when ABP and AOUP behave like a (passive) Brownian particle. In the opposite limit of infinite persistence, i.e., $v_{\text{max}} \rightarrow \infty$ and $\Delta T_{\text{eff}} \rightarrow \infty$, one obtains well-defined lim-

its that are distinct from their conventional counterparts,

$$\lim_{\Delta T_{\text{eff}} \rightarrow \infty} \eta_\infty = \left[1 + \frac{\frac{D_r}{\mu k_{\text{min}} + D_r}}{\log \frac{k_{\text{max}}(\mu k_{\text{min}} + D_r)}{k_{\text{min}}(\mu k_{\text{max}} + D_r)}} \right]^{-1}, \\ \lim_{\Delta T_{\text{eff}} \rightarrow \infty} \eta_\infty^* = \frac{\log \frac{k_{\text{max}}(\mu k_{\text{min}} + D_r)}{k_{\text{min}}(\mu k_{\text{max}} + D_r)}}{\log \frac{k_{\text{max}}(\mu k_{\text{min}} + D_r)}{k_{\text{min}}(\mu k_{\text{max}} + D_r)} + \frac{D_r \mu (k_{\text{max}} - k_{\text{min}})}{(\mu k_{\text{min}} + D_r)(\mu k_{\text{max}} + D_r)}}.$$

Notably, for all $\Delta T_{\text{eff}} > T_h - T_c$, the relations $\eta_c > \eta_\infty^*$ and $\eta_\infty^{\text{eq}} > \eta_\infty$ hold. This is caused by the stiffness dependence of the effective temperature in Eq. (13), which implies that the active engine does not follow a Stirling protocol in the $T_{\text{eff}} - k$ diagram, even under quasi-static driving, as depicted in Fig. 4. For finite v_{max} , the efficiency is determined by the competition of time scales $1/\mu k$ and $1/D_r$. The studied model operates in the regime where the persistence time dominates over the equilibration time in the harmonic trap, $1/D_r \gg 1/\mu k$, but other choices could be worthwhile to explore experimentally.

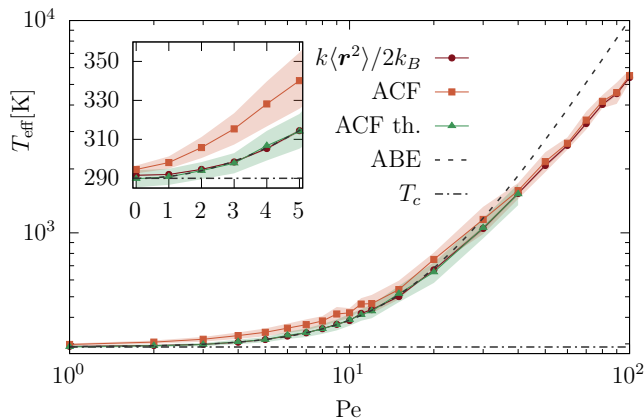


FIG. 3. The effective temperatures T_{eff} as functions of the Péclet number for the probe in the active bath (symbols) and the effective ABE (dashed line). Different symbols correspond to the evaluation of T_{eff} from the probe’s position variance (dark red circles) and the autocorrelation functions of its driving noise (green triangles) as well as its athermal component $\mu\mathbf{F}$, alone (red squares). All effective temperatures were obtained at constant solvent temperature $T = T_c$ (dash-dotted baseline) and trap stiffness $k = k_{\text{min}}$.

The results presented in this section provide a fit-free analytical description (in terms of ΔT_{eff}) of the efficiency obtained from the simulations using identical parameter values as given in Sec. II in the above equations.

IV. SIMULATION RESULTS

In this section, we describe the main numerical results obtained by solving our implementation of the bacterial engine of Ref. [3], as described in Sec. II, using Brownian dynamics simulations.

In Fig. 3, the symbols represent the effective temperature $T_{\text{eff}} = k\sigma/(2k_B)$ from Eq. (11) as a function of the Péclet number $\text{Pe} = v_a/dD_r$, for fixed solvent temperature T and stiffness k . We determined the position variance from the simulation data using two complementary approaches. First, we directly averaged the squared magnitude of the position vector (dark red circles). Secondly, we calculated σ from the autocorrelation function of the noise $\boldsymbol{\eta} = \mu\mathbf{F} + \sqrt{2D_t}\boldsymbol{\xi}$ as detailed in App. A (green triangles). Red squares illustrate that neglecting the thermal noise contribution to $\boldsymbol{\eta}$ leads to a slight overestimation of T_{eff} , showing that the active and thermal noise contributions are anti-correlated. (The thermal noise disturbs the active swimming slightly.) The dashed line in Fig. 3 shows T_{eff} from Eq. (13) for the much simpler schematic ABE model, evaluated using the parameters from Sec. II except for the swim speed $v_a = 9 \mu\text{m/s}$, which was adjusted to fit the simulation results at $\text{Pe} = 10$ ($v_a = 10 \mu\text{m/s}$). The actual probe particle to be represented by the effective ABE is thereby found to self-propel at a slightly lower speed than the

“bacteria” in the bath. Although the numerical data for T_{eff} are not perfectly parabolic in Pe at higher values, the ABE prediction, Eq. (13), nicely agrees with the simulation up to $T_{\text{eff}} \approx 10^3$ K. Punctual agreement between the two models at higher T_{eff} can, of course, be enforced by fitting the ABE’s v_a to the measured σ , at the desired Pe value. In Ref. [14], we further show that T_{eff} increases quadratically with the probe radius, in agreement with Eq. (13) for $D_r \ll \mu k$ (as experimentally the case) since the mobility μ is inversely proportional to it.

Our first main result is Fig. 4, showing the time evolution of the position variances (left panels) and the dependence of the corresponding effective temperatures on the trap stiffness (right panels) during the cycle depicted in Fig. 2, for several activity protocols. The data in the upper panels were obtained from several thousands of consecutive cycles to obtain relatively smooth lines. In contrast, the lower panels mimic the data acquisition in the experiment, with only a hundred consecutive cycles [3]. The figure demonstrates that despite the relatively poor statistics attainable in experiments, a quantitative analysis of the engine’s performance using T_{eff} is still possible. As discussed in the previous section, Figs. 2 and 4 contains all the information necessary to assess the average thermodynamic performance of the engine.

The shapes of the cycles in Fig. 4(b) and (d) show that only for a passive bath ($\text{Pe} = 0$) the engine operates along a proper Stirling cycle, which corresponds to a rectangle in the $T_{\text{eff}} - k$ plane. Otherwise ($\text{Pe} > 0$), the effective temperature during the expansion branch of the cycle (III in Fig. 2) decays with the stiffness, as nicely predicted by the simple ABE in Eq. (13). The efficiency is thus no longer that of a Stirling process, as given in Eq. (9).

Finally, Fig. 4 demonstrates that already partial knowledge of the variance along a full cycle of the active engine allows its mapping to the ABE. In the figure, the mapping is achieved by adjusting minimum and maximum values of v_a in Eq. (13) so that minimum and maximum values of σ_∞ agree with those measured for σ (illustrated by the two black dots in Fig. 4(a)), keeping the other parameters fixed at the values given in Sec. II. Using this method, the variances and effective temperatures of the simulation and the ABE are seen to agree nicely over the whole cycle (see the dashed and continuous lines in Fig. 4(a) and (b)).

Our second main result is shown in Fig. 5(a), where we present the experimentally achieved efficiency from Ref. [3] (diamonds) and numerical results for the various definitions of the efficiency discussed in Sec. III (other symbols) together with corresponding analytical predictions from the reduced ABE model (lines). The most common definition (4) of efficiency for overdamped stochastic heat engines ($W_{\text{out}}/Q_{\text{in}}$, full circles), neglecting kinetic energy but accounting for the heat absorbed by the working medium during the isochoric heating branch of the Stirling cycle in Fig. 2, yields values slightly below the standard Stirling efficiency η_∞^{eq} in Eq. (9), whenever the bath is active. As explained above, this is

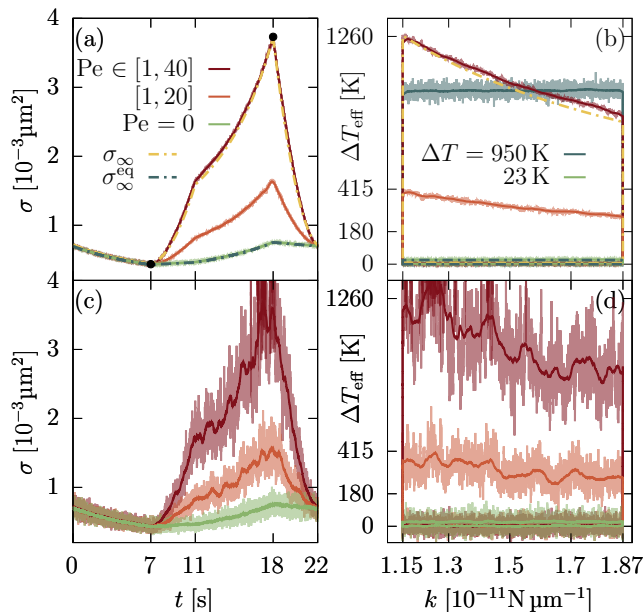


FIG. 4. Simulation results and theoretical predictions for the Stirling protocol of Fig. 2 in terms of the position variance σ as a function of time (left panels) and the phase portrait, which depicts the effective temperature difference $\Delta T_{\text{eff}} = T_{\text{eff}} - \min T_{\text{eff}}$ against the trap stiffness k (right panels). Transparent lines were obtained by calculating σ as an average over several thousand (upper panels) and hundred (lower panels) consecutive cycles. The solid lines are moving averages of the transparent lines over 200 time points. In (a) and (b), the simulation data is complemented by analytical results obtained from the reduced ABE model, Eq. (13), for the passive case and for $\text{Pe} \in [1, 40]$ (blue and yellow dashed lines, respectively). The minimum and maximum values of v_a in the active ABE were determined by adjusting the variance of the ABE to the simulations at the two black dots in (a). In (b) an additional passive Stirling cycle (blue line), operating at the extreme temperature difference $\Delta T = 950$ K, is shown to underscore the difference between the actual cycle of the active engine and the conventional Stirling protocol that the original experiments attempted to imitate.

because the actual cycle is not a perfect Stirling cycle in the $T_{\text{eff}}-k$ plane. On the other hand, the numerically determined $W_{\text{out}}/Q_{\text{in}}$ almost perfectly agrees with the corresponding analytical result η_{∞} for the ABE in Eq. (15). The efficiency $W_{\text{out}}/(Q_{\text{in}} + Q_v)$ (open circles), which does additionally account for the kinetic energy contribution, is about 11% smaller than $W_{\text{out}}/Q_{\text{in}}$ for the “passive” engine ($\Delta T = 23$ K) and quickly converges to $W_{\text{out}}/Q_{\text{in}}$ with increasing activity. This is shown in Fig. 5(b), where we depict the relative error $\Delta\eta = 1 - Q_{\text{in}}/(Q_{\text{in}} + Q_v)$ of $W_{\text{out}}/Q_{\text{in}}$. The heat leakage through momentum degrees of freedom can thus be safely neglected for strongly active systems. Moreover, $\Delta\eta = 0$ when one can experimentally realize the activation at constant solvent temperature T , e.g., by modulating the activity via external electric fields [35, 36].

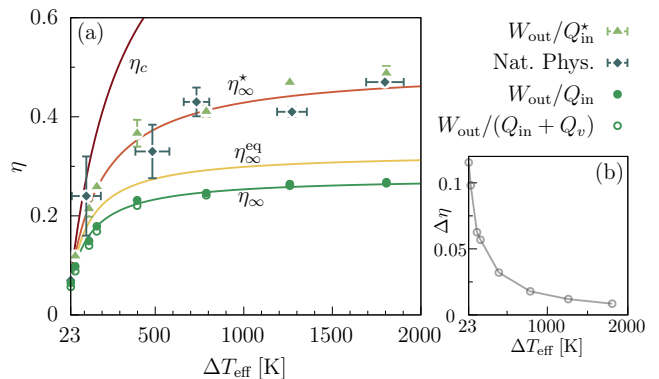


FIG. 5. (a) Efficiencies obtained from our simulations (triangles and circles) compared to experiments [3] (diamonds) as functions of the effective temperature difference ΔT_{eff} . Lines depict the corresponding analytical predictions (14) and (15) from the reduced ABE model, except the dark red line (Carnot’s efficiency, equivalent to Stirling’s at perfect recuperation) and the yellow line (Stirling efficiency without recuperation). The triangles correspond to our numerical data, if employed to evaluate the (inappropriate) nominal recuperation definition of efficiency (10). The full and open circles represent the most common definition of overdamped efficiency (4) without and with considering the heat leaked through momentum degrees of freedom, respectively. The relative difference $\Delta\eta$ between these two efficiencies is shown in (b).

The efficiencies computed using the optimistic (but unrealistic) recuperation definition (10) ($W_{\text{out}}/Q_{\text{in}}^*$, triangles), nicely follow the corresponding analytical ABE prediction (14), η_{∞}^* . The mismatch for large $\Delta T_{\text{eff}} \gtrsim 1000$ K is caused by the above-mentioned inaccuracy of the ABE effective temperature compared to that of our simulation, as depicted in Fig. 3.

Interestingly, the values of the nominal efficiency at perfect recuperation, both of our simulations and the reduced analytical ABE model nicely agree with the efficiencies reported experimentally in Ref. [3]. Despite the claim of using heat and efficiency definitions equivalent to our Q_{in} in Eq. (7) and $\eta = W_{\text{out}}/Q_{\text{in}}$, respectively, formulated in their supplementary information, our results strongly suggest that the authors of Ref. [3] must inadvertently have adopted the recuperation definition of efficiency $\eta^* = W_{\text{out}}/Q_{\text{in}}^*$. This is arguably a more straightforward and theoretically better-supported explanation of the reported unconventionally large efficiencies than those we have found in the literature [3, 7, 9–12].

V. CONCLUSION AND OUTLOOK

We performed numerical simulations of a relatively simple but physically sound model of the bacterial heat engine realized experimentally in Ref. [3]. The colloidal particle trapped by optical tweezers, which represents the working medium of the engine, was modeled as an over-

damped Brownian particle in a harmonic potential. The bacterial bath surrounding the colloid was realized as an ensemble of active Brownian particles in a Markovian solvent, interacting with the probe by a soft, short-range repulsive potential.

The central results of our study are displayed in Figs. 4 and 5. Figure 4 contains all information about the system's average response to the imposed periodic protocol needed for a thermodynamic analysis of the cycle using the key concept of an effective temperature. Importantly, the figure shows that this information is sufficiently accessible also with the limited resolution of the experimental setup of Ref. [3]. Figure 5 illustrates how the bounds on the efficiency according to the second law limit the efficiency obtained from simulations in terms of the effective temperature. Moreover, the puzzlingly large efficiencies reported from the experiments in Ref. [3], which seemed in conflict with the second law of thermodynamics, are seen to nicely agree with the nominal ideal recuperation efficiency of the numerical model. Although, in the absence of a technical implementation of such recuperation for the bacterial bath, this figure of merit has so far no practical significance, we thereby provide a simple explanation for a long-standing puzzle. Finally, our numerical results for efficiencies and effective temperatures align well with results obtained analytically by means of a hugely simplified model of the bacterial heat engine, based on a single effective active Brownian or active Ohstein-Uhlenbeck particle. This empirical mapping provides a nice demonstration that all systems with the same Hamiltonian and the same effective temperature yield identical average thermodynamics, including the efficiencies, for a given protocol.

More generally, this study shows that whenever an effective temperature T_{eff} according to the second law can be defined for an engine operating with a non-equilibrium bath, it offers the most straightforward way to assess its average thermodynamic performances and to derive bounds on it. This includes deriving optimal protocols for the output power of heat engines with active reservoirs from the known results for engines with equilibrium reservoirs [4]. Generalizing in the same way results for maximum efficiency [37] is not that straightforward since the introduced mapping to equilibrium does not consider the housekeeping heat [38]. More general proposals for the derivation of bounds on the efficiency of active heat engines, such as those based on information theory [24], usually require some statistical knowledge of the system dynamics, e.g., its stationary probability distribution, which is much harder to obtain, already in the case of a single active particle [39] than the simple average required for the calculation of T_{eff} within the present model.

ACKNOWLEDGEMENTS

V.H. acknowledges the support of Charles University through project PRIMUS/22/SCI/009. K.K. acknowledges financial support from the Deutsche Forschungsgemeinschaft for computational resources.

Appendix A: Autocorrelations of the active noise term

The position variance σ of the tracer particle can in principle be computed from the noise autocorrelation function (ACF) $\langle \boldsymbol{\eta}(t) \cdot \boldsymbol{\eta}(0) \rangle$ [4]. The corresponding formula for the effective temperature is

$$T_{\text{eff}} = \frac{1}{2\mu k_B} \int_0^\infty \langle \boldsymbol{\eta}(t) \cdot \boldsymbol{\eta}(0) \rangle e^{-\mu k t} dt. \quad (\text{A1})$$

Although of theoretical interest, this Green-Kubo type relation is most likely not a practical tool for obtaining T_{eff} from experiments due to the required high temporal resolution. (Instead of $\Delta t = 2$ ms, used in the rest of the paper, we utilized all simulation data points generated with timestep $dt = 20 \mu\text{s}$ here.) In our simulations, we sampled the noise ACFs at constant stiffness k and temperature T and checked that the results were not visibly dependent on the trap stiffness, in accord with the fact that the active bath does not feel the potential directly but only via the probe. The k -dependence of the effective temperature thus originates solely from the exponential term in Eq. (A1).

To check the influence of the background thermal noise contribution on T_{eff} , we evaluated the effective temperature both using the full ACF and also the ACF of only the active component of the noise, $\mu \mathbf{F}$ in Eq. (2). The results for T_{eff} are shown in Fig. 3 in the main text. A few example ACFs are shown in Fig. 6. At high activity, they decay approximately exponentially, as indicated by the dashed lines. The equilibrium and low-activity ACFs instead exhibit a two-step decay and are better approximated by a weighted sum of an exponential and a stretched exponential (dash-dotted lines),

$$c_1 e^{-\sqrt{t/\tau_1}} + c_2 e^{-t/\tau_2}, \quad (\text{A2})$$

with two time scales differing roughly by two orders of magnitude, $\tau_2/\tau_1 \approx 10^2$ and $\tau_1 \approx 10^{-2}$ s. The same functional form of the noise ACF has previously been observed in a similar system with a different interaction potential [40].

The relaxation time $1/\mu k$ of the probe's average position in the trap is orders of magnitude shorter than the decay of the noise ACFs, as shown in the inset of Fig. 6 for $k = k_{\text{min}}$. This means that the T_{eff} estimate via Eq. (A1) is dominated by the autocorrelation at very short times. The realm of Péclet numbers for which the ACF is exponential can also be used to establish a mapping to the ABE, as an alternative model for the tracer

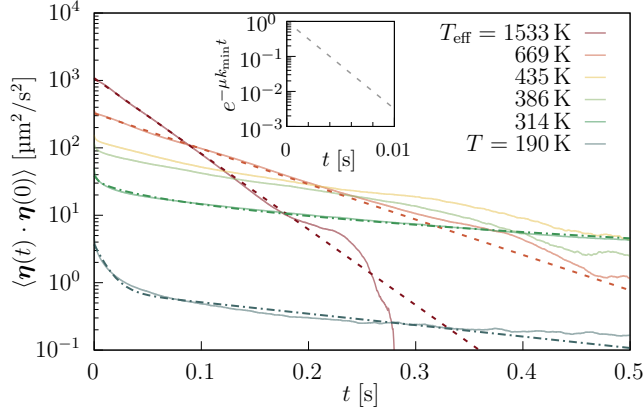


FIG. 6. Autocorrelation functions of the active component $\boldsymbol{\eta} = \mu \mathbf{F}$ of the noise in Eq. (2). Dashed lines represent simple exponential fits, and dash-dotted lines represent the weighted sum (A2) of an exponential and a stretched exponential with stretching exponent 1/2. The inset shows the weighting factor to determine T_{eff} via Eq. (A1), an exponential decay with the probe's relaxation time in the harmonic potential with stiffness $k = k_{\text{min}}$, which effectively cuts off the effect of the stretched tails on T_{eff} .

in an active bath. For exponentially correlated noise $\boldsymbol{\eta}$ in the ABE model for $t > 0$ (ignoring the δ -peak at $t = 0$ due to thermal noise), the ABE parameters v_a and D_r can be determined by fitting $C(t) = v_a^2 e^{-D_r t}$ to the averaged steady-state ACFs at $(k_{\text{max}}, v_{\text{min}})$ and $(k_{\text{min}}, v_{\text{max}})$,

corresponding to the black points in Fig. 4(a). This way, a time-dependence in D_r is introduced, similar to those for the temperature and the Péclet number in Fig. 2.

Appendix B: Stochastic efficiency

The stochastic work and heat currents are defined analogously to their averages in Sec. III, just the averaging over the noise is not imposed. The definitions of stochastic work w_{out} , delivered by the system per cycle, configurational input heat q_{in} (without the kinetic energy contribution), and ideal-recuperation input heat q_{in}^* read

$$w_{\text{out}}(t) = -\frac{1}{2} \int_0^t \dot{k}(t') \mathbf{r}^2(t') dt', \quad (\text{B1})$$

$$q_{\text{in}}(t) = \int_0^t k(t') \mathbf{r}(t') \cdot \dot{\mathbf{r}}(t') \Theta(\dot{\sigma}) dt', \quad (\text{B2})$$

$$q_{\text{in}}^*(t) = \int_0^t k(t') \mathbf{r}(t') \cdot \dot{\mathbf{r}}(t') \delta_{T_{\text{max}}, T(t)} dt'. \quad (\text{B3})$$

In Fig. 7, averages $\eta_s = \langle w_{\text{out}}/q_{\text{in}} \rangle$ of the stochastic efficiency are shown as functions of the sample size N , compared to the proper thermodynamic efficiency $\eta = \langle w_{\text{out}} \rangle / \langle q_{\text{in}} \rangle$. While η converges rapidly after about $N \approx 10^2$ cycles, η_s never converges, due to the large fluctuations of q_{in} in the denominator, which can introduce huge jumps at arbitrary N .

-
- [1] J. Roßnagel, O. Abah, F. Schmidt-Kaler, K. Singer, and E. Lutz, *Phys. Rev. Lett.* **112**, 030602 (2014).
 - [2] M. O. Scully, M. S. Zubairy, G. S. Agarwal, and H. Walther, *Science* **299**, 862 (2003).
 - [3] S. Krishnamurthy, S. Ghosh, D. Chatterji, R. Ganapathy, and A. K. Sood, *Nat. Phys.* **12**, 1134–1138 (2016).
 - [4] V. Holubec, S. Steffenoni, G. Falasco, and K. Kroy, *Phys. Rev. Res.* **2**, 043262 (2020).
 - [5] V. Holubec and R. Marathe, *Phys. Rev. E* **102**, 060101 (2020).
 - [6] I. A. Martínez, É. Roldán, L. Dinis, and R. A. Rica, *Soft Matter* **13**, 22–36 (2017).
 - [7] J. S. Lee and H. Park, *Phys. Rev. E* **105**, 024130 (2022).
 - [8] R. Zakine, A. Solon, T. Gingrich, and F. Van Wijland, *Entropy* **19**, 193 (2017).
 - [9] J. S. Lee, J.-M. Park, and H. Park, *Phys. Rev. E* **102**, 032116 (2020).
 - [10] C.-H. Chang, C.-J. Chang, N.-J. Wu, Y. Jun, and C.-H. Chang, *Phys. Rev. Res.* **5**, 043085 (2023).
 - [11] J. A. C. Albay, Z.-Y. Zhou, C.-H. Chang, H.-Y. Chen, J. S. Lee, C.-H. Chang, and Y. Jun, *Phys. Rev. Res.* **5**, 033208 (2023).
 - [12] T. Kwon, S. Kwon, and B. J. Sung, *Soft Matter*, (2024).
 - [13] G. Gronchi and A. Puglisi, *Phys. Rev. E* **103**, 052134 (2021).
 - [14] R. Wiese, K. Kroy, and V. Holubec, [arXiv:2406.19794 \[cond-mat.soft\]](https://arxiv.org/abs/2406.19794) (2024).
 - [15] K. C. Leptos, J. S. Guasto, J. P. Gollub, A. I. Pesci, and R. E. Goldstein, *Phys. Rev. Lett.* **103** (2009).
 - [16] J.-L. Thiffeault, *Phys. Rev. E* **92** (2015).
 - [17] G. Lowe, M. Meister, and H. C. Berg, *Nature* **325**, 637–640 (1987).
 - [18] G. J. Tortora, B. R. Funke, C. L. Case, D. Weber, and W. B. Bair, *Microbiology: An Introduction, 13th Global Edition* (Pearson, 2020).
 - [19] K. Sekimoto, *Stochastic Energetics* (Springer Berlin Heidelberg, 2010).
 - [20] U. Seifert, *Rep. Prog. Phys.* **75**, 126001 (2012).
 - [21] A. Dechant, N. Kiesel, and E. Lutz, *Europhys. Lett.* **119**, 50003 (2017).
 - [22] P. Malgaretti, P. Nowakowski, and H. Stark, *Europhys. Lett.* **134**, 20002 (2021).
 - [23] T. Ekeh, M. E. Cates, and É. Fodor, *Phys. Rev. E* **102**, 010101 (2020).
 - [24] A. Datta, P. Pietzonka, and A. C. Barato, *Phys. Rev. X* **12** (2022).
 - [25] V. Blicke and C. Bechinger, *Nat. Phys.* **8**, 143–146 (2011).
 - [26] K. Proesmans, B. Cleuren, and C. Van den Broeck, *Europhys. Lett.* **109**, 20004 (2015).

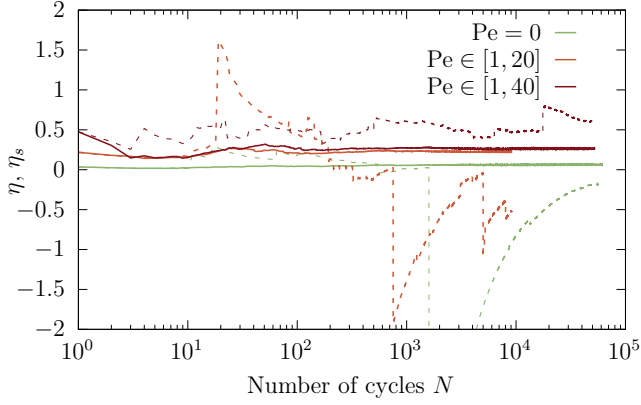


FIG. 7. Thermodynamic efficiency $\eta = \langle -w \rangle / \langle q_{\text{in}} \rangle$ (solid lines) and the (ill-defined) average stochastic efficiency $\eta_s = \langle -w/q_{\text{in}} \rangle$ (dashed lines) as functions of the number of cycles used to evaluate the averages, for the passive and two active realizations of the numerical model. While the thermodynamic efficiency, defined as the ratio of averages, converges relatively fast, the average of the stochastic ratio does not exist.

[27] G. Verley, M. Esposito, T. Willaert, and C. Van den Broeck, *Nat. Commun.* **5** (2014).

- [28] I. A. Martínez, E. Roldán, L. Dinis, D. Petrov, J. M. R. Parrondo, and R. A. Rica, *Nat. Phys.* **12**, 67–70 (2015).
- [29] G. Verley, T. Willaert, C. Van den Broeck, and M. Esposito, *Phys. Rev. E* **90** (2014).
- [30] T. R. Gingrich, G. M. Rotskoff, S. Vaikuntanathan, and P. L. Geissler, *New J. Phys.* **16**, 102003 (2014).
- [31] M. Polettini, G. Verley, and M. Esposito, *Phys. Rev. Lett.* **114** (2015).
- [32] H. B. Callen, *Thermodynamics and an Introduction to Thermostatistics* (John Wiley & Sons, 1985).
- [33] M. Baldovin, A. Puglisi, A. Sarracino, and A. Vulpiani, *J. Stat. Mech.* **2017**, 113202 (2017).
- [34] L. Caprini, A. R. Sprenger, H. Löwen, and R. Wittmann, *J. Chem. Phys.* **156**, 071102 (2022).
- [35] S. Krishnamurthy, R. Ganapathy, and A. K. Sood, *Nat. Commun.* **14**, 6842 (2023).
- [36] M. Ibáñez, C. Dieball, A. Lasanta, A. Godec, and R. A. Rica, *Nat. Phys.* **20**, 135–141 (2024).
- [37] Z. Ye, F. Cerisola, P. Abiuso, J. Anders, M. Perarnau-Llobet, and V. Holubec, *Phys. Rev. Res.* **4**, 043130 (2022).
- [38] É. Fodor, *Europhys. News* **55**, 20–23 (2024).
- [39] M. Caraglio and T. Franosch, *Phys. Rev. Lett.* **129**, 158001 (2022).
- [40] A. Jayaram and T. Speck, *Europhys. Lett.* **143**, 17005 (2023).