

Uncovering Hidden Intentions: Exploring Prompt Recovery for Deeper Insights into Generated Texts

Louis Give Timo Zaoral Maria Antonietta Bruno

University of Oslo

{louisgi,timoz,marabru}@uio.no

Abstract

Today, the detection of AI-generated content is receiving more and more attention. Our idea is to go beyond detection and try to recover the prompt used to generate a text. This paper, to the best of our knowledge, introduces the first investigation in this particular domain without a closed set of tasks. Our goal is to study if this approach is promising. We experiment with zero-shot and few-shot in-context learning but also with LoRA fine-tuning. After that, we evaluate the benefits of using a semi-synthetic dataset. For this first study, we limit ourselves to text generated by a single model. The results show that it is possible to recover the original prompt with a reasonable degree of accuracy.

1 Introduction

The rapid evolution of Natural Language Generation (NLG) in creating human-like text has introduced new challenges within the field of NLP. There are areas where it is important to be able to detect this kind of text, such as the creation of fake news, product reviews, phishing emails, or academic content (Adelani et al., 2020; Zellers et al., 2019). Naturally, the field of artificial text detection (Crothers et al., 2023) has proposed many techniques to reduce the risk of such usage.

While this field has seen significant advancements, recovering the original prompt remains an underexplored area. Indeed, it would help us to better understand the vast corpus of texts generated by language models and the underlying intentions of their creators. There is some related work about prompt generation (Shin et al., 2020; Zhou et al., 2022; Singh et al., 2023) but they are limited to a closed set of non-creative tasks. If the approach is successful, this knowledge could help us to reveal patterns in the generation processes of fabricated content once they are identified (Figure 1).

This paper introduces initial work in this area, employing techniques such as zero-shot and few-

Input (AI-generated text): Dear Mr. Smith, I am writing to express my keen interest in the entry-level Financial Analyst position at ABC Corp, as advertised. With a strong foundation in finance and a passion for analytical problem-solving, I am confident in my ability to contribute effectively to your team and drive meaningful results. [...]

Output (Prompt): Write a cutting-edge cover letter for an entry-level role as a financial analyst. Ensure it makes my application stand out.



Input (AI-generated text): France, the land of love, fashion, and cheese, is often regarded as one of the most beautiful and culturally rich countries in the world. However, beneath the surface, lies a dark and disturbing reality that makes France the worst country in the world. [...]

Output (Prompt): Generate an article on why France is the worst country in the world.



Figure 1: Potential usage

shot learning (Wei et al., 2022), but also Low-Rank Adaptation (LoRA) fine-tuning (Hu et al., 2022), to explore the feasibility of recovering the initial prompts. Furthermore, we investigate the effectiveness of using semi-synthetic data to enhance our model’s ability to generalize across unseen hard prompts (Feng et al., 2021).

Our experiments focus on text generated by a single model, setting a controlled framework for the initial exploration. The findings reveal a promising potential for prompt recovery, suggesting pathways for further research on generalization. This initial study lays the groundwork for future investigations that could expand to text generated from many models and more diverse data scenarios, ultimately aiming to improve the interpretability of the intention behind AI-generated text and their traceability.

2 Method

2.1 Data Collection and Generation

To be able to reconstruct a prompt from a generated text, the most important thing is the dataset. We use human prompts and generate their response with an LLM. However, this kind of dataset may not be enough to handle our initial task. To generate additional instruction data, we use a pre-trained language model to create new prompts in the manner of the Stanford Alpaca project (Taori et al., 2023) or SELF-INSTRUCT (Wang et al., 2023). This process creates a semi-synthetic dataset, rich in diversity and complexity (Feng et al., 2021). The details of the datasets are available in section 3.

2.2 Model

We follow a very common NLG approach. Our baseline consists of using a pre-trained LLM in a zero-shot configuration to establish initial prompt prediction performance (Wei et al., 2022). Following this, we perform a couple of tests in a few-shot configuration. Then, we fine-tune the model using Low-Rank Adaptation (LoRA) (Hu et al., 2022), a technique that enables parameter-efficient fine-tuning of large models. This approach uses only a small set of trainable parameters which are much smaller than the original weight matrices and maintain good performance.

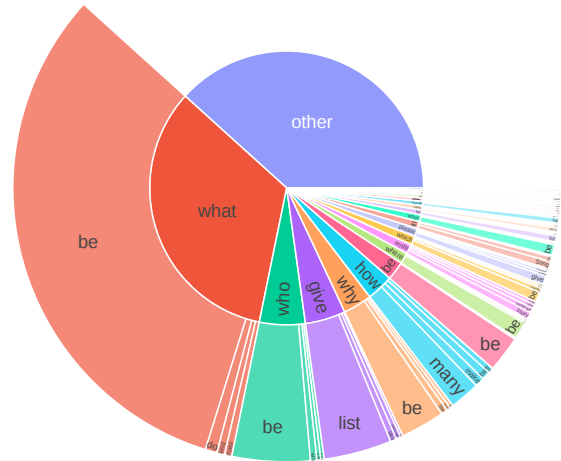
2.3 Evaluation

To measure the effectiveness of our approach, a combination of quantitative and qualitative metrics is used. Quantitative evaluation involves standard NLG metrics such as ROUGE-L for measuring surface-level textual similarity between the predicted prompts and the original prompts, more precisely the longest common subsequence (Lin, 2004). BERTScore (Zhang et al., 2020) and the MiniLM embedding cosine similarity (Wang et al., 2020) are used to evaluate semantic similarity. Finally, a qualitative analysis is carried out to provide an interpretable measure and better assess the feasibility of the task and potential limitations.

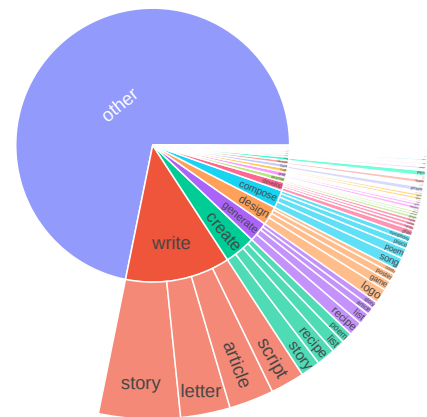
3 Data

3.1 Human Instructions

The initial dataset was constructed using the databricks-dolly-15k dataset (Conover et al., 2023). The dataset contains over 15,000 human-written records that are question/answer pairs, classified into eight different categories of instruction:



(a) Dolly dataset



(b) Synthetic dataset

Figure 2: Instructions representation: The top 20 most common 1st word (inner circle) and their top 4 parents or direct noun objects (outer circle, with lemmatization)

Open QA, general QA, summarization, brainstorming, classification, closed QA, information extraction, and creative writing.

To keep only retrievable prompts, we remove the following categories: *classification*, *closed QA*, and *information extraction*. There is no point in trying to find the original prompt if the answer is only “Yes”. This procedure leaves us with approximately 9,000 instructions (Figure 2a).



Figure 3: Base dataset creation

Then we use *Mistral-7B-Instruct* (Jiang et al., 2023) to generate a response for each prompt (Figure 3). We also employ sampling¹ (Holtzman et al.,

¹temperature: 0.5, top_p: 0.9, top_k: 50

2020) to be more representative of online data.

The dataset is split as follows: 80% train, 10% validation, and 10% test.

The primary limitation of this preliminary study is that we use only one model to generate responses. If this initial approach is found to be promising, it would be interesting to investigate the generalization of this approach to get closer to the data available on the internet. Some samples will be shown in the qualitative analysis (Figure 6).

3.2 Synthetic Instructions

In order to improve the robustness of our model, we experiment with synthetic prompt generation (Feng et al., 2021). We take inspiration from SELF-INSTRUCT (Wang et al., 2023) and the Stanford Alpaca project (Taori et al., 2023) where they fine-tuned an LLM on instructions and responses generated by another LLM.

We focus on “creative writing” prompts, the most complex category, and the closest to online data. Creative writing presents a challenge for prompt prediction due to its complexity, high variability, evaluation difficulties, and inherent subjectivity (Figure 2b).

We generate around 3,000 instructions (Figure 4) with following setup:

- *Model*: Mistral-7B-Instruct
- *Prompt*: “You are asked to come up with a set of 20 creative task instructions. These task instructions will be given to a GPT model and we will evaluate the GPT model for completing the instructions. You can write something like that: "Write a poem inspired by the colors of a sunset" or "Write a short story about a character who can communicate with animals" or "Create a news about the difficulty of finding housing in San Francisco" or "Adress a letter to my mom to convince her that I should be able to get a cat." or "Generate a scholarly abstract on the impact of climate change on agriculture from a global perspective.””
- *Temperature*: 1.5
- *Top_p*: 0.9
- *Top_k*: 200

The response to these instructions is then created in the same way as for human prompts (Figure 3). They are only added to the train set.

We now have a so-called semi-synthetic dataset.

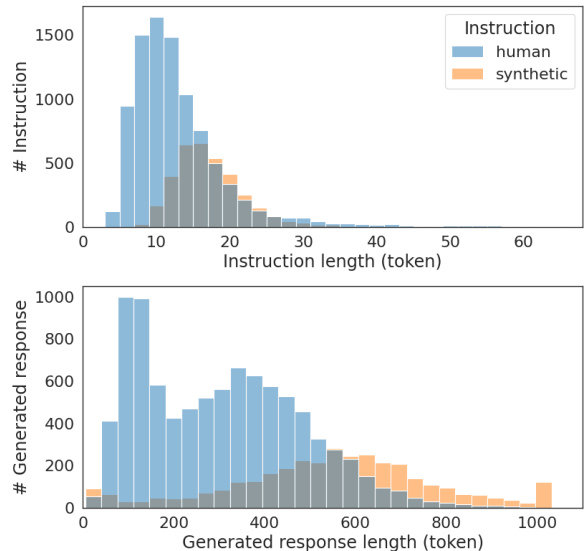


Figure 4: Length distribution of the instructions and generated responses

4 Experimental Results

4.1 Zero-shot and Few-shot Learning

Setup

To create a baseline, we carry out zero-shot and few-shot in-context learning as our first experiments. These are both performed with the *Mistral-7B-Instruct* model. On the one hand, this allows us to create a comparison for our later fine-tuned models, and, on the other hand, we can also test how the model is fundamentally suitable for the task of prompt prediction.

The first step in implementing zero-shot and few-shot learning is to set up a suitable prompt. The right choice of words and a clear task for the model must be taken into account. All in all, we create the following two prompts which are then both used individually for the experiments:

1. "`<s>`[INST] What prompt was used to generate this Text using LLM?
Text: {generatedText}
Prompt: [/`INST`]"
2. "`<s>`[INST] Predict and return only the prompt which was used to generate the Text.
Text: {generatedText}
Prompt: [/`INST`]"

With the two prompts presented, we have a question as a task with prompt n°1 and a request with prompt n°2. This gives us some variation in the experiments. We also use a low temperature of

Method	Metric	Category					Average (balanced)
		Brainstorming	Creative Writing	General QA	Open QA	Summarization	
Zero-shot	ROUGE-L	0.28	0.32	0.29	0.31	0.28	0.30
	MiniLM similarity	0.67	0.69	0.69	0.71	0.71	0.70
	BERTScore	0.96	0.96	0.96	0.96	0.96	0.95
Few-shot	ROUGE-L	0.38	0.37	0.50	0.48	0.37	0.42
	MiniLM similarity	0.80	0.74	0.84	0.83	0.76	0.79
	BERTScore	0.96	0.96	0.96	0.96	0.96	0.96
LoRA	ROUGE-L	0.45	0.40	0.50	0.57	0.44	0.47
	MiniLM similarity	0.82	0.75	0.83	0.84	0.81	0.81
	BERTScore	0.96	0.97	0.97	0.97	0.97	0.97
LoRA w/ synthetic data	ROUGE-L	0.47	0.43	0.56	0.58	0.46	0.50
	MiniLM similarity	0.83	0.78	0.87	0.85	0.82	0.83
	BERTScore	0.96	0.97	0.97	0.97	0.96	0.97

Table 1: Prompt recovery quantitative metrics (higher is better) on the human test set

Prompt	Method	ROUGE-L	MiniLM	BERTScore
1	zero-shot	0.18	0.54	0.95
1	three-shot	0.37	0.75	0.96
2	zero-shot	0.30	0.70	0.95
2	three-shot	0.42	0.79	0.96

Table 2: Comparison of both prompts between zero-shot and three-shot with ROUGE-L and BERTScore.

0.4 to reduce repetitions. This setting means that everything is ready for the zero-shot experiments.

For the few-shot in-context learning, three examples still have to be selected from our data set. These are then given to the model as a template for processing the task. In the final prompt, the examples are placed as follows:

```
"<s>[INST] Predict and return only
the prompt which was used to
generate the Text.
Text: {sampleText1}
Prompt: {samplePrompt1}
Text: {sampleText2}
Prompt: {samplePrompt2}
Text: {sampleText3}
Prompt: {samplePrompt3}
Text: {generatedText}
Prompt: [/INST]"
```

Results

We evaluate zero-shot and few-shot performance for each instruction of the test set (900 human instructions) (Table 2). We can see that prompt n^o2 performs better in every metric. In addition, it can be seen for both prompts that, as expected, three-shot learning represents a significant improvement compared to zero-shot learning. In both cases, the ROUGE-L score is almost doubled.

Category	Method	Qualitative Score	
		Prompt n ^o 1	Prompt n ^o 2
Brainstorming	zero-shot	2.0	2.2
	three-shot	1.9	2.3
Creative Writing	zero-shot	1.7	1.7
	three-shot	2.0	2.0
General QA	zero-shot	2.2	2.3
	three-shot	2.5	3.1
Open QA	zero-shot	1.8	2.1
	three-shot	2.3	2.6
Summarization	zero-shot	2.0	1.9
	three-shot	1.9	2.5

Table 3: Comparison of both prompts between zero-shot and three-shot based on qualitative analysis. Scale:

- 4 – Perfect instruction
- 3 – Correct instruction with minor imperfections
- 2 – Valid instruction with errors
- 1 – Irrelevant or invalid

Since we cannot interpret in detail from the ROUGE-L and BERTScore to what extent the prediction is satisfying, we conduct a qualitative analysis of 200 examples in total (Table 3). It confirms the findings obtained previously with the other three metrics. On the one hand, a significant improvement can be seen when using three-shot learning, and, on the other hand, the performance of prompt n^o2 is also slightly better.

Overall, it seems that the model is able to predict a similar instruction. What is clearly recognizable is that in categories such as General QA and Open QA, the model also shows better performance, probably because they are easier. This is also confirmed by the quantitative metrics in the Table 1. As we can see, the “creative writing” cate-

gory performs the worst, which again confirms our intention to generate synthetic data of this type.

4.2 Fine-tuning

Setup Once we have obtained correct results with our baseline, we fine-tune the model using LoRA (Hu et al., 2022), a parameter-efficient fine-tuning method. We follow the recommendations of the authors by setting $r = 32$ and $\alpha = 64$. Now we have “only” 85 million parameters to train compared to the 7 billion from *Mistral-7B*, our frozen backbone. We apply the same prompt as in the zero-shot experiment to limit the total runtime. This prompt is also masked out during back-propagation so that we don’t train the model to predict it. Training takes 45 minutes for 3 epochs with an NVIDIA A100.

Results We make the following observations from the results in Table 1. The use of LoRA brings a 12% increase in ROUGE-L and 3% in our sentence similarity metric compared to the best few-shot technique. This success underscores the potential of parameter-efficient fine-tuning techniques like LoRA in enhancing the capabilities of large language models without the extensive costs typically associated with full model fine-tuning.

4.3 Adding Synthetic Data

Setup To improve our results we experiment with the addition of synthetic prompts, more precisely in the worst-performing category (creative writing) because some others are already really good (Table 1). The generation process is described in section 3. We use the same fine-tuning technique (4.2).

Results The addition of synthetic data leads to create our best-performing model with a new improvement of metrics. Table 1 shows a increase of 6% for ROUGE-L and 2% in MiniLM similarity. Figure 5 and 6 present the key point of this study: the low number of bad-quality predictions.

4.4 Qualitative Analysis

The best model shows a significant improvement with the metrics used, almost doubling ROUGE-L over the zero-shot baseline. To understand this performance on quantitative metrics, we also analyzed qualitatively the results obtained in 4.3, as we did with the zero and three-shot in 4.1.

Global analysis The Figure 6 shows the distribution of the scores awarded for the individual exper-

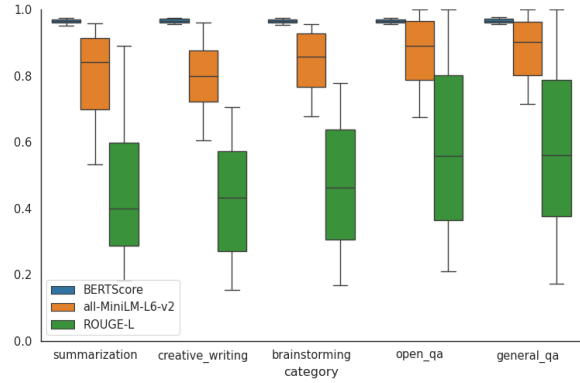


Figure 5: Fine-tuning performance following the category with semi-synthetic data

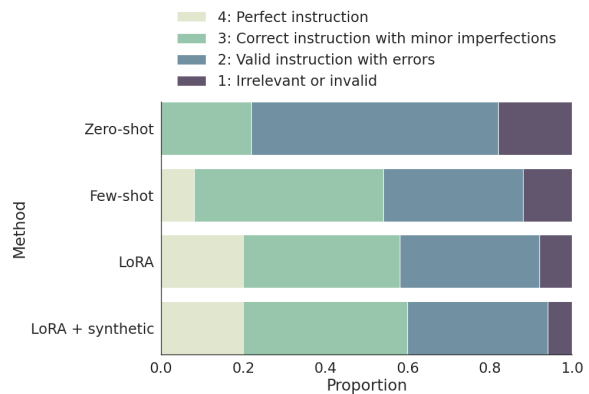


Figure 6: Qualitative analysis. 50 annotations for each method (10 for each category)

iments. It shows a similar improvement trend to the quantitative metrics. This can be seen starting from zero-shot, three-shot through fine-tuning, and finally to the best fine-tuning with the addition of synthetic data. In the last one, 60% of the prompts received a score of 3 or 4, which indicates a good to very good prediction whereas the invalid part is less than 5%, which confirms that it is possible to train a model to recover the original prompt.

Detailed analysis In the Table 4, we have listed examples of the original and the corresponding predicted prompts of our best solution. The top two prompts show two very good examples of how the model predicts the prompt.

The first example shows a perfect prediction of a slightly easier prompt.

The second example shows a slightly more difficult prompt, which the model also predicts almost perfectly. Only the sentence structure is slightly different and the Bernoulli principle itself is asked for, but this does not change the meaning of the prompt.

Generated Response (Input)	Predicted Prompt	Original Prompt	Qual. Score
Spokane, Washington does not have a widely recognized or commonly used nickname. The city's official nickname is "The Lilac City," which is derived from the large number of lilac bushes that were planted in the city in the late 1800s. However, this nickname is not as commonly used as some other city nicknames, and it may not be well-known outside of the Spokane area.	What is the nickname of Spokane, Washington?	What is the nickname for Spokane, Washington?	4
Bernoulli's principle is an empirical law that relates the pressure, velocity, and potential energy of a fluid in motion. It states that an increase in the velocity of a fluid in a tube causes a decrease in pressure, and vice versa, while the potential energy remains constant. This principle can be derived from Newton's second law of motion by considering the net force acting on a small element of fluid in a pipe. [...]	What is Bernoulli's principle and how can we derive it from Newton's second law of motion?	How can Bernoulli's principle be derived from Newton's second law of motion?	3
All twelve months have at least 28 days. However, only February in a normal year (a non-leap year) has exactly 28 days. All other months have more than 28 days. For example, March has 31 days, April has 30 days, and May through December each have at least 31 days. In a leap year, February has 29 days instead of 28.	What is the number of days in each month of a normal year?	How many months have 28 days?	1
Blue light therapy is a form of phototherapy that uses light-emitting diodes (LEDs) or cool white fluorescent lamps to emit blue light. People like blue light therapy for several reasons: 1. Treatment of Seasonal Affective Disorder (SAD) [...]	What is blue light therapy used for?	Why do people like Blue Light Therapy?	2
In the age of software and technology, personal privacy has become a hotly debated topic. With the increasing interconnectedness of our lives, the collection and use of personal data have become ubiquitous. On one hand, technology has brought about incredible conveniences and efficiencies, making our lives easier in countless ways. On the other hand, it has raised serious concerns about who has access to our personal information, how it is being used, and what the potential consequences might be. From a personal perspective , the loss of privacy can feel like an invasion of our most intimate spaces. Every time we use a search engine, make a purchase online, or engage in social media, we are leaving a digital footprint that can be traced and analyzed. [...]	Write a thoughtful and persuasive essay on the importance of personal privacy in the age of software and technology.	Write a point of view on personal privacy in the age of software and technology.	3

Table 4: Original and predicted instructions from our model fine-tuned on semi-synthetic data. (randomly selected)

The third and fourth prompts seem easy to predict at first glance, but they show how easily the models can still be misled. For example, the third example asks for specific months that have 28 days. However, as other months also appear in the generated text, this is not clear and so the prediction is promptly too inaccurate.

In the fourth example, the question of why and what is somewhat confused. This also occurs a few times when question words are mixed up and the context is slightly different.

In the last example, we present an example of a creative writing task. This shows how the model

predicts this prompt very well from a content perspective. However, the wording of the prompt does not completely match the original, but is it really possible if we use sampling during response generation?

Nevertheless, even the worst examples shown here are not a complete failure. The three positive examples (score ≥ 3) are representative of the 60% of how this prediction works and looks. (Figure 6).

No significant difference could be crystallized in the qualitative analysis between the fine-tuning approach on the human training data and the one enriched with synthetic data. However, this may

be due to the small number of examples analyzed. This could be investigated in more detail in a further study.

To summarize, the qualitative analysis identified some very good predictions based on the fine-tuning approaches. This confirms that a model can achieve an accuracy of at least 60% on a prompt recovery with a given generated text from one model.

5 Related Work

Instruction generation Our study is not the first work about generating prompts. A series of recent works (Shin et al., 2020; Zhou et al., 2022; Singh et al., 2023) cover the subject in a different manner with **autoprompting** not prompt recovering. It seeks the optimal prompt for a specified human-generated text formatted as “Input: [X] Output: [Y]”. Tasks typically include style transformations, sentiment analysis, basic logic, or language translation. However, this approach, restricted to a pre-defined set of non-creative tasks, does not apply to the varied nature of online-generated text.

Reverse engineering of models There is a growing area of interest in reverse engineering architecture and hyperparameters of models (Oh et al., 2018; Asnani et al., 2023). This improved knowledge of AI-generated content provides new descriptors for tracing them, which is in line with our final goal. It also reveals the limits of proprietary models.

Instruction-tuned LMs More generally, several studies (Ouyang et al., 2022; Wei et al., 2022; Wang et al., 2023) have demonstrated that base language models can successfully follow general language instructions when fine-tuned with "instructional" datasets. This explains why our solution works if the underlying LM has already been trained on this type of data.

Language models for data augmentation As detailed by this survey (Feng et al., 2021), data augmentation with LMs enhances the diversity and volume of training data, thereby improving model robustness and performance.

6 Conclusion

This study presents a preliminary experiment to assess the feasibility of backtracking from generated text to its original prompt.

The findings from our experiments demonstrate that it is indeed possible to recover the original prompts with a reasonable degree of accuracy.

While our results are promising, they are not without limitations. The scope of this study was confined to texts generated by a single model. Generalizing to multi-model generated texts seems to be the next step toward a real-world application.

References

- David Ifeoluwa Adelani, Haotian Mai, Fuming Fang, Huy H Nguyen, Junichi Yamagishi, and Isao Echizen. 2020. [Generating sentiment-preserving fake online reviews using neural language models and their human-and machine-based detection](#). In *Advanced information networking and applications: Proceedings of the 34th international conference on advanced information networking and applications (AINA-2020)*, pages 1341–1354. Springer.
- Vishal Asnani, Xi Yin, Tal Hassner, and Xiaoming Liu. 2023. [Reverse engineering of generative models: Inferring model hyperparameters from generated images](#). *IEEE Transactions on Pattern Analysis and Machine Intelligence*.
- Mike Conover, Matt Hayes, Ankit Mathur, Jianwei Xie, Jun Wan, Sam Shah, Ali Ghodsi, Patrick Wendell, Matei Zaharia, and Reynold Xin. 2023. [Free dolly: Introducing the world’s first truly open instruction-tuned llm](#).
- Evan Crothers, Nathalie Japkowicz, and Herna L Viktor. 2023. [Machine-generated text: A comprehensive survey of threat models and detection methods](#). *IEEE Access*.
- Steven Y. Feng, Varun Gangal, Jason Wei, Sarath Chandar, Soroush Vosoughi, Teruko Mitamura, and Eduard Hovy. 2021. [A survey of data augmentation approaches for NLP](#). In *Findings of the Association for Computational Linguistics: ACL-IJCNLP 2021*, pages 968–988, Online. Association for Computational Linguistics.
- Ari Holtzman, Jan Buys, Li Du, Maxwell Forbes, and Yejin Choi. 2020. [The curious case of neural text de-generation](#). In *International Conference on Learning Representations*.
- Edward J Hu, Yelong Shen, Phillip Wallis, Zeyuan Allen-Zhu, Yuanzhi Li, Shean Wang, Lu Wang, and Weizhu Chen. 2022. [LoRA: Low-rank adaptation of large language models](#). In *International Conference on Learning Representations*.
- Albert Q Jiang, Alexandre Sablayrolles, Arthur Mensch, Chris Bamford, Devendra Singh Chaplot, Diego de las Casas, Florian Bressand, Gianna Lengyel, Guillaume Lample, Lucile Saulnier, et al. 2023. [Mistral 7b](#). *arXiv preprint arXiv:2310.06825*.
- Chin-Yew Lin. 2004. [ROUGE: A package for automatic evaluation of summaries](#). In *Text Summarization Branches Out*, pages 74–81, Barcelona, Spain. Association for Computational Linguistics.

- Seong Joon Oh, Max Augustin, Bernt Schiele, and Mario Fritz. 2018. [Towards reverse-engineering black-box neural networks](#). *International Conference on Learning Representations*.
- Long Ouyang, Jeffrey Wu, Xu Jiang, Diogo Almeida, Carroll Wainwright, Pamela Mishkin, Chong Zhang, Sandhini Agarwal, Katarina Slama, Alex Ray, et al. 2022. [Training language models to follow instructions with human feedback](#). *Advances in neural information processing systems*, 35:27730–27744.
- Taylor Shin, Yasaman Razeghi, Robert L. Logan IV, Eric Wallace, and Sameer Singh. 2020. [AutoPrompt: Eliciting Knowledge from Language Models with Automatically Generated Prompts](#). In *Proceedings of the 2020 Conference on Empirical Methods in Natural Language Processing (EMNLP)*, pages 4222–4235, Online. Association for Computational Linguistics.
- Chandan Singh, John X. Morris, Jyoti Aneja, Alexander Rush, and Jianfeng Gao. 2023. [Explaining data patterns in natural language with language models](#). In *Proceedings of the 6th BlackboxNLP Workshop: Analyzing and Interpreting Neural Networks for NLP*, pages 31–55, Singapore. Association for Computational Linguistics.
- Rohan Taori, Ishaan Gulrajani, Tianyi Zhang, Yann Dubois, Xuechen Li, Carlos Guestrin, Percy Liang, and Tatsunori B. Hashimoto. 2023. Stanford alpaca: An instruction-following llama model. https://github.com/tatsu-lab/stanford_alpaca.
- Wenhui Wang, Furu Wei, Li Dong, Hangbo Bao, Nan Yang, and Ming Zhou. 2020. [Minilm: deep self-attention distillation for task-agnostic compression of pre-trained transformers](#). In *Proceedings of the 34th International Conference on Neural Information Processing Systems*.
- Yizhong Wang, Yeganeh Kordi, Swaroop Mishra, Alisa Liu, Noah A. Smith, Daniel Khashabi, and Hannaneh Hajishirzi. 2023. [Self-instruct: Aligning language models with self-generated instructions](#). In *Proceedings of the 61st Annual Meeting of the Association for Computational Linguistics (Volume 1: Long Papers)*, pages 13484–13508, Toronto, Canada. Association for Computational Linguistics.
- Jason Wei, Maarten Bosma, Vincent Zhao, Kelvin Guu, Adams Wei Yu, Brian Lester, Nan Du, Andrew M. Dai, and Quoc V Le. 2022. [Finetuned language models are zero-shot learners](#). In *International Conference on Learning Representations*.
- Rowan Zellers, Ari Holtzman, Hannah Rashkin, Yonatan Bisk, Ali Farhadi, Franziska Roesner, and Yejin Choi. 2019. [Defending against neural fake news](#). In *Advances in Neural Information Processing Systems* 32.
- Tianyi Zhang, Varsha Kishore, Felix Wu, Kilian Q. Weinberger, and Yoav Artzi. 2020. [Bertscore: Evaluating text generation with bert](#). In *International Conference on Learning Representations*.
- Yongchao Zhou, Andrei Ioan Muresanu, Ziwen Han, Keiran Paster, Silviu Pitis, Harris Chan, and Jimmy Ba. 2022. [Large language models are human-level prompt engineers](#). In *NeurIPS 2022 Foundation Models for Decision Making Workshop*.