

APEER : Automatic Prompt Engineering Enhances Large Language Model Reranking

Can Jin^{1*} Hongwu Peng^{2*} Shiyu Zhao¹ Zhenting Wang¹ Wujiang Xu¹ Ligong Han¹
Jiahui Zhao² Kai Zhong Sanguthevar Rajasekaran² Dimitris N. Metaxas¹

¹Rutgers University, USA ²University of Connecticut, USA

{can.jin,sz553,zhenting.wang,wujiang.xu,ligong.han}@rutgers.edu

{hongwu.peng,jiahui.zhao,sanguthevar.rajasekaran}@uconn.edu

kaizhong89@gmail.com dnm@cs.rutgers.edu

Abstract

Large Language Models (LLMs) have significantly enhanced Information Retrieval (IR) across various modules, such as reranking. Despite impressive performance, current zero-shot relevance ranking with LLMs heavily relies on human prompt engineering. Existing automatic prompt engineering algorithms primarily focus on language modeling and classification tasks, leaving the domain of IR, particularly reranking, underexplored. Directly applying current prompt engineering algorithms to relevance ranking is challenging due to the integration of query and long passage pairs in the input, where the ranking complexity surpasses classification tasks. To reduce human effort and unlock the potential of prompt optimization in reranking, we introduce a novel automatic prompt engineering algorithm named APEER. APEER iteratively generates refined prompts through feedback and preference optimization. Extensive experiments with four LLMs and ten datasets demonstrate the substantial performance improvement of APEER over existing state-of-the-art (SoTA) manual prompts. Furthermore, we find that the prompts generated by APEER exhibit better transferability across diverse tasks and LLMs. Code is available at <https://github.com/jincan333/APEER>.

1 Introduction

Large Language Models (LLMs) have revolutionized the field of Natural Language Processing (NLP), achieving success across a variety of tasks (Achiam et al., 2023; Brown et al., 2020; Touvron et al., 2023; Lyu et al., 2023). One of the most impactful applications of LLMs is in Information Retrieval (IR), which focuses on efficiently retrieving information relevant to user queries (Hou et al., 2024; Fan et al., 2023; Xi et al., 2023). Due to their advanced linguistic understanding and world

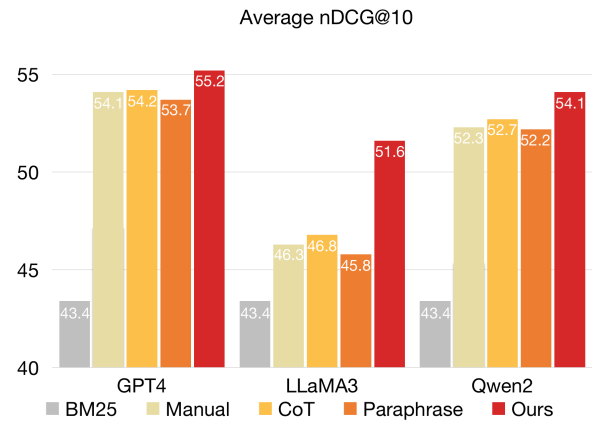


Figure 1: Performance overview of four prompting methods on GPT4, LLaMA3 (AI@Meta, 2024) and Qwen2 (qwe, 2024) models and BEIR datasets (Thakur et al., 2021). The manual prompt is RankGPT (Sun et al., 2023). Modifying the manual prompt with CoT and paraphrasing yields marginal gains.

knowledge, LLMs enhance IR systems in multiple modules, thereby attracting increasing interest (Liang et al., 2022; Qin et al., 2023; Sun et al., 2023).

Relevance ranking, which aims to rank a set of candidate passages by their relevance to a given query, is the most critical problem in IR (Fan et al., 2022). Recently, a series of works have explored manual prompt approaches for LLM zero-shot reranking (Sun et al., 2023; Pradeep et al., 2023; Ma et al., 2023). The key challenge in prompting lies in the design of the prompt, which has emerged as a crucial technique known as prompt engineering (Brown et al., 2020; Nye et al., 2022; Yao et al., 2022; Prasad et al., 2023). Despite the impressive results in reranking, manual prompt engineering typically requires substantial human effort and expertise, with subjective and limited guidelines.

Automatic prompt engineering can generate and select prompts autonomously, thereby reducing the human effort involved in prompt design and

* Equal contribution.

achieving impressive performance across various tasks such as language modeling and classification (Pryzant et al., 2023; Zhou et al., 2022; Guo et al., 2023; Liu et al., 2024a). However, the impact of automatic prompt engineering in the IR domain, particularly for zero-shot passage relevance ranking, has been less studied. Relevance ranking, which integrates a group of long passages into the input, presents unique challenges compared to language modeling and classification, and current automatic prompt engineering methods are sub-optimal in this field due to several reasons: ❶ The input-output demonstrations for relevance ranking are more complex than those for language modeling. The input consists of query and passage pairs, and the output may not be unique, as various relevance ranks can serve as answers for a group of passages. ❷ The optimization process for relevance ranking is more challenging. It requires not only comprehension of the query but also comparison and relevance ranking of the passages. To this end, we aim to systematically address the following problem:

How to design an automatic prompt optimization algorithm for passage relevance ranking?

To answer the research question, we introduce APEER (Automatic Prompt Engineering Enhances LLM Reranking), which iteratively refines prompts through feedback generation and preference optimization. APEER comparison with state-of-the-art (SoTA) manual prompts in RankGPT Sun et al. (2023), chain-of-thought (CoT) prompting and paraphrasing is given in Figure 1. Results shows that APEER demonstrates significant improvement. In summary, our contributions are as follows:

- ★ We investigate the effect of directly modifying current SoTA prompts using CoT and paraphrasing in relevance ranking and find their inefficacy in improving the performance of well-designed prompts.
- ★ To reduce human efforts and unlock the potential of prompt optimization, we propose a novel automatic prompt engineering algorithm, termed APEER, which generates refined prompts through feedback optimization and preference optimization to address the aforementioned challenges.
- ★ We conduct extensive experiments across diverse datasets and architectures, including

newly released LLaMA3 and Qwen2. Empirical results consistently highlight the impressive performance advancements of APEER. For example, APEER achieves an average performance improvement of 5.29 (NDCG@10) on **eight** BEIR datasets compared to SoTA manual prompts on LLaMA3.

- ★ More interestingly, we demonstrate that the prompts generated by APEER exhibit enhanced transferability across multiple benchmarks and architectures.

2 Related Works

2.1 Prompt Engineer

Prompting offers a natural and intuitive interface for humans to interact with and utilize generalist models such as large language models (LLMs). Due to its flexibility, prompting has been widely adopted for various NLP tasks (Schick and Schütze, 2021; Brown et al., 2020; Sanh et al., 2021; Jin et al., 2024a). The chain-of-thought (CoT) prompting method was introduced to encourage LLMs to generate intermediate reasoning steps before arriving at a final answer (Kojima et al., 2022; Wei et al., 2022; Wang et al., 2022; Jin et al., 2024c). However, LLMs require careful prompt engineering, whether manually (Reynolds and McDonell, 2021; Jin et al., 2024b) or automatically (Pryzant et al., 2023; Zhou et al., 2022; Peng et al., 2023), due to the model’s sensitivity (Jiang et al., 2020; Zhao et al., 2021; Lu et al., 2022; Lyu et al., 2022; Xu et al., 2024) and their inability to understand prompts in the same way humans do (Webson and Pavlick, 2022; Lu et al., 2022; Liu et al., 2024c). While many successful prompt tuning methods optimize over a continuous space using gradient-based techniques (Liu et al., 2023; Qin and Eisner, 2021; Lester et al., 2021; Jin et al., 2023), this becomes less practical at scale, as computing gradients becomes increasingly expensive and access to models shifts to APIs that may not provide gradient access. Another line of work focuses on discrete prompt search methods, such as prompt generation (Pryzant et al., 2023; Zhou et al., 2022; Guo et al., 2023; Ye et al., 2023), prompt scoring (Davison et al., 2019), and prompt paraphrasing (Jiang et al., 2020; Yuan et al., 2021; Liu and Zhu, 2022), to optimize instructions by searching directly in the natural language hypothesis space. Prompt optimization for reranking has been less studied; Cho

et al. (2023); ? explore discrete prompt optimization for query generation rather than relevance ranking for groups of passages. In this paper, we follow the line of work in prompt generation and propose a novel automatic prompt engineering algorithm for passage relevance ranking.

2.2 LLMs for Information Retrieval

IR is crucial for many knowledge-driven NLP applications (Zhu et al., 2023; Karpukhin et al., 2020; Qu et al., 2021; Wu et al., 2017; Cao et al., 2024). LLMs have demonstrated remarkable efficacy in IR tasks (Zhu et al., 2023; Sun et al., 2023; Pradeep et al., 2023; Yanhui et al., 2024). IR typically consists of an initial, cost-effective retriever followed by a sophisticated reranker to refine the results (Ma et al., 2023; Craswell et al., 2020; Nogueira et al., 2019; Liu et al., 2024b). Traditional supervised reranking methods (Nogueira et al., 2020; Zhuang et al., 2023; Pradeep et al., 2023) often rely on fine-tuning transformer-based models with extensive training data, such as MS MARCO (Bajaj et al., 2016). Recent research has explored zero-shot relevance ranking with LLMs. These methods can be broadly categorized into synthetic data generation and relevance ranking. For synthetic data generation, Muennighoff (2022) generate text embeddings using GPT for dense retrieval, while Gao et al. (2023); Wang et al. (2023) generate pseudo-documents for retrieval. In relevance ranking, RG (Liang et al., 2022) generates relevance proxy tokens for ranking, while PRP (Qin et al., 2023) compares the relevancies of two documents for a given query. RankGPT (Sun et al., 2023) employs a zero-shot permutation generation method to reorder document relevance collectively and achieve improvements than RG and PRP using GPT4.

3 Method

In APEER, we attain superior prompts through two main optimization steps: ① Feedback optimization: we infer the current prompt, gather feedback on how to refine it, and then create a refined prompt based on the feedback. ② Preference optimization: we further optimize the refined prompt by learning preferences through a set of positive and negative prompt demonstrations. An overview of the training process of APEER is presented in Figure 2.

3.1 Problem Formulation

IR is often implemented as a two-stage pipeline composed of a first-stage retriever and a second-

stage reranker (Craswell et al., 2020). For a given query q sampled from a query distribution \mathcal{Q} , the retriever, such as BM25, efficiently returns a list of l candidate passages $\mathcal{P} = \{P_1, P_2, \dots, P_l\}$ from the original corpus \mathcal{D} that are most relevant to q . The reranker then refines the relevance order of \mathcal{P} to q by further reranking the list of l candidates according to either the same or a different metric used by the retriever. In APEER, we focus on improving the second-stage reranking performance with a fixed retriever, formulating the *reranking optimization problem* as:

$$\max \mathbb{E}_{(q, \mathcal{P}, r) \in (\mathcal{Q}, \mathcal{D}, \mathcal{R})} \mathcal{M}(f([q, \mathcal{P}]; p), r), \quad (1)$$

where \mathcal{R} is the standard relevance mapping set, $r \in \mathcal{R}$ indicates the standard relevance order between the query q and passages \mathcal{P} , f is an LLM, \mathcal{M} is a predefined metric, and p is the text prompt that will be concatenated with q and \mathcal{P} during inference. In our experiments, we choose normalized Discounted Cumulative Gain (nDCG) as the default metric for \mathcal{M} .

3.2 Build Training Dataset

Corpus datasets in passage reranking are typically extremely large (see Table 5 for corpus dataset information), with one corpus potentially containing hundreds of millions of tokens. Thus, directly utilizing all queries and corpus in current benchmarks as the training dataset would be enormously expensive. To build the training dataset \mathcal{D}_{train} , we first randomly sample a subset of queries from the standard training split in current benchmarks, such as the MS MARCO v1 training split (Bajaj et al., 2016). For each sampled query q , using the standard relevance mapping set \mathcal{R} , we identify up to 10 positively relevant passages with a relevance score greater than zero and add them to the candidate passages set \mathcal{P} for query q . To find negatively relevant passages, we use BM25 to retrieve the top 100 candidate passages most relevant to q . We then select the top passages with a relevance score of zero to q and add them to \mathcal{P} . The final size of \mathcal{P} for each query is 20. We then randomly shuffle the passage order in \mathcal{P} and record the relevance mapping r between q and \mathcal{P} . Finally, (q, \mathcal{P}, r) is added to the training dataset $\mathcal{D}_{train} = \{(q_i, \mathcal{P}_i, r_i)\}_{i=1}^n$. Following the same procedure, we can build the validation dataset $\mathcal{D}_{val} = \{(q_i, \mathcal{P}_i, r_i)\}_{i=1}^m$.

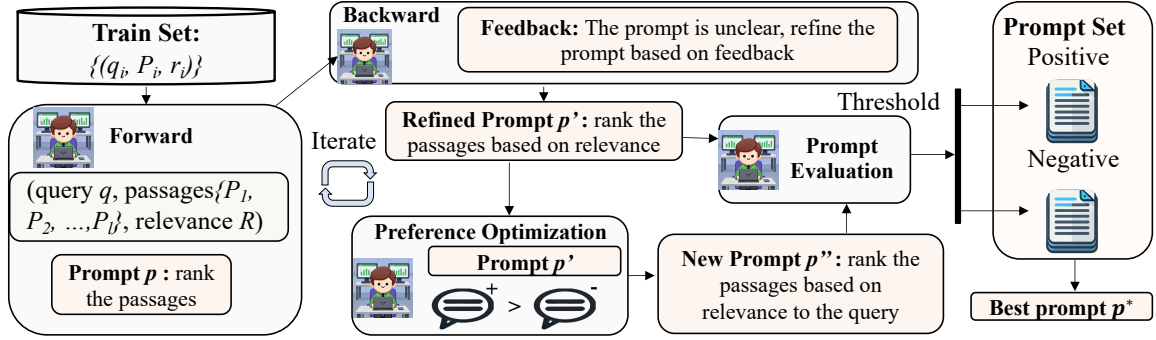


Figure 2: Overview of APEER. APEER iteratively refines prompts through two optimization steps. In Feedback Optimization, it refines the current prompt p and creates a refined prompt p' based on feedback. In Preference Optimization, it further optimizes p' by learning preferences from a set of positive and negative prompt demonstrations.

3.3 Prompt Initialization

Due to the infinitely large search space, finding the optimal prompts from scratch can be extremely difficult. In APEER, we construct two initialized prompt sets to guide our optimization procedure: a positive prompts set \mathcal{H}_{pos} and a negative prompts set \mathcal{H}_{neg} . The positive prompts serve as preferred examples, while negative prompts serve as dispreferred examples in prompt training.

Positive Prompt Initialization. A good choice is utilizing the current SoTA manual prompt as the initial positive prompt p_{pos} . Various manual prompts have been proposed in zero-shot passage reranking, such as pointwise (Sachan et al., 2022; Liang et al., 2022), pairwise (Qin et al., 2023), and listwise (Sun et al., 2023; Ma et al., 2023). In our experiments, we choose the manual prompt from RankGPT (Sun et al., 2023) as it has been proven to achieve superior performance compared to others (Sun et al., 2023). Other methods for initialization include leveraging the LLM f to generate prompts and paraphrasing the manual prompt.

Negative Prompt Initialization. We leverage a pretrained LLM to generate some prompt examples and choose the prompt that performs poorly on the validation dataset \mathcal{D}_{val} as the initial negative prompt p_{neg} . The initialized prompts used in our experiments are shown in Appendix C.

Both the positive prompt p_{pos} and the negative prompt p_{neg} are then evaluated on all queries in \mathcal{D}_{val} to determine their performance. The positive prompt is then initialized as the current prompt $p = p_{init} = p_{pos}$. After initialization, we obtain the following:

$$\begin{aligned} \mathcal{H}_{pos} &= \{p_{pos}\}, \\ \mathcal{H}_{neg} &= \{p_{neg}\}, \end{aligned} \quad (2)$$

3.4 Feedback Optimization

To update the current prompt p and obtain refined prompts, we first infer it on a batch of data $\mathcal{B} = \{(q_i, \mathcal{P}_i, r_i)\}_{i=1}^k$ using the LLM f and obtain the responses $S = \{s_i\}_{i=1}^k$, which constitutes the ‘forward’ pass:

$$s_i = f([q_i, \mathcal{P}_i]; p) \quad (3)$$

To attain the ‘gradient’ (i.e., feedback) on \mathcal{B} , we utilize the LLM f to generate high-quality feedback on the current prompt based on the queries, passages, responses, and the relevance mapping:

$$b_i = f([p, q_i, \mathcal{P}_i, s_i, r_i]; c_{fb}), \quad (4)$$

where b_i is the feedback and c_{fb} is the meta prompt for feedback generation. The full prompt for c_{fb} can be found in Figure 11.

To apply the obtained gradients to the current prompt, we ‘backward’ p by prompting the LLM to generate a refined prompt based on the feedback:

$$p' = f([p, \{b_i\}_{i=1}^k]; c_g), \quad (5)$$

where p' is the refined prompt and c_g is the meta prompt for prompt refinement. The full prompt for c_g is shown in Figure 12.

The refined prompt p' is then evaluated on the validation dataset \mathcal{D}_{val} . If it achieves higher performance than p_{init} , it will be added to \mathcal{H}_{pos} ; otherwise, it will be added to \mathcal{H}_{neg} .

3.5 Preference Optimization

Direct Preference Optimization (Rafailov et al., 2024) and Reinforcement Learning with Human Feedback (RLHF) (Ouyang et al., 2022) are prevalent techniques for steering the model’s output towards the high-quality (potentially infrequent)

responses within its training dataset. Within the framework of APEER, we have cataloged a collection of potential positive and negative responses within \mathcal{H}_{pos} and \mathcal{H}_{neg} , respectively. Our objective is to refine the prompt p' such that it is biased towards the optimal prompt contained in \mathcal{H}_{pos} . To achieve this, we employ a methodology where each refined prompt p' is aligned with a high-quality prompt in \mathcal{H}_{pos} , utilizing pairs of positive and negative prompts (p_{pos}, p_{neg}) for demonstration purposes. We meticulously choose the top t positive prompts from \mathcal{H}_{pos} and the bottom t prompts from \mathcal{H}_{neg} to serve as our demonstration pairs. This procedure generates a new prompt p'' that exhibits a preference for positive prompts while avoiding negative ones:

$$p'' = f([p', \{(p_{pos}, p_{neg})\}]; c_{pre}), \quad (6)$$

where c_{pre} denotes the meta prompt for optimizing prompt preferences. The comprehensive prompt is detailed in Figure 13.

Subsequently, the performance of the newly generated prompt p'' relative to the baseline initialization prompt p_{init} on the validation dataset \mathcal{D}_{val} determines its categorization into either the positive prompt set \mathcal{H}_{pos} or the negative prompt set \mathcal{H}_{neg} . Ultimately, the generation of prompts through both feedback optimization and preference optimization will maintain a balanced ratio of 1:1.

The algorithmic foundation of APEER is thoroughly outlined in Algorithm 1. Conceptually, the Feedback Optimization acts as a local optimizer for the current batch \mathcal{B} , whereas the Preference Optimization mechanism extends this local optimization by globally aligning the local optimized prompts towards superior global prompts, as identified in \mathcal{H}_{pos} , via preference learning from both positive and negative prompts across the dataset. The efficacy of Preference Optimization in enhancing the quality of prompts is evidenced by our ablation study, presented in Table 4.

4 Experiments

To evaluate the effectiveness of APEER, we adhere to the standard reranking evaluation methodology. Specifically, we assess the reranking performance of the top 100 passages retrieved by a first-stage retriever, such as BM25, using Pyserini¹. Additionally, we conduct extensive experiments to: (1) demonstrate the superior performance of APEER on

¹<https://github.com/castorini/pyserini>

Model	Dataset	TREC-DL19			TREC-DL20		
	nDCG	@1	@5	@10	@1	@5	@10
	BM25	54.26	52.78	50.58	57.72	50.67	47.96
GPT4	Manual	80.62	77.83	74.89	79.73	73.15	70.14
	CoT	81.01	78.04	75.20	80.25	74.13	70.42
	Paraphrase	81.01	78.47	74.76	80.13	74.23	70.01
	APEER	84.11	79.73	76.22	82.72	75.88	70.78
LLaMA3	Manual	76.35	74.86	71.89	79.11	70.53	67.37
	CoT	77.52	74.96	71.83	79.94	71.83	68.32
	Paraphrase	74.81	74.60	71.79	78.09	69.73	66.84
	APEER	81.40	76.57	73.01	81.79	72.25	68.99
Qwen2	Manual	80.44	76.63	72.78	79.53	72.68	68.80
	CoT	81.01	78.29	73.92	79.94	73.03	69.18
	Paraphrase	80.62	76.86	73.08	79.63	72.80	68.95
	APEER	83.33	79.21	75.11	81.17	73.43	69.78

Table 1: Performance overview (nDCG@{1,5,10}) of APEER and baseline methods trained on GPT-4, LLaMA-3, and Qwen-2 with MS MARCO samples, evaluated on TREC-DL19 and TREC-DL20. APEER consistently outperforms the baselines. Manual refers to the RankGPT (Sun et al., 2023) baseline. The best performance for each model is marked in **bold**, while the overall best performance is highlighted in **green**.

in-domain tasks; (2) illustrate the transferability of APEER prompts to out-of-domain tasks; and (3) exhibit the transferability of APEER prompts across various architectures. Furthermore, we perform in-depth ablation studies to evaluate the impact of our novel preference optimization, as well as the effects of different training dataset sizes in APEER.

4.1 Implementation Details

Models. Our experiments utilize two closed-source models, GPT3.5-Turbo-0301 and GPT4-0613 (Achiam et al., 2023), as well as two open-source models, LLaMA3-70B (AI@Meta, 2024) and Qwen2-72B (qwe, 2024).

Benchmarks. We evaluate the effectiveness of APEER on three benchmarks: TREC (Craswell et al., 2020) and BEIR (Thakur et al., 2021), which collectively include ten datasets. **TREC** is a widely adopted benchmark in IR research. We use the test sets from the TREC-DL19 and TREC-DL20 competitions, both of which employed the MS MARCO v1 passage corpus. **BEIR** encompasses diverse retrieval tasks and domains. We select the test sets of eight tasks from BEIR to evaluate our approach: (i) Covid, which retrieves scientific articles for COVID-19-related questions; (ii) NFCorpus, a biomedical information retrieval dataset; (iii) Signal, which retrieves relevant tweets for a given news title; (iv) News, which retrieves relevant news

Model	Dataset	Covid	NFCorpus	Signal	News	Robust04	Touche	DBPedia	SciFact	BEIR (Average)
	<i>BM25</i>	59.47	33.75	33.05	39.52	40.70	44.22	31.80	67.89	43.80
GPT4	<i>Manual</i>	83.98	38.83	33.90	52.82	59.74	40.72	47.12	75.61	54.09
	<i>CoT</i>	85.51	38.33	33.45	51.90	59.92	40.45	47.53	76.08	54.15
	<i>Paraphrase</i>	84.15	38.76	33.60	50.46	59.35	40.72	47.19	75.26	53.69
	APEER	86.09	40.19	34.08	54.77	60.15	40.91	48.06	77.02	55.16
LLaMA3	<i>Manual</i>	76.15	34.95	33.29	42.11	47.38	30.54	45.40	60.72	46.32
	<i>CoT</i>	77.46	35.49	33.37	42.37	47.96	30.83	45.59	60.91	46.75
	<i>Paraphrase</i>	74.54	34.59	33.12	41.63	47.04	29.23	45.26	60.56	45.75
	APEER	83.86	38.93	33.41	52.11	56.03	35.25	46.13	67.16	51.61
Qwen2	<i>Manual</i>	80.07	38.07	32.87	47.35	59.24	41.02	45.53	74.08	52.28
	<i>CoT</i>	81.45	38.19	32.96	47.61	59.42	41.22	45.80	74.55	52.65
	<i>Paraphrase</i>	79.72	38.03	32.86	47.13	59.13	40.92	45.50	73.89	52.15
	APEER	85.07	39.30	33.06	50.83	59.61	41.61	46.88	76.56	54.12

Table 2: Performance overview (nDCG@10) of APEER trained on GPT4, LLaMA3, and Qwen2 using MS MARCO samples, and evaluated on eight BEIR datasets. APEER prompts consistently demonstrate superior performance compared to baselines when transferred to BEIR datasets. Manual refers to the RankGPT (Sun et al., 2023) baseline.

articles for news headlines; (v) Robust04, which evaluates poorly performing topics; (vi) Touche, an argument retrieval dataset; (vii) DBPedia, which retrieves entities from the DBpedia corpus; and (viii) SciFact, which retrieves evidence for scientific claim verification.

Baselines. We compare APEER to four baselines: (1) *BM25* (Lin et al., 2021), which serves as a fundamental sanity check by directly using the ranking results from the first-stage retrieval; (2) *Manual Prompt*, where we select the current state-of-the-art (SoTA) manual prompt, RankGPT (Sun et al., 2023); (3) *CoT*, which uses the manual prompt concatenated with "Let's think step by step" as the CoT prompt; and (4) *Paraphrase*, where we utilize the LLM to paraphrase the manual prompt to obtain a paraphrased version. We choose listwise reranking as our default reranking method, as it achieves superior performance compared to pointwise and pairwise reranking (Sun et al., 2023; Qin et al., 2023). The implementation details of baselines is shown in Appendix B.

Training and Evaluation. We construct the training and validation datasets as described in Section 3.2, using queries sampled from the standard MS MARCO v1 training split (Bajaj et al., 2016). The same dataset is utilized for both training and validation, with the default number of queries set at 100. The initialization of the positive prompt is based on the SoTA manual prompt from RankGPT Sun et al. (2023), detailed in Figure 5. The negative prompt initialization is generated by the training models and is provided in Figure 10. Optimal hyperparameters are determined through grid search.

We evaluate zero-shot performance using normalized Discounted Cumulative Gain (nDCG) at rank cutoffs of {1,5,10} (nDCG@{1,5,10}) and the results are averaged over three runs. It is important to note that we use the Azure API for the GPT4-0613 model, which differs from the GPT4-0314 model used in RankGPT (Sun et al., 2023). Additionally, RankGPT utilizes GPT4 to rerank the top 30 passages initially reranked by GPT3.5 on BEIR. These differences result in discrepancies between the RankGPT results in our study and those reported in (Sun et al., 2023). Further implementation details are available in Appendix B.

4.2 Superior Performance

In-domain Results. To assess the effectiveness of APEER prompts on in-domain tasks, we apply APEER to GPT4, LLaMA3, and Qwen2 training on MS MARCO samples. The evaluation is conducted on TREC-DL19 and TREC-DL20, which also use the MS MARCO corpus. Several positive observations can be drawn from the results shown in Table 1: ① APEER is capable of generating superior prompts compared to baselines across diverse architectures, effectively enhancing the initialized manual prompts. For example, it achieves {5.05, 1.71, 1.12} higher nDCG@{1, 5, 10} on LLaMA3 and DL19 than manual prompts. While CoT can enhance the performance of manual prompts, APEER consistently outperforms CoT across all models and datasets. Moreover, direct paraphrasing of the manual prompts leads to inferior performance, underscoring the importance of prompt training. ② With APEER, a weaker model can sometimes achieve better performance than a stronger

Dataset	DL19	DL20	Covid	NFCorpus	Signal	News	Robust04	Touche	DBPedia	SciFact	BEIR (Average)
BM25	50.58	47.96	59.47	33.75	33.05	39.52	40.70	44.22	31.80	67.89	43.80
GPT4 → GPT3.5											
Manual	65.80	62.91	76.67	35.62	32.12	48.85	50.62	36.18	44.47	70.43	49.37
CoT	65.15	62.24	76.02	35.81	32.78	49.98	50.64	37.27	43.82	70.90	49.65
Paraphrase	64.86	61.74	74.28	35.16	31.08	48.60	50.34	37.11	43.42	70.11	48.76
APEER	67.47	63.29	81.57	37.56	32.98	50.44	52.77	39.48	44.67	72.87	51.54
Qwen2 → LLaMA3											
Manual	71.99	67.37	76.15	34.95	33.29	42.11	47.38	30.54	45.40	60.72	46.32
CoT	71.83	68.32	77.46	35.49	33.37	42.37	47.96	30.83	45.59	60.91	46.75
Paraphrase	71.87	67.43	75.11	35.08	33.01	41.89	47.36	29.79	45.59	60.75	46.07
APEER	72.65	68.79	80.28	38.85	33.62	46.66	55.71	36.02	46.08	68.06	50.66

Table 3: Performance overview (nDCG@10) of applying GPT4 and Qwen2 generated prompts on GPT3.5 and LLaMA3 models, and evaluated on two TREC-DL datasets and eight BEIR datasets. APEER prompts consistently demonstrate superior transferability across models, outperforming baseline methods. Manual refers to the RankGPT (Sun et al., 2023) baseline.

model. For instance, Qwen2 with APEER achieves {2.71, 1.38, 0.22} higher nDCG@{1, 5, 10} than GPT4 with manual prompts, further demonstrating the effectiveness of APEER. ③ GPT4 with APEER achieves the best performance across all prompting methods, models, and datasets.

Transferability Across Datasets. Superior prompts should be generalizable across different datasets. To investigate the transferability of APEER on out-of-domain tasks, we conduct experiments using APEER trained on MS MARCO samples and evaluate them on eight BEIR datasets, which feature more diverse types of queries and corpora compared to TREC-DL and MS MARCO. The results, presented in Table 2, reveal the following: ① APEER consistently achieves the best performance across eight BEIR datasets and three model architectures. Notably, APEER shows average nDCG@10 improvements of {1.07, 5.29, 1.84} over manual prompts for GPT4, LLaMA3, and Qwen2, respectively. This demonstrates the effectiveness of APEER prompts on out-of-domain datasets. ② Simple application of CoT and paraphrased prompts does not significantly improve over manual prompts, highlighting the superiority of APEER prompt training. ③ With APEER prompts, Qwen2 even achieves higher performance than GPT4, further underscoring the significance of our method. The transferability of APEER across diverse datasets enhances its practicality in real-world applications.

Transferability Across Models. We further investigate whether prompts trained on one model architecture using APEER can be transferred to models with different architectures. We apply the prompts

obtained by APEER and baseline methods on GPT4 and Qwen2 to GPT3.5 and LLaMA3 models, respectively. The results on two TREC-DL datasets and four BEIR datasets are shown in Table 3. Several positive observations can be drawn: ① Prompts trained on a strong model can be transferred to a significantly weaker model. For example, when applying APEER prompts from GPT4 to GPT3.5, they consistently achieve better performance than all baselines on all TREC-DL and BEIR datasets. ② APEER prompts can transfer across models with comparable performance. For instance, prompts trained on Qwen2 achieve significant performance improvements over manual prompts when applied to LLaMA3. The transferability of APEER across different architectures further enhances its practical utility in real-world applications.

4.3 In-depth Dissection of APEER

Preference Optimization. In APEER, we propose a novel Preference Optimization method based on preference learning from (positive prompt, negative prompt) demonstrations. To investigate the impact of Preference Optimization in APEER, we conduct experiments using LLaMA3 trained on MS MARCO samples, with and without Preference Optimization, while keeping all other configurations the same. We evaluate performance on two TREC datasets. The results, shown in Table 4, reveal that: ① Preference Optimization is effective in APEER, as APEER with Preference Optimization achieves higher performance than APEER without it. ② APEER without Preference Optimization still produces better prompts than baselines, further indicating the overall effectiveness of APEER.

Dataset	TREC-DL19			TREC-DL20		
	@1	@5	@10	@1	@5	@10
nDCG						
BM25	54.26	52.78	50.58	57.72	50.67	47.96
Manual	76.35	74.86	71.99	79.11	70.53	67.37
CoT	77.52	74.96	71.83	79.94	71.83	68.32
Paraphrase	74.81	74.60	71.79	78.09	69.73	66.84
APEER w.o. PO	78.68	75.33	72.41	81.17	71.97	68.39
APEER w. PO	81.40	76.57	73.01	81.79	72.25	68.99

Table 4: Ablation results of Preference Optimization in APEER. We train APEER with and without Preference Optimization (denoted as APEER w. PO and APEER w.o. PO, respectively) on MS MARCO samples using LLaMA3, and evaluate on TREC-DL19 and TREC-DL20.

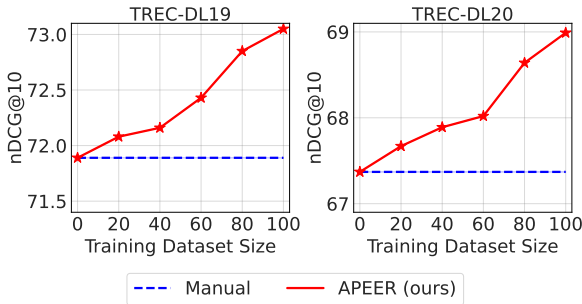


Figure 3: Ablation results of training dataset size. We train LLaMA3 model on various training dataset sizes and evaluate on TREC-DL19 and TREC-DL20.

Impact of Training Dataset Size. We conduct experiments to investigate the influence of training dataset size on the performance of APEER. Following the procedure outlined in Section 3.2, we construct training datasets with varying numbers of queries. We then train the LLaMA3 model on these datasets using APEER, with the validation datasets being identical copies of the training datasets. The results on the TREC datasets, shown in Figure 3, indicate that as the training dataset size increases, APEER achieves better performance. In our default setting, we utilize a training dataset size of 100 to attain superior prompts while maintaining moderate training costs. Further increasing the dataset size may improve performance, but it will also escalate training costs.

Qualitative Analysis. We provide qualitative examples of the training responses of APEER on LLaMA3. The illustration is shown in Figure 4, and the full response for this illustration can be found in Appendix D. During Feedback Optimization, the LLM provides feedback on the quality of the original prompt, such as noting "lack of specificity" and "ambiguity in format", and refines the prompt based on this feedback. In Preference Opti-

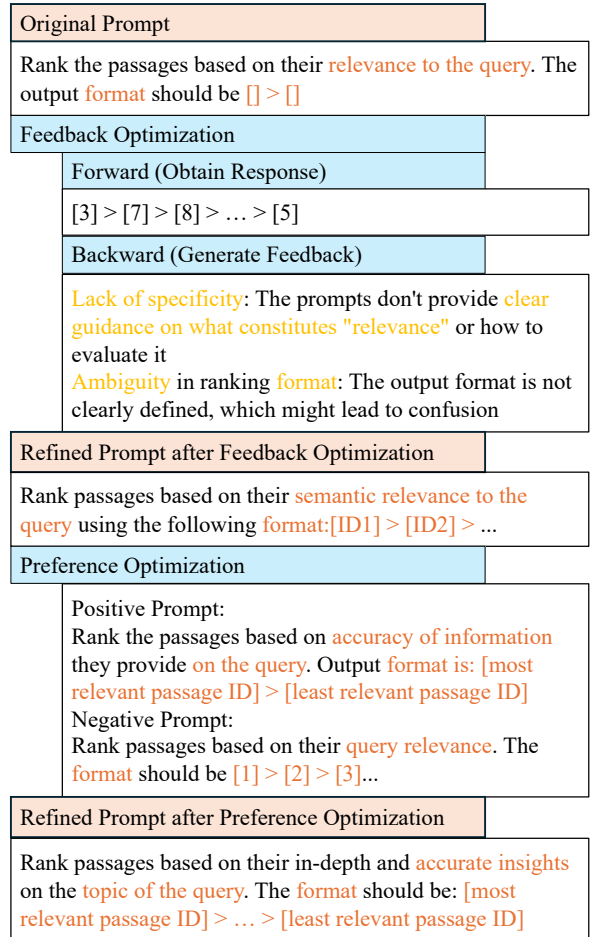


Figure 4: Illustration of APEER training responses. In Feedback Optimization, the LLM provides feedback on the original prompt and refine it based on the feedback. In Preference Optimization, the LLM mutate the refined prompt towards the positive prompt.

mization, the LLM further refines the prompt based on preference alignment with the positive prompt while disfavoring the negative one. A new prompt that mutates the current prompt toward the positive prompt is then generated. The best prompts after APEER training using GPT4, LLaMA3, and Qwen2 are shared in Appendix C.

5 Conclusion

In this paper, we present a novel automatic prompt engineering algorithm named APEER for passage relevance ranking. APEER aims to reduce human effort in designing prompt for zero-shot LLM reranking and unlock the potential of prompt optimization. It iteratively generates refined prompts based on feedback optimization of current prompts and preference optimization using positive and negative prompt demonstrations. A comprehensive investigation using GPT4, GPT3.5, LLaMA3, and Qwen2,

along with the widely acknowledged TREC and BEIR benchmarks, consistently demonstrates the performance improvements achieved by APEER. We further illustrate the transferability of prompts generated by APEER across diverse datasets and architectures. All investigations together indicate the effectiveness of the novel prompt preference optimization introduced in APEER.

6 Limitations

Potential limitations of this work include the exclusive investigation of the listwise manual prompt in RankGPT (Sun et al., 2023) for initialization, leaving other zero-shot relevance ranking methods less studied, such as pointwise prompts in RG (Liang et al., 2022) and pairwise prompts in PRP (Qin et al., 2023). Additionally, the first-stage retriever focuses on BM25, and the impact of different first-stage retrievers, such as SPLADE++ EnsembleDis-til (Formal et al., 2022), is not explored.

7 Ethics Statement

We adhere to the ACM Code of Ethics in our research. We strive for reproducibility of the presented results, particularly in terms of the datasets and models used, which are all publicly accessible. However, we acknowledge the potential risks and harms associated with LLMs, such as the generation of harmful, offensive, or biased content. Moreover, LLMs are often prone to generating incorrect information, sometimes referred to as hallucinations. We recognize that the models studied in this paper are not an exception to these limitations. Previous research has shown that the LLMs used in this study suffer from bias, hallucination, and other problems. We emphasize the importance of responsible and ethical use of LLMs and the need for further research to mitigate these challenges before deploying them in real-world applications. The models used in this work are licensed under the terms of OpenAI, LLaMA, and Qwen.

References

2024. Qwen2 technical report.

Josh Achiam, Steven Adler, Sandhini Agarwal, Lama Ahmad, Ilge Akkaya, Florencia Leoni Aleman, Diogo Almeida, Janko Altschmidt, Sam Altman, Shyamal Anadkat, et al. 2023. Gpt-4 technical report. *arXiv preprint arXiv:2303.08774*.

AI@Meta. 2024. [Llama 3 model card](#).

Payal Bajaj, Daniel Campos, Nick Craswell, Li Deng, Jianfeng Gao, Xiaodong Liu, Rangan Majumder, Andrew McNamara, Bhaskar Mitra, Tri Nguyen, et al. 2016. Ms marco: A human generated machine reading comprehension dataset. *arXiv preprint arXiv:1611.09268*.

Tom Brown, Benjamin Mann, Nick Ryder, Melanie Subbiah, Jared D Kaplan, Prafulla Dhariwal, Arvind Neelakantan, Pranav Shyam, Girish Sastry, Amanda Askell, et al. 2020. Language models are few-shot learners. *Advances in neural information processing systems*, 33:1877–1901.

Jin Cao, Yanhui, Jiang, Chang Yu, Feiwei Qin, and Zekun Jiang. 2024. [Rough set improved therapy-based metaverse assisting system](#). *Preprint*, arXiv:2406.04465.

Sukmin Cho, Soyeong Jeong, Jeong yeon Seo, and Jong C Park. 2023. Discrete prompt optimization via constrained generation for zero-shot re-ranker. In *Findings of the Association for Computational Linguistics: ACL 2023*, pages 960–971.

Nick Craswell, Bhaskar Mitra, Emine Yilmaz, Daniel Campos, and Ellen M Voorhees. 2020. Overview of the trec 2019 deep learning track. *arXiv preprint arXiv:2003.07820*.

Joe Davison, Joshua Feldman, and Alexander M Rush. 2019. Commonsense knowledge mining from pre-trained models. In *Proceedings of the 2019 conference on empirical methods in natural language processing and the 9th international joint conference on natural language processing (EMNLP-IJCNLP)*, pages 1173–1178.

Wenqi Fan, Zihuai Zhao, Jiatong Li, Yunqing Liu, Xiaowei Mei, Yiqi Wang, Jiliang Tang, and Qing Li. 2023. Recommender systems in the era of large language models (llms). *arXiv preprint arXiv:2307.02046*.

Yixing Fan, Xiaohui Xie, Yinqiong Cai, Jia Chen, Xinyu Ma, Xiangsheng Li, Ruqing Zhang, and Jiafeng Guo. 2022. Pre-training methods in information retrieval. *Foundations and Trends® in Information Retrieval*, 16(3):178–317.

Thibault Formal, Carlos Lassance, Benjamin Piwowarski, and Stéphane Clinchant. 2022. From distillation to hard negative sampling: Making sparse neural ir models more effective. In *Proceedings of the 45th international ACM SIGIR conference on research and development in information retrieval*, pages 2353–2359.

Luyu Gao, Xueguang Ma, Jimmy Lin, and Jamie Callan. 2023. Precise zero-shot dense retrieval without relevance labels. In *Proceedings of the 61st Annual Meeting of the Association for Computational Linguistics (Volume 1: Long Papers)*, pages 1762–1777.

Qingyan Guo, Rui Wang, Junliang Guo, Bei Li, Kaitao Song, Xu Tan, Guoqing Liu, Jiang Bian, and Yujiu

- Yang. 2023. Connecting large language models with evolutionary algorithms yields powerful prompt optimizers. In *The Twelfth International Conference on Learning Representations*.
- Yupeng Hou, Junjie Zhang, Zihan Lin, Hongyu Lu, Ruobing Xie, Julian McAuley, and Wayne Xin Zhao. 2024. Large language models are zero-shot rankers for recommender systems. In *European Conference on Information Retrieval*, pages 364–381. Springer.
- Zhengbao Jiang, Frank F Xu, Jun Araki, and Graham Neubig. 2020. How can we know what language models know? *Transactions of the Association for Computational Linguistics*, 8:423–438.
- Can Jin, Tong Che, Hongwu Peng, Yiyuan Li, and Marco Pavone. 2024a. [Learning from teaching regularization: Generalizable correlations should be easy to imitate](#). *Preprint*, arXiv:2402.02769.
- Can Jin, Tianjin Huang, Yihua Zhang, Mykola Pechenizkiy, Sijia Liu, Shiwei Liu, and Tianlong Chen. 2023. [Visual prompting upgrades neural network sparsification: A data-model perspective](#). *Preprint*, arXiv:2312.01397.
- Mingyu Jin, Qinkai Yu, Jingyuan Huang, Qingcheng Zeng, Zhenting Wang, Wenyue Hua, Haiyan Zhao, Kai Mei, Yanda Meng, Kaize Ding, et al. 2024b. Exploring concept depth: How large language models acquire knowledge at different layers? *arXiv preprint arXiv:2404.07066*.
- Mingyu Jin, Qinkai Yu, Haiyan Zhao, Wenyue Hua, Yanda Meng, Yongfeng Zhang, Mengnan Du, et al. 2024c. The impact of reasoning step length on large language models. *arXiv preprint arXiv:2401.04925*.
- Vladimir Karpukhin, Barlas Oguz, Sewon Min, Patrick Lewis, Ledell Wu, Sergey Edunov, Danqi Chen, and Wen-tau Yih. 2020. Dense passage retrieval for open-domain question answering. In *Proceedings of the 2020 Conference on Empirical Methods in Natural Language Processing (EMNLP)*, pages 6769–6781.
- Takeshi Kojima, Shixiang Shane Gu, Machel Reid, Yutaka Matsuo, and Yusuke Iwasawa. 2022. Large language models are zero-shot reasoners. *Advances in neural information processing systems*, 35:22199–22213.
- Brian Lester, Rami Al-Rfou, and Noah Constant. 2021. The power of scale for parameter-efficient prompt tuning. In *Proceedings of the 2021 Conference on Empirical Methods in Natural Language Processing*, pages 3045–3059.
- Percy Liang, Rishi Bommasani, Tony Lee, Dimitris Tsipras, Dilara Soylu, Michihiro Yasunaga, Yian Zhang, Deepak Narayanan, Yuhuai Wu, Ananya Kumar, et al. 2022. Holistic evaluation of language models. *arXiv preprint arXiv:2211.09110*.
- Jimmy Lin, Xueguang Ma, Sheng-Chieh Lin, Jheng-Hong Yang, Ronak Pradeep, and Rodrigo Nogueira. 2021. Pyserini: A python toolkit for reproducible information retrieval research with sparse and dense representations. In *Proceedings of the 44th International ACM SIGIR Conference on Research and Development in Information Retrieval*, pages 2356–2362.
- Rui Liu, Xuanzhen Xu, Yuwei Shen, Armando Zhu, Chang Yu, Tianjian Chen, and Ye Zhang. 2024a. Enhanced detection classification via clustering svm for various robot collaboration task. *arXiv e-prints*, pages arXiv-2405.
- Shicheng Liu and Minghui Zhu. 2022. Distributed inverse constrained reinforcement learning for multi-agent systems. *Advances in Neural Information Processing Systems*, 35:33444–33456.
- Tianrui Liu, Changxin Xu, Yuxin Qiao, Chufeng Jiang, and Weisheng Chen. 2024b. News recommendation with attention mechanism. *Journal of Industrial Engineering and Applied Science*, 2(1):21–26.
- Tianrui Liu, Changxin Xu, Yuxin Qiao, Chufeng Jiang, and Jiqiang Yu. 2024c. Particle filter slam for vehicle localization. *Journal of Industrial Engineering and Applied Science*, 2(1):27–31.
- Xiao Liu, Yanan Zheng, Zhengxiao Du, Ming Ding, Yujie Qian, Zhilin Yang, and Jie Tang. 2023. Gpt understands, too. *AI Open*.
- Yao Lu, Max Bartolo, Alastair Moore, Sebastian Riedel, and Pontus Stenetorp. 2022. Fantastically ordered prompts and where to find them: Overcoming few-shot prompt order sensitivity. In *Proceedings of the 60th Annual Meeting of the Association for Computational Linguistics (Volume 1: Long Papers)*, pages 8086–8098.
- Weimin Lyu, Songzhu Zheng, Tengfei Ma, and Chao Chen. 2022. A study of the attention abnormality in trojaned bert. In *Proceedings of the 2022 Conference of the North American Chapter of the Association for Computational Linguistics: Human Language Technologies*, pages 4727–4741.
- Weimin Lyu, Songzhu Zheng, Lu Pang, Haibin Ling, and Chao Chen. 2023. Attention-enhancing backdoor attacks against bert-based models. In *Findings of the Association for Computational Linguistics: EMNLP 2023*, pages 10672–10690.
- Xueguang Ma, Xinyu Zhang, Ronak Pradeep, and Jimmy Lin. 2023. Zero-shot listwise document reranking with a large language model. *arXiv preprint arXiv:2305.02156*.
- Niklas Muennighoff. 2022. Sgpt: Gpt sentence embeddings for semantic search. *arXiv preprint arXiv:2202.08904*.

- Rodrigo Nogueira, Zhiying Jiang, Ronak Pradeep, and Jimmy Lin. 2020. Document ranking with a pre-trained sequence-to-sequence model. In *Findings of the Association for Computational Linguistics: EMNLP 2020*, pages 708–718.
- Rodrigo Nogueira, Wei Yang, Kyunghyun Cho, and Jimmy Lin. 2019. Multi-stage document ranking with bert. *arXiv preprint arXiv:1910.14424*.
- Maxwell Nye, Anders Johan Andreassen, Guy Gur-Ari, Henryk Michalewski, Jacob Austin, David Bieber, David Dohan, Aitor Lewkowycz, Maarten Bosma, David Luan, et al. 2022. Show your work: Scratchpads for intermediate computation with language models. In *Deep Learning for Code Workshop*.
- Long Ouyang, Jeffrey Wu, Xu Jiang, Diogo Almeida, Carroll Wainwright, Pamela Mishkin, Chong Zhang, Sandhini Agarwal, Katarina Slama, Alex Ray, et al. 2022. Training language models to follow instructions with human feedback. *Advances in neural information processing systems*, 35:27730–27744.
- Hongwu Peng, Shaoyi Huang, Tong Zhou, Yukui Luo, Chenghong Wang, Zigeng Wang, Jiahui Zhao, Xi Xie, Ang Li, Tony Geng, et al. 2023. Autorep: Automatic relu replacement for fast private network inference. In *Proceedings of the IEEE/CVF International Conference on Computer Vision*, pages 5178–5188.
- Ronak Pradeep, Sahel Sharifmoghaddam, and Jimmy Lin. 2023. Rankzephyr: Effective and robust zero-shot listwise reranking is a breeze! *arXiv preprint arXiv:2312.02724*.
- Archiki Prasad, Peter Hase, Xiang Zhou, and Mohit Bansal. 2023. Grips: Gradient-free, edit-based instruction search for prompting large language models. In *Proceedings of the 17th Conference of the European Chapter of the Association for Computational Linguistics*, pages 3845–3864.
- Reid Pryzant, Dan Iter, Jerry Li, Yin Tat Lee, Chenguang Zhu, and Michael Zeng. 2023. Automatic prompt optimization with "gradient descent" and beam search. In *The 2023 Conference on Empirical Methods in Natural Language Processing*.
- Guanghui Qin and Jason Eisner. 2021. Learning how to ask: Querying lms with mixtures of soft prompts. In *Proceedings of the 2021 Conference of the North American Chapter of the Association for Computational Linguistics: Human Language Technologies*, pages 5203–5212.
- Zhen Qin, Rolf Jagerman, Kai Hui, Honglei Zhuang, Junru Wu, Jiaming Shen, Tianqi Liu, Jialu Liu, Donald Metzler, Xuanhui Wang, et al. 2023. Large language models are effective text rankers with pairwise ranking prompting. *arXiv preprint arXiv:2306.17563*.
- Yingqi Qu, Yuchen Ding, Jing Liu, Kai Liu, Ruiyang Ren, Wayne Xin Zhao, Daxiang Dong, Hua Wu, and Haifeng Wang. 2021. Rocketqa: An optimized training approach to dense passage retrieval for open-domain question answering. In *Proceedings of the 2021 Conference of the North American Chapter of the Association for Computational Linguistics: Human Language Technologies*, pages 5835–5847.
- Rafael Rafailov, Archit Sharma, Eric Mitchell, Christopher D Manning, Stefano Ermon, and Chelsea Finn. 2024. Direct preference optimization: Your language model is secretly a reward model. *Advances in Neural Information Processing Systems*, 36.
- Laria Reynolds and Kyle McDonell. 2021. Prompt programming for large language models: Beyond the few-shot paradigm. In *Extended Abstracts of the 2021 CHI Conference on Human Factors in Computing Systems*, pages 1–7.
- Devendra Sachan, Mike Lewis, Mandar Joshi, Armen Aghajanyan, Wen-tau Yih, Joelle Pineau, and Luke Zettlemoyer. 2022. Improving passage retrieval with zero-shot question generation. In *Proceedings of the 2022 Conference on Empirical Methods in Natural Language Processing*, pages 3781–3797.
- Victor Sanh, Albert Webson, Colin Raffel, Stephen Bach, Lintang Sutawika, Zaid Alyafeai, Antoine Chaffin, Arnaud Stiegler, Arun Raja, Manan Dey, et al. 2021. Multitask prompted training enables zero-shot task generalization. In *International Conference on Learning Representations*.
- Timo Schick and Hinrich Schütze. 2021. Exploiting cloze-questions for few-shot text classification and natural language inference. In *Proceedings of the 16th Conference of the European Chapter of the Association for Computational Linguistics: Main Volume*, pages 255–269.
- Weiwei Sun, Lingyong Yan, Xinyu Ma, Shuaiqiang Wang, Pengjie Ren, Zhumin Chen, Dawei Yin, and Zhaochun Ren. 2023. Is chatgpt good at search? investigating large language models as re-ranking agents. In *Proceedings of the 2023 Conference on Empirical Methods in Natural Language Processing*, pages 14918–14937.
- Nandan Thakur, Nils Reimers, Andreas Rücklé, Abhishek Srivastava, and Iryna Gurevych. 2021. Beir: A heterogeneous benchmark for zero-shot evaluation of information retrieval models. In *Thirty-fifth Conference on Neural Information Processing Systems Datasets and Benchmarks Track (Round 2)*.
- Hugo Touvron, Thibaut Lavril, Gautier Izacard, Xavier Martinet, Marie-Anne Lachaux, Timothée Lacroix, Baptiste Rozière, Naman Goyal, Eric Hambro, Faisal Azhar, et al. 2023. Llama: Open and efficient foundation language models. *arXiv preprint arXiv:2302.13971*.
- Liang Wang, Nan Yang, and Furu Wei. 2023. Query2doc: Query expansion with large language models. In *Proceedings of the 2023 Conference on Empirical Methods in Natural Language Processing*, pages 9414–9423.

- Xuezhi Wang, Jason Wei, Dale Schuurmans, Quoc V Le, Ed H Chi, Sharan Narang, Aakanksha Chowdhery, and Denny Zhou. 2022. Self-consistency improves chain of thought reasoning in language models. In *The Eleventh International Conference on Learning Representations*.
- Albert Webson and Ellie Pavlick. 2022. Do prompt-based models really understand the meaning of their prompts? In *Proceedings of the 2022 Conference of the North American Chapter of the Association for Computational Linguistics: Human Language Technologies*, pages 2300–2344.
- Jason Wei, Xuezhi Wang, Dale Schuurmans, Maarten Bosma, Fei Xia, Ed Chi, Quoc V Le, Denny Zhou, et al. 2022. Chain-of-thought prompting elicits reasoning in large language models. *Advances in Neural Information Processing Systems*, 35:24824–24837.
- Yu Wu, Wei Wu, Chen Xing, Ming Zhou, and Zhoujun Li. 2017. Sequential matching network: A new architecture for multi-turn response selection in retrieval-based chatbots. In *Proceedings of the 55th Annual Meeting of the Association for Computational Linguistics (Volume 1: Long Papers)*, pages 496–505.
- Yunjia Xi, Weiwen Liu, Jianghao Lin, Jieming Zhu, Bo Chen, Ruiming Tang, Weinan Zhang, Rui Zhang, and Yong Yu. 2023. Towards open-world recommendation with knowledge augmentation from large language models. *arXiv preprint arXiv:2306.10933*.
- Wei Xu, Jianlong Chen, Zhicheng Ding, and Jinyin Wang. 2024. Text sentiment analysis and classification based on bidirectional gated recurrent units (grus) model. *Preprint*, arXiv:2404.17123.
- Yanhui, Jiang, Jin Cao, and Chang Yu. 2024. Dog heart rate and blood oxygen metaverse monitoring system. *Preprint*, arXiv:2406.04466.
- Shunyu Yao, Jeffrey Zhao, Dian Yu, Nan Du, Izhak Shafran, Karthik R Narasimhan, and Yuan Cao. 2022. React: Synergizing reasoning and acting in language models. In *The Eleventh International Conference on Learning Representations*.
- Qinyuan Ye, Maxamed Axmed, Reid Pryzant, and Fereshte Khani. 2023. Prompt engineering a prompt engineer. *arXiv preprint arXiv:2311.05661*.
- Weizhe Yuan, Graham Neubig, and Pengfei Liu. 2021. Bartscore: Evaluating generated text as text generation. *Advances in Neural Information Processing Systems*, 34:27263–27277.
- Zihao Zhao, Eric Wallace, Shi Feng, Dan Klein, and Sameer Singh. 2021. Calibrate before use: Improving few-shot performance of language models. In *International conference on machine learning*, pages 12697–12706. PMLR.
- Yongchao Zhou, Andrei Ioan Muresanu, Ziwen Han, Keiran Paster, Silviu Pitis, Harris Chan, and Jimmy Ba. 2022. Large language models are human-level prompt engineers. In *The Eleventh International Conference on Learning Representations*.
- Yutao Zhu, Huaying Yuan, Shuting Wang, Jiongnan Liu, Wenhan Liu, Chenlong Deng, Zhicheng Dou, and Ji-Rong Wen. 2023. Large language models for information retrieval: A survey. *arXiv preprint arXiv:2308.07107*.
- Honglei Zhuang, Zhen Qin, Rolf Jagerman, Kai Hui, Ji Ma, Jing Lu, Jianmo Ni, Xuanhui Wang, and Michael Bendersky. 2023. Rankt5: Fine-tuning t5 for text ranking with ranking losses. In *Proceedings of the 46th International ACM SIGIR Conference on Research and Development in Information Retrieval*, pages 2308–2313.

A APEER Algorithm Details

Here we provide the pseudo-code of APEER. It iteratively obtains refined prompts in two optimization steps. In Feedback optimization, it first gathers feedback on how to refine the current prompt p , and then creates a refined prompt based on this feedback. In Preference optimization, it further optimizes the refined prompt by learning preferences through a set of positive and negative prompt demonstrations.

Algorithm 1 APEER

Input: LLM f , Training Dataset $\mathcal{D}_{train} = \{(q_i, \mathcal{P}_i, r_i)\}_{i=1}^n$, Validation Dataset $\mathcal{D}_{val} = \{(q_i, \mathcal{P}_i, r_i)\}_{i=1}^m$, $p = p_{init} = p_{pos}$, Positive Prompts History $\mathcal{H}_{pos} = \{p_{pos}\}$, Negative Prompts History $\mathcal{H}_{neg} = \{p_{neg}\}$, Meta Prompts c_{fb}, c_g, c_{pre} .

for $e = 1$ to Epochs **do**

 Sample a batch of data $\mathcal{B} \subset \mathcal{D}_{train}$

Initialization: p is best prompt in \mathcal{H}_{pos}

Feedback Optimization:

 Forward: Response $s_i = f([q_i, \mathcal{P}_i]; p)$

 Backward:

 Feedback $b_i = f([p, q_i, \mathcal{P}_i, s_i, r_i]; c_{fb})$

$p' = f([p, \{b_i\}_{i=1}^k]; c_g)$

 Evaluate and add p' to \mathcal{H}_{pos} or \mathcal{H}_{neg}

Preference Optimization:

$p'' = f([p', \{(p_{pos}, p_{neg})\}]; c_{pre})$

 Evaluate and add p'' to \mathcal{H}_{pos} or \mathcal{H}_{neg}

end for

return The best prompt $p^* \in \mathcal{H}_{pos}$

B Implementation Details

Detailed Information of Benchmarks More detailed information about the number of queries and corpus for the test datasets is provided in Table 5.

Implementation Details of APEER. We construct our training set by sampling 100 queries from the MS MARCO v1 training split following Section 3.2. Our training dataset is shared in the supplemental materials. We train APEER for three epochs, the batch size in Feedback Optimization is 1, and we utilize the top 1 positive prompt and bottom 1 negative prompt in Preference Optimization. All the meta prompts are shared in Appendix C.

Implementation Details of Baselines. For *Manual Prompt*, we follow the implementation outlined in Sun et al. (2023) and utilize the prompts

Benchmark	Dataset	#Queries	#Corpus
TREC	DL19	43	8.8M
	DL20	54	8.8M
BEIR	Covid	50	171K
	NFCorpus	323	3.6K
	Signal	97	2.9M
	News	57	595K
	Robust04	249	528K
	Touche	49	382K
	DBPedia	400	4.6M
SciFact	300	5K	

Table 5: Test Datasets Information

shown in Figure 5. For *CoT* prompting, we concatenate the manual prompt with ‘Let’s think step by step.’ with other implementation the same as manual prompt. For *Paraphrase*, we utilize the meta prompt shown in Figure 6 to instruct the LLM generate a paraphrased prompt. The paraphrased prompt generated by GPT4, LLaMA3, and Qwen2 are shown in Figure 7, Figure 8, and Figure 9, respectively.

C Prompt Details

Initialized Positive and Negative Prompts. The positive prompt initialization in our experiments is shown in Figure 5 and the negative prompt initialization is shown in Figure 10.

Meta Prompt for Feedback Generation. The meta prompt c_{fb} for feedback generation in Equation 4 is shown in Figure 11.

Meta Prompt for Prompt Refinement. The meta prompt c_g for prompt refinement in Equation 5 is shown in Figure 12.

Meta Prompt for Preference Optimization. The meta prompt c_g for prompt refinement in Equation 5 is shown in Figure 13.

Our Best Prompts. The best prompt of using GPT4, LLaMA3, and Qwen2 models trained on our training dataset are shown in Figure 14, Figure 15, and Figure 16 respectively.

D Additional Results

Qualitative examples of APEER training responses. We provide qualitative examples of the full training responses of APEER in Figure 17, Figure 18, and Figure 19.

Manual Prompt

system: You are RankGPT, an intelligent assistant that can rank passages based on their relevancy to the query.

user: I will provide you with {num} passages, each indicated by number identifier []. Rank them based on their relevance to query: {query}.

assistant: Okay, please provide the passages.

... passages ...

user: Search Query: {query}.

Rank the {num} passages above based on their relevance to the search query. The passages should be listed in descending order using identifiers, and the most relevant passages should be listed first, and the output format should be [] > [], e.g., [1] > [2]. Only response the ranking results, do not say any word or explain.

Figure 5: The manual prompt and prompt for positive prompt initialization

Meta Prompt for Paraphrasing

system: You are an AI assistant specialized in paraphrasing prompts to enhance retrieval performance.

user: Please create a paraphrased version of the following prompt, specifically optimized for passage retrieval tasks. Ensure that the paraphrased prompt maintains the accuracy of the information. Prompt: {prompt}

Figure 6: The meta prompt for paraphrasing

Paraphrased Prompt by GPT4

system: You are RankGPT, an advanced assistant specialized in ranking passages by their relevance to a given query.

user: You will be given {num} passages, marked with a numerical identifier []. Rank these passages according to how relevant they are to the query: {query}.

assistant: Okay, please provide the passages.

... passages ...

user: Search Query: {query}.

Arrange the {num} passages above in order of relevance to the search query, from most to least relevant. Use the numerical identifiers for ranking. The format should be [] > [], e.g., [1] > [2]. Only provide the ranking results without any additional text or explanation.

Figure 7: Paraphrased prompt by GPT4

Paraphrased Prompt by LLaMA3

system: You are RankGPT, an intelligent assistant that can rank passages based on their relevancy to a given query.

user: I will provide you with multiple passages, each indicated by a number identifier. Rank the passages in descending order of relevance to the query: {query}.

assistant: Okay, please provide the passages.

... passages ...

user: Search Query: {query}.

Rank the passages above based on their relevance to the search query, Output your ranking results in the format [ID1] > [ID2], and provide the rank list directly without any other information or explanations.

Figure 8: The paraphrased prompt by LLaMA3

Paraphrased Prompt by Qwen2

system: You are RankGPT, an intelligent assistant for ranking passages by relevancy to queries.

user: You will be given {num} numbered passages. Your task is to rank these passages based solely on their relevance to the query: {query}.

assistant: Okay, please provide the passages.

... passages ...

user: Search Query: {query}.

For the query, rank the {num} rank the passages provided by their relevance. List the passage identifiers in descending order of relevancy, following the format [] > [], e.g., [1] > [2]. Only include the ranking results without any additional information.

Figure 9: The paraphrased prompt by Qwen2

Negative Prompt Initialization

system: You're a ranking expert, focus on relevancy.

user: Rank all given passages by query relevance.

...passages...

Output: Complete ranking, no exclusions.

Figure 10: The prompt for negative prompt initialization

Meta Prompt for Feedback Generation

system: You are Meta-Expert, an exceptionally clever expert with the unique ability to find errors in user prompts and provide feedback to help revise them.

user: I will provide you with the current prompts, passages, query, rank results of an AI agent, and the standard answer to the ranking task. Your task is to analyze this information, identify errors in the current prompts, and provide feedback to help the AI agent revise the prompts for better output in the next input.

Current Prompts, passages, query, and rank results:

{current prompt, query, passages, rank results}

Answer: {answer}

Identify the errors in the current prompts and provide feedback to help the AI agent revise them for the next attempt. Do not mention any information about the query and passages in the prompts, as I want general feedback for improving the prompts.

Figure 11: The meta prompt for feedback generation

Meta Prompt for Prompt Refinement

system: You are Meta-Expert, an exceptionally clever expert with the unique ability to refine the prompts provided by users. The prompts start with [promptstart] and end with [promptend]. You can optimize these prompts based on the information the user provides.

user: I will provide you with the current prompts and feedback on the prompts. Your task is to analyze this information and suggest changes to improve the prompts for the task. You can revise up to {args.stepsize} words in the original prompts.

Current Prompts:

{current prompt}

The feedback to the current prompts is: {feedback}

Refine all the prompts provided between [promptstart] and [promptend] according to the feedback.

Here are a few baseline standards the prompts must meet:

1. The task in the prompts is to output a relevance rank list of the given passages to the query.
2. Prompts cannot mention any specific information about the passages.
3. Mentioning the query in the prompts must follow the format [querystart] mentioned query [queryend].
4. The rank format in the prompts must be [rankstart] [ID1] > [ID2] > ... [rankend].
5. The prompts should specify that the rank list must be output directly without any other information or explanation using the passage identifiers to facilitate answer extraction.
6. The format elements such as [querystart], [queryend], [rankstart], and [rankend] must remain in the prompts.
7. The use of line breaks in the prompt is encouraged to make it more structured and clear.

You can revise up to {args.stepsize} words in the original prompts. Your output format should be: [promptstart] prompt after refinement [promptend], e.g.,

[promptstart1] prompt1 after refinement [promptend1]

[promptstart2] prompt2 after refinement [promptend2]

[promptstart3] prompt3 after refinement [promptend3]

Only output the refined prompts, do not include any other information.

Figure 12: The meta prompt for prompt refinement

Meta Prompt for Preference Optimization

system: You are Meta-Expert, an exceptionally clever expert with the unique ability to refine the prompts provided by users.

user: I will provide you with the current prompt, some positive prompts, and some negative prompts. Your task is to analyze these prompts and improve the current prompt to better fit the task. Make the current prompt closer to the positive prompts while avoiding similarity to the negative prompts. You can revise up to {args.stepsize} words in the current prompt.

Current Prompts:

{current prompt}

Positive Prompts:

{positive prompts}

Negative Prompts:

{negative prompts}

Optimize the current prompt. Here are a few baseline standards the prompts must meet: 1. The task in the prompts is to output a relevance rank list of the given passages to the query.

2. Prompts cannot mention any specific information about the passages.

3. Mentioning the query in the prompts must follow the format [querystart] mentioned query [queryend].

4. The rank format in the prompts must be [rankstart] [ID1] > [ID2] > ... [rankend].

5. The prompts should specify that the rank list must be output directly without any other information or explanation, using the passage identifiers to facilitate answer extraction.

6. The format elements such as [querystart], [queryend], [rankstart], and [rankend] must remain in the prompts.

7. The use of line breaks in the prompt is encouraged to make it more structured and clear.

You can use spaces and line breaks to make the prompt more structured and clear. You can revise up to args.stepsize words in the original prompts. Your output format should be: [promptstart] prompt after refinement [promptend], e.g.,

[promptstart1] prompt1 after refinement [promptend1]

[promptstart2] prompt2 after refinement [promptend2]

[promptstart3] prompt3 after refinement [promptend3]

Only output the refined prompt; do not include any other information.

Figure 13: The meta prompt for Preference Optimization

The Best Prompt of GPT4

system: As RankGPT, your task is to evaluate and rank unique passages based on their relevance and accuracy to a given query. Prioritize passages that directly address the query and provide detailed, correct answers. Ignore factors such as length, complexity, or writing style unless they seriously hinder readability.

user: In response to the query: [querystart] {query} [queryend], rank the passages. Favor passages that provide a precise, comprehensive answer and rank lower those with irrelevant content, contradictory statements, or unclear information that fails to adequately address the query.

...passages...

Given the query: [querystart] {query} [queryend], construct a ranking of passages from most to least relevant using their identifiers in a single, continuous string separated by '>' symbols: [rankstart][most relevant passage ID]>[next most relevant passage ID]>...[rankend]. The relevance should be determined based on the entire passage, not just individual sentences or sections. Refrain from adding any extra comments or personal input.

Figure 14: The Best Prompt trained by GPT4

The Best Prompt of LLaMA3

system: You are RankGPT, an intelligent assistant prioritizing **clear relevance, nuanced contextual understanding, and concise information** to rank passages based on their direct relevance to a given query, considering the query's intent, scope, and underlying assumptions.

user: I will provide you with a set of passages, each indicated by a number identifier.

Rank the passages in descending order of relevance to the query: [querystart] {query} [queryend].

When determining relevance, focus on passages that:

- * Provide **specific, detailed answers** to the query
- * Demonstrate **clear contextual understanding** of the query's intent, scope, and implied questions

If multiple passages are equally relevant, consider the following tiebreakers in order:

- * **Clarity and concision** of the information provided
- * **Relevance to the query's context and scope**

Output the comprehensive rank list directly in the format: [rankstart] [ID1] > [ID2] > ... [rankend], using passage identifiers only, to facilitate accurate and clear answer extraction without any additional information or explanation.

...passages...

As RankGPT, leverage your advanced language understanding capabilities to provide accurate, relevant, and clear rankings that prioritize passages **directly addressing the query's intent**, balancing **accuracy, concision, and contextual understanding**, considering the query's underlying assumptions and implied questions, while ensuring all passages are considered, and emphasizing **clear, well-structured writing** and accurate information.

Figure 15: The Best Prompt trained by LLaMA3

The Best Prompt of Qwen2

system: You are RankGPT, an intelligent assistant for ranking passages by relevancy to queries.

user: You will be given {num} numbered passages. Your task is to rank these passages based solely on their relevance to the query: [querystart] {query} [queryend]. Format your response using [rankstart], passage identifiers, and [rankend], providing only the ranking results without commentary.

...passages...

For the query [querystart] {query} [queryend], rank the passages provided by their relevance. List the passage identifiers in descending order of relevancy, following the format: [rankstart] [ID1] > [ID2] > ... [rankend]. Only include the ranking results without any additional information.

Figure 16: The Best Prompt trained by Qwen2

Examples of APEER training responses

Original Prompt:

<system>: You are RankGPT, an intelligent assistant that can rank passages based on their relevancy to the query.

<user>: I will provide you with 20 passages, each indicated by number identifier []. Rank the passages based on their relevance to query: [querystart] {query} [queryend].

...passages...

Rank the {num} passages above based on their relevance to the search query. The passages should be listed in descending order using identifiers. The most relevant passages should be listed first. The output format should be [rankstart] [] > [] [rankend], e.g., [rankstart] [1] > [2] [rankend]. Only response the ranking results, do not say any word or explain.

Forward Response:

[rankstart] [1] > [9] > [10] > [3] > [14] > [16] > [18] > [2] > [6] > [4] > [5] > [7] > [8] > [11] > [12] > [13] > [15] > [17] > [19] > [20] [rankend]

Backward Feedback:

After analyzing the provided prompts, passages, query, and rank results, I've identified some potential errors and areas for improvement:

1. **Lack of specificity**: The prompts are quite general and don't provide clear guidelines for the AI agent. Consider adding more specific instructions or criteria for ranking the passages, such as "Rank the passages based on their relevance to the query, considering the accuracy and completeness of the information provided."
2. **Ambiguity in ranking format**: The prompt asks for the ranking results in a specific format ([rankstart] [] > [] [rankend]), but it's not entirely clear what this format represents. Consider rephrasing or adding an example to clarify the expected output.
3. **Insufficient guidance on handling similar relevance**: The standard answer mentions that some passages have the same relevance, but it's unclear how the AI agent should handle this situation. Consider adding guidance on how to rank passages with similar relevance or providing more context about the expected behavior.
4. **Overly concise prompt**: The prompts are very brief, which might lead to misunderstandings or misinterpretations. Consider expanding the prompts to provide more context, examples, or explanations to help the AI agent better understand the task.

To improve the prompts, I suggest the following revisions:

- * Provide more specific instructions and criteria for ranking the passages.
- * Clarify the expected output format and provide examples.
- * Offer guidance on handling passages with similar relevance.
- * Expand the prompts to provide more context and explanations.

Here's an example of a revised prompt:

You are RankGPT, an intelligent assistant that can rank passages based on their relevancy to a given query. Your task is to rank the provided passages in descending order of relevance to the query, considering the accuracy, completeness, and specificity of the information provided.

Please format your response as follows: [rankstart] [Passage ID] > [Passage ID] > ... [rankend].

If multiple passages have the same relevance, list them together, separated by commas.

Remember to prioritize passages that provide more detailed and accurate information related to the query.

By addressing these areas, you can create more effective prompts that help the AI agent better understand the task and provide more accurate results.

Figure 17: Examples of APEER training responses

Examples of APEER training responses

Refined Prompt after Feedback Optimization:

<system>: You are RankGPT, an AI programmed to rank unique passages from most to least relevant, in response to a specific query. Prioritize passages based on their relevance to the query, the depth and accuracy of the information they provide on the query's topic.

<user>: Rank the passages in response to the query: [querystart] {query} [queryend]. Disregard factors like length, complexity, or writing style, and focus on the passages that comprehensively discuss cataplexy's symptoms, causes, and more. Consider any inaccuracies or ambiguities in the passages when determining their relevance.

...passages...

For the query: [querystart] {query} [queryend], present a clear and concise ranking of all passages, from most to least relevant, using their identifiers. The format should be [rankstart] [most relevant passage ID] > [next most relevant passage ID] > ... > [least relevant passage ID] [rankend]. Exclude any additional comments or explanations in your ranking.

Preference Optimization:

Positive Prompt:

<system>: You are RankGPT, an AI programmed to rank unique passages from most to least relevant, in response to a specific query. Prioritize passages based on their relevance to the query, the depth and accuracy of the information they provide on the query's topic.

<user>: Rank the passages in response to the query: [querystart] {query} [queryend]. Disregard factors like length, complexity, or writing style, and focus on the passages that comprehensively discuss cataplexy's symptoms, causes, and more. Consider any inaccuracies or ambiguities in the passages when determining their relevance.

...passages...

For the query: [querystart] {query} [queryend], present a clear and concise ranking of all passages, from most to least relevant, using their identifiers. The format should be [rankstart] [most relevant passage ID] > [next most relevant passage ID] > ... > [least relevant passage ID] [rankend]. Exclude any additional comments or explanations in your ranking.

Negative Prompt:

<system>: You are RankGPT, an intelligent assistant that ranks passages based on their query relevance.

<user>: With {num} passages each assigned a unique identifier, rank them in accordance with this query: [querystart] {query} [queryend].

...passages...

For the query: [querystart] {query} [queryend], order the 20 passages in descending relevance using their identifiers. The format should be [rankstart] [1] > [2] > [3]... [rankend], with the most pertinent first. Only provide the ranking, no additional comments or explanation.

Refined Prompt after Preference Optimization

Figure 18: Examples of APEER training responses

Examples of APEER training responses

Refined Prompt after Preference Optimization

<system>: As RankGPT, your role is to evaluate and rank unique passages based on their relevance to a specific query. Favor those passages that offer in-depth and accurate insights on the topic of the query.

<user>: In response to the query: [querystart] {query} [queryend], rank the passages. Ignore aspects like length, complexity, or writing style, and concentrate on passages that provide a comprehensive understanding of the query. Take into account any inaccuracies or vagueness in the passages when determining their relevance.

...passages...

Given the query: [querystart] {query} [queryend], produce a succinct and clear ranking of all passages, from most to least relevant, using their identifiers. The format should be [rankstart] [most relevant passage ID] > [next most relevant passage ID] > ... > [least relevant passage ID] [rankend]. Refrain from including any additional commentary or explanations in your ranking.

Figure 19: Examples of APEER training responses