

Vahana.jl - A framework (not only) for large-scale agent-based models

Steffen Fürst¹²³, Tim Conrad², Carlo Jaeger³⁴, and Sarah Wolf¹³

¹ Freie Universität Berlin steffen.fuerst@fu-berlin.de

² Zuse Institut Berlin

³ Global Climate Forum

⁴ Beijing Normal University

Abstract. Agent-based models (ABMs) offer a powerful framework for understanding complex systems. However, their computational demands often become a significant barrier as the number of agents and complexity of the simulation increase. Traditional ABM platforms often struggle to fully exploit modern computing resources, hindering the development of large-scale simulations. This paper presents Vahana.jl, a high performance computing open source framework that aims to address these limitations. Building on the formalism of synchronous graph dynamical systems, Vahana.jl is especially well suited for models with a focus on (social) networks. The framework seamlessly supports distribution across multiple compute nodes, enabling simulations that would otherwise be beyond the capabilities of a single machine. Implemented in Julia, Vahana.jl leverages the interactive Read-Eval-Print Loop (REPL) environment, facilitating rapid model development and experimentation.

Keywords: Agent-based modeling and simulation, Social networks, High Performance Computing (HPC), Graph dynamical systems

1 Introduction

Agent-based models (ABMs) offer a powerful framework for understanding complex systems by simulating the interactions of individual agents. ABMs are particularly useful in systems where complex dynamics emerge from the behavior of individual entities, making them a powerful tool in fields ranging from economics and social sciences to ecology and public health [Grimm, 2011, Tesfatsion and Judd, 2006, Crooks et al., 2017].

Over the last decade, the dramatic increase in both the availability of large data-sets and computing power has created new opportunities for social simulations, enabling researchers to address more complex questions. However, most traditional agent-based modeling systems struggle to exploit the full potential of these resources due to limited scalability and the lack of use of high-performance computing in the agent-based modeling community [Polhill et al., 2023].

Historically, improvements in computational capabilities were driven by increases in CPU clock speeds. In contrast, recent advancements have shifted focus

towards multi-core processors and compute clusters, emphasizing parallel processing over faster single-core speeds. While numerous platforms are available to support the development of ABMs [Abar et al., 2017, Kravari and Bassiliades, 2015], only a limited number support the parallelization of a single simulation across multiple cores, and even fewer support the distribution of the simulation across multiple nodes of a computer cluster [Rousset et al., 2016]. This limited support for parallelization hampers our ability to create large-scale simulations.

With the exception of FLAME [Coakley et al., 2015] and FLAME GPU [Richmond et al., 2023], existing HPC-capable ABM platforms primarily use a geographical environment to distribute agents across processor cores [Rousset et al., 2016, Fürst and Geiges, 2018, Cosenza et al., 2011]. While effective for certain models, this approach is limiting when agent interactions are not inherently tied to spatial locations. In such cases, many ABMs can be more naturally expressed as graphs, where vertices represent agents and edges represent relationships or messages between them.

In this work, we present `Vahana.jl`, a new open-source high-performance framework for development of large-scale agent-based models of complex (social) systems, implemented in the Julia programming language [Bezanson et al., 2012].⁵ It is based on a discrete dynamical systems formulation known as synchronous graph dynamical system (SyGDS) [Kuhlman et al., 2011, Adiga et al., 2018].

Expressing a model as a SyGDS has the inherent advantage of enabling parallelization within individual simulations. `Vahana.jl` seamlessly distributes simulations across multiple nodes of a computer cluster, allowing for large-scale models that would be not feasible on a single node. At the same time, it simplifies the process of model development through integration with the Julia Read-Eval-Print-Loop (REPL), including functions that allow to inspect the simulation’s current state directly within the REPL, facilitating rapid experimentation.

2 Graph Dynamical Systems in `Vahana.jl`

A graph dynamical system models how a system, represented as a finite graph, evolves over time. Each vertex in the graph has a state, and rules (vertex functions) determine how a vertex’s state changes based on the states of the vertex itself and the state of neighboring vertices. In a Synchronous GDS (SyGDS), all vertex states are updated simultaneously. A SyGDS can be interpreted as a generalized cellular automaton [Gutowitz, 1991], where the neighborhood is determined by the network instead of the position of the cell in a grid. In the context of an ABM, the vertices represent the agents, so from this point on, ‘agents’ and ‘vertices’ will be used interchangeably.

In our extended graph dynamic system (ExGDS), the agents can change the graph structure themselves by adding or removing vertices and edges and/or changing the state of the vertices and edges. The information available to an

⁵ Code: <https://github.com/s-fuerst/Vahana.jl>
Documentation: <https://s-fuerst.github.io/Vahana.jl/stable/>

agent is limited to its own state, the state of the edges where the agent is at the target position, and the state of the agents at the source position of these edges.

Furthermore, Vahana.jl supports modeling spatial interactions through discrete rasters, along with the concept of 'global' elements connected to the entire system.

2.1 Extending synchronous graph dynamical systems

Within our ExGDS, the graph structure evolves alongside the states of its elements. This means that in a simulation, each time step has a unique **directed** graph, denoted as $G_t = (V_t, E_t)$, where the sets of vertices V_t and edges E_t may differ from the previous steps.

In addition, we introduce the concept of vertex types, where Δ_A represents the set of all possible vertex types. A mapping function, $\pi_a : V_t \rightarrow \Delta_A$, maps each vertex to a specific type δ_a . This enables the representation of diverse entities within the simulated system, including individuals, households, organizations, and more.

Likewise, we also introduce edge types, where Δ_E represents the set of all possible edge types. A mapping function, $\pi_e : E_t \rightarrow \Delta_E$, maps each edge to a specific type δ_e . The different edge types represent diverse interactions or relationships between agents. Self-loops and multiple edges (even of the same edge type) are permitted between vertices.

For each agent- and edge type δ we have a different set of state variables $x_{\delta,1}, \dots, x_{\delta,n}$, where each $x_{\delta,i}$ is element of a (potentially) different set of possible states $X_{\delta,i}$. So the state space of δ is $\Theta_\delta = X_{\delta,1} \times \dots \times X_{\delta,n}$, where Θ_δ can be also the empty set.

Each vertex type has a transition function $f_{\delta_a} : G'_{v,t} \rightarrow (V'_{v,t+1}, E'_{v,t+1})$. In this transition function:

- $G'_{v,t}$ is the 1-neighborhood of vertex $v \in G_t$. This includes v itself, all its immediate neighbors at the source of the edges, and the edges where v is on the target position.
- The output is a graph $(V'_{v,t+1}, E'_{v,t+1})$ where $V'_{v,t+1}$ and $E'_{v,t+1}$ can be empty sets. The endpoints v_s and v_t of an $e \in E'_{v,t+1}$ must be vertices of $G'_{v,t} \cup V'_{v,t+1}$. Note that the case where $v \notin V'_{v,t+1}$ represents the event of an agent v no longer exists in the simulation (e.g., due to death).

To construct G_{t+1} , the graph at the next time step, we take the following actions:

- For each vertex v in the current graph G_t , we apply $f_{\pi_a(v)}$.
- We then combine the results to form the complete graph at the next time step. This can be represented as: $G_{t+1} = (\bigcup_{v \in V_t} V'_{v,t+1}, \bigcup_{v \in V_t} E'_{v,t+1})$.
- Remove all edges with an endpoint that is not in V_{t+1} .

We illustrate how a simple epidemiological model can be expressed as such a graph in figure 1. In this example, the vertices stand either for individuals or for locations where individuals interact and possibly spread the disease.

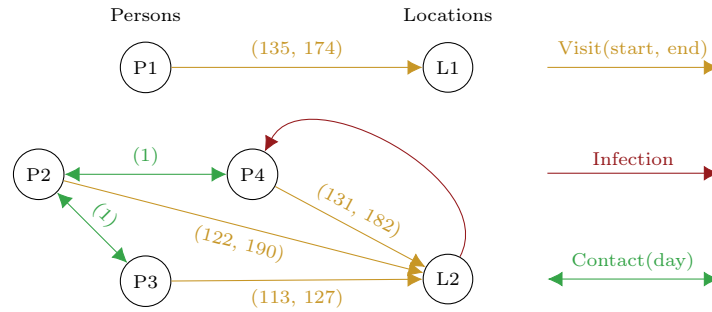


Fig. 1. An extended SyGDS representing a simplified version of an epidemiological model. Note that the locations are agents and that their transition functions determine which persons have been infected at this place and therefore generate the edges of type Infection. Since the locations have both persons in $G'_{v,t}$, the source of the edge could also be the infector instead of the location.

A key difference in Vahana.jl compared to other framework is how agents interact with the system's structure. Rather than merely updating directly the state of an agent, agents actively (re)construct the relevant portions of a new graph at each time step. This approach aligns with concepts like immutability from functional programming, where the focus is on creating new values rather than modifying existing ones. This simplifies parallelization and also excludes artifacts that might arise from the order in which agents carry out their transitions [Wolf et al., 2012]. However, it requires that the modeller explicitly define mechanisms to handle situations where multiple agents compete for the same resource, instead of relying on the "first-come-first-serve" behavior common in sequential systems with random agent ordering.

It would be inefficient and cumbersome to require that even invariant parts of the graph (such as stable relationship networks between agents) be included in $(V'_{v,t+1}, E'_{v,t+1})$ for one vertex $v \in V_t$. Therefore, in Vahana.jl, when a transition function is applied, it is necessary to specify which types within the graph can potentially change. Additionally, users can choose to retain all existing agents or edges of a given type while only adding new ones during the transition function.

2.2 The spatial layer

In Vahana.jl, (discrete) spatial information can be added via n-dimensional rasters, where the raster cells are inserted as vertices in the graph and a mapping from the Cartesian index of the underlying space to the corresponding vertices can be accessed to determine the vertex of a specific position. Since the cells are vertices of the graph, they can be treated in the same way as other agents.

Vahana.jl provides specialized functions for creating and accessing these spatial vertices and edges between them or between other vertices/agents and the spatial vertices. These edges then represent relationships such as "location l_1

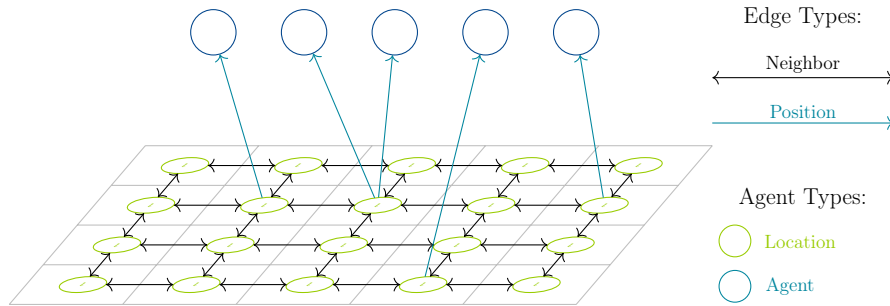


Fig. 2. A graph with spatial information.

is a neighbor in the network of location l_2 " or "agent a is located at location l_1 ". Figure 2 shows an example of a graph with "spatial" vertices and edges, illustrating the kind of relationships Vahana.jl can represent.

2.3 The global layer

The global layer contains vertices connected by edges to every other vertex of the graph. This structure is useful for scenarios such as providing model parameters to all or large sets of agents, collecting information from agents to generate model outputs for visualization, and aggregating information within the model to be relayed back to the agents.

Figure 3 shows a graph with all three layers, where the inter-agent layer is defined as the subgraph spanned by all vertices that are neither a spatial nor a global vertex.

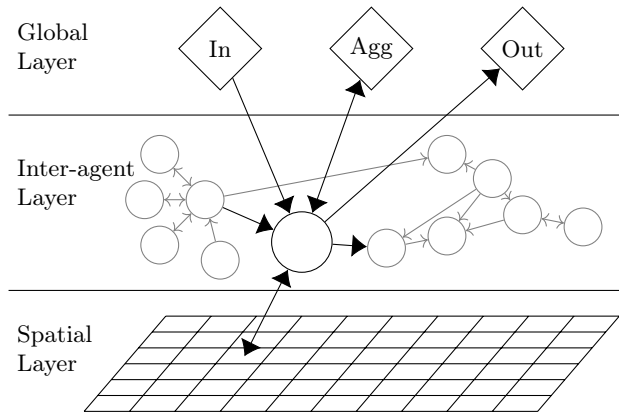


Fig. 3. A graph example with all three layers of the ExGDS concept. Each rectangle in the spatial layer is a vertex of the graph. Edges between the layers are shown for a single vertex only.

Please note that the global layer is a theoretical construct used to demonstrate that the entire simulation state can be interpreted as a single graph. In the Vahana.jl implementation, the global layer is divided into `Parameters`, which remain constant throughout the simulation and `Globals`. The Vahana.jl framework provides functions to compute aggregations for distributed data and to synchronously update the fields of the `Globals` instance.

3 Implementation aspects

This section explores the interplay of data distribution, performance optimization, and reliability within Vahana.jl simulations.

3.1 Data distribution

In parallelized simulations, the distribution of data across multiple processes is crucial for dealing with computationally intensive problems. Vahana.jl shields users from the complexities of low-level distributed programming. Under the hood, Vahana.jl leverages the Message Passing Interface (MPI), a standardized and widely adopted communication protocol for parallel and distributed computing.

In distributed Vahana.jl simulations, a fundamental design principle is that each computational process knows only a subset of the graph representing the current simulation state. Edges are always stored in the process that manages the vertex at the edge's target, as this agent must know of the edge's existence and can access its state during transition functions.

Since an agent v can access its 1-neighborhood subset ($G'_{v,t}$), the process that manages v must also have knowledge of the states of the agents that are located at the source of the incoming edges to v . To optimize performance, Vahana.jl uses MPI-3 shared memory to avoid redundant copies of agents residing on the same compute node as the agent v . Only when the agents in $G'_{v,t}$ are managed by a different node, their state is transferred to the process which is handling agent v .

3.2 Type Hints

In Vahana.jl, the specific code for accessing and managing the state of the model is generated dynamically at runtime. This code generation process can be influenced by so-called "hints" to improve performance.

Edge hints are optional traits that can be assigned to edge types. These hints provide Vahana.jl with insights into how edges of a specific type are utilized within transition functions. Table 1 describes all edge hints and their effects. These hints can be combined with one restriction: Due to implementation details, the hints `SingleEdge` and `SingleType` can only be used together if the hints `Stateless` and `IgnoreFrom` are also given for the type.

Table 1. Edgetype Hints

Hint	Contract or Effect
IgnoreFrom	Vahana.jl omits storing the source vertex ID.
IgnoreSourceState	The status of the agents at the source of the edge is not accessed.
SingleEdge	Each target vertex has at most one edge of this type.
SingleType	All target vertices are guaranteed to be of the same type.
Stateless	Only the source vertex ID is stored.

Hints play a crucial role in Vahana’s code generation and runtime behavior. They determine the specific implementation of data structures such as the adjacency matrix and influence the generated code for data access, promoting efficiency. To illustrate the influence of type hints on the generated code, Fig. 4 shows two different versions of the `add_edge!` function. Although simplified for clarity, they represent the essence of the code after inlining and compiler transformations and show how variations in hints can lead to drastically different code.

```

1 # The "Knows" edgetype has no hints:
2 add_edge!(sim :: Simulation, to :: UInt64, edge :: Edge{Knows}) =
3   push!(get!(Vector{Edge{Knows}}, sim.Knows.write, to), edge)
4
5 # The "Knows" edgetype with all hints:
6 add_edge!(sim :: Simulation, to :: UInt64, edge :: Edge{Knows}) =
7   sim.Knows.write[to & (2 ^ 36 - 1)] = true

```

Fig. 4. (Implementation of `add_edge!` for two different combinations of hints.

The first implementation handles edge types without any optimization hints, relying on operations such as dictionary lookups or array appends. On an AMD Ryzen 9 7900X CPU, a call to this version requires an average of 18.6 ns (nanoseconds). In contrast, the second implementation, optimized with all hints activated, reduces the average execution time by more than 75%, to just 4.5 ns.

To utilize the MPI3 shared memory, which allows direct access to the state of other agents within a single node to improve performance, Vahana.jl stores agents in a contiguous block of memory. This requires tracking the “live” state of the mortal agents to ensure memory reuse within this contiguous block. When the `Immortal` hint is applied to an agent type, it means that this agent type will persist throughout the simulation, and therefore it is not necessary to track the “alive” state.

These hints can be seen as contracts, that define the expected behavior and interactions between agents, edges, and other components of a model. For instance, in the context of edges, the `SingleType` contract dictates that all agents connected by such an edge at the target position must belong to the same type.

Violating this contract can lead to unpredictable and erroneous simulation results. To safeguard against such contract violations, `Vahana.jl` by default performs checks that identify and flag potential contract breaches. This allows for the correction of errors before they cause simulation failures. However, once a model has been thoroughly tested and verified, these checks can be disabled for performance optimization.

4 Case Studies and Performance Analysis

In this section, we will examine two case studies that showcase how `Vahana.jl` facilitates the construction and simulation of real-world models.

All the results presented in this section were obtained from simulation runs performed on the *Lise* compute cluster at Zuse Institute Berlin. Each node in this cluster is equipped with two Intel Cascade Lake Platinum 9242 processors, each having 48 cores, and 384 GB of memory.

4.1 Case Study 1: The Hegselmann-Krause (HK) Opinion Model

To assess the performance characteristics of `Vahana.jl`, we conduct an analysis using the well-established Hegselmann-Krause (HK) Opinion Model [Hegselmann and Krause, 2002]. This model describes a scenario with a finite number of agents (n). Each agent i holds an opinion denoted by $x_i(t)$, where t represents time that moves forward in discrete steps. There is a “confidence bound” $\epsilon > 0$, so that agents only consider the opinions of others that fall within a certain range of their own opinion. At each time step, all agents simultaneously update their opinions according to the following rule:

$$x_i(t+1) = \frac{1}{|\mathcal{N}_i(t)|} \sum_{j \in \mathcal{N}_i(t)} x_j(t)$$

$$\text{where } \mathcal{N}_i(t) = \{j \in \{1, \dots, n\} : \|x_j(t) - x_i(t)\| \leq \epsilon\}$$

In the classical HK model, each person can potentially be influenced by all other persons. If we express this as a graph where the edges indicate that one person’s opinion is “visible” to another person, we have a complete graph with an additional self-loop. The self-loop is necessary as $i \in \mathcal{N}_i(t)$. The complete implementation of the HK model with `Vahana.jl` can be found in Appendix A.

Our first analysis addresses the overhead for using the `Vahana.jl` framework, specifically the additional computational resources required due to the framework’s generality and abstraction layers by comparing different implementations of the HK model. These include an implementation utilizing `Agents.jl` [Datseris et al., 2022], a direct Julia implementation without additional packages, and one leveraging `Graphs.jl` [Fairbanks et al., 2021]. For `Vahana.jl`, we compare two implementations, one without type hints, and a second one that uses the type hints `Immutable`, `Stateless` and `SingleType`.

Figure 5 shows how long a single iteration takes for a simulation with 100 and 10,000 agents. As expected, the performance of a direct implementation cannot be achieved with Vahana.jl, but with a larger number of agents, the performance overhead caused by the framework is significantly reduced. Notably, the direct implementation and, to a lesser extent, the Agents.jl implementation have an advantage as they bypass a potential graph structure entirely. On the other hand, this means that in these implementations the complete graph cannot be easily replaced by other graph structures. To provide a more realistic comparison and also allow exploring different graph structures without Vahana.jl, we additionally included Graphs.jl. This reduces the difference significantly. With 10,000 agents, the Vahana.jl implementation with hints is only 25% slower than the Graphs.jl implementation, and significantly outperforms the Agents.jl implementation.

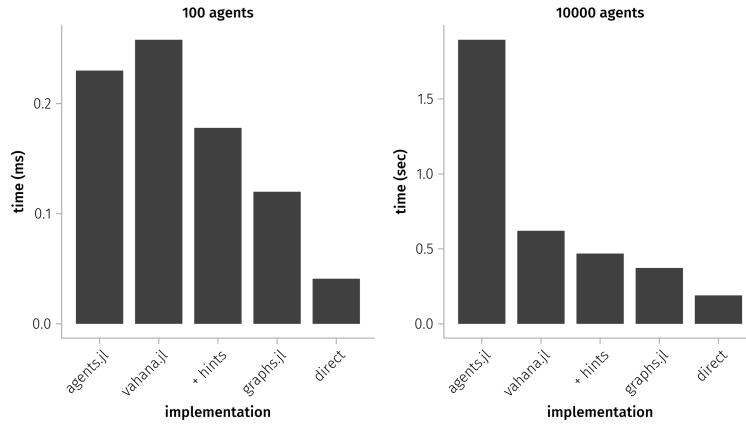


Fig. 5. Comparison of serial performance of various implementations of the HK model. Note: The `+ hints` implementation is the Vahana.jl implementation with the `:Immortal`, `:Stateless` and `:SingleType` hints applied.

For the following performance analysis, we consider two additional graph structures: regular graphs, where each vertex has the same number of edges, and clique graphs, which consist of numerous equal-sized cliques where only a single vertex from each clique is connected to the neighboring cliques. As explained in Sect. 3.1, the graph must be partitioned if a simulation is to be processed in parallel, and simulations that use multiple nodes of a computer cluster may require transferring the state of agents between nodes. The amount of communication depends on the structure of the graph, as it depends on the weight of cut edges, where the weight depends on the size of the edge state.

The plot on the left of Fig. 6 presents the overall simulation runtime, while the figure on the right illustrates the speedup achieved during transition steps

disregarding startup/compilation time. Ideally, the speedup would scale linearly with the number of cores. This is somewhat true for the regular and clique structures up to 16 cores. Even scaling up to a full node (96 cores), with values between 41 and 54, the speedup is quite good.

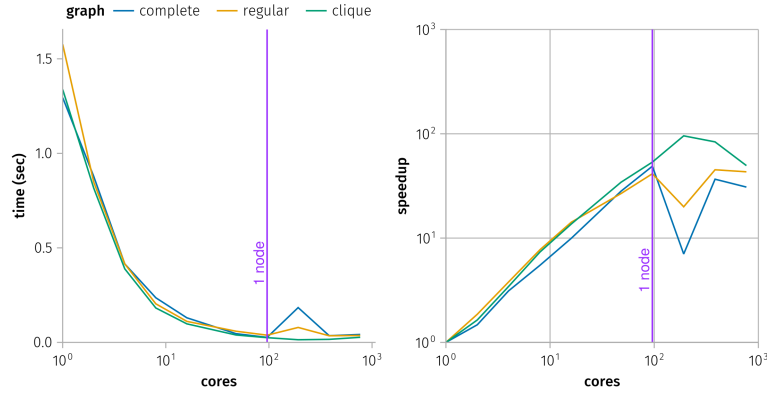


Fig. 6. Scalability of the HK model with different graph structures.

However, as expected, a clear difference in the scalability of the different graph structures becomes apparent when we extend the simulation to multiple nodes. This is mainly due to the increasing cost of accessing the opinion state of agents on a different node. For a complete graph, if we distribute the agents evenly across the computational processes, on average a fraction of $\frac{\#nodes-1}{\#nodes}$ are edges where the agents at the source and destination position of an edge are on different nodes, no matter how the agents are partitioned. In the regular case, a good cut can greatly reduce this number, and in a clique graph there is only one edge per node that crosses the node boundaries if the number of cliques can be divided by the number of (cluster) nodes.

4.2 Case Study 2: The MATSim-Epism Model

MATSim-Epism is a large-scale agent-based epidemiological model that integrates a person-centric human mobility model with a mechanistic model of infection and disease progression [Müller et al., 2021]. It builds on the multi-agent transport simulation (MATSim) [Horni et al., 2016], an activity-based, extensible, multi-agent simulation framework implemented in Java. During the COVID-19 pandemic, this model was regularly used to advise the German federal government (e.g. Müller et al. [2021]) by providing reports containing detailed evaluations of the impact of various interventions, such as reductions in out-of-house activities, mask usage, and vaccinations. Each report required thousands of simulations based on mobile-phone data for Berlin and Cologne, Germany, considering the activities of 25% of a city’s population.

We reimplemented the MATSim-Episisim model described in Müller et al. [2020] with Vahana.jl⁶ and tested the scalability for two different scenarios. In addition to the Berlin scenario used for the reports with 1,013,973 agents, 889,958 locations and 6,814,215 daily location visits, we also extended the area to the whole of Germany, again with 25% of the population, or more precisely with 16,334,073 agents, 11,538,167 locations and 91,534,225 daily location visits.

The results are shown in Fig. 7. The plot on the left presents the overall runtime for simulating 1 year, while the figure on the right illustrates the speedup achieved. We see that the problem size for the Berlin scenario is not large enough to make a distribution to multiple nodes on the *Lise* compute cluster reasonable. This is different for the Germany scenario, where we achieve an impressive reduction to 22.5 minutes with 8 nodes, which is 207 times faster than the 3.2 days needed to calculate the Germany scenario with a single thread.

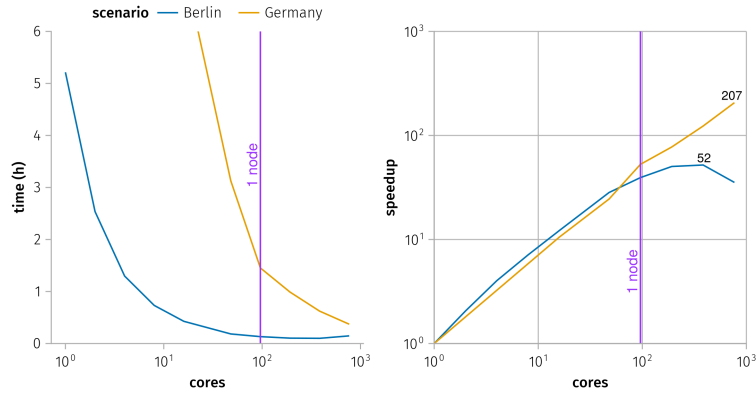


Fig. 7. Scalability of the MATSim-Episisim model.

Figure 8 presents a performance comparison between our Vahana.jl implementation and the original Java-based MATSim-Episisim for the Germany scenario. This should be viewed with some caution, as the version from the MATSim-Episisim repository⁷ mentioned in the paper was used to measure the runtime, but it was not checked whether additional features not described in the paper were implemented there. Note that MATSim-Episisim utilizes Java Parallel Streams for its most computationally intensive loops, restricting parallelization to a single node (Fürst and Rakow [2022]). Despite the slower single-thread performance of Vahana.jl compared to the Java version, it shows remarkable advantages when parallelized. When using a single node, Vahana.jl outperforms the original MATSim-Episisim implementation by a factor of 7. When scaled to 8 nodes, this advantage increases to a factor of 28.

⁶ <https://git.zib.de/sfuerst/vahana-episisim/>

⁷ <https://github.com/matsim-org/matsim-episisim-libs>

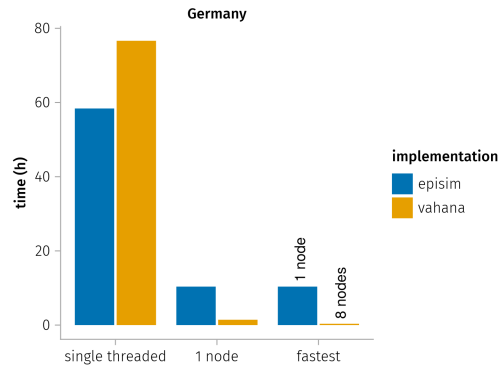


Fig. 8. Performance comparison with original Java implementation.

5 Conclusion

In this paper, we introduced Vahana.jl, an ABM framework that supports simulations designed for parallel execution at various scales, from single computers to large-scale HPC environments, while simplifying the development of simulations designed for parallel execution.

We have outlined the theoretical foundations and design principles of Vahana.jl, highlighting its unique approach compared to existing ABM frameworks. This approach has been proven capable of facilitating the development of complex ABMs, as demonstrated through the epidemiological use-case, based on the reimplementing of the MATSim-Episim model.

Our performance analyses demonstrate that Vahana.jl is a compelling choice for researchers, particularly when network interactions between agents are crucial. Notably, it enables researchers to tackle significantly larger and more complex problems, thereby enhancing the scope and potential of their simulations.

Vahana.jl is not limited to large-scale simulations; it is also a powerful tool for researchers studying dynamics of networks, regardless of scale. Its design philosophy prioritizes network interactions and relationships, making it a valuable tool for various research applications.

Future work will focus on further performance improvements, particularly through optimizations tailored to common patterns and tasks that arise specifically within the Vahana.jl framework. By directly supporting these patterns, we aim to not only simplify model implementation but also unlock additional performance gains for users.

Acknowledgments This research has been partially funded under Germany’s Excellence Strategy, MATH+ : The Berlin Mathematics Research Center (EXC-2046/1), project no. 390685689

Bibliography

- S. Abar, G. K. Theodoropoulos, P. Lemarinier, and G. M. O'Hare. Agent based modelling and simulation tools: A review of the state-of-art software. *Computer Science Review*, 24:13–33, May 2017. ISSN 1574-0137. doi: 10.1016/j.cosrev.2017.03.001. URL <http://dx.doi.org/10.1016/J.COSREV.2017.03.001>.
- A. Adiga, C. J. Kuhlman, M. V. Marathe, H. S. Mortveit, S. S. Ravi, and A. Vullikanti. Graphical dynamical systems and their applications to bio-social systems. *International Journal of Advances in Engineering Sciences and Applied Mathematics*, 11(2):153–171, Dec 2018. ISSN 0975-5616. doi: 10.1007/s12572-018-0237-6. URL <http://dx.doi.org/10.1007/s12572-018-0237-6>.
- J. Bezanson, S. Karpinski, V. B. Shah, and A. Edelman. Julia: A fast dynamic language for technical computing, 2012. URL <https://arxiv.org/abs/1209.5145>.
- S. Coakley, P. Richmond, M. Gheorghe, S. Chin, D. Worth, M. Holcombe, and C. Greenough. *Large-Scale Simulations with FLAME*, page 123–142. Springer International Publishing, September 2015. ISBN 9783319237428. doi: 10.1007/978-3-319-23742-8_6. URL http://dx.doi.org/10.1007/978-3-319-23742-8_6.
- B. Cosenza, G. Cordasco, R. De Chiara, and V. Scarano. Distributed load balancing for parallel agent-based simulations. In *Proceedings - 19th International Euromicro Conference on Parallel, Distributed, and Network-Based Processing, PDP 2011*, 2011. ISBN 9780769543284. doi: 10.1109/PDP.2011.22.
- A. Crooks, A. Heppenstall, and N. Malleon. *Agent-Based Modeling*. 12 2017. ISBN 9780124095489. doi: 10.1016/B978-0-12-409548-9.09704-9.
- G. Datseris, A. R. Vahdati, and T. C. DuBois. Agents.jl: a performant and feature-full agent-based modeling software of minimal code complexity. *SIMULATION*, page 003754972110688, January 2022. ISSN 1741-3133. doi: 10.1177/00375497211068820. URL <http://dx.doi.org/10.1177/00375497211068820>.
- J. Fairbanks, M. Besançon, S. Simon, J. Hoffiman, N. Eubank, and S. Karpinski. Julia-graphs/graphs.jl: an optimized graphs package for the julia programming language, 2021. URL <https://github.com/JuliaGraphs/Graphs.jl/>.
- S. Fürst and A. Geiges. Distributed Agent Graph. GCF Working Paper 3/2018, 2018. URL https://globalclimateforum.org/wp-content/uploads/2018/09/GCF_WorkingPaper3-2018.pdf.
- S. Fürst and C. Rakow. Parallelization of large-scale agent-based epidemiological simulations. In *Proceedings of the 34th European Modeling & Simulation Symposium (EMSS 2022)*, page 008, 2022. doi: 10.46354/i3m.2022.emss.008.
- V. Grimm. Agent-based and individual-based modeling: A practical introduction. 2011. URL <https://api.semanticscholar.org/CorpusID:53821380>.
- H. Gutowitz. *Cellular Automata: Theory and Experiment*. A Bradford book. MIT Press, 1991. ISBN 9780262570862. URL <https://books.google.de/books?id=6o6zx5MRRcQC>.
- R. Hegselmann and U. Krause. Opinion dynamics and bounded confidence models, analysis and simulation. *Journal of Artificial Societies and Social Simulation*, 5, 07 2002.
- A. Horni, K. Nagel, and K. W. Axhausen. *Front Matter*, pages i–ii. Ubiquity Press, 2016. ISBN 9781909188754. URL <http://www.jstor.org/stable/j.ctv3t5r7p.1>.

- K. Kravari and N. Bassiliades. A Survey of Agent Platforms. *Journal of Artificial Societies and Social Simulation*, 2015. URL <http://jasss.soc.surrey.ac.uk/18/1/11.html#jadex2014>.
- C. J. Kuhlman, V. S. Anil Kumar, M. V. Marathe, H. S. Mortveit, S. Swarup, G. Tuli, S. S. Ravi, and D. J. Rosenkrantz. A general-purpose graph dynamical system modeling framework. In *Proceedings of the 2011 Winter Simulation Conference (WSC)*, pages 296–308, 2011.
- S. A. Müller, M. Balmer, W. Charlton, R. Ewert, A. Neumann, C. Rakow, T. Schlen-ther, and K. Nagel. Predicting the effects of COVID-19 related interventions in urban settings by combining activity-based modelling, agent-based simulation, and mobile phone data. *PLOS ONE*, 16(10):1–32, 2021. doi: 10.1371/journal.pone.0259037. URL <https://doi.org/10.1371/journal.pone.0259037>.
- S. A. Müller, M. Balmer, W. Charlton, R. Ewert, A. Neumann, C. Rakow, T. Schlen-ther, and K. Nagel. A realistic agent-based simulation model for covid-19 based on a traffic simulation and mobile phone data, 2020.
- S. A. Müller, W. Charlton, N. D. Conrad, R. Ewert, D. Jefferies, C. Rakow, H. Wulkow, T. Conrad, C. Schütte, and K. Nagel. Modus-covid bericht vom 09.04.2021. Technical report, Technische Universität Berlin, 2021. URL <http://dx.doi.org/10.14279/depositonce-11772>.
- G. Polhill, A. Heppenstall, M. Batty, D. Salt, R. Colasanti, R. Milton, and M. Hare. Exascale Computing and ‘Next Generation’ Agent-Based Modelling, Sep 2023. URL <https://rofasss.org/2023/09/29/exascale-computing-and-next-gen-abm/>. Accessed: 2024-01-15.
- P. Richmond, R. Chisholm, P. Heywood, M. K. Chimeh, and M. Leach. Flame gpu 2: A framework for flexible and performant agent based simulation on gpus. *Software: Practice and Experience*, 53(8):1659–1680, May 2023. ISSN 1097-024X. doi: 10.1002/spe.3207. URL <http://dx.doi.org/10.1002/spe.3207>.
- A. Rousset, B. Herrmann, C. Lang, and L. Philippe. A survey on parallel and distributed multi-agent systems for high performance computing simulations. *Computer Science Review*, 22:27–46, Nov 2016. ISSN 1574-0137. doi: 10.1016/j.cosrev.2016.08.001. URL <http://dx.doi.org/10.1016/j.cosrev.2016.08.001>.
- L. Tesfatsion and K. L. Judd. *Handbook of Computational Economics, Volume 2: Agent-Based Computational Economics (Handbook of Computational Economics)*. North-Holland Publishing Co., NLD, 2006. ISBN 0444512535.
- S. Wolf, S. Fürst, A. Mandel, S. Knell, W. Lass, D. Lincke, J. Teitge, and C. Jaeger. Two modes of scheduling in a simple economic agent-based model. SIMULTECH 2012 – Proceedings of the 2nd International Conference on Simulation and Modeling Methodologies, Technologies and Applications, Rome, Italy, 28 - 31 July, 2012. 2012, 2012.

A The HK model implemented with Vahana.jl

```

using Vahana, Accessors
import Statistics: mean
import Graphs: SimpleGraphs

# define all types
struct Person opinion::Float64 end
# the "Knows" edges determine which agents can influence an agent
struct Knows end
struct Params epsilon::Float64 end

# create a simulation with a confidence bound of 0.2
const sim = ModelTypes() |>
  register_agenttype!(Person) |>
  register_edgetype!(Knows) |>
  create_model("Hegselmann-Krause") |>
  create_simulation(Params(0.2), nothing)

# we use the Graphs.jl package to construct a complete graph with
# 50 persons and add this graph to the Vahana graph.
const ids = add_graph!(sim,
  SimpleGraphs.complete_graph(50),
  # construct the person with an random opinion
  _ -> Person(rand()),
  _ -> Knows());

# the complete graph does not include a edge for the person to itself,
# so we add those in a second step
foreach(id -> add_edge!(sim, id, id, Knows()), ids)

# 'finish_init!' must be called before we can apply transition functions.
# E.g. in a parallel simulation, at this point the constructed graph will
# be partitioned and distributed to the different processes
finish_init!(sim)

# 'transition' is called for each person, 'self' is the state
# of the person, and 'id' is needed to access other parts of the graph
function transition(self, id, sim)
  # get a vector with the opinions of the other Persons who are
  # connected to the Person 'self' via edges of type 'Knows'
  opinions = map(s -> s.opinion,
    neighborstates(sim, id, Knows, Person))
  # remove all opinions that are outside of the confidence interval
  accepted = filter(opinions) do other_opinion
    abs(other_opinion - self.opinion) < param(sim, :epsilon)
  end
  # set the new opinion to the mean value of all accepted opinions
  @set self.opinion = mean(accepted)
end

# run 100 steps (= apply the transition function 100 times)
for _ in 1:100
  # the following can be read as: the transition function 'transition' is
  # called for agents of type Person, has access to the state of Persons
  # and edges of type Knows and will create only Persons
  apply!(sim, transition, Person, [ Person, Knows ], Person)
end

```