
FuseGen: PLM Fusion for Data-generation based Zero-shot Learning

Tianyuan Zou¹ Yang Liu^{1,2} Peng Li^{1,2} Jianqing Zhang^{1,3} Jingjing Liu¹ Ya-Qin Zhang¹

Abstract

Data generation-based zero-shot learning, although effective in training Small Task-specific Models (STMs) via synthetic datasets generated by Pre-trained Language Models (PLMs), is often limited by the low quality of such synthetic datasets. Previous solutions have primarily focused on single PLM settings, where synthetic datasets are typically restricted to specific subspaces and often deviate from real-world distributions, leading to severe distribution bias. To mitigate such bias, we propose FuseGen, a novel data generation-based zero-shot learning framework that introduces a new criteria for subset selection from synthetic datasets via utilizing multiple PLMs and trained STMs. The chosen subset provides in-context feedback to each PLM, enhancing dataset quality through iterative data generation. Trained STMs are then used for sample re-weighting as well, further improving data quality. Extensive experiments across diverse tasks demonstrate that FuseGen substantially outperforms existing methods, highly effective in boosting STM performance in a PLM-agnostic way. Code is provided in <https://github.com/LindaLydia/FuseGen>.

1. Introduction

Despite the prevalence of powerful Pre-trained Language Models (PLMs) (Achiam et al., 2023; Team et al., 2023; Devlin et al., 2019) such as GPT-4, Small Task-specific Models (STMs) are indispensable due to their compact size and efficiency, especially for resource-constrained environments (Bommasani et al., 2021). To compensate for the scarcity of high-quality training data, synthetic data generated by PLMs has been widely applied for STM training (Ye et al., 2022a; Wang et al., 2023). In particular,

data-generation based zero-shot learning (Ye et al., 2022a; Meng et al., 2022; Gao et al., 2023; Ye et al., 2022b) trains STM using the dataset synthesized by one PLM through task-related label-descriptive prompts, requiring only the task name (*e.g.* movie review sentiment analysis) and label categories (*e.g.* positive/negative). This zero-shot trained STM is significantly smaller than the original PLM with comparable performance (Ye et al., 2022a), thus is particularly advantageous for domains with limited computational resources (*e.g.* on mobile devices) or strict data privacy constraints (*e.g.* in finance applications).

However, the long-standing low-quality issue of synthetic data impedes the practical application of STMs to a wider range (Gao et al., 2023; Ye et al., 2022b). Previous works on improving synthetic data quality mainly focus on enhancing data diversity (Fan et al., 2018; Holtzman et al., 2020; Su & Collier, 2022; Yu et al., 2024), reducing redundancy (Bolón-Canedo et al., 2013; Deng et al., 2023), and implementing data-importance-guided in-context feedback (Ye et al., 2022b) or sample re-weighting (Gao et al., 2023). Despite notable advancements, they primarily rely on one single PLM as source, inevitably overlooking the inherent distribution biases of synthetic datasets.

To thoroughly investigate these biases and their impact on STM performance, we conduct two pilot studies. As illustrated in Figure 1, we use the dataset cartography approach (Swayamdipta et al., 2020) to plot the cartography of synthetic datasets given by different PLMs. Dataset samples are categorized into *easy-to-learn* (marked in red), *ambiguous* (marked in black) and *hard-to-learn* (marked in blue) based on their confidence and variability, defined as the mean and standard deviation of model probabilities for their labels across training epochs. Since *easy-to-learn* samples aid convergence and *ambiguous* samples are vital for boosting performance (Swayamdipta et al., 2020), an ideal dataset should predominantly contain diverse *easy-to-learn* and *ambiguous* samples, with fewer *hard-to-learn* samples which are often mislabeled (Swayamdipta et al., 2020). This composition of diverse samples promises better STM performance. In a second study, we provide the comparison between STMs trained with different datasets that vary in sources and generation methods, as illustrated in Figure 2.

These visualization analyses reveal three key observations:

¹Institute for AI Industry Research (AIR), Tsinghua University, Beijing, China ²Shanghai Artificial Intelligence Laboratory ³Shanghai Jiao Tong University. Correspondence to: Yang Liu <liuy03@air.tsinghua.edu.cn>, Peng Li <lipeng@air.tsinghua.edu.cn>.

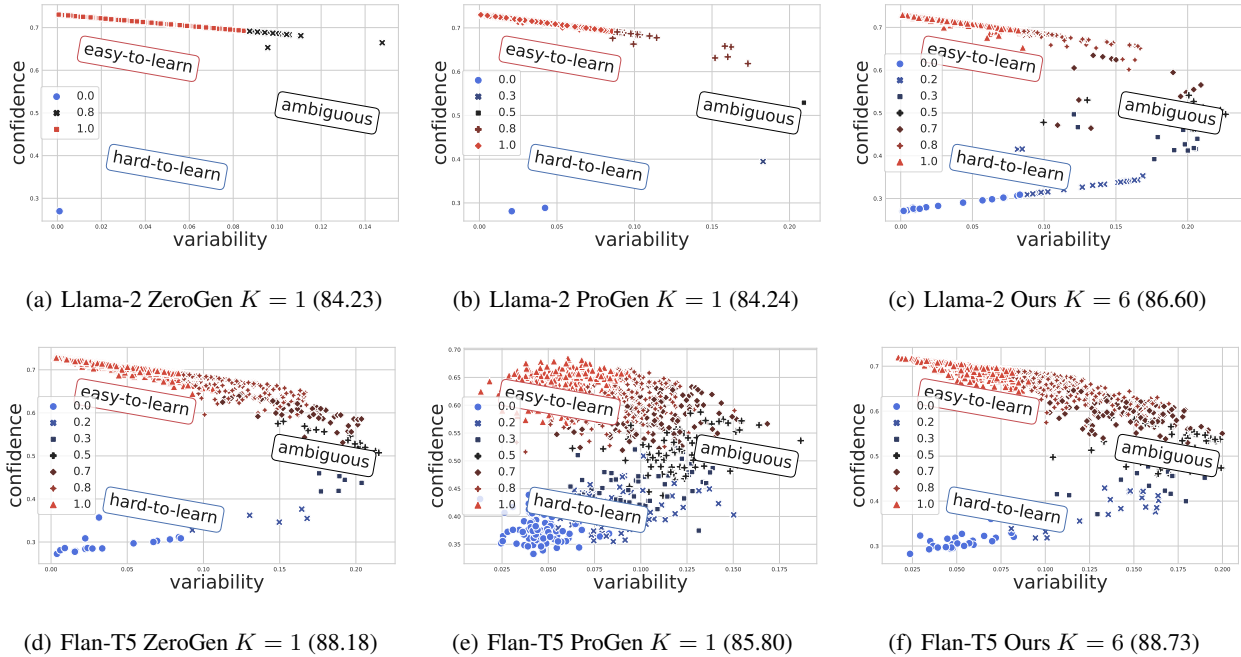


Figure 1. Synthetic dataset cartography (Swayamdipta et al., 2020) using 1,000 samples generated by Llama-2 and Flan-T5 for movie review semantic analysis. ZeroGen (Ye et al., 2022a) uses zero-shot prompt for generation, while ProGen (Ye et al., 2022b) and FuseGen (Ours) use few-shot prompt with feedback, with ProGen relying on a single PLM and FuseGen leveraging multiple PLMs. K is the number of PLMs. Numbers within parentheses are the results of STM trained with Self-boosting Weight Adjustment (see Section 3.4) and evaluated over IMDb (Maas et al., 2011) dataset. Results for more PLMs are provided in Figure 6 in Appendix C.1.

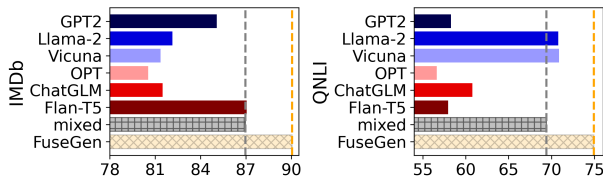


Figure 2. Performance of STM trained using 6,000 synthetic data samples generated by various PLMs. “mixed” uses a dataset comprising 6,000 total samples given by the 6 listed PLMs (1,000 samples per PLM). “FuseGen” (Ours) uses the 6 listed PLMs and 6,000 samples.

(1) Synthetic datasets from different PLMs exhibit significant distribution biases. For example, Figures 1(a) and 1(d) show that the zero-shot synthetic dataset produced by Llama-2 (Touvron et al., 2023) primarily includes *easy-to-learn* samples, whereas that of Flan-T5 (Chung et al., 2022) contains a more balanced mixture of all 3 categories. (2) Distribution biases are difficult to overcome by only relying on a single PLM. ProGen (Ye et al., 2022b), an advanced single-PLM generation method, only slightly improves the ratio of *easy-to-learn* and *ambiguous* samples (Figure 1(b)), while adversely increases the proportion of *hard-to-learn* samples in some cases (Figure 1(e)). (3) Simply mixing samples from multiple PLMs is ineffective. As demonstrated in Fig-

ure 2, plainly combining data generated by multiple PLMs improves STM performance compared to most single-PLM cases, but is still worse than the best single PLM.

To tackle these challenges, we propose FuseGen, a smart data generation-based zero-shot learning framework that mitigates inherent dataset distribution bias by harnessing the diversity of a PLM cluster. In FuseGen, given a specific task and its label categories, synthetic datasets are initially generated by various PLMs in a zero-shot manner, which are then used to train their respective STMs. To alleviate distribution bias, FuseGen selects superior samples generated by multiple PLMs as shared in-context feedback, and prompts each PLM to accumulate higher-quality data iteratively. To select relevant in-context samples, FuseGen pivots on an efficient cross-model criteria that considers both dataset composition and individual sample importance. To mitigate the negative impact of poor-quality samples, FuseGen further uses a self-boosting method to dynamically adjust sample weights to optimize STM in training. As demonstrated in Figures 1(c), 1(f) and 2, with these novel techniques, FuseGen effectively reduces distribution biases and achieves better STM performance than state-of-the-art methods.

Our contributions can be summarized as follows:

- We introduce a novel data-generation based zero-shot learning framework, FuseGen, which collaboratively leverages multiple PLMs to generate higher-quality synthetic dataset without incurring any additional queries to PLMs themselves. Further, FuseGen neither requires access to nor fine-tunes the parameters of PLMs.
- We propose a novel cross-model criteria for selecting in-context samples, which then serves as generation feedback, and a self-boosting method for improving STM performance.
- Extensive evaluations on 8 NLI and NLU tasks with 6 open-source and 2 closed-source PLMs demonstrate the consistent superiority of FuseGen over single-PLM methods. This PLM-agnostic nature eliminates the reliance on specific PLMs for downstream tasks.

2. Related Work

Data-generation based Zero-shot Learning. A recent line of research focuses on exploiting the data generation capabilities of PLMs (Ye et al., 2022a; Meng et al., 2022; Ye et al., 2022b; Gao et al., 2023) to generate synthetic data for training a target model (Meng et al., 2022; Ye et al., 2022a;b; Gao et al., 2023). The dataset is generated by prompting PLM with task and label descriptions. A critical challenge for this approach is that generated datasets often contain low-quality samples. Recent attempts to address this include techniques to enhance dataset diversity (e.g. Top-k sampling (Fan et al., 2018), nucleus sampling (Holtzman et al., 2020), diversely attributed prompts (Yu et al., 2024), and contrastive search decoding (Su & Collier, 2022)). Additionally, feature selection (Bolón-Canedo et al., 2013) helps eliminate redundant information within the dataset. Finally, methods like progressive generation with in-context feedback (Ye et al., 2022b) and sample re-weighting (Ye et al., 2022b) focus on identifying and amplifying the influence of high-quality samples. Despite significant progress, existing studies often overlook the inherent data distribution bias in synthetic datasets generated by a single PLM. In contrast, our work explores avoiding this bias by leveraging diverse multiple PLMs.

Fusion of PLMs. Recent studies suggest that it is possible to combine the capabilities of multiple PLMs to obtain a model with stronger performance (Wan et al., 2024a;b; Li et al., 2024). Existing PLM knowledge-fusion techniques can be grouped into *training-time fusion* and *test-time fusion* (Mavromatis et al., 2024). *Training-time fusion* methods (Wan et al., 2024a;b) fuse PLMs’ token-level predictions produced during training time to fine-tune a target PLM, requiring abundant computational resources. *Test-time fusion* methods do not fine-tune PLMs, but utilize methods such

as logits averaging (Mavromatis et al., 2024) and majority voting (Li et al., 2024) to fuse the knowledge of PLMs at test time. In addition, interactions and collaborations among PLM agents (Liu et al., 2023; Du et al., 2023) have been investigated.

All these works demonstrate that collaboration among diverse PLMs helps. However, all existing works require direct access to training samples, which means they are not applicable to the setting of data generation-based zero-shot learning, the problem we aim to solve.

3. FuseGen

3.1. Preliminaries

In *data-generation based zero-shot learning* (Ye et al., 2022a; Gao et al., 2023) with a *single PLM*, given a downstream task like text classification, a PLM \mathcal{P} with parameter $\Phi_{\mathcal{P}}$ first generates a synthetic dataset $\mathcal{D} = \{(\mathbf{x}_i, y_i)\}_{i=1}^N$ of size N . This is accomplished by using a proper task-related label-descriptive prompt $\mathcal{T}(\cdot)$ (examples are provided in Appendix A.1) as follows:

$$\mathbf{x}_i \sim \mathcal{P}(\cdot | \mathcal{T}(y_i), \Phi_{\mathcal{P}}). \quad (1)$$

\mathcal{D} is then used to train an STM m with the following training objective:

$$\mathcal{L} = \sum_{i=1}^N \ell(m(\mathbf{x}_i), y_i), \quad (2)$$

where ℓ is a common loss function, e.g. cross-entropy loss.

3.2. FuseGen Architecture Overview

Different from previous works, we focus on *multi-PLM setting* and propose FuseGen. The FuseGen workflow is illustrated in Figure 3. In a nutshell, FuseGen consists of two main components: Cross-model Dataset Generation (CDG) (Section 3.3) and Cross-model Data Quality Improvement (CDI) (Section 3.4). For CDG, given a fixed number of samples to generate in total, PLMs progressively generate datasets for multiple rounds, each round using an improved subset of samples generated from previous rounds as in-context examples. This is realized in three steps: (1) *Parallel Synthetic Data Generation*: each PLM generates its own dataset and trains a respective STM. (2) *Cross-model Data Quality Evaluation*: the quality of generated samples is evaluated using a cross-PLM criteria to select a desirable subset. (3) *Cross-PLM In-context Learning*: the cross-PLM subsets are used as in-context examples to prompt PLMs to generate new datasets. Step (1) is then repeated. After the required number of samples is reached, we perform CDI which re-weights samples with a self-boosting strategy. Algorithm 1 provides an overview of the above steps, with each function detailed in Appendix B.

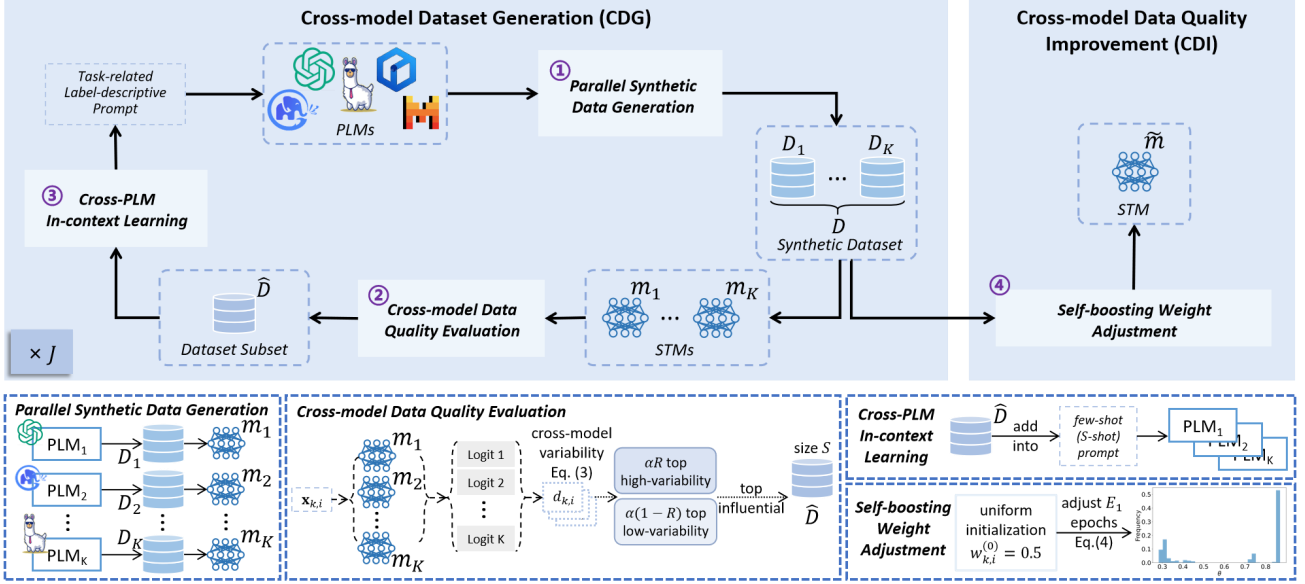


Figure 3. Illustrated Workflow of FuseGen with two components: Cross-model Data Generation (CDG) and Cross-model Data Quality Improvement (CDI). CDG iteratively executes parallel synthetic data generation, cross-model data quality evaluation and cross-PLM in-context learning. CDI implements self-boosting weight adjustment for sample-reweighted training of STM.

3.3. Cross-model Dataset Generation

In FuseGen, each PLM iteratively generates a total of N samples across $J + 1$ rounds, incorporating feedback from STMs after each of the first J rounds. In each round, a total of $\frac{N}{J+1}$ samples are generated using the accumulated knowledge of multiple PLMs from previous rounds as feedback. Specifically, the following steps are taken:

Parallel Synthetic Dataset Generation. In each round, each of K PLMs (denoted as $\{\mathcal{P}_k\}_{k=1}^K$) generates a synthetic dataset $\mathcal{D}_k = \{(\mathbf{x}_{k,i}, y_{k,i})\}_{i=1}^{\frac{N}{J+1}}$ of size $\frac{N}{J+1}$ in parallel with the same task-related label-descriptive prompt $\mathcal{T}(\cdot)$ as described in Section 3. Each dataset is then used to train a separate STM m_k following Equation (2). This step produces K separate STMs and K synthetic datasets.

Cross-model Data Quality Evaluation. In this step, we aim to select a desirable subset from $\mathcal{D} = \bigcup_{k=1}^K \mathcal{D}_k$ to guide data generation. To accomplish this goal, we utilize the knowledge of trained STMs at hand and develop a simple yet efficient criteria for data-quality evaluation.

As discussed in Section 1, *easy-to-learn* samples of low-variability and *ambiguous* samples of high-variability are both vital for constructing a desirable dataset, valuable for training convergence and model generalization ability, respectively. Inspired by this, we first use cross-model variability $d_{k,i}$ to categorize each sample, defined as:

$$d_{k,i} = \text{STD}(p_{1,k,i}[y_{k,i}], \dots, p_{k',k,i}[y_{k,i}], \dots, p_{K,k,i}[y_{k,i}]) \quad (3)$$

where $p_{k',k,i}[y_{k,i}]$ denotes STM model $m_{k'}$'s predicted probability of synthetic label $y_{k,i}$ on that sample $\mathbf{x}_{k,i}$, and

STD represents standard deviation¹. To prompt the generation of a dataset that includes both low-variability (low $d_{k,i}$) and high-variability (high $d_{k,i}$) data, we select a small number of candidates (of size $R \ll N$) comprised of αR top high-variability and $(1 - \alpha)R$ top low-variability samples, where α is a hyper-parameter that controls the percentage of high-variability samples. The goal here is to efficiently select a smaller and more manageable subset from a large set of candidates. The selected subset can then be processed by more computationally intensive ranking. To further identify samples that are vital for training, we train an STM \tilde{m} using \mathcal{D} and leverage the noise-resistant influence function proposed in ProGen (Ye et al., 2022b) to select the top- S influential samples from the R candidate samples ($S < R$). Our results validate that these selected samples originate from various PLMs (See Appendix C.4.)

Cross-PLM In-context Learning. After selecting S in-context samples (denoted as $\hat{\mathcal{D}}$), we add them to the original prompt $\mathcal{T}(\cdot)$, resulting in $\mathcal{T}(\hat{\mathbf{x}}_1, \dots, \hat{\mathbf{x}}_S; \cdot)$ (see examples in Appendix A.1). We then send the feedback prompt to each PLM to generate $\frac{N}{J+1}$ new samples following $\mathbf{x}_{k,i} \sim \mathcal{P}_k(\cdot | \mathcal{T}(\hat{\mathbf{x}}_1, \dots, \hat{\mathbf{x}}_S; y_{k,i}), \Phi_{\mathcal{P}_k})$, where $\Phi_{\mathcal{P}_k}$ denotes the parameter of \mathcal{P}_k . In this way, PLMs can learn from each other and generate datasets with improved quality.

¹Different from Swayamdipta et al. (2020), we do not include confidence (*i.e.* mean of predicted probability) in our criteria, as the synthetic label is not used for in-context samples (see Appendix A.1 for in-context sample examples).

Algorithm 1 FuseGen

Input:

K PLMs, empty synthetic dataset $\{\mathcal{D}_k \leftarrow \emptyset\}_{k=1}^K$, target number of synthetic samples N for each PLM, sample selection hyper-parameter α, R, S , number of feedback steps J taken to obtain in total N synthetic samples, random initialized STM $m_{(0)}$, test dataset of downstream task \mathcal{A} , initialized sample weights $\left\{\left\{w_{k,i}^{(0)}\right\}_{i=1}^N\right\}_{k=1}^K$, learning rate η , number of weight adjustment epochs E_1 , number of STM training epochs E_2 .

Output: STM \tilde{m} that obtains the effectively aggregated knowledge from K PLMs.

```

1: Initialize in-context feedback samples  $\hat{\mathcal{D}} \leftarrow \emptyset$ .
2: for  $j = 0$  to  $J$  do
3:   for  $k = 1$  to  $K$  in parallel do
4:      $\mathcal{D}_k \leftarrow \text{S\_AccumulativeSynDataGeneration}(\mathcal{D}_k,$ 
        $\hat{\mathcal{D}}, N, J, j)$ .
5:      $m_k \leftarrow \text{S\_STMTraining}(\mathcal{D}_k, m_{(0)}, E_2)$ .
6:   end for
7:    $\tilde{m} \leftarrow \text{S\_STMTraining}(\cup_{k=1}^K \mathcal{D}_k, m_{(0)}, E_2)$ .
8:    $\hat{\mathcal{D}} \leftarrow \text{C\_SampleSelection}(\cup_{k=1}^K \mathcal{D}_k, \{m_k\}_{k=1}^K, \tilde{m},$ 
        $\alpha, R, S)$ .
9: end for
10:  $\tilde{m} \leftarrow \text{S\_WeightAdjustSTMTraining}(\cup_{k=1}^K \mathcal{D}_k, m_{(0)},$ 
      $\cup_{k=1}^K \left\{\left\{w_{k,i}^{(0)}\right\}_{i=1}^N\right\}, E_1, E_2)$ .
    
```

3.4. Cross-model Data Quality Improvement

After CDG process that improves overall data distribution, we perform one last step of re-weighting samples by their quality, determined by a **Self-boosting Weight Adjustment (SWA)** approach.

As *hard-to-learn* samples (refer to Figures 1(c) and 1(f)) and low-quality samples (*e.g.* meaningless or irrelevant) still exist post-CDG, we down-weight these samples in each training round of the final STM \tilde{m} . Specifically, a weight $w_{k,i}$ (uniformly initialized as 0.5) is assigned to each sample in $\mathcal{D} = \left\{\left\{\left(\mathbf{x}_{k,i}, y_{k,i}\right)\right\}_{i=1}^N\right\}_{k=1}^K$. At the e_1 -th weight-adjustment round of \tilde{m} , we update $w_{k,i}$ using the following boosting strategy inspired by TrAdaBoost (Dai et al., 2007):

$$w_{k,i}^{(e_1+1)} = w_{k,i}^{(e_1)} \beta^{-\text{error}_{k,i}(1-\text{correct}_{k,i})}, \quad (4)$$

$$k = 1, \dots, K, \quad i = 1, \dots, N,$$

where $\beta = \frac{1}{1 + \sqrt{\frac{2 \ln(NK)}{E_1}}} > 0$ is a constant value for weight adjustment, E_1 is the number of total epochs for weight adjustment, $\text{error}_{k,i} = 1 - p_{k,i}[y_{k,i}]$ is the prediction error of \tilde{m} on data sample $\mathbf{x}_{k,i}$, and $\text{correct}_{k,i} = 1$ if \tilde{m} predicts sample $\mathbf{x}_{k,i}$ correctly, otherwise $\text{correct}_{k,i} = 0$. Normalization is applied afterwards to guarantee that $\sum_{k=1}^K \sum_{i=1}^N w_{k,i}^{(e_1)} = 0.5NK$. After normalization, $w_{k,i}$ for correctly inferred samples increases while that for wrongly inferred samples decreases. A new STM is trained from scratch with the new weights after each adjustment step. Training details are provided in Algorithms 1 and 2. With SWA, the training

objective for \tilde{m} using all synthetic data \mathcal{D} is given by:

$$\mathcal{L} = \sum_{k=1}^K \sum_{i=1}^N w_{k,i} \cdot \ell(\tilde{m}(\mathbf{x}_{k,i}), y_{k,i}). \quad (5)$$

Unlike SunGen (Gao et al., 2023), which utilizes a self-guided sample re-weighting method with bi-level SGD optimization to enhance its STM performance, our SWA achieves comparable STM performance without requiring this computationally expensive optimization step (see Section 4 and Appendix C.5). This translates to a significantly smaller computational cost.

4. Experiments

4.1. Experimental Settings

Models. In our experiments, we evaluate on 6 open-source PLMs: GPT-2-xl (GPT-2) (Radford et al., 2019), Llama-2-7b-chat-hf (Llama-2) (Touvron et al., 2023), Vicuna-7b-1.5v (Vicuna) (Chiang et al., 2023), OPT-6.7b (OPT) (Zhang et al., 2022), ChatGLM3-6b-base (ChatGLM3) (Du et al., 2022) and Flan-T5-xl (Flan-T5) (Chung et al., 2022). 2 closed-source PLMs are also used for generating synthetic datasets: GPT-3.5-turbo-instruct (GPT-3.5) (OpenAI, 2021) and GPT-4-turbo-preview (GPT-4) (OpenAI, 2023). For the choice of STM, we use bert-base-uncased (BERT), a pre-trained model, to perform downstream classification tasks. The trained STM is evaluated over a real-world human-annotated dataset (test dataset) \mathcal{A} that is never used during training.

Datasets. We select 7 well-developed datasets to evaluate our framework: 1) IMDb (Maas et al., 2011) and SST-2 (Socher et al., 2013; Wang et al., 2019) for movie review semantic analysis task, 2) Yelp-polarity (Zhang et al., 2015a) for restaurant review semantic analysis task, 3) AgNews (Zhang et al., 2015b) for news category classification task, 4) QNLI (Wang et al., 2019) for question-information entailment classification task, 5) MNLI (both matched and mismatched) (Williams et al., 2018) for sentence-pair relation classification task. To test the effectiveness of FuseGen on unseen tasks, we further create a new dataset named MarkedNews from AgNews. MarkedNews categorizes articles containing the symbol “\$” as “Money with \$ included”, and all other articles retain their original AgNews categories. This creates a new 5-class classification task: “World”, “Sports”, “Business”, “Technology”, and “Money with \$ included”. We adopt the original test dataset as \mathcal{A} except for QNLI and MNLI, where ground-truth labels are unavailable. In these cases, we use the validation sets instead. The experiments run on A100-80G.

Baselines. We compare our framework with several existing data-generation based zero-shot learning methods, including

FuseGen: PLM Fusion for Data-generation based Zero-shot Learning

	IMDb						SST-2					
	\tilde{m}_G	\tilde{m}_L	\tilde{m}_V	\tilde{m}_O	\tilde{m}_C	\tilde{m}_F	\tilde{m}_G	\tilde{m}_L	\tilde{m}_V	\tilde{m}_O	\tilde{m}_C	\tilde{m}_F
ZeroGen [♣]	85.07	82.14	81.36	80.54	81.49	87.06	80.99	79.47	82.33	82.00	86.49	81.88
SunGen [♣]	86.94	86.59	84.93	85.21	84.76	<u>89.79</u>	83.45	84.30	84.04	83.49	<u>87.18</u>	83.53
ProGen [♣]	85.68	84.33	82.14	85.57	87.41	88.00	83.60	79.53	82.53	82.78	86.64	83.17
FuseGen (Ours)	90.06						87.51					
	Yelp						QNLI					
	\tilde{m}_G	\tilde{m}_L	\tilde{m}_V	\tilde{m}_O	\tilde{m}_C	\tilde{m}_F	\tilde{m}_G	\tilde{m}_L	\tilde{m}_V	\tilde{m}_O	\tilde{m}_C	\tilde{m}_F
ZeroGen [♣]	89.73	89.74	85.67	87.13	82.00	92.41	58.30	70.79	70.88	56.64	60.77	57.95
SunGen [♣]	91.85	89.30	89.06	91.22	88.86	<u>93.13</u>	62.26	74.20	<u>74.35</u>	57.50	65.64	58.21
ProGen [♣]	91.26	89.82	88.55	89.00	88.81	91.71	58.38	69.56	70.29	57.46	61.08	69.44
FuseGen (Ours)	93.47						74.92					
	MNLI-matched						MNLI-mismatched					
	\tilde{m}_G	\tilde{m}_L	\tilde{m}_V	\tilde{m}_O	\tilde{m}_C	\tilde{m}_F	\tilde{m}_G	\tilde{m}_L	\tilde{m}_V	\tilde{m}_O	\tilde{m}_C	\tilde{m}_F
ZeroGen [♣]	41.99	48.52	45.87	36.16	32.65	47.37	46.38	50.04	48.10	36.74	33.00	49.95
SunGen [♣]	44.66	<u>49.43</u>	46.27	37.44	32.71	49.04	47.45	<u>51.67</u>	48.63	38.35	33.02	51.66
ProGen [♣]	43.35	48.69	47.50	36.79	32.81	48.56	46.57	50.57	49.65	40.27	33.01	50.24
FuseGen (Ours)	49.76						51.70					
	AgNews						MarkedNews					
	\tilde{m}_G	\tilde{m}_L	\tilde{m}_V	\tilde{m}_O	\tilde{m}_C	\tilde{m}_F	\tilde{m}_G	\tilde{m}_L	\tilde{m}_V	\tilde{m}_O	\tilde{m}_C	\tilde{m}_F
ZeroGen [♣]	77.86	83.40	81.25	84.81	83.17	81.87	77.16	74.49	74.10	77.80	80.33	76.12
SunGen [♣]	80.94	84.44	82.50	85.68	84.12	85.57	78.01	76.75	76.39	78.15	82.16	77.85
ProGen [♣]	78.68	83.93	81.46	85.66	84.74	84.59	77.17	76.51	76.14	77.93	<u>82.70</u>	78.75
FuseGen (Ours)	86.89						83.85					

Table 1. Comparison of FuseGen and baselines with $K = 6$. Methods marked by [♣] are single-PLM methods. $\tilde{m}_G, \tilde{m}_L, \tilde{m}_V, \tilde{m}_O, \tilde{m}_C, \tilde{m}_F$ represents the final STM performance with single PLM GPT-2, Llama-2, Vicuna, OPT, ChatGLM3 and Flan-T5, respectively. Best result is marked as **bold**, and the second best is marked with underline.

1) ZeroGen (Ye et al., 2022a) which directly trains an STM using the generated synthetic data, 2) SunGen (Gao et al., 2023) which recovers a robust synthetic dataset through sample-level weight optimization, and 3) ProGen (Ye et al., 2022b) which progressively generates data using self-given in-context feedback through prompt. To ensure a fair comparison, all methods generate the same number of samples. In other words, each single-PLM method produces a total of $N \times K$ samples.

Implementation Details. Unless otherwise stated, the following setting is applied: $N = 1,000$ synthetic data samples generated by each PLM are used for FuseGen; the BERT models (STMs) are trained with Adam optimizer with a learning rate of 2×10^{-5} and training epochs (E_2) of 3. When training STMs, weight adjustment is performed for 30 iterations ($E_1 = 30$). Each experiment is repeated 3 times using different random seeds, and averaged accuracy is reported. $\alpha = 0.5, R = 40, S = 8$ is used to select in-context samples for constructing feedback prompt, except for QNLI and MNLI datasets, where $R = 20, S = 4$

is used in order to fit the maximum input length of each PLM. $J = 4$ is used for iterative generation (both FuseGen and ProGen). For SunGen, 50 samples are used for sample-weight backward gradient estimation.

4.2. Main Results

Table 1 summarizes the main results of our FuseGen framework and compared baseline methods. To ensure comprehensive evaluation, each single-PLM baseline method is evaluated using samples generated from each of the PLMs.

Open-source PLMs. Table 1 shows that FuseGen consistently outperforms all baselines using the same number of generated samples. (*i.e.* each PLM generates 6,000 samples for training \tilde{m}_k for baselines), demonstrating the superior data quality of FuseGen. Our method achieves up to 1.2% increase in STM performance over the best-performing single-PLM baseline, which exploits the optimal PLM for each task. SunGen performs consistently well among single-PLM baselines, but the ideal PLM varies by task. However, in zero-shot setting, where no task-specific

	$\tilde{m}_{GPT-3.5}$	\tilde{m}_{GPT-4}
ZeroGen [♣]	51.66	49.48
SunGen [♣]	52.92	<u>55.82</u>
ProGen [♣]	52.50	55.76
FuseGen (Ours)	56.56	

Table 2. Comparison of FuseGen and baseline methods on closed-source PLMs with QNLI dataset and $K = 2$.

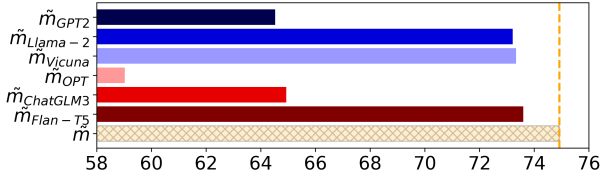


Figure 4. Comparison of FuseGen between using multi-PLM (last bar) and single-PLM with QNLI dataset.

samples are available, pre-selecting a PLM for optimal training performance is impractical. FuseGen is free from such pre-selection.

Unseen Tasks. Evaluation results for FuseGen and baselines over our new dataset MarkedNews are shown in Table 1, with synthetic data generation prompts detailed in Appendix A.1. FuseGen outperforms all baselines consistently, demonstrating its ability to enhance downstream STM performance even when PLMs lack prior knowledge of the unseen classification task.

Closed-source PLMs. We also conduct experiments on the fusion of two popular closed-source models (GPT-3.5 and GPT-4) using QNLI dataset with $K = 2$. Results in Table 2 (each \tilde{m}_k is trained with 2,000 samples) demonstrate the superior performance of FuseGen compared to baselines.

FuseGen’s consistent superiority across diverse tasks and models underscores its PLM-agnostic nature. This eliminates the need of relying on specific models for downstream tasks, making it a more flexible and efficient solution.

4.3. Ablation Study

4.3.1. MULTI-PLM V.S. SINGLE-PLM

We evaluate the impact of multi-PLM fusion by comparing FuseGen between using multi-PLM ($K = 6$) and single-PLM ($K = 1$). Results are provided in Figure 4. Since cross-model variability evaluation in CDG can not be performed for $K = 1$, random selection is applied here to select R candidate samples, whereas CDI is applied to both cases. Figure 4 shows that *multi-PLM collaboration is vital for further improving the quality of synthetic dataset, yielding better STM performance than relying on single-PLM*. Detailed results on more datasets are provided in Table 9 in

Variability		Influence	m_G	m_L	m_V	m_O	m_C	m_F	\tilde{m}
Low	High								
	Rand.	✗	52.47	67.48	65.90	50.52	<u>56.68</u>	67.66	72.89
✓	✗	✗	53.77	66.18	61.33	50.96	53.37	66.13	73.76
✗	✓	✗	54.98	65.48	60.76	49.79	54.28	65.47	73.81
✓	✓	✗	<u>58.59</u>	<u>70.85</u>	66.31	50.38	55.23	67.83	74.14
	Rand.	✓	54.25	70.44	<u>70.74</u>	51.19	<u>56.68</u>	68.84	74.07
✓	✗	✓	54.00	70.07	67.75	51.12	55.70	66.49	74.08
✗	✓	✓	54.85	66.47	64.46	50.08	56.50	<u>70.50</u>	<u>74.16</u>
✓	✓	✓	59.68	71.48	72.37	52.37	57.33	72.12	74.92
FuseGen (Ours)									

Table 3. Comparison of different in-context sample selection methods with QNLI as test dataset. “Variability” is cross-model variability, and “Rand.” stands for random sampling for in-context sample candidate selection. $m_G, m_L, m_V, m_O, m_C, m_F$ each represents $m_{GPT-2}, m_{Llama-2}, m_{Vicuna}, m_{OPT}, m_{ChatGLM3}, m_{Flan-T5}$ and \tilde{m} is the final STM trained using \mathcal{D} . Best result is marked as **bold** and the second best marked with underline for each STM (each column).

	m_G	m_L	m_V	m_O	m_C	m_F	\tilde{m}
FuseGen (Ours)	59.68	71.48	72.37	52.37	57.33	72.12	74.92
w/o SWA	56.72	69.99	70.94	51.98	56.39	68.65	73.41
w/o CDG & SWA	51.24	65.81	70.61	50.83	53.01	55.73	69.41
SDG+mixed	52.13	69.22	70.11	51.79	54.87	68.58	70.20

Table 4. Comparison between FuseGen and its ablations using $N = 1,000$ with QNLI as test dataset. $m_G, m_L, m_V, m_O, m_C, m_F$ each represents $m_{GPT-2}, m_{Llama-2}, m_{Vicuna}, m_{OPT}, m_{ChatGLM3}, m_{Flan-T5}$, while \tilde{m} is the final STM trained using the dataset \mathcal{D} .

Appendix C.6.

4.3.2. IN-CONTEXT SAMPLE SELECTION

In-context sample selection is a critical component of the FuseGen framework, as it influences the quality of feedback from STMs to PLMs, which in turn affects the generation quality of PLMs. In this section, we compare various in-context sample selection strategies, including random selection, high-variability and low-variability selection. The latter two exclusively select top- R high-variability or low-variability samples, respectively. We also evaluate each strategy with and without fine-grained influence-based selection. The results are shown in Table 3. We also report the performance of each m_k trained with SWA using the corresponding \mathcal{D}_k during the FuseGen process in Table 3. Our in-context sample selection strategy surpasses other alternatives consistently, not just in the final STM performance, but also for each intermediate small model m_k produced during FuseGen. This underscores *the efficacy of our selection approach and FuseGen’s ability to produce higher-quality datasets for all PLMs involved*.

		time [s]	\tilde{m}_G	\tilde{m}_L	\tilde{m}_V	\tilde{m}_O	\tilde{m}_C	\tilde{m}_F
1,000	SunGen	43.3	57.46	72.01	72.14	50.71	55.45	57.31
	SWA	0.1	56.95	71.13	72.21	51.96	55.12	57.43
6,000	SunGen	240.8	62.26	74.20	74.35	57.50	65.64	58.21
	SWA	0.5	62.59	74.58	74.35	58.42	64.81	58.47

Table 5. Comparison on running time for each weight adjustment epoch and STM performance between SunGen and SWA with QNLI as test dataset. Best result is marked as **bold**.

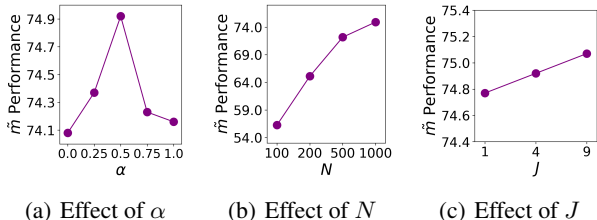


Figure 5. Ablation results on different hyper-parameters used for FuseGen with QNLI as test dataset.

4.3.3. EFFECTIVENESS OF SWA AND CDG

As FuseGen consists of 2 components, CDG and CDI (mainly achieved by SWA), we perform ablation study by removing SWA and CDG step by step from FuseGen, resulting in 2 ablations: “w/o SWA” and “w/o CDG & SWA”. Note when both CDI and CDG are removed, datasets are generated from multiple PLMs using zero-shot prompt and naively combined (the “mixed” case in Figure 2). We further add ablation “SDG+mixed” (also without SWA) which naively combines datasets given by multiple PLMs using self-guided data generation (SDG) for in-context feedback (same as $K = 1$ in Section 4.3.1). Results are summarized in Table 4 and Table 8 in Appendix C.5. From Table 4, we observe a 1.51% drop in \tilde{m} performance when removing SWA, and another 5.51% drop when further removing CDG, demonstrating that *SWA is effective in boosting knowledge transfer from synthetic dataset to STM* and *CDG is effective in fusing the knowledge of multiple PLMs*. Also, CDG (“w/o SWA”) outperforms “SDG+mixed” by a huge margin (3.21%), verifying the superiority of collaborative feedback over self-guided feedback.

As SunGen (Gao et al., 2023) also re-weights samples to boost STM performance, we further compare the performance of SWA with SunGen (using 50 samples for estimating gradients of sample weights), with results shown in Table 5. We observe that, SunGen’s computational cost is two orders-of-magnitude higher than SWA when re-weighting 1,000 to 6,000 samples, yet delivers comparable performance. This underscores the effectiveness and efficiency of SWA, making our framework much more computationally effective.

4.3.4. EFFECT OF HYPER-PARAMETERS

We further study the impact of hyper-parameters α (ratio of high-variability samples within the R in-context sample candidates), N (sample generation budget), and J (feedback times) of FuseGen with $K = 6$ in Figure 5. Detailed results with each m_k are included in Tables 10 to 12 in Appendix C.7.

Effect of α . Figure 5(a) shows that, too many or too few high-variability samples in the candidate set both hurt the synthetic dataset quality, resulting in lower STM performance, whereas a balanced mix ($\alpha = 0.5$) yields the highest STM results.

Effect of N . Figure 5(b) demonstrates that STM performance improves with the increase of N . Additionally, the performance improvement rate decelerates at larger values of N .

Effect of J . From Figure 5(c), we observe that increasing J results in a slight but consistent improvement in performance, likely due to the fact that more precise guidance is given to PLMs by a more frequent feedback during the process.

5. Conclusion

We propose a novel data-generation based zero-shot learning framework FuseGen that harnesses the collaborative capability of multiple PLMs to improve synthetic data generation of PLMs. We first integrate multiple PLMs to alleviate distribution bias of synthetic datasets through cross-PLM in-context samples selection, for constructing better feedback recursively. To further improve the quality of the generated synthetic dataset and boost STM performance, we employ a self-boosting weight adjustment strategy to down-weight low-quality samples. Extensive experiments and ablation studies on various NLI and NLU tasks demonstrate that FuseGen is highly effective, query-efficient and PLM-agnostic without the reliance on specific PLMs for downstream tasks, making it a more flexible and resource-efficient solution.

6. Limitations

This work sheds lights on the possibility of multi-PLM collaboration in the field of zero-shot learning. However, it does not delve deeply into the interrelationships between pairs of PLMs. A more thorough investigation could yield insightful conclusions regarding which PLMs are most complementary to one another. Meanwhile, aside from seeding the same feedback to all PLMs, more personalized feedback can be constructed to better suit the inherit distribution bias of each PLM, which may further boost STM performances.

References

- Achiam, J., Adler, S., Agarwal, S., Ahmad, L., Akkaya, I., Aleman, F. L., Almeida, D., Altenschmidt, J., Altman, S., Anadkat, S., et al. GPT-4 technical report. *arXiv preprint arXiv:2303.08774*, 2023.
- Bolón-Canedo, V., Sánchez-Marroño, N., and Alonso-Betanzos, A. A review of feature selection methods on synthetic data. *Knowledge and information systems*, 34: 483–519, 2013.
- Bommasani, R., Hudson, D. A., Adeli, E., Altman, R., Arora, S., von Arx, S., Bernstein, M. S., Bohg, J., Bosselut, A., Brunskill, E., et al. On the opportunities and risks of foundation models. *arXiv preprint arXiv:2108.07258*, 2021.
- Chiang, W.-L., Li, Z., Lin, Z., Sheng, Y., Wu, Z., Zhang, H., Zheng, L., Zhuang, S., Zhuang, Y., Gonzalez, J. E., Stoica, I., and Xing, E. P. Vicuna: An open-source chatbot impressing GPT-4 with 90%* ChatGPT quality, March 2023. URL <https://lmsys.org/blog/2023-03-30-vicuna/>.
- Chung, H. W., Hou, L., Longpre, S., Zoph, B., Tay, Y., Fedus, W., Li, Y., Wang, X., Dehghani, M., Brahma, S., et al. Scaling instruction-finetuned language models. *arXiv preprint arXiv:2210.11416*, 2022.
- Dai, W., Yang, Q., Xue, G.-R., and Yu, Y. Boosting for transfer learning. In *Proceedings of the 24th international conference on Machine learning*, pp. 193–200, 2007.
- Deng, Y., Qiao, Z., Ren, J., Liu, Y., and Zhang, Y. Mutual enhancement of large and small language models with cross-silo knowledge transfer. *arXiv preprint arXiv:2312.05842*, 2023.
- Devlin, J., Chang, M.-W., Lee, K., and Toutanova, K. BERT: Pre-training of deep bidirectional transformers for language understanding. In Burstein, J., Doran, C., and Solorio, T. (eds.), *Proceedings of the 2019 Conference of the North American Chapter of the Association for Computational Linguistics: Human Language Technologies, Volume 1 (Long and Short Papers)*, pp. 4171–4186, Minneapolis, Minnesota, June 2019. Association for Computational Linguistics. doi: 10.18653/v1/N19-1423. URL <https://aclanthology.org/N19-1423>.
- Du, Y., Li, S., Torralba, A., Tenenbaum, J. B., and Mordatch, I. Improving factuality and reasoning in language models through multiagent debate. *arXiv preprint arXiv:2305.14325*, 2023.
- Du, Z., Qian, Y., Liu, X., Ding, M., Qiu, J., Yang, Z., and Tang, J. GLM: General language model pretraining with autoregressive blank infilling. In *Proceedings of the 60th Annual Meeting of the Association for Computational Linguistics (Volume 1: Long Papers)*, pp. 320–335, 2022.
- Fan, A., Lewis, M., and Dauphin, Y. Hierarchical neural story generation. In Gurevych, I. and Miyao, Y. (eds.), *Proceedings of the 56th Annual Meeting of the Association for Computational Linguistics (Volume 1: Long Papers)*, pp. 889–898, Melbourne, Australia, July 2018. Association for Computational Linguistics. doi: 10.18653/v1/P18-1082. URL <https://aclanthology.org/P18-1082>.
- Gao, J., Pi, R., Yong, L., Xu, H., Ye, J., Wu, Z., Zhang, W., Liang, X., Li, Z., and Kong, L. Self-guided noise-free data generation for efficient zero-shot learning. In *The Eleventh International Conference on Learning Representations*, 2023.
- Holtzman, A., Buys, J., Du, L., Forbes, M., and Choi, Y. The curious case of neural text degeneration. In *International Conference on Learning Representations*, 2020. URL <https://openreview.net/forum?id=ryggQYrFvH>.
- Langley, P. Crafting papers on machine learning. In Langley, P. (ed.), *Proceedings of the 17th International Conference on Machine Learning (ICML 2000)*, pp. 1207–1216, Stanford, CA, 2000. Morgan Kaufmann.
- Li, J., Zhang, Q., Yu, Y., Fu, Q., and Ye, D. More agents is all you need. *arXiv preprint arXiv:2402.05120*, 2024.
- Liu, Z., Zhang, Y., Li, P., Liu, Y., and Yang, D. Dynamic llm-agent network: An llm-agent collaboration framework with agent team optimization. *arXiv preprint arXiv:2310.02170*, 2023.
- Maas, A. L., Daly, R. E., Pham, P. T., Huang, D., Ng, A. Y., and Potts, C. Learning word vectors for sentiment analysis. In *Proceedings of the 49th Annual Meeting of the Association for Computational Linguistics: Human Language Technologies*, pp. 142–150, Portland, Oregon, USA, June 2011. Association for Computational Linguistics. URL <http://www.aclweb.org/anthology/P11-1015>.
- Mavromatis, C., Karypis, P., and Karypis, G. Pack of LLMs: Model fusion at test-time via perplexity optimization. *arXiv preprint arXiv:2404.11531*, 2024.
- Meng, Y., Huang, J., Zhang, Y., and Han, J. Generating training data with language models: Towards zero-shot language understanding. *Advances in Neural Information Processing Systems*, 35:462–477, 2022.
- OpenAI. GPT-3.5-Turbo, 2021. URL <https://platform.openai.com/docs/models/gpt-3-5-turbo>.

- OpenAI. GPT-4-Turbo and GPT-4, 2023. URL <https://platform.openai.com/docs/models/gpt-4-turbo-and-gpt-4>.
- Radford, A., Wu, J., Child, R., Luan, D., Amodei, D., Sutskever, I., et al. Language models are unsupervised multitask learners. *OpenAI blog*, 1(8):9, 2019.
- Socher, R., Perelygin, A., Wu, J., Chuang, J., Manning, C. D., Ng, A., and Potts, C. Recursive deep models for semantic compositionality over a sentiment treebank. In *Proceedings of the 2013 Conference on Empirical Methods in Natural Language Processing*, pp. 1631–1642, Seattle, Washington, USA, October 2013. Association for Computational Linguistics. URL <https://www.aclweb.org/anthology/D13-1170>.
- Su, Y. and Collier, N. Contrastive search is what you need for neural text generation. *arXiv preprint arXiv:2210.14140*, 2022.
- Swayamdipta, S., Schwartz, R., Lourie, N., Wang, Y., Hajishirzi, H., Smith, N. A., and Choi, Y. Dataset cartography: Mapping and diagnosing datasets with training dynamics. In *Proceedings of the 2020 Conference on Empirical Methods in Natural Language Processing (EMNLP)*, pp. 9275–9293, 2020.
- Team, G., Anil, R., Borgeaud, S., Wu, Y., Alayrac, J.-B., Yu, J., Soricut, R., Schalkwyk, J., Dai, A. M., Hauth, A., et al. Gemini: a family of highly capable multimodal models. *arXiv preprint arXiv:2312.11805*, 2023.
- Touvron, H., Martin, L., Stone, K., Albert, P., Almahairi, A., Babaei, Y., Bashlykov, N., Batra, S., Bhargava, P., Bhosale, S., et al. Llama 2: Open foundation and fine-tuned chat models, 2023. URL <https://arxiv.org/abs/2307.09288>, 2023.
- Wan, F., Huang, X., Cai, D., Quan, X., Bi, W., and Shi, S. Knowledge fusion of large language models. In *The Twelfth International Conference on Learning Representations*, 2024a. URL <https://openreview.net/forum?id=jiDsk12qcz>.
- Wan, F., Yang, Z., Zhong, L., Quan, X., Huang, X., and Bi, W. FuseChat: Knowledge fusion of chat models. *arXiv preprint arXiv:2402.16107*, 2024b.
- Wang, A., Singh, A., Michael, J., Hill, F., Levy, O., and Bowman, S. R. GLUE: A multi-task benchmark and analysis platform for natural language understanding. 2019. In the Proceedings of ICLR.
- Wang, G., Cheng, S., Zhan, X., Li, X., Song, S., and Liu, Y. Openchat: Advancing open-source language models with mixed-quality data. *arXiv preprint arXiv:2309.11235*, 2023.
- Williams, A., Nangia, N., and Bowman, S. A broad-coverage challenge corpus for sentence understanding through inference. In *Proceedings of the 2018 Conference of the North American Chapter of the Association for Computational Linguistics: Human Language Technologies, Volume 1 (Long Papers)*, pp. 1112–1122. Association for Computational Linguistics, 2018. URL <http://aclweb.org/anthology/N18-1101>.
- Ye, J., Gao, J., Li, Q., Xu, H., Feng, J., Wu, Z., Yu, T., and Kong, L. ZeroGen: Efficient zero-shot learning via dataset generation. In *Proceedings of the 2022 Conference on Empirical Methods in Natural Language Processing*, pp. 11653–11669, 2022a.
- Ye, J., Gao, J., Wu, Z., Feng, J., Yu, T., and Kong, L. ProGen: Progressive zero-shot dataset generation via in-context feedback. In *Findings of the Association for Computational Linguistics: EMNLP 2022*, pp. 3671–3683, 2022b.
- Yu, Y., Zhuang, Y., Zhang, J., Meng, Y., Ratner, A. J., Krishna, R., Shen, J., and Zhang, C. Large language model as attributed training data generator: A tale of diversity and bias. *Advances in Neural Information Processing Systems*, 36, 2024.
- Zhang, S., Roller, S., Goyal, N., Artetxe, M., Chen, M., Chen, S., Dewan, C., Diab, M., Li, X., Lin, X. V., Mihaylov, T., Ott, M., Shleifer, S., Shuster, K., Simig, D., Koura, P. S., Sridhar, A., Wang, T., and Zettlemoyer, L. OPT: Open pre-trained transformer language models, 2022.
- Zhang, X., Zhao, J., and LeCun, Y. Character-level Convolutional Networks for Text Classification. *arXiv:1509.01626 [cs]*, September 2015a.
- Zhang, X., Zhao, J. J., and LeCun, Y. Character-level convolutional networks for text classification. In *NIPS*, 2015b.

A. Prompts Used in Experiments

A.1. Task-related Label-descriptive Prompts

We present the prompts used for synthetic dataset generation in Table 6. For information-question entailment analysis task (QNLI) and sentence pair relation analysis task (MNLI), we leverage the open-source Wikipedia-short (https://github.com/yumeng5/SuperGen/tree/main/pretrain_corpus) dataset, which contains short Wikipedia sequences (5 to 30 words) extracted from sentences in Wikipedia. We use these sentences as the information source for the prompts. In other words, each occurrence of `<information>` or `<sentence1>` within the prompt is replaced with a randomly-chosen Wikipedia-short sequence before feeding it to PLMs.

Below we also provide 2 examples of the few-shot prompts used in FuseGen. We need to clarify that, label information is not included in the in-context samples.

Few-shot prompt for movie review semantic analysis

The movie review is: This is an excellent romantic comedy that relies more on wit and character than on silly, typical formula. A lot of people I know walked away from this movie disappointed, but I found it an enjoyable experience. I also don't understand why Hollywood thinks that 'quirkiness' is more important than story, or why they can't seem to create movies in which the plot is interesting and makes sense.

The movie review is: There's a lot of talent wasted here. Haggis overuses his themes and is unable to let his characters go in this soapy melodrama.

The movie review is: The movie is not fast paced and some of the drama was a bit too much for me, but I did like it.

The movie review is: There is a certain helplessness in allowing ourselves to be tricked by the tricky cuts that grace the first half of the film. It allows us to suspend our disbelief and see what we want to see. It's not a movie I'd love to watch again, but it is one I'm glad I got to see.

The movie review is: I will be the first to admit that the animation is crude in some parts. What I liked about the movie is that it had a very fun story line and I loved the songs. The movie review is: There's no reason you shouldn't enjoy this semi-tangential off-shoot of a popular video game; it's a fun, goofy movie that doesn't rely on the whole 'cinematic universe' concept

The movie review is: engaging and entertaining, with excellent performances from David Niven and Barbara Stanwyck. 2.Sheila is stunning in the movie, a lady obsessed with the detective, especially when working in an area with limited light. 3.The climax is shocking - but it's entirely appropriate, as the plot's terrible.

The movie review is: Many don't like the hero, and still others were glad they saw it and it was good. With that said, there are some surprising plot holes, inconsistencies and potential points of plot-holes that also need to be addressed before anyone can put their money into the film.

If anyone was wondering how people like things and don't like other people like things, this movie is a great example.

The new movie review in negative sentiment which is diverse in the expression compared to the above given samples is:

Few-shot prompt for information-question entailment analysis

The Information-Question pair is: Soon after, the account began to go viral, attracting the attention of reddit streams, content aggregators, art critics, and Renoir's own descendants.[SEP]and Renoir's own accounts suggests that they met in early November 1881 when the baron stopped at their boardinghouse. "Below a quadriga in the Louvre courtyard, Henri left his easel with his model and ran up the stairway to Duret with the idea of showing him what he had accomplished." (from Renoir's biography by Fr?

The Information-Question pair is: She made her American debut in 1910, with the New York Symphony Orchestra, under conductor Walter Damrosch.[SEP]If this photo were to depict a specific moment in history, or an individual's life, which historical period or individual would it most closely resemble?

The Information-Question pair is: The Fall Line is an American true crime podcast that covers lesser-known cases of murder and disappearance from minority communities in Georgia.[SEP]The founder is the founder. If the owner owns the club, is it the 'Alamo' of crime blogs (or is it an 'evil bar')?

The Information-Question pair is: She was a Member of the Supreme Council of the Uzbek SSR.[SEP]Who was the head of the Uzbek SSR during her time on the Supreme Council?

The new Information-Question pair which is diverse in the expression compared to the above given samples is: Information: "`<information>`"
Question (answer not in above information):

B. Detailed Algorithms

We provide the detailed algorithms for each function used in Algorithm 1 here in Algorithm 2.

C. Additional Experimental Results

C.1. Dataset Cartography of More Synthetic Datasets

Dataset cartography (Swayamdipta et al., 2020) approach characterizes each sample by its confidence and variability, which are defined as the mean and standard deviation of the model probability of its related label across all training epochs. For example, if the model correctly predict a sample's label across training epochs, it will have high confidence and low variability. These samples are regarded as *easy-to-learn* samples, whereas those with low variability

FuseGen: PLM Fusion for Data-generation based Zero-shot Learning

Dataset (task)	type	prompt	label
IMDb and SST2 (semantic analysis of movie review)	zero-shot	“The movie review in <i>positive/negative</i> sentiment for a movie is: ”	<i>positive/negative</i>
	few-shot	“The movie review is: <sample_1> The movie review is: <sample_2> ... The movie review is: <sample_S> The movie review in <i>positive/negative</i> sentiment which is diverse in the expression compared to the above given samples is: ”	<i>positive/negative</i>
Yelp (semantic analysis of restaurant review)	zero-shot	“The restaurant review in <i>positive/negative</i> sentiment is:”	<i>positive/negative</i>
	few-shot	“The restaurant review is: <sample_1> The restaurant review is: <sample_2> ... The restaurant review is: <sample_S> The new restaurant review in <i>positive/negative</i> sentiment which is diverse in the expression compared to the above given samples is: ”	<i>positive/negative</i>
QNLI (information-question entailment analysis)	zero-shot	“Information: <information> Question (answer <i>in/not in</i> above information): ”	<i>entailment/not_entailment</i>
	few-shot	“The Information-Question pair is: <sample_1> The Information-Question pair is: <sample_2> ... The Information-Question pair is: <sample_S> The new Information-Question pair which is diverse in the expression compared to the above given samples is: Information: <information> Question (answer <i>in/not in</i> above information): ”	<i>entailment/not_entailment</i>
MNLI (matched and mismatched) (sentence pair relation analysis)	zero-shot	“<sentence1> <i>In other words, I</i> <sentence1> <i>Furthermore, I</i> <i>There is a rumor that</i> <sentence1> <i>However, the truth is: ”</i>	<i>entailment/neutral/contradiction</i>
	few-shot	“The sentence pair is: <sample_1> The sentence pair is: <sample_2> ... The sentence pair is: <sample_S> The new sentence pair which is diverse in the expression compared to the above given samples is: <sentence1> <i>In other words, I</i> <sentence1> <i>Furthermore, I</i> <i>There is a rumor that</i> <sentence1> <i>However, the truth is: ”</i>	<i>entailment/neutral/contradiction</i>
AgNews (news articles classification)	zero-shot	“The news articles is in the category of <i>World/Sports/Business/Technology</i> : ”	<i>World/Sports/Business/Technology</i>
	few-shot	“The news article is: <sample_1> The news article is: <sample_2> ... The news article is: <sample_S> The new news article in the category of <i>World/Sports/Business/Technology</i> which is diverse in the expression compared to the above given samples is: ”	<i>World/Sports/Business/Technology</i>
MarkedNews (self-defined news articles classification)	zero-shot	“A news article in the category of <i>World that does not include ‘\$/Sports that does not include ‘\$/Business that does not include ‘\$/Technology that does not include ‘\$/Money with ‘\$’ included</i> : ”	<i>World/Sports/Business/Technology/Money with \$ included</i>
	few-shot	“The news article is: <sample_1> The news article is: <sample_2> ... The news article is: <sample_S> The new news article in the category of <i>World that does not include ‘\$/Sports that does not include ‘\$/Business that does not include ‘\$/Technology that does not include ‘\$/Money with ‘\$’ included</i> which is diverse in the expression compared to the above given samples is: ”	<i>World/Sports/Business/Technology/Money with \$ included</i>

Table 6. Prompt used for synthetic dataset generation.

yet low confidence are identified as *hard-to-learn* samples. Conversely, samples with high variability are deemed *ambiguous*.

We provide dataset cartography of synthetic datasets generated by 6 different PLMs (GPT-2, Llama-2, Vicuna, OPT, ChatGLM3 and Flan-T5) in Figure 6. In left-subplot of each sub-figure in Figure 6, we display the variability (x-

axis) and confidence (y-axis) of all samples. The right sub-plots depict histograms detailing the distributions of confidence, variability, and correctness. Notice that exactly 1,000 samples are scattered onto each plot, although samples may overlap with each other, creating a visually sparser impression.

Comparing dataset cartography generated by the same PLM,

Algorithm 2 Functions used in Algorithm 1 for FuseGen

function S_AccumulativeSynDataGeneration ($\mathcal{D}_k, \hat{\mathcal{D}}, N, J, j$):

```

if  $j = 0$  then
    Use zero-shot prompt as working prompt  $\mathcal{T}$ .
else
    Use  $\hat{\mathcal{D}}$  to create few-shot prompt as working prompt  $\mathcal{T}$ .
end if
Generate  $\frac{N}{J+1}$  samples using  $\mathcal{T}$  and add them to  $\mathcal{D}_k$ .
return  $\mathcal{D}_k$ .
    
```

function S_STMTraining ($\mathcal{D}, m_{(0)}, E_2$):

```

Initialize a trainable STM  $m \leftarrow m_{(0)}$  and train  $m$  using  $\mathcal{D}_k$ 
for  $E_2$  epochs with Equation (2).
return  $m$ .
    
```

function C_SampleSelection ($\mathcal{D}, \{m_k\}_{k=1}^K, \tilde{m}, \alpha, R, S$):

```

Reset  $\hat{\mathcal{D}} \leftarrow \emptyset$ .
for  $k' = 1$  to  $K$  do
    for Each sample  $(\mathbf{x}_{k,i}, y_{k,i})$  in  $\mathcal{D}$  do
        Obtain the prediction vector  $p_{k',k,i} = m_{k'}(\mathbf{x}_{k,i}) \in \mathbb{R}^C$ 
        and predicted label-position probability  $p_{k',k,i}[y_{k,i}] \in \mathbb{R}^1$ .
        Calculate disagreement score  $d_{k,i} = \text{STD}(p_{1,k,i}[y_{k,i}], \dots, p_{k',k,i}[y_{k,i}], \dots, p_{K,k,i}[y_{k,i}])$ .
    end for
end for
Sort all the samples within  $\mathcal{D}$  and add the top- $(1 - \alpha)R$  samples with the lowest score and top- $\alpha R$  samples with the highest samples into  $\hat{\mathcal{D}}$ .
Calculate the influence score of each sample in  $\hat{\mathcal{D}}$  with  $\tilde{m}$  using Eq.(3) in Ye et al. (2022b).
 $\hat{\mathcal{D}} \leftarrow \{\text{top-}S \text{ samples with the highest influence score}\}$ .
return  $\hat{\mathcal{D}}$ .
    
```

function S_WeightAdjustSTMTraining ($\mathcal{D}, m_{(0)}, \{w_i^{(0)}\}_{i=1}^N, E_1, E_2$):

```

for  $e_1 = 0$  to  $E_1 - 1$  do
    Initialize a trainable STM  $m \leftarrow m_{(0)}$  and train  $m$  using
     $\mathcal{D}$  for  $E_2$  epochs with weighted loss using  $\{w_i^{(e_1)}\}_{i=1}^N$  and
    Equation (5).
    Adjust sample-level weight  $w_i^{(e_1+1)} \leftarrow w_i^{(e_1)}$  with  $m$  using
    Equation (4) for each sample  $(\mathbf{x}_i, y_i), i = 1, \dots, N$ .
end for
return  $m$ .
    
```

we can see that FuseGen helps to improve the dataset composition by introducing more ambiguous samples to balance the prevalence of the easy-to-learn samples, while ensuring hard-to-learn samples remain a minority.

C.2. T-SNE Visualization of Sample Distributions

We also visualize the t-distributed Stochastic Neighbor Embedding (t-SNE) of synthetic samples ($N = 1,000$) in Figure 7. All samples are embedded with a pre-trained bert-base-uncased encoder model.

Consistent with the dataset cartography in Figures 1 and 6, FuseGen generates a higher proportion of ambiguous samples, which pulls the distribution of samples from different semantic classes closer to each other compared to ZeroGen and ProGen. This effect is particularly pronounced for synthetic datasets given by Llama-2 and Vicuna.

C.3. Low-quality Synthetic Dataset Samples

In Table 7, we show examples of low-quality samples, including samples that are “mis-labeled”, of “low-relevancy”, and of “low-text-quality”. Samples are selected from synthetic datasets generated by individual PLMs using zero-shot prompt for the movie review semantic analysis task. This demonstrates the importance for improving the overall data quality of synthetic datasets.

C.4. Source of Selected In-context Samples

We show in Figure 8 that, the selected in-context samples (desirable subset) and its candidates during CDG originate from various PLMs. However, the proportion of samples contributed by each PLM can fluctuate across iterations. This verifies that knowledge from different PLMs are fused and fed to each PLM through the feedback prompt, which further boosts the generation quality of each PLM.

C.5. Ablations on More Tasks

We include the ablation results of “w/o SWA”, “w/o CDG & SWA” and “SDG+mixed”(also w/o SWA) for more tasks and here due to space limitation. We also elaborate the explanation of “SDG+mixed” here. In “SDG+mixed”, SWA is removed and CDG is replaced with self-based feedback, i.e. random selection is applied to select R candidate samples from each \mathcal{D}_k . K in-context samples subsets are then selected based on sample importance from the K candidate sample sets of size R and are further fed to respective PLM \mathcal{P}_k to generate samples.

As illustrated in Table 8, the application of SWA significantly improves the performance of all STMs, particularly for $\{m_k\}_{k=1}^K$. This improvement highlights the efficacy of SWA in enhancing the quality of synthetic datasets through the up-weighting of higher-quality samples and the down-weighting of lower-quality samples, thereby reducing the impact of the latter. Furthermore, the application of CDG also significantly boosts the performance of all STMs to a greater extent than applying SDG. This underscores the superiority of cross-model feedback over the combination of self-guided feedback and highlights the efficacy of CDG in harnessing the capabilities of multiple PLMs.

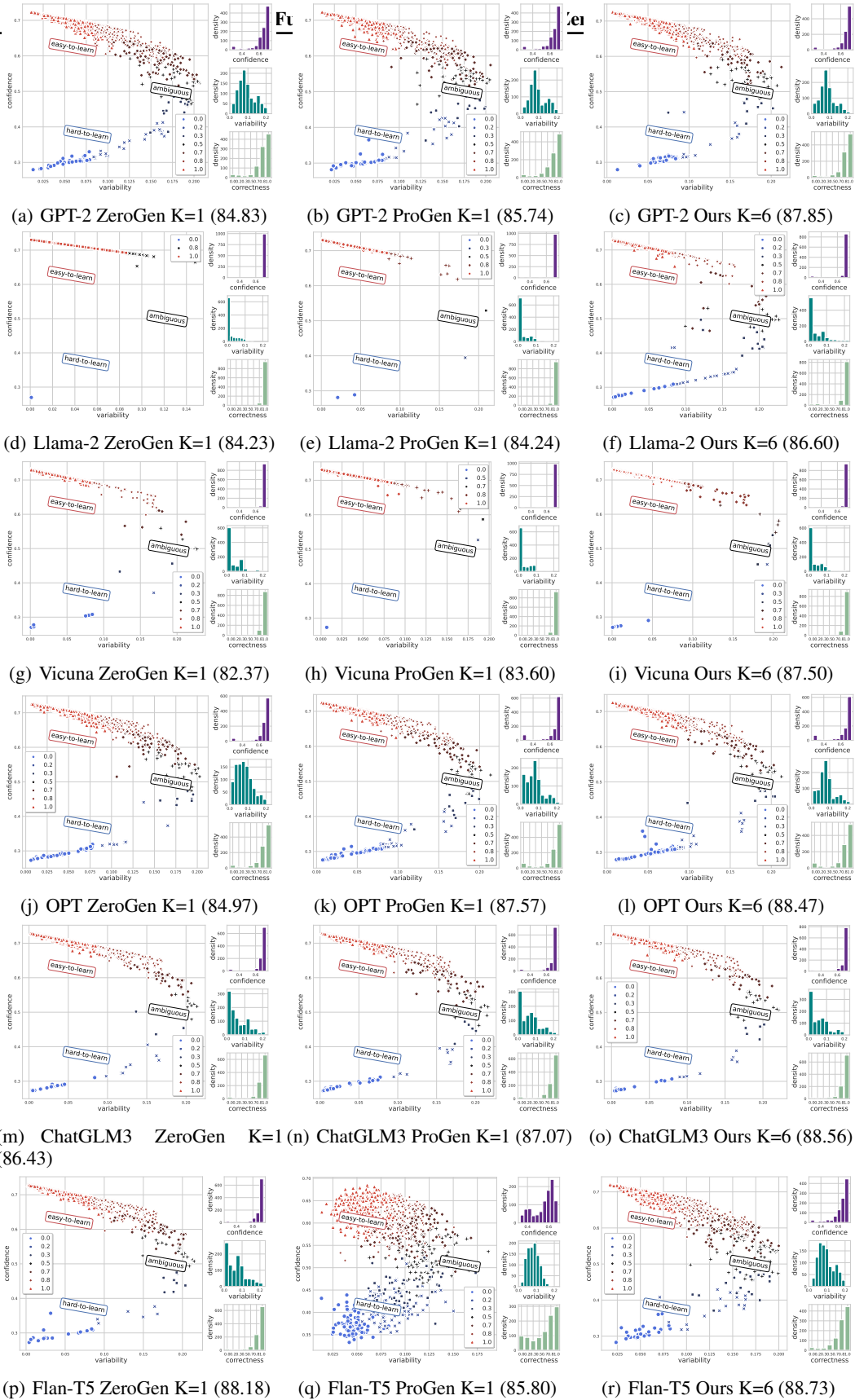


Figure 6. Synthetic dataset cartography (Swayamdipta et al., 2020) using 1,000 generated samples for movie review semantic analysis. ZeroGen uses zero-shot prompt for generation, while ProGen and FuseGen (Ours) use few-shot prompt with feedback but with different K , the number of PLMs involved. Numbers within parentheses are STM performance evaluated using IMDb after training on the generated dataset, with SWA applied during training.

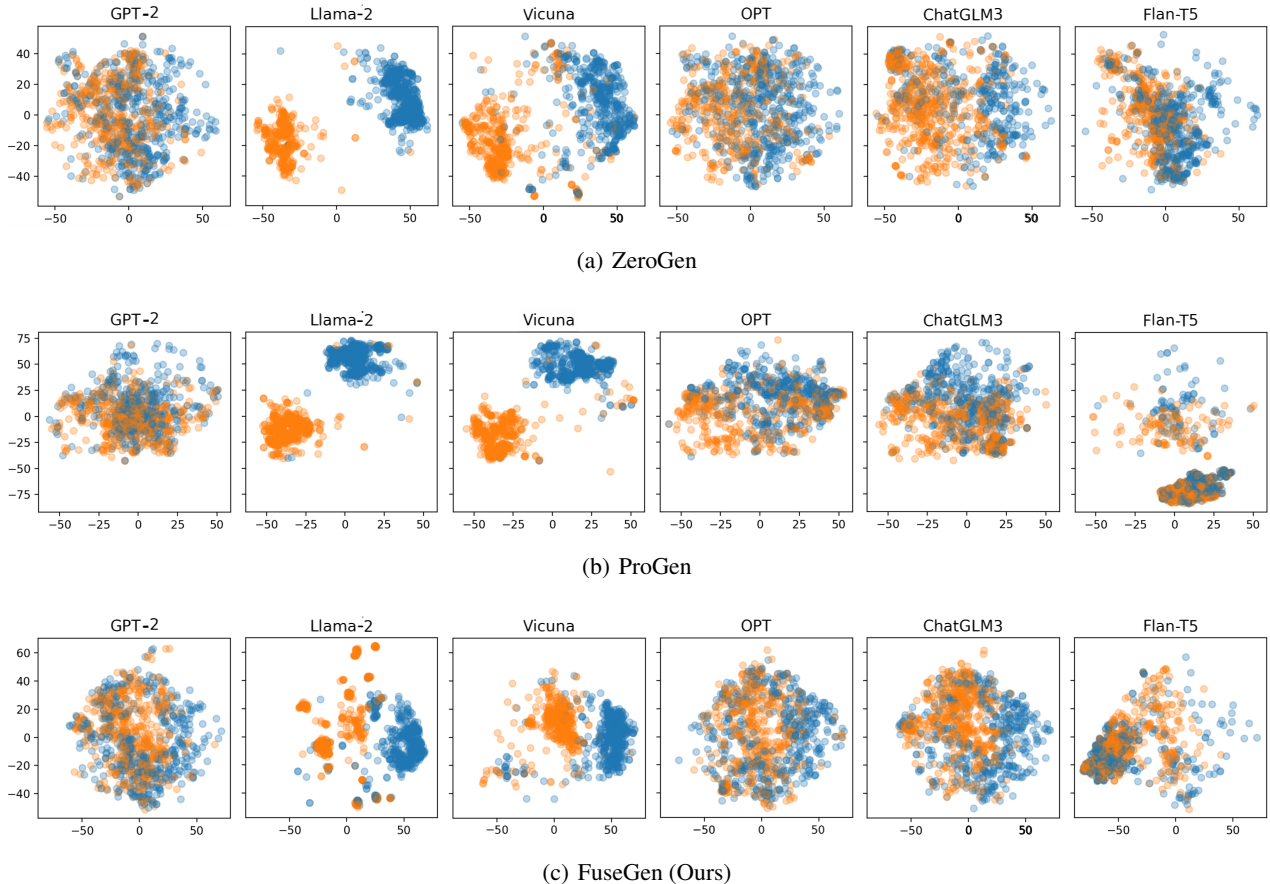


Figure 7. t-SNE visualization of each synthetic sample generated by 6 PLMs for movie review task. Different colors, blue and orange, represents embeddings from different class, positive and negative respectively.

C.6. Multi-PLM v.s. single-PLM on More Tasks

We provided additional results on the comparison of multi-PLM ($K = 6$) and single-PLM ($K = 1$) across 8 datasets for various tasks in Table 9. As multi-PLM ($K = 6$) consistently outperforms all single-PLM under the each task, we conclude that multi-PLM collaboration is more effective than relying on a single PLM for enhancing STM performance.

STM \tilde{m} , but also for each $\{m_k\}_{k=1}^K$.

C.7. Detailed Results for Hyper-parameters α , N and J

Due to space limitation, we provide detailed results of hyper-parameters α (ratio of high-variability samples within the R in-context sample candidates), N (sample generation budget), and J (feedback times) here in Tables 10 to 12. We additionally include the performance of each m_k as well (SWA applied). These results indicate that employing a more balanced mix of high-variability and low-variability samples ($\alpha = 0.5$), a larger sample budget N and more feedback times J all help to achieve a better STM performance. This enhancement is observed not only for the final

PLM	Sample Text	Label	Type
GPT-2	A touching portrayal of friendship in the troubled 21st Century.	negative	misabeled
GPT-2	We believe the movie <C> is decent but it's none too unexpected for someone like me who has fallen asleep watching movies and has seen this film before.	positive	misabeled
GPT-2	The 'Godzilla' of the year thing is back. Say hello to The Amazing Spider-Man 2	negative	low-relevancy
GPT-2	Broken Hearts Way was, on average, better than <T> was	positive	low-text-quality
GPT-2	Help! My name is Mark Hammer and I have always wanted to write a movie review. Now, after hours and hours of research, the truth is finally out.	negative	low-text-quality
Llama-2	It was a complete waste of time and money, I would not recommend it to anyone. This movie was just plain bad, with uninteresting characters and a plot that was predictable from the start. The acting was also subpar and the dialogue was cringe-worthy. I would give it a 0/10 if I could.	positive	misabeled
Llama-2	After waiting for what felt like an eternity, I finally watched	negative	low-text-quality
Vicuna	The film, directed by a renowned auteur, is a story of a group of people navigating through a dystopian society.**** It is a thought-provoking piece that leaves the audience pondering on the state of society and what it takes to survive in a world that is controlled by a powerful corporation. The cinematography is beautiful and the score is hauntingly good.	negative	misabeled
Vicuna	A great movie that will leave you thinking for days to come. No need to spend a lot of money to see it. It is a must watch for everyone.	negative	misabeled
Vicuna	C++ is a difficult and complex language, but with time and practice, it becomes easy and manageable.1234567890	positive	low-relevancy
OPT	But the movie begins with this big, action-packed explosion, which carries right into the more thoughtful segments of the movie. But wait! There's more! It continues through those thoughtful segments and the entire rest of the movie, not just a handful of sequences.	negative	misabeled
OPT	The movie is very disappointing. The story line is nothing but a shameless rip-off. Even the main cast of the movie is not worth any praise at all. This is a movie to just go and waste your money. Just don't!	positive	misabeled
OPT	When my teenage self in France was presented with this movie on VHS, I was in love with the soundtrack, with the French style of acting (something totally alien to my home in the States), and with the idea that there was a world like this.	negative	misabeled
OPT	The packaging is nothing more than an anonymous brown paper bag, and the theater provided stale popcorn.	positive	low-relevancy
OPT	\n\n- a negative movie review\n\nThe movie review in negative sentiment for movie	positive	low-text-quality
ChatGLM3	Very disappointing. There was not one LOL moment. No wonder the movie was not a box office hit.	positive	misabeled
ChatGLM3	Perhaps a crime movie and is interesting to watch .	negative	misabeled
ChatGLM3	i'm not the most romantic person and i'm not a chick.	positive	low-relevancy
ChatGLM3	even a bad magician should be able to catch the rabbit	positive	low-relevancy
Flan-T5	He works in audio-visual technique and the end product is often flawed.	positive	misabeled
Flan-T5	When a thing is a fantasy, it just become real, whether it was imagined or just played out. When they put on a performance in this movie, it has to be one of the best, most inspired moments.	negative	misabeled
Flan-T5	if the time has come to say goodbye to Dick Van Patten.	positive	low-relevancy
Flan-T5	perverse creatures know they should be ashamed to exist. for human beings to walk around dressed like cannibals in a heavy jungle set up camp.	negative	low-relevancy
Flan-T5	And this is just another (incomplete) list of things that	negative	low-text-quality

Table 7. Examples of low-quality samples in generated synthetic dataset for movie review.

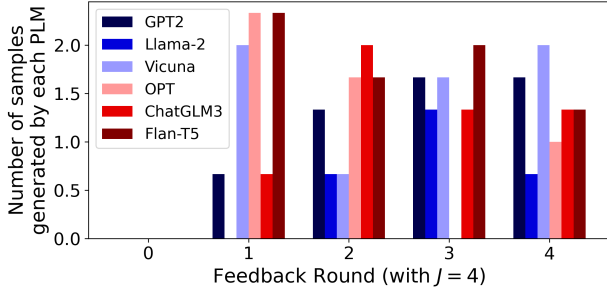
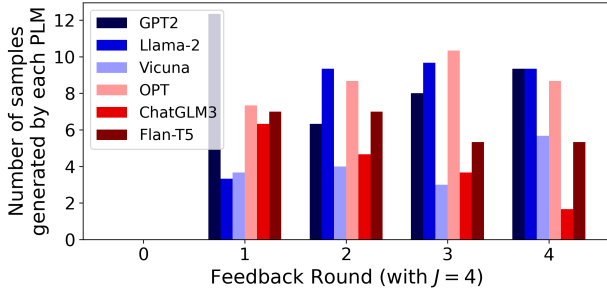

 (a) Samples in selected desirable subset of size $S = 8$

 (b) Selected candidates of size $R = 40$

Figure 8. Proportion of samples in S in-context samples and R sample candidates that originate from each PLM at each feedback time (J) in FuseGen with $J = 4, R = 40, S = 8, N = 1,000, K = 6$ for movie review sentiment analysis task. Results are averaged using 3 different seeds.

	IMDb						
	m_G	m_L	m_V	m_O	m_C	m_F	\tilde{m}
FuseGen (Ours)	87.85	86.60	87.50	88.47	88.56	88.73	90.19
w/o SWA	82.90	78.98	74.34	85.17	85.77	85.43	89.07
w/o CDG & SWA	80.71	75.73	59.41	81.37	81.14	84.35	87.06
SDG+mixed	80.72	76.18	65.05	84.19	84.56	81.19	87.41
	SST-2						
	m_G	m_L	m_V	m_O	m_C	m_F	\tilde{m}
FuseGen (Ours)	86.38	84.36	85.52	86.50	86.96	86.32	87.35
w/o SWA	81.87	79.22	82.43	80.99	85.73	80.99	85.38
w/o CDG & SWA	80.68	76.42	76.46	80.80	84.58	78.44	85.01
SDG+mixed	80.75	77.53	79.52	80.86	85.69	80.89	85.71
	Yelp						
	m_G	m_L	m_V	m_O	m_C	m_F	\tilde{m}
FuseGen (Ours)	91.94	90.30	90.81	92.50	92.98	92.21	93.54
w/o SWA	90.87	88.09	84.99	87.19	91.72	90.71	92.84
w/o CDG & SWA	89.13	79.17	81.97	86.78	81.50	89.48	92.16
SDG+mixed	89.63	82.39	83.80	86.84	86.32	87.48	92.23
	QNLI						
	m_G	m_L	m_V	m_O	m_C	m_F	\tilde{m}
FuseGen (Ours)	60.55	72.48	74.10	57.39	69.89	72.13	74.95
w/o SWA	56.72	69.99	70.94	51.98	56.39	68.65	73.41
w/o CDG & SWA	51.24	65.81	70.61	50.83	53.01	55.73	69.41
SDG+mixed	52.13	69.22	70.11	51.79	54.87	68.58	70.20

Table 8. Comparison between FuseGen and its ablations with $K = 6, N = 1,000, J = 4$. Each m_k is trained on \mathcal{D}_k of size 1,000 while \tilde{m} is trained on \mathcal{D} of size 6,000.

	multi	single					
	\tilde{m}	\tilde{m}_G	\tilde{m}_L	\tilde{m}_V	\tilde{m}_O	\tilde{m}_C	\tilde{m}_F
IMDb	89.96	87.60	86.14	85.42	87.59	88.84	<u>89.74</u>
SST-2	87.51	84.81	84.39	85.22	85.88	<u>87.43</u>	85.38
Yelp	93.27	<u>93.03</u>	91.07	91.69	92.72	92.08	92.07
QNLI	74.92	64.52	73.22	73.34	59.03	64.93	<u>73.60</u>
MNLI-m	49.76	44.93	<u>49.61</u>	49.11	37.40	32.82	49.34
MNLI-mm	51.70	48.53	<u>51.62</u>	50.76	42.32	33.05	51.47
AgNews	86.89	82.21	85.34	85.36	<u>86.75</u>	86.27	86.36
MarkedNews	83.85	79.98	80.04	79.36	78.60	<u>83.54</u>	80.86

Table 9. Comparison between FuseGen using multi-PLM ($K = 6$) and single-PLM ($K = 1$) with 4 datasets. MNLI-m and MNLI-mm each stands for MNLI-matched and MNLI-mismatched. Best result is marked as **bold** with the second best marked with underline for each dataset (each row).

α	m_G	m_L	m_V	m_O	m_C	m_F	\tilde{m}
0.0	54.00	70.07	67.75	51.12	55.70	66.49	74.08
0.25	<u>56.12</u>	<u>70.22</u>	<u>70.45</u>	52.10	<u>56.90</u>	<u>71.12</u>	<u>74.37</u>
0.5	59.68	71.48	72.37	52.37	57.33	72.12	74.92
0.75	55.27	69.13	69.53	<u>52.19</u>	56.59	70.91	74.23
1.0	54.85	66.47	64.46	50.08	56.50	70.50	74.16

Table 10. Comparison of different α used for FuseGen with QNLI as test dataset. Best result is marked as **bold** with the second best marked with underline for each STM (each column).

N	m_G	m_L	m_V	m_O	m_C	m_F	\tilde{m}
100	51.33	53.16	53.79	50.62	51.20	51.11	56.27
200	52.23	60.42	60.06	50.71	53.07	59.09	65.11
500	<u>53.53</u>	<u>67.36</u>	<u>67.90</u>	<u>51.67</u>	<u>54.95</u>	<u>64.72</u>	<u>72.18</u>
1,000	59.68	71.48	72.37	52.37	57.33	72.12	74.92

Table 11. Comparison of different N used for FuseGen with QNLI as test dataset. Best result is marked as **bold** with the second best marked with underline for each STM (each column).

J	m_G	m_L	m_V	m_O	m_C	m_F	\tilde{m}
0	56.95	71.13	72.21	51.96	55.12	58.43	74.44
1	57.11	<u>71.50</u>	72.25	52.07	56.53	64.81	74.77
4	<u>59.68</u>	71.48	72.37	52.37	<u>57.33</u>	<u>72.12</u>	<u>74.92</u>
9	59.71	71.60	72.37	<u>52.34</u>	57.70	72.14	75.07

Table 12. Comparison of different J used for FuseGen with QNLI as test dataset. Best result is marked as **bold** with the second best marked with underline for each STM (each column).