

A search for the fine-structure constant evolution from fast radio bursts and type Ia supernovae data

Thais Lemos,^{a,1} Rodrigo Gonçalves,^{b,a} Joel Carvalho,^a Jailson Alcaniz^a

^aObservatório Nacional, Rio de Janeiro - RJ, 20921-400, Brazil

^bDepartamento de Física, Universidade Federal Rural do Rio de Janeiro, Seropédica - RJ, 23897-000, Brazil

E-mail: thaislemos@on.br, rsg_goncalves@ufrj.br, jcarvalho@on.br, alcaniz@on.br

Abstract. The search for a space-time variation of the fundamental constants has been explored over the years to test our physical theories. In this paper, we use the dispersion measure (DM) of fast radio bursts (FRB) combined with type Ia supernovae (SNe) data to investigate a possible redshift evolution of the fine-structure constant (α), considering the runaway dilaton scenario, which predicts $\frac{\Delta\alpha}{\alpha} = -\gamma \ln(1+z)$, where γ is a constant proportional to the current value of the coupling between the dilaton field and hadronic matter. We derive all the relevant expressions for the DM dependence concerning the fine-structure constant and constrain the parameter γ from measurements of 17 well-localized FRBs and 1048 SNe data from the Pantheon compilation. We also use Monte Carlo simulations to forecast the constraining power of larger samples of FRB measurements for data sets with $N = 500$ and $N = 1000$ points. We found that the uncertainty on γ can be improved by one order of magnitude and that limits on $\frac{\Delta\alpha}{\alpha}$ beyond $\sigma \sim 10^{-2}$ will depend crucially on better control of statistical and systematic uncertainties of upcoming FRB data.

¹Corresponding author

Contents

1	Introduction	1
2	Theoretical Framework for FRBs	2
2.1	Definition of Dispersion Measure	2
2.2	Cosmological Extension	3
2.3	Dispersion Measure as a function of α	4
3	Dispersion Measure Components	4
4	Data sets	6
4.1	FRBs	6
4.2	Type IA Supernovae	7
5	Results	7
6	Simulations	8
7	Conclusions	10
A	Supplementary Material	17

1 Introduction

Dirac’s Large Numbers Hypothesis [1] marked the initial exploration of the constancy of the fundamental constants of physics. This hypothesis suggested that the state of the Universe could influence dimensionless universal constants. In this context, investigations on the space-time evolution of such constants are crucial in physics, as any deviation from our current physical theories could indicate the presence of new physics [2, 3].

The time evolution of the fundamental constants could arise from different physical mechanisms, such as the existence of new particles of dark matter, magnetic monopoles or fundamental strings (see [4] for a recent review). From the cosmological point of view, although most of the cosmological models assume the constancy of the physics fundamental constants, there are several studies on the evolution of such constants, e.g., variation of the speed of light c [5], the gravitational constant G [6], the proton-to-electron mass ratio μ [7], among others [4].

The present analysis investigates a possible time dependence of the fine-structure constant, α . Besides the critical implications on fundamental physics, this possibility has recently been suggested as a way to alleviate some problems in cosmology, such as the Hubble tension [8–10] and the primordial helium-4 abundance tension [11] (see [12, 13] to discussion of time variation of α with other Big Bang Nucleosynthesis observations). A non-constant α has also several observational consequences related to the possible non-conservation of the number of photons along the geodesic, leading to a direct violation of the cosmic distance duality relation [14, 15] and a deviation from a black body spectrum of the cosmic microwave background (CMB) radiation [16, 17].

Most theories in which the fine-structure constant presents a time dependence involve a scalar field controlling such dependence [18–20]. In the present paper, we consider one of these models, the so-called runaway dilaton model, in which the dilaton plays the role of the scalar field responsible for coupling, yielding a time evolution of α [21, 22]. At low and intermediate redshifts, such evolution is given by

$$\frac{\Delta\alpha}{\alpha} = -\gamma \ln(1+z), \quad (1.1)$$

where the constant parameter γ is the product of the current value of the coupling between the dilaton and hadronic matter and the variation of the dilaton field with respect to the scale factor at the present time (see e.g. [23, 24]).

We use observations of Fast Radio Bursts (FRBs) to find novel constraints on γ . FRBs are a millisecond transient event in radio frequency (\sim GHz) (for a review, see [25–29]) measured for the first time in 2007 by the Parkes Telescope [30]. Many models have been proposed to explain the burst’s origin, but the emission mechanism remains unknown [29]. The FRB’s dispersion measure (DM) is related to the density of free electrons along the line of sight from the source to the observer, and the large observed DM , with respect to the Milk Way contribution, indicates an extragalactic or cosmological origin for the FRBs [31]. Although only a few FRBs in the literature are well localized (with redshift), DM can be used as an astrophysical and cosmological probe when combined with the redshift of the host galaxy of the FRB (see [32–38] for applications of FRBs in the cosmology). An important issue in FRB analyses is the poor knowledge about the dispersion measure’s density fluctuations (δ) due to the spatial variation in cosmic electron distribution. To circumvent this problem, such fluctuations can be parameterized as a function of redshift [39]. Another issue when studying FRBs in cosmology is the host galaxy contribution of the FRBs (DM_{host}), which depends on factors such as the galaxy type, the mass of the host galaxy as well as the relative orientation between the FRB source and the host [40].

In a previous work [37], we proposed and applied a cosmological model-independent method using FRB observations to constrain the baryon mass fraction in the intergalactic medium (f_{IGM}). Here, we adapt and apply this method to test a possible time evolution of the fine-structure constant combining FRBs and SNe Ia observations. Using Monte Carlo simulations to investigate the potential of the method proposed when applied to larger samples of FRB measurements, we also forecast constraints on the $\Delta\alpha/\alpha$ relation of the runaway dilation scenario considered (Eq. 1.1). We organize this paper as follows. In Section 2, we introduce the physical quantities related to FRBs, and derive the expressions for DM as a function of α . In Section 3, we present the composition of the dispersion measure and the cosmological-independent proposed method to test α . Section 4 presents the data sets used in our analysis. The results obtained from the current FRB and SNe data are discussed in Section 5 while Section 6 describes the Monte Carlo simulations and our forecasts. We end the paper summarizing the main conclusions in Section 7.

2 Theoretical Framework for FRBs

2.1 Definition of Dispersion Measure

In this section, we aim to search for a time variation of α based on the DM features. In what follows, we will review the well-established concepts of the FRBs’ time delay and dispersion measure (see e.g. [41]).

With effect, the time required for a pulse to reach the Earth from a source at a distance d with frequency ω and group velocity v_g is

$$t_p = \int_0^d \frac{dS}{v_g} \approx \int_0^d \left(1 + \frac{\omega_p^2}{2\omega^2} \right) \frac{dS}{c} = \frac{d}{c} + \int_0^d \frac{\omega_p^2}{2\omega^2 c} dS \quad (2.1)$$

where S measures the line-of-sight distance from the source to the Earth and ω_p is the plasma frequency.

Considering that the frequency ω does not change along with S and that the plasma frequency is given by

$$\omega_p^2 = \frac{4\pi e^2 n_e}{m_e}, \quad (2.2)$$

where e is the elementary charge, m the electron mass, and n_e is the electronic density of the plasma, Eq. 2.1 gives

$$t_p = \frac{d}{c} + \frac{2\pi e^2}{cm_e \omega^2} \int_0^d n_e dS. \quad (2.3)$$

or still

$$\frac{dt_p}{d\omega} = -\frac{4\pi e^2}{cm_e \omega^3} \int_0^d n_e dS, \quad (2.4)$$

which is the rate of change of the arrival time with respect to frequency. The dispersion measure (DM) is defined as

$$DM = \int_0^d n_e dS. \quad (2.5)$$

2.2 Cosmological Extension

From a cosmological point of view, it is necessary to redo the previous analysis by assuming that FRBs have an extragalactic origin at a given redshift z . Three effects must be taken into account [42]: the change in the observed frequency from the redshift of light ($\omega \rightarrow \omega = (1+z)\omega_{obs}$); a redshift dependence on the electronic density ($n_e = n_e(S) \rightarrow n_e = n_e(z)$); and the time dilation effect. Thus, we can rewrite Eq. (2.1) as

$$t_p = \frac{d}{c} + \frac{1}{2\omega_{obs}^2} \int_0^z \frac{\omega_p^2}{(1+z)^2 H(z')} dz', \quad (2.6)$$

whose derivative with respect to the observed frequency is given by

$$\frac{dt_p}{d\omega_{obs}} = -\frac{1}{\omega_{obs}^3} \int_0^z \frac{\omega_p^2}{(1+z)^2 H(z')} dz', \quad (2.7)$$

where $H(z)$ is the Hubble parameter. Note that we must assume a functional form for the plasma frequency from now on. Furthermore, it is important to observe that possible variations of physical parameters will arise from that term. As usual in the literature, the main focus is the electronic density, and the plasma frequency is assumed as Eq. (2.2), thus

$$\frac{dt_p}{d\omega_{obs}} = -\frac{4\pi e^2}{cm_e \omega_{obs}^3} \int_0^z \frac{n_e(z') c}{(1+z')^2 H(z')} dz', \quad (2.8)$$

with the dispersion measure given by

$$DM = \int_0^z \frac{n_e(z') c}{(1+z')^2 H(z')} dz'. \quad (2.9)$$

2.3 Dispersion Measure as a function of α

The plasma frequency as a function of the fine-structure constant α can be written as

$$\omega_p^2 = \frac{2n_e h \alpha c}{m_e}. \quad (2.10)$$

Now, assuming that n_e and α vary with respect to the redshift, Eq. (2.8) becomes

$$\frac{dt_p}{d\omega_{obs}} = -\frac{2h\alpha_0}{\omega_{obs}^3 m_e} \int_0^z \frac{n_e(z')c}{(1+z)^2 H(z')} \frac{\alpha(z')}{\alpha_0} dz', \quad (2.11)$$

where $\alpha_0 = \alpha(z=0)$. Consequently, the dispersion measure considering a possible variation of the fine structure constant is given by

$$DM = \int_0^z \frac{n_e(z')c}{(1+z)^2 H(z')} \left(\frac{\Delta\alpha(z')}{\alpha_0} + 1 \right) dz', \quad (2.12)$$

where $\Delta\alpha(z) = \alpha(z) - \alpha_0$. As expected, the last two equations reduce to the standard case when $\alpha = \text{const}$. In what follows, we will focus on a phenomenological approach, using FRBs observations, to constrain cosmological parameters.

3 Dispersion Measure Components

Due to the interaction between photons from the burst and free electrons in the medium, the received radio waves experience a change in frequency, which in turn induces a change in their speed. Therefore, we can write the observed dispersion measure (DM_{obs}) as a contribution of several components as [43, 44]

$$DM_{obs}(z) = DM_{ISM} + DM_{halo} + DM_{host}(z) + DM_{IGM}(z), \quad (3.1)$$

where the components are, respectively, the contributions from the Milky Way Interstellar Medium (DM_{ISM}), the Milky Way Halo (DM_{halo}), the host galaxy (DM_{host}) and the Intergalactic Medium (DM_{IGM}).

To perform a statistical comparison between the observational data and the theoretical parameters, we define the observed extragalactic dispersion measure

$$DM_{ext}^{obs}(z) \equiv DM_{obs}(z) - DM_{ISM} - DM_{halo}, \quad (3.2)$$

and the theoretical extragalactic dispersion measure

$$DM_{ext}^{th}(z) \equiv DM_{host}(z) + DM_{IGM}(z). \quad (3.3)$$

From the observational point of view, the DM_{obs} of a FRB is directly measured from the corresponding event. At the same time, DM_{ISM} can be well-constrained using models of the ISM galactic electron distribution in the Milky Way from pulsar observations [45–47]. Both values are observationally determined and can be found in Table 1. Moreover, the halo contribution of the Milky Way is not entirely understood yet, and we follow [48] and assume $DM_{halo} = 50 \text{ pc/cm}^3$

Regarding the theoretical extragalactic dispersion measure, the host galaxy contribution is a poorly understood parameter due to the challenges in measurement and modeling. This

Table 1. Properties of FRB with known host galaxies

Name	Redshift z	DM_{ISM} [pc/cm ³]	DM_{obs} [pc/cm ³]	σ_{obs} [pc/cm ³]	Reference
FRB 180916B	0.0337	200.0	348.8	0.2	[58]
FRB 201124A	0.098	123.2	413.52	0.5	[59]
FRB 190608B	0.1178	37.2	338.7	0.5	[60]
FRB 200430A	0.16	27.0	380.25	0.4	[61]
FRB 121102A	0.19273	188.0	557.0	2.0	[62]
FRB 191001A	0.234	44.7	506.92	0.04	[61]
FRB 190714A	0.2365	38.0	504.13	2.0	[61]
FRB 191228A	0.2432	33.0	297.5	0.05	[63]
FRB 190102C	0.291	57.3	363.6	0.3	[64]
FRB 180924B	0.3214	40.5	361.42	0.06	[65]
FRB 180301A	0.3305	152.0	536.0	8.0	[63]
FRB 200906A	0.3688	36.0	577.8	0.02	[63]
FRB 190611B	0.378	57.83	321.4	0.2	[61]
FRB 181112A	0.4755	102.0	589.27	0.03	[66]
FRB 190711A	0.522	56.4	593.1	0.4	[61]
FRB 190523A	0.66	37.0	760.8	0.6	[61, 67]
FRB 210320	0.2797	42.2	384.8	0.3	[56]

difficulty arises particularly because it depends on the type of galaxy, the relative orientations of the FRBs source with respect to the host and source, and the near-source plasma [40]. For this reason, we consider

$$DM_{host}(z) = \frac{DM_{host,0}}{(1+z)} f(\alpha, z), \quad (3.4)$$

where the case $f(\alpha, z) = 1$ (hereafter named host 1) corresponds to the usual approach that assumes contributions from all host galaxies are the same. We also consider a parameterization that takes into account the contribution from the fine-structure constant for each host galaxy. In this case (named host 2), considering the runaway dilaton model discussed earlier – see e.g. Eqs. (1.1) and (2.12) –, we have $f(\alpha, z) = -\gamma \ln(1+z) + 1$.

The last term of the theoretical expression for the extragalactic dispersion measure is the average dispersion measure from the IGM (i.e. Eq. (3.3)), where cosmological contributions appear. Replacing in Eq. (2.12) the electronic density $n(z)$, as given by [43], we obtain

$$DM_{IGM}(z) = \frac{3c\Omega_b H_0^2}{8\pi G m_p} \int_0^z \frac{(1+z') f_{IGM}(z') \chi(z')}{H(z')} \left(\frac{\Delta\alpha(z')}{\alpha_0} + 1 \right) dz', \quad (3.5)$$

where Ω_b is the present-day baryon density parameter, H_0 is the Hubble constant, m_p is the proton mass, $f_{IGM}(z)$ is the baryon fraction in the IGM, and $\chi(z)$ is the free electron number fraction per baryon. This last quantity is given by

$$\chi(z) = Y_H \chi_{e,H}(z) + Y_{He} \chi_{e,He}(z), \quad (3.6)$$

where the terms $Y_H = 3/4$ and $Y_{He} = 1/4$ are the mass fractions of hydrogen and helium, respectively, while $\chi_{e,H}(z)$ and $\chi_{e,He}(z)$ are the ionization fractions of hydrogen and helium, respectively. At $z < 3$ hydrogen and helium are fully ionized ($\chi_{e,H}(z) = \chi_{e,He}(z) = 1$) [49], so that we have $\chi(z) = 7/8$.

A cosmological model is typically assumed to solve the integral for $DM_{IGM}(z)$. In our analysis, we follow the approach discussed in [37] and integrate Eq. (3.5) by parts using the definition of luminosity distance d_L . This method allows us to avoid relying on any specific cosmological model, instead using an observed quantity: the supernovae luminosity distance. Thus, by assuming the runaway dilaton model's parameterization for α and considering a constant f_{IGM} ($f_{IGM}(z) = f_{IGM,0}$), Eq. (3.5) can be written as

$$DM_{IGM}(z) = Af_{IGM,0} \left[(-\gamma \ln(1+z) + 1) \frac{d_L(z)}{c} + (\gamma - 1) \int_0^z \frac{d_L(z')}{(1+z')c} dz' + \gamma \int_0^z \frac{d_L(z')}{(1+z')c} \ln(1+z') dz' \right], \quad (3.7)$$

where $A = \frac{21c\Omega_b H_0^2}{64\pi G m_p}$. The above integrals can be numerically solved as (see [50]):

$$\int_0^z \frac{d_L(z')}{(1+z')c} dz' = \frac{1}{2c} \sum_{i=1}^N (z_{i+1} - z_i) \times \left[\frac{d_L(z_{i+1})}{(1+z_{i+1})} + \frac{d_L(z_i)}{(1+z_i)} \right], \quad (3.8)$$

and

$$\int_0^z \frac{d_L(z')}{(1+z')c} \ln(1+z') dz' = \frac{1}{2c} \sum_{i=1}^N (z_{i+1} - z_i) \times \left[\frac{d_L(z_{i+1})}{(1+z_{i+1})} \ln(1+z_{i+1}) + \frac{d_L(z_i)}{(1+z_i)} \ln(1+z_i) \right]. \quad (3.9)$$

From the above expressions, one can constrain a possible evolution of the baryon fraction by modeling both $DM_{host,0}$ and DM_{IGM} and comparing the theoretical predictions with the observed values of DM_{ext} . Specifically, by combining FRBs with SNe dataset we can obtain cosmological model-independent constraints on γ , $f_{IGM,0}$ and $DM_{host,0}$, from the observational data sets described below.

4 Data sets

4.1 FRBs

The most up-to-date FRB data set currently available comprises 23 well-localized events of FRBs (see [51] for details of FRBs catalog¹). In our analysis, we exclude the following events: FRB 190614 [52], as it has no measurement of spectroscopic redshift and can be associated with two host galaxies; FRB 200110E [53] is estimated to be in the direction of M81, but a Milky Way halo origin can not be rejected; FRB 181030 [54] has a low-redshift ($z = 0.0039$) and it can not be associated with any SNe in the Pantheon catalog; FRB 20190520B [55] has a host galaxy contribution significantly larger than the other events; FRB 210117 [56] has a observed DM much larger for its redshift ($z = 0.2145$); and finally, FRB 20220610A [57] at $z = 1.016$, which will be removed from our sample for reasons discussed in Sec. 6.

We list in Table 1 our working sample that contains 17 FRBs [56, 58–67] and their main properties: redshift, the Galaxy contribution ($DM_{MW,ISM}$) estimated from the NE2001 model [46], observed dispersion measure (DM_{obs}), DM_{obs} uncertainty (σ_{obs}) and the references.

¹<https://www.herta-experiment.org/frbstats/>

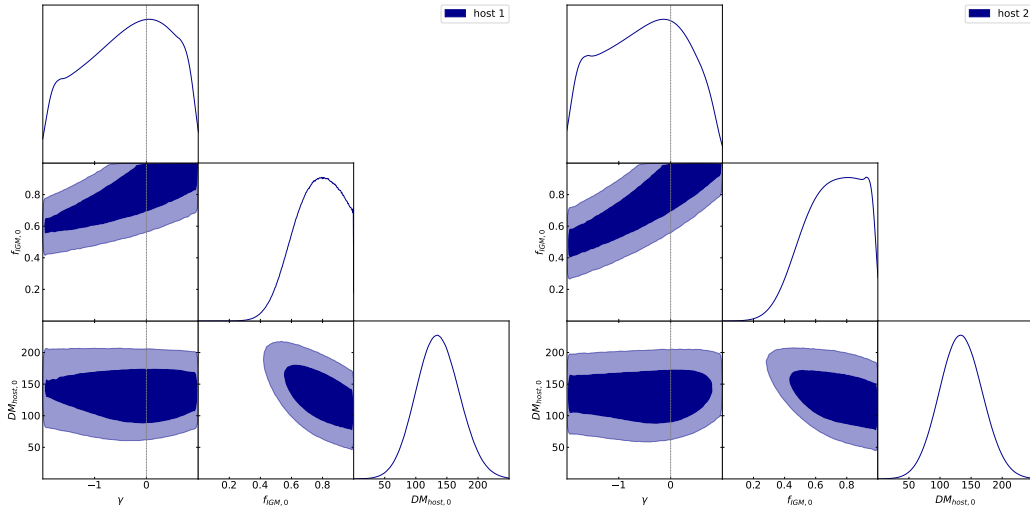


Figure 1. Constraints on the parameter of runaway dilaton model γ , the baryon fraction f_{IGM} and the host galaxy contribution $DM_{host,0}$ for parameterizations host 1 (*left*) and host 2 (*right*).

The observational quantity DM_{ext} can be obtained from table 1 and its uncertainty can be calculated by the expression

$$\sigma_{ext}^2 = \sigma_{obs}^2 + \sigma_{MW}^2 + \delta^2, \quad (4.1)$$

where the average galactic uncertainty σ_{MW} is assumed to be $10 \text{ pc}/\text{cm}^3$ [68] and δ is the fluctuations of DM which is related to the spatial variation in cosmic electron density along the line-of-sight. Such fluctuations are not currently well determined by observations. Therefore, we will treat them as a fixed value, $\delta = 230\sqrt{z} \text{ pc}/\text{cm}^3$ [37, 39], in the statistical analyses.

4.2 Type IA Supernovae

We use SNe observations from Pantheon catalog [69] which comprises 1048 SNe within the redshift range $0.01 < z < 2.3$. We obtain d_L from the distance moduli ($\mu(z)$) relation

$$\mu(z) = m_B - M_B = 5 \log_{10} \left[\frac{d_L(z)}{1 \text{ Mpc}} \right] + 25, \quad (4.2)$$

where m_B and M_B are the apparent and absolute magnitude, respectively. In our analysis we fix $M_B = -19.214 \pm 0.037 \text{ mag}$ [70]. To estimate d_L at the same redshift of FRBs, we follow [37] and perform a Gaussian Process (GP) reconstruction of the Pantheon data, using GaPP python library².

5 Results

We perform a Monte Carlo Markov Chain (MCMC) analysis using the *emcee* package [72] to constrain the runaway dilaton model's parameter γ , $f_{IGM,0}$ and $DM_{host,0}$. In the analysis, we assume $\Omega_b h^2 = 0.02235 \pm 0.00037$, as reported in [73].

²For details of GaPP (<https://github.com/astrobangaly/GaPP>), see [71].

	γ	$f_{IGM,0}$	$DM_{host,0}$ [pc/cm ³]
host 1	$+0.03^{+0.48}_{-1.36}$	$0.81^{+0.11}_{-0.19}$	134^{+37}_{-33}
host 2	$-0.14^{+0.49}_{-1.31}$	$0.81^{+0.10}_{-0.28}$	134^{+35}_{-34}

Table 2. Results for γ , $f_{IGM,0}$ and $DM_{host,0}$ using the current FRB and SNe data and considering two cases of host contribution. The error bars correspond to 1σ level.

Figure 1 shows the posterior probability density function and $1 - 2\sigma$ contours for combinations of the parameters γ , $f_{IGM,0}$ and $DM_{host,0}$, considering parametrizations host 1 (left Panel) and host 2 (right Panel). The numerical results are presented in Table 2. As physically expected, both parameterizations have little impact on the estimates of $f_{IGM,0}$ and $DM_{host,0}$, and shows results consistent with $\Delta\alpha/\alpha = 0$. However, in comparison with other cosmological constraints on the time-evolution of α , which place constraints on $\Delta\alpha/\alpha$ ranging from 10^{-2} to 10^{-7} over a large redshift interval (see, e.g. [23, 74–82]), the results shown in Table 2 reflect the limitation of the current FRB observations in tightly constraining cosmological parameters. In what follows, we simulate and forecast the constraining power of larger samples of FRBs to limit a possible time variation of α .

6 Simulations

As mentioned earlier, it is difficult to identify the host galaxy of the burst, so there are only a few FRBs in the literature with measured redshift. In order to study the impact of a larger sample of FRBs in constraining α , we perform a Monte Carlo simulation to generate random points of DM_{ext} from two different redshift distribution models (see [38] for more explanation about the impact of the redshift distribution models of FRBs). We will consider the distributions below:

- **Gamma-Ray Bursts:** Several studies assume the gamma-ray burst distribution for FRBs due to the similarities between these two events [83]. In this case, the density function is given as

$$P_{\text{GRB}}(z) \propto ze^{-z}. \quad (6.1)$$

- **Star Formation Rate:** The star formation rate distribution was proposed by [84] (for the first proposal of redshift distribution for FRBs, see reference [85]). The spatial distribution of FRBs is expected to closely trace the cosmic one for young stellar FRB progenitors. The cosmic SFR function is written as

$$\psi(z) = 0.015 \frac{(1+z)^{2.7}}{1 + [(1+z)/2.9]^{5.6}}. \quad (6.2)$$

The steps of our simulations are the following (see also [38]):

1. We generate random points using the redshift distribution models described above in the redshift range $[0.022, 1.5]$, considering FRB samples with $N = 500$ and 1000 points.

	γ	$f_{IGM,0}$	$DM_{host,0}$ [pc/cm ³]	γ	$f_{IGM,0}$	$DM_{host,0}$ [pc/cm ³]
	SFR			GRB		
			$N = 500$			
host 1	$+0.0640^{+0.0340}_{-0.0584}$	$0.9996^{+0.0032}_{-0.0318}$	$124.49^{+21.31}_{-14.52}$	$+0.2283^{+0.0471}_{-0.1785}$	$0.9923^{+0.0123}_{-0.1002}$	$107.17^{+21.31}_{-17.65}$
host 2	$-0.0099^{+0.0309}_{-0.0580}$	$0.9995^{+0.0033}_{-0.0330}$	$125.56^{+15.12}_{-14.47}$	$-0.0031^{+0.0343}_{-0.0859}$	$0.9993^{+0.0051}_{-0.0503}$	$127.00^{+15.12}_{-14.34}$
			$N = 1000$			
host 1	$+0.0774^{+0.0293}_{-0.0519}$	$0.9996^{+0.0029}_{-0.0284}$	$125.50^{+14.20}_{-10.87}$	$+0.2569^{+0.0332}_{-0.1077}$	$0.9953^{+0.0079}_{-0.0645}$	$104.56^{+14.20}_{-12.15}$
host 2	$+0.0005^{+0.0267}_{-0.0502}$	$0.9995^{+0.0029}_{-0.0287}$	$126.55^{+12.62}_{-11.09}$	$+0.0041^{+0.0301}_{-0.0721}$	$0.9994^{+0.0043}_{-0.0425}$	$126.29^{+12.62}_{-12.05}$

Table 3. The results of our simulations for γ , $f_{IGM,0}$ and $DM_{host,0}$ considering the distribution models discussed in the text.

2. The fiducial DM_{ext} (DM_{ext}^{fid}) is calculated using Eq. (3.3), where DM_{IGM} is given by Eq. (3.5). We adopt as fiducial values for the mean values of baryon fraction and host contribution the results we obtained above for the case $\gamma = 0$. In our simulations, we also adopt the values of $H_0 = 74.03 \pm 1.4 \text{ kms}^{-1}\text{Mpc}^{-1}$ [70], $\Omega_m = 0.3153$ [86] and $\Omega_b h^2 = 0.02235 \pm 0.00037$ [73].
3. We calculate the uncertainty of the simulated DM_{ext} (σ_{ext}^{sim}), by performing a hyperbolic regression fit of the observational relative error ($\eta = \sigma_{ext}^{obs}/DM_{ext}^{obs}$), given by $\eta = A/z$, where A is a hyperbolic regression free parameter.
4. The standard deviation of the Gaussian Distribution (sd) is obtained from the average distance between the observed and fiducial points.
5. Finally, we calculate the simulated DM_{ext} by assuming a normal distribution, given by $DM_{ext}^{sim}(z) = \mathcal{N}(DM_{ext}^{fid}, sd)$.

We perform the steps above 100 times for each sample size of the distribution models, which is enough to obtain convergence (see Appendix A). In each simulation, we calculate the best fit of the free parameters and, subsequently, the average of each ensemble of 100 simulations.

Table 3 shows the numerical values obtained separately for all distributions and different numbers of points in each realization ($N = 500$ and 1000) for both host cases. For the redshift distribution models considered, the constraints on γ are significantly stronger than the current limits displayed in Table 2, with the error bar reaching 10^{-2} in most cases. It is also worth mentioning that the results do not show significant improvements on the limits to γ (the same also happens to $f_{IGM,0}$ and $DM_{host,0}$) from $N = 500$ to $N = 1000$ cases, which may indicate that to improve the constraints on $\Delta\alpha/\alpha$ further (beyond $\sigma \simeq 10^{-2}$), the quality of the FRB data will play a crucial role in the future analyses.

Finally, as mentioned in Sec. 4, we removed from our analysis the FRB 20220610A [57] at $z = 1.016$. This FRB, observed in 2022 by the ASKAP (Australian Square Kilometre Array Pathfinder [87]), has a very high dispersion measure (see Table 1). We performed tests including this FRB in our analysis and found significantly different values of the parameter of the runaway dilaton model for host 1 and host 2, i.e., $\gamma = -1.00^{+0.99}_{-0.15}$ and $\gamma = -0.96^{+0.92}_{-0.12}$ at 1σ , respectively. As shown in Figure 2, these results are inconsistent with the values found

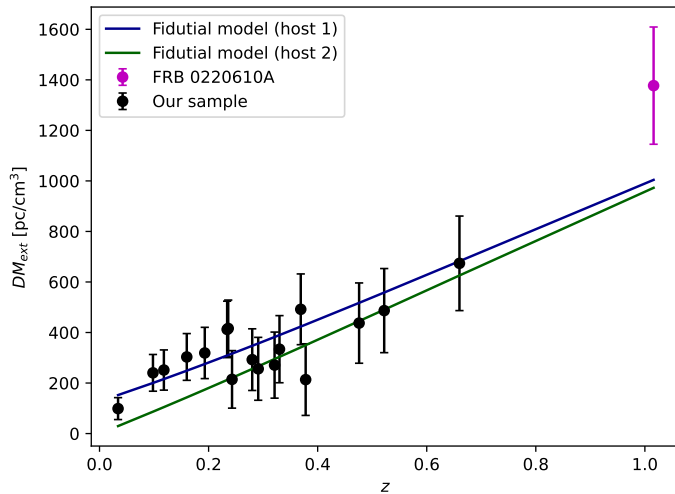


Figure 2. The evolution of DM_{ext} with redshift. Black points correspond to the 17 FRBs observations used in our analysis, while the pink point stands for the FRB 20220610A. Blue and green lines represent host 1 and host 2 parameterizations, respectively. As discussed in the text, the fiducial model is calculated using Eq. (3.3), where DM_{IGM} is given by Eq. (3.5).

considering the sample with 17 FRBs (see Table 2), and that was the reason which led us to remove it from our analysis.

7 Conclusions

The question of a possible time dependence of the fundamental constants of Nature is a long-standing problem in theoretical physics. Concerning the fine-structure constant, a definitive answer may be provided with the entry into operation of very high-resolution spectrographs, such as ELT-ANDES [88]. Other types of cosmological observations can also play an important role in this discussion, given their ability to test variations of these constants in different redshift ranges.

This paper presented a cosmological model-independent test of a possible evolution of α with redshift from FRBs and SNe observations. We derived all the relevant expressions for the analysis and considered the runaway dilaton scenario, for which $\frac{\Delta\alpha}{\alpha} = -\gamma \ln(1+z)$. Without assuming any cosmological model, our analysis constrained the parameter γ combining measurements of 17 well-localized FRBs and the Pantheon SNe compilation, following the method originally reported in [37]. As displayed in Table 2, we obtained results consistent with no variation of α and errors of the order of 10^{-1} , reflecting the current data’s limitation to impose tight limits on $\alpha(z)$.

Our analysis also included Monte Carlo simulations to forecast the potential of the method proposed when applied to larger samples of FRB measurements. We extended the samples to $N = 500$ and $N = 1000$ data points and analyzed two distribution models for the FRBs: Star Formation Rate (SFR) and Gamma Ray Burst (GRB). The results demonstrated that the uncertainties on γ can be improved by one order of magnitude ($\sigma \sim 10^{-2}$), making it a competitive test when compared to other cosmological probes at the same redshift range.

The lack of significant differences in the results regarding the number of points suggests that limits on $\frac{\Delta\alpha}{\alpha}$ beyond $\sigma \sim 10^{-2}$ will depend crucially on the quality of upcoming FRB data. This analysis underscores the potential of the proposed method to impose constraints on a possible redshift evolution of the fine-structure constant with larger and more precise samples of FRBs, as expected from current and planned observational projects (see e.g. [89–91]).

Acknowledgements

TL thanks the financial support from the Coordenação de perfeiçoamento de Pessoal de Nível Superior (CAPES). RSG thanks financial support from the Fundação de Amparo à Pesquisa do Estado do Rio de Janeiro (FAPERJ) grant SEI-260003/005977/2024 - APQ1. JSA is supported by Conselho Nacional de Desenvolvimento Científico e Tecnológico (CNPq No. 307683/2022-2) and Fundação de Amparo à Pesquisa do Estado do Rio de Janeiro (FAPERJ) grant 259610 (2021). This work was developed thanks to the High-Performance Computing Center at the National Observatory (CPDON).

References

- [1] P. A. M. Dirac, *The Cosmological Constants*, *Nature* **139** (Feb. 1937) 323, <https://doi.org/10.1038/139323a0>.
- [2] J.-P. Uzan, *The fundamental constants and their variation: observational and theoretical status*, *Review of Modern Physics* **75** (Apr., 2003) 403–455, [arXiv:hep-ph/0205340].
- [3] J.-P. Uzan, *Varying constants*, *Gravitation and Cosmology, Living Reviews in Relativity* **14** (Mar., 2011), [arXiv:1009.5514].
- [4] Martins, C. J. A. P., *The status of varying constants: a review of the physics, searches and implications*, *Reports on Progress in Physics* **80** (Nov., 2017), [arXiv:1709.02923].
- [5] J. Magueijo, *New varying speed of light theories*, *Reports on Progress in Physics* **66** (Nov., 2003), [arXiv:1709.02923].
- [6] E. Gaztañaga, E. García-Berro, J. Isern, E. Bravo, I. Domínguez, *Bounds on the possible evolution of the gravitational constant from cosmological type-Ia supernovae*, *Physical Review D*, **65** (Dec., 2001), [arXiv:astro-ph/0109299].
- [7] M. S. Safronova, D. Budker, D. DeMille, D. Kimball, D. F. Jackson, A. Derevianko, C. W. Clark, *Search for new physics with atoms and molecules*, *Reviews of Modern Physics* **90** (Apr. 2018) [arXiv:physics.atom-ph/1710.01833].
- [8] Hart, L. and Chluba, J., *Updated fundamental constant constraints from Planck 2018 data and possible relations to the Hubble tension*, *MNRAS* **493** (Feb., 2020) 3255–3263, [arXiv:1912.03986v2].
- [9] Hart, L. and Chluba, J., *Varying fundamental constants principal component analysis: additional hints about the Hubble tension*, *MNRAS* **510** (Oct., 2021) 2206–2227, [arXiv:2107.12465].
- [10] O. Seto, Y. Toda, *Big Bang Nucleosynthesis constraints on varying electron mass solution to the Hubble tension*, *Phys. Review D* **107** (Apr., 2023), [arXiv:2206.13209v3 [astro-ph.CO]].
- [11] O. Seto, T. Takahashi, Y. Toda, *Variation of the fine structure constant in the light of recent helium abundance measurement*, *Phys. Review D* **108** (Jul., 2023), [arXiv:2305.16624 [astro-ph.CO]].

- [12] C. J. A. P. Martins, *Primordial nucleosynthesis with varying fundamental constants: Degeneracies with cosmological parameters*, *A&A* **646** (Feb., 2021) A47, [arXiv:2012.10505 [astro-ph.CO]].
- [13] M. Deal, C. J. A. P. Martins, *Primordial nucleosynthesis with varying fundamental constants: Solutions to the Lithium problem and the Deuterium discrepancy*, *A&A* **653** (Sep., 2021) A48, [arXiv:2106.13989 [astro-ph.CO]].
- [14] O. Minazzoli, A. Hees, *Late-time cosmology of scalar-tensor theories with universal multiplicative coupling between the scalar field and the matter Lagrangian*, *Phys. Review D* **90** (Jul., 2014), [arXiv:1404.4266v2 [gr-qc]].
- [15] A. Hees, O. Minazzoli, J. Larena, *Breaking of the equivalence principle in the electromagnetic sector and its cosmological signatures*, *Phys. Review D* **90** (Dec., 2014), [arXiv:1406.6187 [astro-ph.CO]].
- [16] Ade, P. A. R. and Aghanim, N. and Arnaud, M. and et al., *Planck intermediate results: XXIV. Constraints on variations in fundamental constants*, *A&A* **580** (Jul., 2015) A22, [arXiv:1406.7482v1].
- [17] Smith, T. L. and Grin, D. and Robinson, D. and et al., *Probing spatial variation of the fine-structure constant using the CMB*, *Physical Review D* **99** (Feb., 2019), [arXiv:1808.07486].
- [18] G. Dvali, M. Zaldarriaga, *Changing α with Time: Implications for Fifth-Force-Type Experiments and Quintessence*, *Physical Review Letters* **88** (Mar., 2002), [arXiv:hep-ph/0108217].
- [19] T. Chiba, K. Kohri, *Quintessence Cosmology and Varying α* , *Progress of Theoretical Physics*, **107** (Mar., 2002), [arXiv:hep-ph/0111086].
- [20] C. J. A. P. Martins, *Fundamental cosmology in the E-ELT era: the status and future role of tests of fundamental coupling stability*, *General Relativity and Gravitation*, **47** (Jan., 2015), [arXiv:astro-ph.CO/1412.0108].
- [21] T. Damour, F. Piazza, G. Veneziano, *Violations of the equivalence principle in a dilaton-runaway scenario*, *Phys. Review D* **66** (Aug., 2002), [arXiv:hep-th/0205111v2].
- [22] T. Damour, F. Piazza, G. Veneziano, *Runaway dilaton and equivalence principle violations*, *Phys. Review Letters* **89** (Aug., 2002), [arXiv:gr-qc/0204094v2].
- [23] R. F. L. Holanda, S. J. Landau, J. S. Alcaniz, I. E. Sanchez G. and V. C. Busti, *Constraints on a possible variation of the fine structure constant from galaxy cluster data*, *JCAP* **05** (2016), 047, [arXiv:1510.07240 [astro-ph.CO]].
- [24] C. J. A. P. Martins, P. E. Vielzeuf, M. Martinelli, E. Calabrese, S. Pandolfi, *Evolution of the fine-structure constant in runaway dilaton models*, *Physics Letters B*, **743** (Apr., 2015), [arXiv:astro-ph.CO/1503.05068].
- [25] E. Petroff, J. W. T. Hessels and D. R. Lorimer, *Fast radio bursts at the dawn of the 2020s*, *Astron. Astrophys. Rev.* **30** (March 2022) 2, [arXiv:2107.10113].
- [26] D. Thornton, B. Stappers, M. Bailes, et al., *A Population of Fast Radio Bursts at Cosmological Distances*, *Science* **341** (July, 2013) 53–56, [arXiv:1307.1628].
- [27] E. Petroff, M. Bailes, E. D. Barr, et al., *A real-time fast radio burst: polarization detection and multiwavelength follow-up*, *Mon. Not. Roy. Astron. Soc.* **447** (Feb., 2015) 246–255, [arXiv:1412.0342].
- [28] E. Petroff, E. D. Barr, A. Jameson, et al., *FRBCAT: The Fast Radio Burst Catalogue*, *Publications of the Astronomical Society of Australia* **33** (Sept., 2016) 7, [arXiv:1601.0354].
- [29] Platts E., Weltman A., Walters A., Tendulkar S. P., Gordin J. E. B., Kandhai S., *A living theory catalogue for fast radio bursts*, *Phys. Rep.* August, 2019 821, 1, [arXiv:1810.05836].

- [30] D. R. Lorimer, M. Bailes, M. A. McLaughlin, et al., *A Bright Millisecond Radio Burst of Extragalactic Origin*, *Science* 318 (Nov., 2007) **777**, [arXiv:0709.4301].
- [31] K. Dolag, B. M. Gaensler, A. M. Beck, et al., *Constraints on the distribution and energetics of fast radio bursts using cosmological hydrodynamic simulations*, *Mon. Not. Roy. Astron. Soc.* **451** (Jun., 2015) 4277–4289, [arXiv:1412.4829].
- [32] A. Walters, A. Weltman, B. M. Gaensler, et al., *Future Cosmological Constraints From Fast Radio Bursts*, *ApJ* **856** (Mar., 2018) 65, [arXiv:1711.11277].
- [33] J.-J. Wei, X.-F. Wu, H. Gao, *Cosmology with Gravitational Wave/Fast Radio Burst Associations*, *Astrophys. J. Lett.* **860** (Jun., 2018) L7, [arXiv:1805.12265].
- [34] H.-N. Lin, Y. Sang, *Probing the anisotropic distribution of baryon matter in the Universe using fast radio bursts*, *Chinese Phys. C* **45** (Dec., 2021) 125101, [arXiv:2111.12934].
- [35] Q. Wu, G. Q. Zhang, F. Y. Wang, *An 8% Determination of the Hubble Constant from localized Fast Radio Bursts*, *MNRAS Letters* **515** (Mar., 2022) L1–L5, [arXiv:2108.00581].
- [36] R. Reischke, S. Hagstotz, *Consistent Constraints on the Equivalence Principle from localised Fast Radio Bursts* (Feb., 2023), [arXiv:2302.10072].
- [37] T. Lemos, R. S. Gonçalves, J. C. Carvalho and J. S. Alcaniz, *Cosmological model-independent constraints on the baryon fraction in the IGM from fast radio bursts and supernovae data*, *EPJC* **83** (Feb., 2023) 138, [arXiv:2205.07926v2].
- [38] T. Lemos, R. S. Gonçalves, J. C. Carvalho and J. S. Alcaniz, *Forecasting constraints on the baryon mass fraction in the IGM from fast radio bursts and type Ia supernovae*, *EPJC* **83** (Dec., 2023) 1128, [arXiv:2307.06911v1].
- [39] R. Takahashi, K. Ioka, A. Mori, et al., *Statistical modelling of the cosmological dispersion measure*, *MNRAS* **502** (Jan., 2021) 2615–2629, [arXiv:2010.01560].
- [40] J. Xu, J. L. Han, *Extragalactic dispersion measures of fast radio bursts*, *Research in Astronomy and Astrophysics* **15** (Oct., 2015) 1629–1638, [arXiv:1504.00200].
- [41] G. B. Rybicki, A. P. Lightman, *Radiative Processes in Astrophysics*, (1985), Wiley, New York.
- [42] Z. Zheng, E. O. Ofek, S. R. Kulkarni, J. D. Neill, M. J. Uric, *Probing the intergalactic medium with fast radio bursts*, *Apj*, **797** (Dec., 2014) 71.
- [43] W. Deng, B. Zhang, *Cosmological Implications of Fast Radio Burst/Gamma-Ray Burst Associations*, *ApJ* **783** (Mar., 2014) L35, [arXiv:1401.0059].
- [44] H. Gao, Z. Li, and B. Zhang, *Fast Radio Burst/Gamma-Ray Burst Cosmography*, *ApJ* **788** (June, 2014) 189, [arXiv:1402.2498].
- [45] J.H. Taylor, and J.M. Cordes, *Pulsar Distances and the Galactic Distribution of Free Electrons*, *ApJ* **411** (Jul., 1993) 674-684.
- [46] J. M. Cordes, T. J. W. Lazio, *NE2001.I. A New Model for the Galactic Distribution of Free Electrons and its Fluctuations*, (Jul., 2002), [arXiv:astro-ph/0207156].
- [47] J. M. Yao, R. N. Manchester, and N. Wang, *A New Electron Density Model for Estimation of Pulsar and FRB Distances*, *ApJ* **835** (Jan., 2017) 29, [arXiv:1610.09448].
- [48] J.-P. Macquart, J.X. Prochaska, M. McQuinn, et al., *A census of baryons in the Universe from localized fast radio bursts*, *Nature* **581** (May, 2020) 391-395, [arXiv:2005.13161].
- [49] G. D. Becker, J. S. Bolton, M. G. Haehnelt, et al., *Detection of Extended He II Reionization in the Temperature Evolution of the Intergalactic Medium*, *MNRAS* **410** (Nov. 2010) 1096–1112, [arXiv:1008.2622].
- [50] R. F. L. Holanda, J. C. Carvalho, and J. S. Alcaniz, *Model-independent constraints on the cosmic opacity*, *JCAP* **2013** (Apr., 2013) 027–027, [arXiv:1207.1694].

- [51] A. Spanakis-Misirlis, 2021, ascl.soft. ascl:2106.028.
- [52] C. J. Law, B. J. Butler, J. X. Prochaska, et al., *A Distant Fast Radio Burst Associated with Its Host Galaxy by the Very Large Array*, *ApJ* **899** (Aug., 2020) 161, [arXiv:2007.02155].
- [53] M. Bhardwaj, B. M. Gaensler, V. M. Kaspi, et al., *A nearby repeating fast radio burst in the direction of M81*, *ApJ* **910** (Mar., 2021) L18, [arXiv:2103.01295].
- [54] M. Bhardwaj, A. Yu. Kirichenko, D. Michilli, et al., *A Local Universe Host for the Repeating Fast Radio Burst FRB 20181030A*, *ApJ* **919** (Sep., 2021) L24, [arXiv:2108.12122].
- [55] S. K. Ocker, J.M. Cordes, S. Chatterjee, et al., *The Large Dispersion and Scattering of FRB 20190520B are Dominated by the Host Galaxy*, *ApJ* **931** (May 2022) 87, [arXiv:2202.13458].
- [56] Shannon, R. M., *CRAFT Transient FRB Discovery Report for 2023-02-04, Transient Name Server Fast Radio Bursts* **287** (Feb., 2023) 1.
- [57] Ryder, S. D. and Bannister, K. W. and Bhandari, S. and et al., *A luminous fast radio burst that probes the Universe at redshift 1*, *Science* **382** (Oct., 2023) 294–299, [arXiv:2210.04680].
- [58] B. Marcote, K. Nimmo, J. W. T. Hessels, et al., *A repeating fast radio burst source localised to a nearby spiral galaxy*, *Nature* **577** (Jan., 2020) 190–194, [arXiv:2001.02222].
- [59] C. K. Day, S. Bhandari, A. T. Deller, et al., *ASKAP localisation of the FRB 20201124A source*, *The Astronomer’s Telegram* **14515** (Apr., 2021) 1.
- [60] J. S. Chittidi, S. Simha, A. Mannings, et al., *Dissecting the Local Environment of FRB 190608 in the Spiral Arm of its Host Galaxy*, *ApJ* **922** (Nov., 2021) 173, [arXiv:2005.13158].
- [61] K. E. Heintz, J. X. Prochaska, S.l Simha, et al., *Host Galaxy Properties and Offset Distributions of Fast Radio Bursts: Implications for their Progenitors*, *ApJ* **903** (Nov., 2020) 152, [arXiv:2009.10747].
- [62] S. Chatterjee, C. J. Law, R. S. Wharton, et al., *A direct localization of a fast radio burst and its host*, *Nature* **541** (Jan., 2017) 58–61, [arXiv:1701.01098].
- [63] S. Bhandari, K. E. Heintz, K. Aggarwal, et al., *Characterizing the FRB host galaxy population and its connection to transients in the local and extragalactic Universe*, *ApJ* **163** (Jan., 2022) 69, [arXiv:2108.01282].
- [64] S. Bhandari, E. M. Sadler, J. X. Prochaska, et al., *The host galaxies and progenitors of Fast Radio Bursts localized with the Australian Square Kilometre Array Pathfinder*, *ApJL* **895** (Jun., 2020) L37, [arXiv:2005.13160].
- [65] K. W. Bannister, A. T. Deller, C. Phillips, et al., *A single fast radio burst localized to a massive galaxy at cosmological distance*, *Science*, **365** (June, 2019) 565–570, [arXiv:1906.11476].
- [66] J. X. Prochaska, J.-P. Macquart, M. McQuinn, et al., *The low density and magnetization of a massive galaxy halo exposed by a fast radio burst*, *Science* **366** (Oct., 2019) 231–234, [arXiv:1909.11681].
- [67] V. Ravi, M. Catha, L. D’Addario, et al., *A fast radio burst localised to a massive galaxy*, *Nature*, **572** (July, 2019) 352–354, [arXiv:1907.0154].
- [68] R. N. Manchester, G. B. Hobbs, A. Teoh, et al., *The Australia Telescope National Facility Pulsar Catalogue*, *ApJ* **129** (Apr., 2005) 1993–2006, [astro-ph/0412641].
- [69] D. M. Scolnic, D. O. Jones, A. Rest, et al., *The Complete Light-curve Sample of Spectroscopically Confirmed Type Ia Supernovae from Pan-STARRS1 and Cosmological Constraints from The Combined Pantheon Sample*, *ApJ* **859** (May, 2018), 101, [arXiv:1710.00845].
- [70] A. G. Riess, S. Casertano, W. Yuan, et al., *Large Magellanic Cloud Cepheid Standards Provide a 1% Foundation for the Determination of the Hubble Constant and Stronger Evidence for Physics Beyond LambdaCDM*, *ApJ* **876** (May, 2019) 85, [arXiv:1903.07603].

- [71] M. Seikel, C. Clarkson, M. Smith, *Reconstruction of dark energy and expansion dynamics using Gaussian processes*, *JCAP* **2012** (Jun., 2012) 036–036, [arXiv:1204.2832].
- [72] D. Foreman-Mackey, D. W. Hogg, D. Lang, et al., *emcee: The MCMC Hammer*, *Publications of the Astronomical Society of the Pacific* **125** (Mar., 2013) 306–312, [arXiv:1202.3665].
- [73] R. Cooke, M. Pettini, C. C. Steidel, *One percent determination of the primordial deuterium abundance*, *ApJ* **855** (Mar., 2018) 102, [arXiv:1710.11129].
- [74] F. D. Albareti, J. Comparat, C. M. Gutiérrez, et al. *Constraint on the time variation of the fine-structure constant with the SDSS-III/BOSS DR12 quasar sample*, *MNRAS* **452** (Aug., 2015) 4153–4168, [arXiv:1501.00560].
- [75] R. F. L. Holanda, L. R. Colaço, R. S. Gonçalves and J. S. Alcaniz, *Limits on evolution of the fine-structure constant in runaway dilaton models from Sunyaev–Zeldovich observations*, *Phys. Lett. B* **767** (2017), 188–192, [arXiv:1701.07250 [astro-ph.CO]].
- [76] M.C.D Marsh, *Exacerbating the Cosmological Constant Problem with Interacting Dark Energy Models*, *Phys. Rev. Lett.* **118** (Jan., 2017), [arXiv:1606.01538].
- [77] S.M. Kotuš, M.T. Murphy, R.F. Carswell, *High-precision limit on variation in the fine-structure constant from a single quasar absorption system*, *MNRAS* **464** (Oct., 2016) 3679–3703, [arXiv:1609.03860].
- [78] J.-J. Zhang, L. Yin, C.-Q. Geng, *Cosmological constraints on $\Lambda(\alpha)$ CDM models with time-varying fine structure constant*, *Annals of Physics* **397** (Oct., 2018) 400–409, [arXiv:1809.04218].
- [79] L. R. Colaço, R. F. L. Holanda, R. Silva and J. S. Alcaniz, “Galaxy clusters and a possible variation of the fine structure constant,” *JCAP* **03** (2019), 014 [arXiv:1901.10947 [astro-ph.CO]].
- [80] S. J. Landau, *Variation of fundamental constants and white dwarfs*, *Proceedings of the International Astronomical Union* **15** (Oct., 2019) 45–59, [arXiv:2002.00095].
- [81] L. Lopez-Honorez, O. Mena, S. Palomares-Ruiz, et al., *Variations in fundamental constants at the cosmic dawn*, *JCAP* **2020** (Jun., 2020) 026–026, [arXiv:2004.00013].
- [82] R. S. Gonçalves, S. Landau, J. S. Alcaniz, et al., *Variation in the fine-structure constant and the distance-duality relation*, *JCAP* **2020** (JUN., 2020) 036–036, [arXiv:1907.02118].
- [83] L. Shao, Z.-G. Dai, Y.-Z. Fan, et al., *Implications of Understanding Short Gamma-Ray Bursts Detected by Swift*, *ApJ* **738** (Sep., 2011) 19, [arXiv:1104.5498].
- [84] P. Madau, M. Dickinson, *Cosmic Star Formation History*, *Ann. Rev. Astron. Astroph.* **52** (Aug., 2014) 415–486, [arXiv:1403.0007].
- [85] M. Bhattacharya, P. Kumar, E. V. Linder, *Fast radio burst dispersion measure distribution as a probe of helium reionization*, *Phys. Rev. D* **103** (May., 2021) 10, [arXiv:2010.14530].
- [86] N. Aghanim, Y. Akrami, M. Ashdown, et al., *Planck 2018 results. VI. Cosmological parameters*, *A&A* **641** (Sep., 2020) A6, [arXiv:1807.06209].
- [87] A. W. Hotan, J. D. Bunton, A. P. Chippendale, et al., *Australian square kilometre array pathfinder: I. system description*, *Astron. Soc. Australia* **38** (Mar., 2021) e009, [arXiv:2102.01870].
- [88] C. J. A. P. Martins *et al.* [ANDES], “Cosmology and fundamental physics with the ELT-ANDES spectrograph,” *Exper. Astron.* **57** (2024) no.1, 5, [arXiv:2311.16274 [astro-ph.CO]].
- [89] P.E. Dewdney, P.J. Hall, R.T. Schilizzi et al., *The Square Kilometre Array*, *IEEE* **97**(Jun., 2009) 1482–1496. <https://doi.org/10.1109/JPROC.2009.2021005>

- [90] C.W. James, E.M. Ghosh, J.X. Prochaska, et al., *A measurement of Hubble's Constant using Fast Radio Bursts*, *MNRAS* **516** (Sep., 2022) 4862–4881, [arXiv:2208.00819].
- [91] A. E. Lanman, S. Andrew, M. Lazda, et al., *CHIME/FRB Outriggers: KKO Station System and Commissioning Results 2024*, [arXiv:2402.07898].

A Supplementary Material

For completeness, we present below the best-fit results of our simulations for γ assuming $N = 500$ (Fig. 3) and $N = 1000$ (Fig. 4).

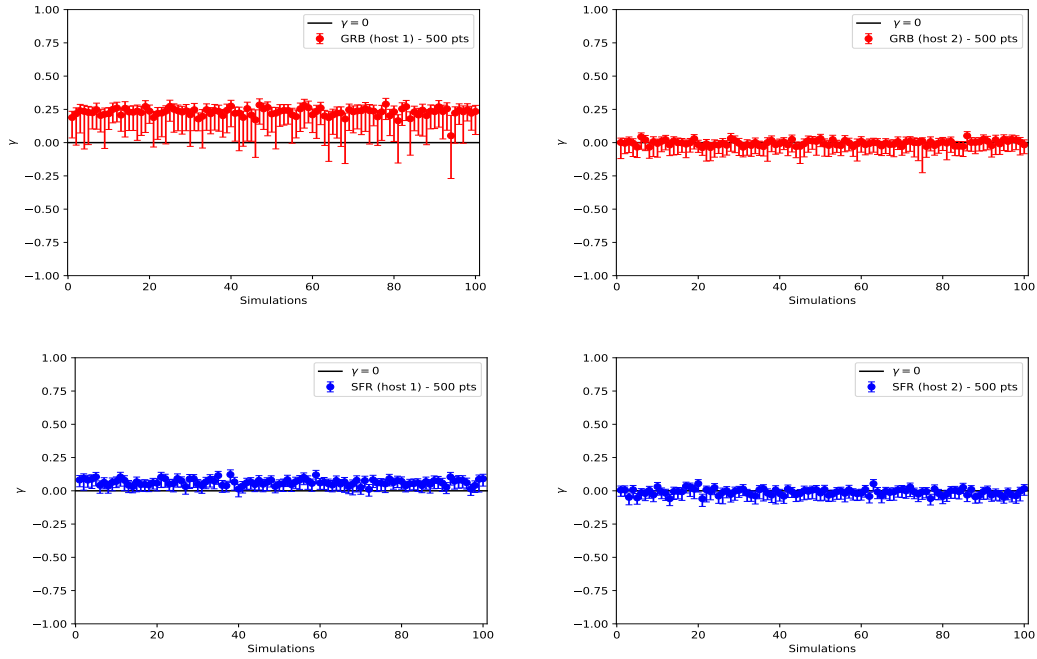


Figure 3. The best-fit of the 500 simulations of γ for GRB and SFR distributions considering $N = 500$ for host 1 and host 2.

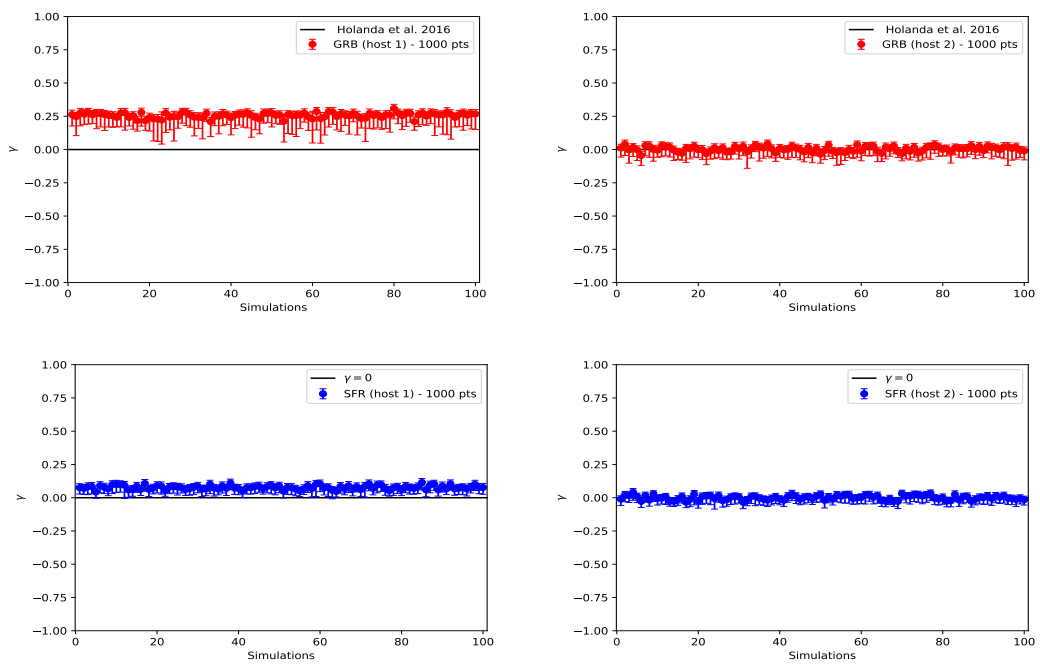


Figure 4. The same as in the previous figure, considering $N = 1000$.