

See It from My Perspective: Diagnosing the Western Cultural Bias of Large Vision-Language Models in Image Understanding

Amith Ananthram[◇] Elias Stengel-Eskin[†]
Carl Vondrick[◇] Mohit Bansal[†] Kathleen McKeown[◇]
[◇]Columbia University [†]UNC Chapel Hill
amith@cs.columbia.edu

Abstract

Vision-language models (VLMs) can respond to queries about images in many languages. However, beyond language, *culture* affects *how* we see things. For example, individuals from Western cultures focus more on the central figure in an image while individuals from Eastern cultures attend more to scene context (Nisbett et al., 2001). In this work, we present a novel investigation that demonstrates and localizes VLMs’ Western bias in image understanding. We evaluate large VLMs across subjective and objective visual tasks with culturally diverse images and annotations. We find that VLMs perform better on the Western subset than the Eastern subset of each task. Controlled experimentation tracing the source of this bias highlights the importance of a diverse language mix in text-only pre-training for building equitable VLMs, even when inference is performed in English. Moreover, while prompting in the language of a target culture can lead to reductions in bias, it is not a substitute for building AI more representative of the world’s languages. Our code/models are available at <https://github.com/amith-ananthram/see-it-from-my-perspective>.

1 Introduction

In *Ways of Seeing*, the art critic John Berger writes “The way we see things is affected by *what we know* and *what we believe*.” This knowledge and these beliefs are informed by culture (Goldstein, 1957). Research from the cognitive sciences shows that culture mediates aspects of visual perception like color grouping and attentional focus (Chiao and Harada, 2008). While many studies have found that language models exhibit a Western worldview in knowledge (e.g. entities) and be-

liefs (e.g. values) (Xu et al., 2024), how vision-language models (VLMs) see things remains understudied. Whose perspective do VLMs model? And what determines this perspective?

Recent progress in image-conditioned NLP has been driven by fusing pre-trained vision encoders with large language models (LLMs) to build VLMs (Alayrac et al., 2022; Liu et al., 2024). By leveraging the knowledge in the weights of their LLMs, these VLMs generalize to many image understanding tasks in a zero-shot fashion (Tsimpoukelli et al., 2021). Moreover, because these LLMs are often multilingual (Blevins and Zettlemoyer, 2022), the resultant VLMs can respond fluently to queries about images in many languages.

However, while VLMs can generate text in *different languages*, they should also reflect *different cultures*, accurately modeling their imagery and perspectives (see Figure 1). Prior work has shown that CLIP-style vision encoders suffer degraded performance on non-Western images in objective tasks like object identification (De Vries et al., 2019; Richards et al., 2023; Nwatu et al., 2023) due to the distribution of images seen during multimodal fusion (Shankar et al., 2017; Pouget et al., 2024). In contrast, we extend this analysis to subjective tasks and VLMs, focusing in particular on the effects of *language*: its distribution in text-only pre-training and its selection when prompting. We address two key research questions: 1) Is state-of-the-art VLM performance better on images and labels from the West than on images and labels from the East? 2) How does language affect this bias?

We systematically evaluate VLMs across *culturally diverse* image understanding tasks ranging from the objective to the subjective (Figure 3): object identification (Rojas et al., 2022), question answering (Goyal et al., 2017; Zhou et al., 2022), and art emotion classification (Mohamed et al., 2022). In every task, we find that nearly all the VLMs we evaluate exhibit a Western bias, one that is only

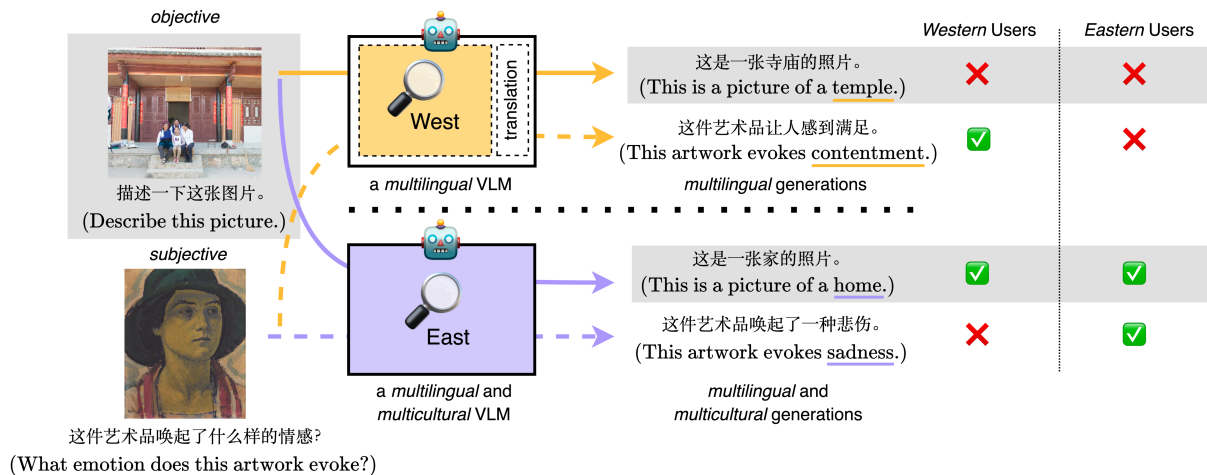


Figure 1: Whose perspective do VLMs model? Despite being *multilingual*, state-of-the-art VLMs exhibit a bias toward the imagery and perspectives of Western culture. In contrast, a more balanced language mix during text-only pre-training produces VLMs that are both *multilingual* and *multicultural*.

sometimes reduced by prompting in Chinese.

Next, to better understand the effect of language on bias in image understanding, we train comparable VLMs; specifically, we train multiple LLaVa variants (Liu et al., 2024) by fusing CLIP (Radford et al., 2021) with the 7B-parameter instruction-tuned variants of Llama2 and Baichuan2, which were pre-trained on 2 trillion (T) tokens of English and English/Chinese respectively (Touvron et al., 2023; Yang et al., 2023). We find that using a more balanced language mix during LLM pre-training reduces model bias in multimodal tasks, even when prompting in English. Moreover, while prompting in Chinese leads to reductions in bias, these reductions are much larger when Chinese is well represented during pre-training. These findings are more pronounced in subjective tasks like art emotion classification, but surprisingly, they still hold for objective tasks such as object identification where we might otherwise expect the pre-training language distribution to have no effect. Finally, while we might hope to see similar reductions by simply using a multilingual fusion corpus, we show this is no replacement for an LLM pre-trained on large quantities of Chinese text.

These results have important implications for the development and deployment of VLMs. Though models are better able to leverage culturally-relevant associations when prompted in the language spoken by a target culture, they do so much more effectively when that language was common during LLM pre-training. AI risks per-

petuating existing hegemonies online, resulting in algorithmic monoculture (Bender et al., 2021). In fact, concurrent work has shown that Western bias in VLM performance is being exacerbated as models scale (Richards et al., 2023). Truly representative and democratic multimodal AI requires investment in multilingual foundation models.

In summary, our contributions are:

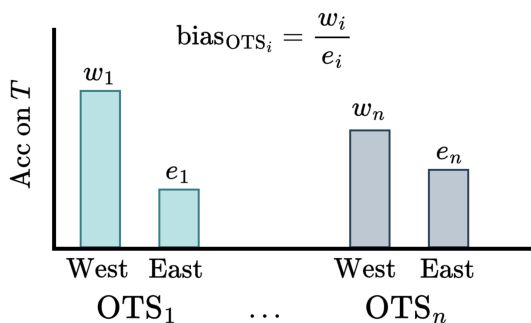
1. We show that state-of-the-art VLMs exhibit a Western bias on both objective and subjective visual tasks; this bias is not consistently reduced by prompting in Chinese.
2. We trace this Western bias to the language mix seen by VLMs during text-only pre-training; a more balanced mix reduces VLM bias, even when prompting in English.
3. While prompting in Chinese can reduce Western bias, it is much more effective when Chinese was common during pre-training.
4. Both a balanced pre-training language mix and prompting in Chinese yield significant reductions in bias for subjective tasks; interestingly, objective tasks also see reductions.

2 Related Work

Cognitive science has shown that individuals from Western and Eastern cultures exhibit regular differences in perception when categorizing colors, grouping objects and attending to images (Bornstein, 1975; Goh et al., 2007; Nisbett et al., 2001).

Step 1: Bias Characterization

Do off-the-shelf (OTS_{*i*}) VLMs have a Western bias?



Step 2: Bias Sourcing

What causes Western bias in VLMs?

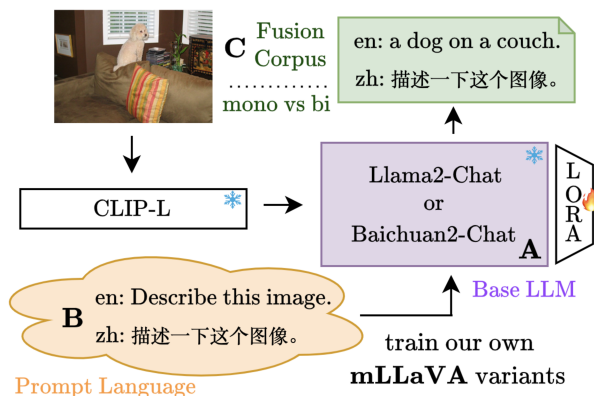


Figure 2: Our approach. **Step 1:** We measure the Western bias of off-the-shelf (OTS_{*i*}) VLMs on *culturally diverse* image understanding tasks by comparing their performance on each task’s Western and Eastern splits. **Step 2:** We train comparable multilingual VLMs (mLLaVA). We explore three model design choices focused on *language*: (A) the language mix in the pre-training corpus of the base LLM; (B) the prompting language; and (C) the language mix in the multimodal fusion corpus. We test each mLLaVA variant, measuring the effects of (A), (B), and (C) on Western bias in image understanding.

In the language only setting, prior work has probed models for such cultural alignment, finding that they exhibit a Western bias in the world knowledge (Naous et al., 2023) and values (Alkhamissi et al., 2024) they encode. In the multimodal setting, the focus has been on characterizing Western bias in object detection and scene understanding (De Vries et al., 2019; Liu et al., 2021; Richards et al., 2023; Nwatu et al., 2023), tracing it to the distribution of images used for multimodal fusion (Shankar et al., 2017; Pouget et al., 2024). Proposed methods for reducing this bias rely on painstakingly constructing static knowledge bases (Yin et al., 2023) from Wikipedia (which can reflect this same Western lens, Naous et al. (2023)) or complicated prompting pipelines tightly coupled to a single task (Song et al., 2024). Moreover, many methods assume that diverse concepts from different cultures are interchangeable (for example the Chinese *ehru* and Western drums), potentially stripping away culturally specific nuance (Zeng et al., 2023; Li and Zhang, 2023).

In contrast, we measure Western bias in both objective and subjective tasks where we want to *preserve* cultural differences. Moreover, while prior work has emphasized the effect of the pre-training image distribution on image understanding, we investigate the effects of the pre-training *language* distribution. Language reflects the lived

experience of the individuals who use it (Andreas, 2022). Ye et al. (2023) find that human written and machine generated image captions exhibit language-specific regularities. We extend their work to other image understanding tasks, focusing on cultural regularities and the language modeling choices that produce them. As most text online is unimodal (Villalobos et al., 2022), this understanding allows us to better leverage this valuable resource to build more representative VLMs.

3 Methods

We illustrate our approach in Figure 2. In step 1, we evaluate off-the-shelf (OTS_{*i*}) VLMs on *culturally diverse* image understanding tasks. We measure their Western bias by comparing their performance on each task’s Western and Eastern splits. In step 2, we train comparable multilingual VLMs (mLLaVA), measuring the effects of different language modeling choices on Western bias.

3.1 Tasks

We select three *culturally diverse* tasks to evaluate Western bias in image understanding (Figure 3): the objective tasks of object identification and question answering and the subjective task of art emotion classification. Each task exhibits *image diversity* (images from diverse places) and/or *label diversity* (labeled by diverse annotators).






Tasks	Object Identification	Question Answering	Art Emotion Classification
West	Dollar Street  home	VQAv2 / VLUE  Where is the child sitting? fridge	ArtELingo fear  contentment
East	 kitchenware	 How many cups of milk tea are in this image? one	

Figure 3: Examples from our *culturally diverse* image understanding tasks which range from the *objective* to the *subjective*: object identification, question answering and art emotion classification.

For each task T , we use images from North America/Western Europe and annotations by English language speakers as our Western evaluation set, $X_{\text{west}}, Y_{\text{west}}$; and we use images from China and annotations by Chinese language speakers as our Eastern evaluation set, $X_{\text{east}}, Y_{\text{east}}$. Neither choice is meant to be wholly representative of the West or the East. Instead, we have selected widely recognized exemplars of both. Moreover, we assume both the place an image was taken and the language spoken by an annotator are reasonable proxies for culture, a simplification made in other work as it is otherwise hard to stratify evaluation tasks by culture (Goldstein, 1957; Ye et al., 2023).

In the Eastern setting, we focus on the culture of China for several reasons. First, as it is the highest resourced of all non-Western cultures, the bias we measure here should be a floor for the bias relative to other cultures; as other cultures are less resourced, the problem should be worse. Second, our goal is to identify the effect of language on any Western bias we measure. This requires controlled experimentation with LLMs pre-trained on equivalently large quantities of non-Western language. This restricts us to Chinese (Xu et al., 2024).

3.1.1 Defining Bias

Our focus is *error disparity* – given an evaluation metric M and a task T with two disjoint sets X_A, Y_A and X_B, Y_B (where X are inputs, Y are their labels and A, B are values of attribute \mathcal{R}), a model f_θ that is unbiased with respect to \mathcal{R} should perform similarly on X_A and X_B (Dwork et al., 2012; Shah et al., 2019; Czarnowska et al., 2021).

That is, we expect:

$$M(f_\theta(X_A), Y_A) = M(f_\theta(X_B), Y_B) \quad (1)$$

The quotient between these two values is the bias of f_θ with respect to \mathcal{R} . As our concern is Western bias, \mathcal{R} is culture, and our metric is:

$$\text{bias}_{f_\theta} = \frac{M(f_\theta(X_{\text{west}}), Y_{\text{west}})}{M(f_\theta(X_{\text{east}}), Y_{\text{east}})} \quad (2)$$

which measures how many times as good f_θ is on the Western subset of T as on its Eastern subset. For example, if f_θ were unbiased at task T , we would expect its accuracy on its Western subset to be similar to its accuracy on its Eastern subset and $\text{bias}_{f_\theta} = 1$. However, if the accuracy of f_θ were twice as high on T 's Western subset, $\text{bias}_{f_\theta} = 2$.

3.2 Bias Characterization

To characterize the current state of Western bias in image-conditioned language generation, we select a representative set of n off-the-shelf VLMs, $\{\text{OTS}_i : 1 \leq i \leq n\}$, and evaluate each one on our selected tasks. Then, we measure the Western bias of each OTS_i (see ‘‘Step 1’’ in Figure 2).

We evaluate each OTS_i in a zero-shot, open-generation setting with no additional task specific fine-tuning. This is because most fine-tuning datasets for these tasks skew Western (they contain images from Western countries annotated by English speakers). Fine-tuning on such a dataset would complicate our evaluation of the underlying VLM’s bias. Additionally, given the trend in NLP towards large general purpose VLMs we believe that the zero-shot setting is also the most realistic.

We evaluate each OTS_i with English prompts and prompts in the majority language of our target culture, Chinese. This allows us to test whether VLMs model the perspective of a particular culture more effectively when queried in its language.

3.2.1 Evaluating Generations: M

Many of the OTS_i VLMs we evaluate exhibit limited capacity for in-context learning. Therefore, to fairly evaluate their performance, we prompt them in an open-ended setting and use another LLM to either evaluate their generations for correctness when the label set is very large, as it is for object identification and visual question answering, or to extract the nearest valid label when the label set is small, as it is for art emotion classification. This LLM is part of our evaluation metric, M .

Evaluating open-ended generation with LLMs has become increasingly popular in recent years as models have improved (Zheng et al., 2024). Recent work has found LLM judgments to be highly correlated with human ratings, especially for the short texts compared in image understanding tasks (Ging et al., 2023). In Section 4.2.2, we validate our choice of evaluator LLM by comparing its judgments to human ratings for a sample of our generations, confirming that the evaluator LLM does not exhibit any kind of bias (model bias, West/East bias) that would confound our results.

3.3 Bias Sourcing

While we can characterize Western bias in existing VLMs, such a characterization does not allow us to make causal claims regarding its source. Each of the state-of-the-art VLMs we evaluate differ from one another across many different axes – in # of parameters, their pre-training corpus characteristics and in their task-specific fine-tuning.

Thus, to disentangle the effects of language modeling choices, we train our own comparable VLMs (**mLLaVA**). We follow the training recipe of LLaVa: we fuse a pre-trained image encoder to a pre-trained base LLM by training on a multimodal fusion corpus of paired images and text (Liu et al., 2024). To allow direct comparison, we keep the image encoder and other hyperparameters fixed and systematically explore three axes of variation (the letters below correspond to **mLLaVA** elements in “Step 2” of Figure 2):

- A) the language composition during pre-training of the base LLM (for the same # of tokens)

- B) the prompting language during inference

- C) and, the language composition (monolingual/multilingual) during multimodal fusion (for the same images and semantic content).

By training models that only vary along these axes, we can granularly test the effects of language on Western bias in image understanding.

3.3.1 Measuring Reductions in Bias

Individual models will have different strengths – one might be better than another model at both the Western and Eastern split of a particular task. This task-specific strength is orthogonal to bias reduction. Some model A could be much better on the Western split of a particular task and only slightly better on the Eastern split when compared to another model B . Even though A performs better than B on the Eastern split due to its strength in that task, it is more biased than B . Therefore, when evaluating the effects of modeling choices, we measure the resultant *reduction in bias*.

4 Experiments

4.1 Tasks

For each of our tasks, we pick benchmarks to be our Western and Eastern splits. For examples, see Figure 3. For summary statistics and prompts, see Table 1 and Section 8.1 of the Appendix.

4.1.1 Object Identification: Dollar Street

To measure Western bias in object identification, we use the Dollar Street corpus (Rojas et al., 2022). This dataset contains images of 289 everyday objects manually labeled and uploaded by individuals from around the world (exhibiting both *image diversity* and *label diversity*). Example labels include “toothbrush”, “toilet” and “tv”.

We only use the images from the USA and China. English labels were machine translated into Chinese¹ and corrected by a native speaker.

We evaluate against this dataset in an open generation setting. As some images are annotated with multiple labels, we score VLM generations permissively, granting a model credit if a generation matches any of its image’s correct labels.

4.1.2 Question Answering: VQAv2 & VLUE

To measure Western bias in question answering, we use VQAv2 and VLUE (Goyal et al., 2017;

¹via the Google Translate API

Zhou et al., 2022). VQAv2 serves as our Western split. Its images were found by querying websites like Flickr for Western concepts from ImageNet (Lin et al., 2014). 80%+ of the images are from North America or Europe (Kirillov et al., 2023). They were then annotated by English language speakers. The out-of-domain VQA test set from VLUE is our Eastern split. Its images come from MARVL, where native Chinese speakers queried online sources for specific Chinese cultural concepts (Liu et al., 2021). The questions in VLUE were written by English speakers in the style of VQAv2. Thus, our VQA splits exhibit high *image diversity* and low *label diversity*. Like Dollar Street, we consider this task to be *objective*.

We randomly subsample a Western split from VQAv2 of a size similar to our Eastern split. Each question appears twice, with different images and answers. This ensures that models must consider the image to perform well (Goyal et al., 2017).

As our questions and answers are in English, to allow inference in Chinese, we concatenate questions and answers (to preserve short answer meanings) and translate them with the Google Translate API. A native Chinese speaker manually evaluated 50 of these translations, assigning them an average score of 3.82/4, indicating high quality.

4.1.3 Emotions in Artwork: ArtELingo

To measure Western bias in art emotion classification, we use the ArtELingo corpus (Achlioptas et al., 2021; Mohamed et al., 2022). ArtELingo contains emotion labels and textual rationales from English and Chinese speaking annotators for 80,000 works from WikiArt. It covers 9 emotions: 4 positive (amusement, awe, contentment, excitement), 4 negative (anger, disgust, fear, sadness) and a catch-all, “something else”. Each work of art receives at least 5 annotations for each language. While this task is *subjective*, we consider only the works of art with moderately high agreement in a language (≥ 3 annotators) to ensure cultural consensus. Additionally, we ignore all cases where the majority label was “something else”.

A particularly interesting subset in ArtELingo are those works of art where English annotators identified a positive emotion and Chinese annotators identified a negative emotion (or vice versa). For this *opposite valence* subset, we can be sure that the disagreement in labels between English and Chinese annotators extends beyond imperfect translation of emotion labels. They were each per-

ceiving the artwork differently.

The artwork in ArtELingo was predominantly created by Western artists so this benchmark exhibits low *image diversity* but high *label diversity*.

Due to the size of the corpus, we evaluate on only its smaller “test” split when characterizing the Western bias of our off-the-shelf models. However, when we explore the sources of bias in our **mLLaVA** variants, we use the full corpus.

Finally, we evaluate against this dataset in an open-generation setting. While we prompt each VLM to pick among the 8 emotions we consider, most generations are verbose. Thus, as described in Section 3.2.1, we use our evaluator LLM to extract the closest emotion to each generation.

4.2 Bias Characterization

4.2.1 Off-the-Shelf Models: OTS_i

We select representative large VLMs that differ along multiples axes (pre-training corpus, parameter count, etc.): the English BLIP2-OPT-7B and BLIP2-Flan-T5-XXL (Li et al., 2023), LLaVA-0-Llama-7B, LLaVA-1-Llama-7B, LLaVA-1.5-Llama-7B and LLaVA-1.5-Mistral-7B² (Liu et al., 2021, 2023); the bilingual (English/Chinese) Qwen-VL-7B and Qwen-VL-7B-Chat (Bai et al., 2023); and the multilingual mBLIP-mT0-XL and mBLIP-Bloomz-7B (Geigle et al., 2023).

4.2.2 Evaluating Generations: M

As we generate text from both our off-the-shelf models OTS_i and our **mLLaVA** variants in an open-ended setting, we use a separate LLM, Mistral-7B-Instruct-v0.2, to evaluate VLM generations for both Dollar Street and VQA (Jiang et al., 2023). We opt for Mistral instead of GPT-4 as it is significantly cheaper (using GPT-4 to score all of our generations would cost nearly \$10,000) and perfectly reproducible (the weights are fixed and publicly available). We validate Mistral’s effectiveness by comparing its judgments to those from native English and Chinese speakers for a sample of our generations. It performs similarly to GPT-4 and exhibits no West/East bias. See Section 8.2 and Table 2 for details.

For ArtELingo, as it only has 8 emotion labels, we use Mistral to select the emotion closest to the one described in each VLM generation rather than using it as a scorer. We use this extracted emotion prediction to calculate accuracy and F1.

²<https://huggingface.co/SkunkworksAI/BakLLaVA-1>

4.3 Bias Sourcing

In the sections below, (A) and (C) refer to mLLaVA elements in “Step 2” of Figure 2.

4.3.1 Base LLMs (A)

To measure the effect of a base LLM’s pre-training language mix on downstream bias in image understanding, we choose two base LLMs with different mixes but that are otherwise comparable: Llama2 and Baichuan2 (Touvron et al., 2023; Yang et al., 2023). We use the 7B parameter, instruction-tuned (“Chat”) variants of both models, each of which was pre-trained on 2T tokens of text. Their most significant difference is the language composition of their pre-training corpora: Llama2 was predominantly trained on English while Baichuan2 was trained on a balanced mix of English and Chinese.

4.3.2 Fusion Corpus Construction (C)

For each of our base LLMs, we train English, Chinese and bilingual (English and Chinese) variants. This requires 3 comparable multimodal fusion corpora: English, Chinese and bilingual. For English, we use the fusion corpus that was constructed to train the original LLaVA models: a pre-training dataset of 595,375 image-text pairs from CC3M and 157,712 synthetically generated visual instructions for images from MS-COCO (Lin et al., 2014; Liu et al., 2024). For Chinese, we rely on a publicly available machine translation³ of this corpus which we ask native speakers to evaluate. While the language in this corpus is not naturally occurring Chinese, a random sample of 50 translations received an average score of 3.76/4, indicating high quality. For our bilingual corpus, we randomly sample half of each monolingual corpus, ensuring no image overlap between the two. This results in 3 equivalently sized fusion corpora with semantically equivalent captions for the same set of images in English or Chinese.

4.3.3 Training Details

We train 6 mLLaVA variants (2 base LLMs \times 3 fusion corpora) using the publicly released LLaVA recipe (Liu et al., 2024). Additional details can be found in the Appendix, Section 8.3.

³<https://huggingface.co/datasets/LinkSoul/Chinese-LLaVA-Vision-Instructions>

5 Results

5.1 Do state-of-the-art VLMs exhibit a Western bias in image understanding?

In Figure 4, we plot the Western (y -axis) and Eastern (x -axis) performance of our off-the-shelf VLMs OTS_i on each of our evaluation tasks. **90% of the VLMs we evaluate exhibit a Western bias on each task** – they lie above the $west = east$ line. This holds for more objective tasks like object identification and VQA and more subjective tasks like art emotion classification.

Moreover, in **only 27/40 model task evaluations, Western bias is reduced when prompting in Chinese** (Figure 5). 8 models have reduced bias on Dollar Street, 8 have reduced bias on VQA, and 5 – 6 have reduced bias on ArtELingo. **While some VLMs are less biased when prompted in Chinese, this is not consistently true for all.**

Interestingly, a model that benefits from Chinese prompting in one task tends to see benefits in other tasks as well. This is the case for BLIP2-Flan-T5, LLaVA-0, LLaVA-1, LLaVA-1.5 (Llama / Mistral) and mBLIP-mT0. This suggests that the ability to leverage Chinese for better Eastern image understanding is a model-specific quality.

It is also instructive to consider models which perform well while exhibiting the least bias in English (i.e., with the shortest residuals from the $west = east$ line). The mBLIP models (the diamond and circle markers) are two examples (Geigle et al., 2023). One defining characteristic of these VLMs is that their base LLMs are the multilingual mT0 and Bloomz (Muennighoff et al., 2022). It is possible that these VLMs leverage more diverse associations from their multilingual pre-training corpora during multimodal inference. We investigate this further in the next section.

5.2 Bias Sourcing

In Figures 6a, 6b and 6c, we plot the reductions in bias we see due to each of our modeling choices.

First, we note that base LLMs endow their VLMs with strengths in different tasks. When a Llama2-based model is better than the Baichuan2-based model in one split (West or East) for a particular task, it is generally better at the other split too. For example, in English, the Llama2-based models are better at object identification while Baichuan2-based models are better at visual question answering and art emotion classification.

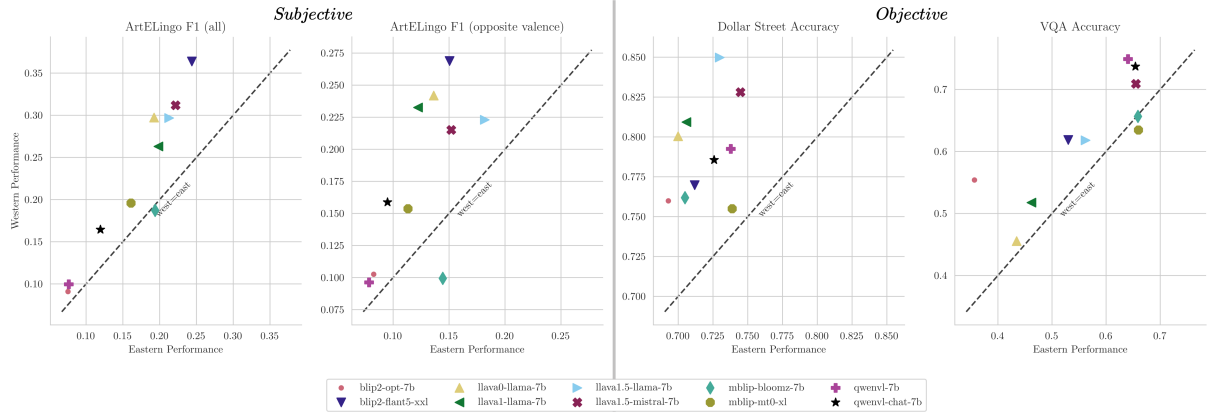


Figure 4: The performance of off-the-shelf OTS_i VLMs on our evaluation tasks when prompted in English. The y -axis measures the performance on the Western split; the x -axis, the Eastern split. **Most models exhibit a Western bias across all tasks** (they fall above the $west = east$ line).

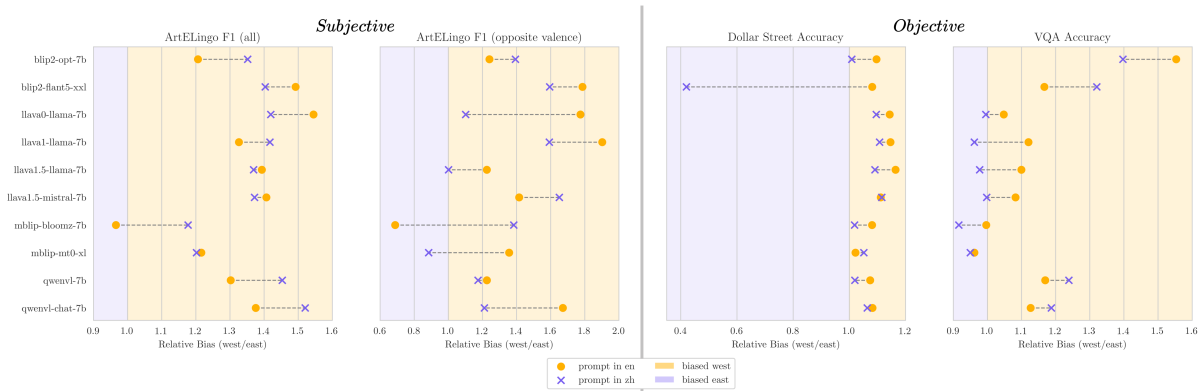


Figure 5: The bias (Western performance divided by Eastern performance) of each of our OTS_i VLMs when prompted in English (●) and Chinese (×). Markers that fall in the **gold** region indicate a Western bias; in the **purple** region, an Eastern bias. **While Western bias reductions are seen across all tasks when prompting in Chinese, these reductions are not consistently seen in every model.**

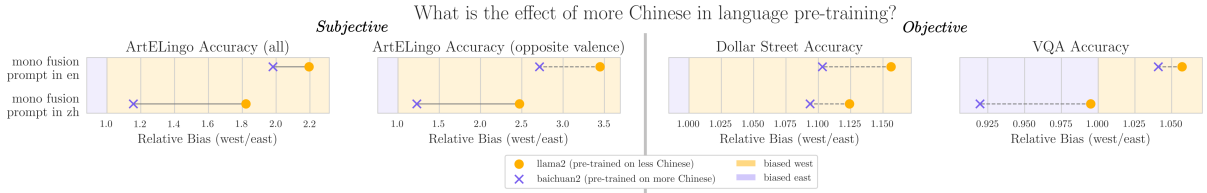
However, our focus is the bias of each model as measured by the ratio between its performance on a task’s Western and Eastern splits (Equation 2). For instance, a model with a bias of 1 is unbiased while 2 means it performs twice as well on the Western split. As our interest is in how bias changes with modeling choices, we measure the difference in bias between two comparable mLLaVA variants, calculating significance using a two-factor design (Krzywinski, 2014). Full results (with p values) are in the Appendix, Table 3.

5.2.1 How does the language mix of the LLM affect bias in image understanding?

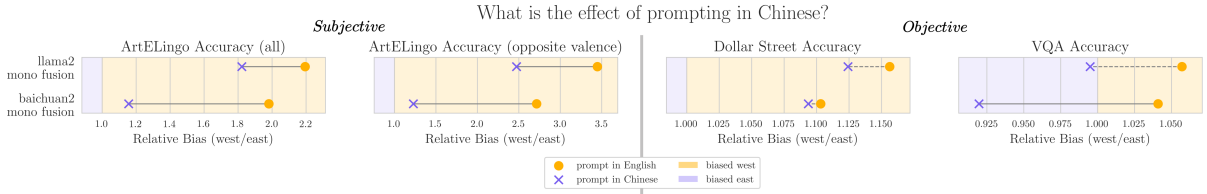
We find that **pre-training the base LLM on a more balanced mix of languages (that is, more Chinese as for Baichuan2) reduces Western bias in image understanding** (Figure 6a).

We observe **reductions in bias for both objective and subjective tasks when prompting in Chinese**. For Dollar Street, we see reductions in Western bias from 1.12 to 1.09 (Western accuracy went from 1.12 times the Eastern accuracy to 1.09 times) and for VQA we see reductions of $0.99 \rightarrow 0.92$. On the subjective ArtELingo, we see significant reductions in Western bias of $1.82 \rightarrow 1.16$ on the full benchmark (indicated by “all”) and $2.47 \rightarrow 1.23$ on the subset where English and Chinese speakers disagree on the valence of the emotion (indicated by “opp val”).

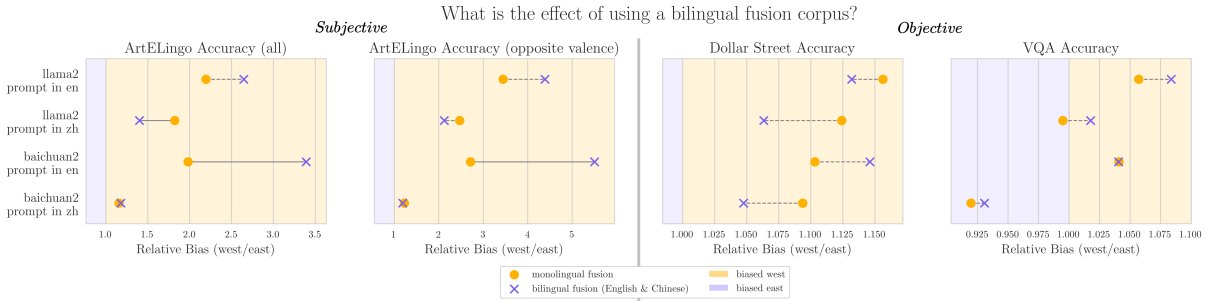
We also see that more Chinese during text-only pre-training significantly **reduces bias for subjective tasks when prompting in English**. On ArtELingo, we see reductions of $2.20 \rightarrow 1.98$ and $3.45 \rightarrow 2.71$ on “all” and “opp val” respectively.



(a) ● indicates that the base LLM is the mostly English Llama2, ✕ the bilingual (English/Chinese) Baichuan2. **More Chinese during text-only pre-training reduces Western bias on objective and subjective tasks when prompting in Chinese; it also reduces Western bias on subjective tasks when prompting in English.**



(b) ● indicates prompting in English, ✕ in Chinese. **While prompting in Chinese reduces Western bias, the reductions are larger (and more significant) when Chinese was well-represented during text-only pre-training.**



(c) ● indicates a monolingual fusion corpus, ✕ bilingual (English and Chinese). **On subjective tasks, a bilingual fusion corpus ties a prompt language to the visual perspective of its speakers, especially for English.**

Figure 6: The change in bias (Western performance divided by Eastern performance) of each our mLLaVA variants. Markers that fall in the gold region indicate a Western bias; in the purple region, an Eastern bias. Unbroken lines indicate bias reductions that are significant at the $\alpha = 0.05$ level.

5.2.2 How does the prompting language affect bias in image understanding?

Prompting in the language spoken by a target culture reduces Western bias on objective and subjective image understanding tasks but it is more effective if that language was common during LLM pre-training (Figure 6b).

With the mostly English Llama2 as our base LLM, we see reductions in Western bias on VQA of $1.06 \rightarrow 1.00$ when prompting in Chinese. On the subjective ArtELingo, we see significant bias reductions of $2.20 \rightarrow 1.82$ and $3.45 \rightarrow 2.47$ on the “all” and “opp val” subsets respectively.

With the bilingual Baichuan2 as our base LLM, we see a significant reduction in bias of $1.04 \rightarrow 0.92$ on the objective VQA. And on ArtELingo, we see significant reductions in bias of $1.98 \rightarrow 1.16$ (on “all”) and $2.72 \rightarrow 1.23$ (on “opp val”).

5.2.3 How does the fusion language mix affect bias in image understanding?

Finally, our results show that **training on a balanced language mix during multimodal fusion yields no consistent change in Western bias in objective image understanding tasks.** However, on subjective tasks, a bilingual fusion corpus results in a **stronger alignment between the prompting language and the visual perspective of speakers of that language, especially for English and the Western perspective (Figure 6c).**

With Llama2, including Chinese during multimodal fusion increases Western bias on ArtELingo (“all”) when prompting in English (from $2.19 \rightarrow 2.65$) but including English decreases bias on “all” and “opp val” when prompting in Chinese ($1.82 \rightarrow 1.40$, $2.47 \rightarrow 2.12$).

With the bilingual Baichuan2, including Chinese during multimodal fusion increases west Western

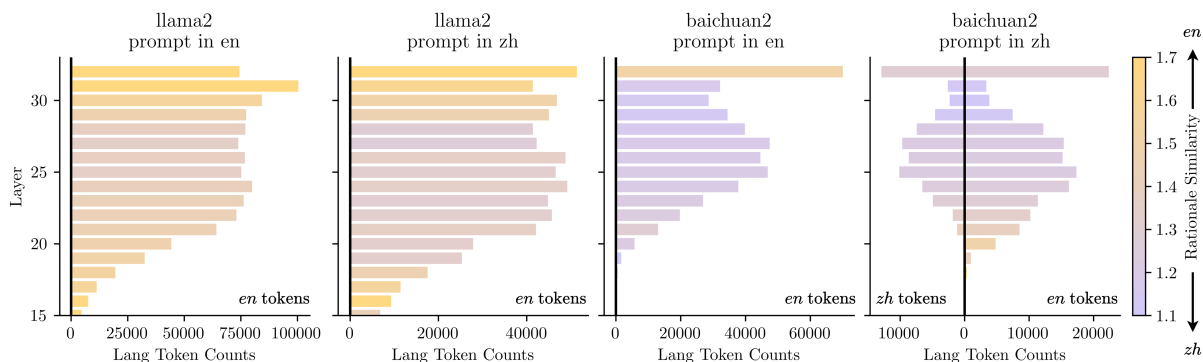


Figure 7: We map hidden states from our mLLaVA VLMs for images in ArtELingo’s *opp val* subset to their nearest tokens (Nostalgebraist, 2020). Despite generating fluent Chinese, our Llama2 VLM’s hidden states map to English; in contrast, in our Baichuan2 VLM, they map to both English and Chinese. Moreover, in both Baichuan2 VLMs, mapped tokens are more similar to ArtELingo’s Chinese rationales.

bias on both subsets of ArtELingo when prompting in English (1.98 \rightarrow 3.40, 2.71 \rightarrow 5.50) but including English leaves Western bias unchanged when prompting in Chinese.

5.2.4 Why do Baichuan2 variants generate more culturally aligned Chinese?

The much larger reductions in bias we see from using Chinese to prompt Baichuan2 suggests that while Llama2 generates fluent Chinese, it is not effectively modeling the visual perspective of a Chinese language speaker. In Figure 7, we explore this mechanistically by decoding hidden states from our Llama2 and Baichuan2 mLLaVA variants for images in ArtELingo’s *opposite valence* subset using the logit lens (Nostalgebraist, 2020). For Llama2, hidden states only decode to English, even when trained to generate Chinese, while for Baichuan2, they decode to both English and Chinese. Moreover, the decoded hidden states from Baichuan2 are more similar to the rationales provided by Chinese language annotators for their annotations than the decoded hidden states from their Llama2 counterparts; unlike Llama2, Baichuan2 actually leverages associations that are culturally Chinese. Thus, our work provides corroborating evidence in image understanding (both *intrinsic*, via probing, and *extrinsic*, via task evaluation) for a prior study that showed that Llama2 “works” in English (Wendler et al., 2024). Technical details of this probing are in Section 8.4 of the Appendix.

6 Discussion and Conclusion

Our work clearly demonstrates that current VLMs exhibit a Western bias in image understanding, one

that stems in part from the mix of languages included in their text-only pre-training. While we focus on Chinese for technical reasons (because it is resourced enough for controlled experimentation), we believe that this fact also lends greater weight to our results: it is a floor for Western bias. We should expect the bias relative to other less-resourced cultures to be even greater.

Prior work has shown that LLMs encode world (and cultural) knowledge from their pre-training corpora in their weights (Kassner et al., 2021). Our work extends this analysis to VLMs. Including more Chinese in *language pre-training* results in a VLM with reduced Western bias in *image understanding*. On objective tasks, VLMs built on top of multilingual LLMs leverage relevant knowledge from pre-training to make sense of culturally diverse images. And on subjective tasks, these VLMs are better able to model a non-Western perspective, even when prompted in English.

Finally, while some work has extended VLMs to many languages via machine translation during multimodal fusion (Zhou et al., 2021; Geigle et al., 2023), our results suggest that there are limitations to such an approach. LLMs trained on large amounts of naturally occurring non-English language learn culture-specific associations from that text relevant to diverse image understanding. The short texts seen in multimodal corpora likely contain little cultural knowledge. And, if machine translation is employed to produce such a corpus, we should expect even less. The Western bias of these VLMs cannot be fixed in the final stages of model development – its remediation requires consideration from the start (Santy et al., 2023).

7 Acknowledgements

This research is being developed in part with funding from the Defense Advanced Research Projects Agency (DARPA) Cross-Cultural Understanding (CCU) program under Contract No HR001122C0034 and the ECOLE program under Contract No HR00112390060, the National Science Foundation and by DoD OUSD (R&E) under Cooperative Agreement PHY-2229929 (The NSF AI Institute for Artificial and Natural Intelligence) and DRL-2112635 (the NSF AI Engage Institute), the Columbia Center for Artificial Intelligence and Technology (CAIT) and ONR Grant N00014-23-1-2356. The views, opinions and/or findings expressed are those of the authors and should not be interpreted as representing the official views or policies of the Department of Defense, the National Science Foundation or the U.S. Government.

References

- Panos Achlioptas, Maks Ovsjanikov, Kilichbek Haydarov, Mohamed Elhoseiny, and Leonidas J Guibas. 2021. Artemis: Affective language for visual art. In *Proceedings of the IEEE/CVF Conference on Computer Vision and Pattern Recognition*, pages 11569–11579.
- Jean-Baptiste Alayrac, Jeff Donahue, Pauline Luc, Antoine Miech, Iain Barr, Yana Hasson, Karel Lenc, Arthur Mensch, Katherine Millican, Malcolm Reynolds, et al. 2022. Flamingo: a visual language model for few-shot learning. *Advances in neural information processing systems*, 35:23716–23736.
- Badr AlKhamissi, Muhammad ElNokrashy, Mai AlKhamissi, and Mona Diab. 2024. Investigating cultural alignment of large language models. *arXiv preprint arXiv:2402.13231*.
- Jacob Andreas. 2022. Language models as agent models. *arXiv preprint arXiv:2212.01681*.
- Jinze Bai, Shuai Bai, Shusheng Yang, Shijie Wang, Sinan Tan, Peng Wang, Junyang Lin, Chang Zhou, and Jingren Zhou. 2023. Qwen-vl: A frontier large vision-language model with versatile abilities. *arXiv preprint arXiv:2308.12966*.
- Emily M Bender, Timnit Gebru, Angelina McMillan-Major, and Shmargaret Shmitchell. 2021. On the dangers of stochastic parrots: Can language models be too big? In *Proceedings of the 2021 ACM conference on fairness, accountability, and transparency*, pages 610–623.
- Terra Blevins and Luke Zettlemoyer. 2022. Language contamination helps explain the cross-lingual capabilities of english pretrained models. *arXiv preprint arXiv:2204.08110*.
- Marc H Bornstein. 1975. The influence of visual perception on culture 1. *American Anthropologist*, 77(4):774–798.
- Joan Chiao and T Harada. 2008. Cultural neuroscience of consciousness: From visual perception to self-awareness. *Journal of Consciousness studies*, 15(10-11):58–69.
- Alexis Conneau, Kartikay Khandelwal, Naman Goyal, Vishrav Chaudhary, Guillaume Wenzek, Francisco Guzmán, Edouard Grave, Myle Ott, Luke Zettlemoyer, and Veselin Stoyanov. 2019. Unsupervised cross-lingual representation learning at scale. *arXiv preprint arXiv:1911.02116*.
- Paula Czarrowska, Yogarshi Vyas, and Kashif Shah. 2021. Quantifying social biases in nlp: A generalization and empirical comparison of extrinsic fairness metrics. *Transactions of the Association for Computational Linguistics*, 9:1249–1267.
- Terrance De Vries, Ishan Misra, Changan Wang, and Laurens Van der Maaten. 2019. Does object recognition work for everyone? In *Proceedings of the IEEE/CVF conference on computer vision and pattern recognition workshops*, pages 52–59.
- Cynthia Dwork, Moritz Hardt, Toniann Pitassi, Omer Reingold, and Richard Zemel. 2012. Fairness through awareness. In *Proceedings of the 3rd innovations in theoretical computer science conference*, pages 214–226.
- Gregor Geigle, Abhay Jain, Radu Timofte, and Goran Glavaš. 2023. mblip: Efficient bootstrapping of multilingual vision-llms. *arXiv preprint arXiv:2307.06930*.

- Simon Ging, Maria Alejandra Bravo, and Thomas Brox. 2023. Open-ended vqa benchmarking of vision-language models by exploiting classification datasets and their semantic hierarchy. In *The Twelfth International Conference on Learning Representations*.
- Joshua O Goh, Michael W Chee, Jiat Chow Tan, Vinod Venkatraman, Andrew Hebrank, Eric D Leshikar, Lucas Jenkins, Bradley P Sutton, Angela H Gutchess, and Denise C Park. 2007. Age and culture modulate object processing and object—scene binding in the ventral visual area. *Cognitive, Affective, & Behavioral Neuroscience*, 7(1):44–52.
- Leon J Goldstein. 1957. On defining culture. *American Anthropologist*, 59(6):1075–1081.
- Yash Goyal, Tejas Khot, Douglas Summers-Stay, Dhruv Batra, and Devi Parikh. 2017. Making the v in vqa matter: Elevating the role of image understanding in visual question answering. In *Proceedings of the IEEE conference on computer vision and pattern recognition*, pages 6904–6913.
- Edward J Hu, Yelong Shen, Phillip Wallis, Zeyuan Allen-Zhu, Yuanzhi Li, Shean Wang, Lu Wang, and Weizhu Chen. 2021. Lora: Low-rank adaptation of large language models. *arXiv preprint arXiv:2106.09685*.
- Albert Q Jiang, Alexandre Sablayrolles, Arthur Mensch, Chris Bamford, Devendra Singh Chaplot, Diego de las Casas, Florian Bressand, Gianna Lengyel, Guillaume Lample, Lucile Saulnier, et al. 2023. Mistral 7b. *arXiv preprint arXiv:2310.06825*.
- Nora Kassner, Philipp Dufter, and Hinrich Schütze. 2021. Multilingual lama: Investigating knowledge in multilingual pre-trained language models. *arXiv preprint arXiv:2102.00894*.
- Alexander Kirillov, Eric Mintun, Nikhila Ravi, Hanzi Mao, Chloe Rolland, Laura Gustafson, Tete Xiao, Spencer Whitehead, Alexander C Berg, Wan-Yen Lo, et al. 2023. Segment anything. In *Proceedings of the IEEE/CVF International Conference on Computer Vision*, pages 4015–4026.
- James Kirkpatrick, Razvan Pascanu, Neil Rabinowitz, Joel Veness, Guillaume Desjardins, Andrei A Rusu, Kieran Milan, John Quan, Tiago Ramalho, Agnieszka Grabska-Barwinska, et al. 2017. Overcoming catastrophic forgetting in neural networks. *Proceedings of the national academy of sciences*, 114(13):3521–3526.
- Martin Krzywinski. 2014. Two-factor designs: when multiple factors can affect a system, allowing for interaction can increase sensitivity. *Nature Methods*, 11(12):1187–1189.
- Junnan Li, Dongxu Li, Silvio Savarese, and Steven Hoi. 2023. Blip-2: Bootstrapping language-image pre-training with frozen image encoders and large language models. In *International conference on machine learning*, pages 19730–19742. PMLR.
- Zhi Li and Yin Zhang. 2023. Cultural concept adaptation on multimodal reasoning. In *Proceedings of the 2023 Conference on Empirical Methods in Natural Language Processing*, pages 262–276.
- Tsung-Yi Lin, Michael Maire, Serge Belongie, James Hays, Pietro Perona, Deva Ramanan, Piotr Dollár, and C Lawrence Zitnick. 2014. Microsoft coco: Common objects in context. In *Computer Vision—ECCV 2014: 13th European Conference, Zurich, Switzerland, September 6–12, 2014, Proceedings, Part V 13*, pages 740–755. Springer.
- Fangyu Liu, Emanuele Bugliarello, Edoardo Maria Ponti, Siva Reddy, Nigel Collier, and Desmond Elliott. 2021. Visually grounded reasoning across languages and cultures. *arXiv preprint arXiv:2109.13238*.
- Haotian Liu, Chunyuan Li, Yuheng Li, and Yong Jae Lee. 2023. Improved baselines with visual instruction tuning. *arXiv preprint arXiv:2310.03744*.
- Haotian Liu, Chunyuan Li, Qingyang Wu, and Yong Jae Lee. 2024. Visual instruction tuning. *Advances in neural information processing systems*, 36.
- Youssef Mohamed, Mohamed Abdelfattah, Shyma Alhuwaidar, Feifan Li, Xiangliang Zhang, Kenneth Church, and Mohamed Elhoseiny. 2022. Artelingo: A million emotion

- annotations of wikiart with emphasis on diversity over language and culture. In *Proceedings of the 2022 Conference on Empirical Methods in Natural Language Processing*, pages 8770–8785.
- Niklas Muennighoff, Thomas Wang, Lintang Sutawika, Adam Roberts, Stella Biderman, Teven Le Scao, M Saiful Bari, Sheng Shen, Zheng-Xin Yong, Hailey Schoelkopf, et al. 2022. Crosslingual generalization through multitask finetuning. *arXiv preprint arXiv:2211.01786*.
- Tarek Naous, Michael J Ryan, Alan Ritter, and Wei Xu. 2023. Having beer after prayer? measuring cultural bias in large language models. *arXiv preprint arXiv:2305.14456*.
- Richard E Nisbett, Kaiping Peng, Incheol Choi, and Ara Norenzayan. 2001. Culture and systems of thought: holistic versus analytic cognition. *Psychological review*, 108(2):291.
- Nostalgebraist. 2020. [Interpreting gpt: The logit lens](#). *LessWrong*.
- Joan Nwatu, Oana Ignat, and Rada Mihalcea. 2023. Bridging the digital divide: Performance variation across socio-economic factors in vision-language models. *arXiv preprint arXiv:2311.05746*.
- Angéline Pouget, Lucas Beyer, Emanuele Bugliarello, Xiao Wang, Andreas Peter Steiner, Xiaohua Zhai, and Ibrahim Alabdulmohsin. 2024. No filter: Cultural and socioeconomic diversity in contrastive vision-language models. *arXiv preprint arXiv:2405.13777*.
- Alec Radford, Jong Wook Kim, Chris Hallacy, Aditya Ramesh, Gabriel Goh, Sandhini Agarwal, Girish Sastry, Amanda Askell, Pamela Mishkin, Jack Clark, et al. 2021. Learning transferable visual models from natural language supervision. In *International conference on machine learning*, pages 8748–8763. PMLR.
- Megan Richards, Polina Kirichenko, Diane Bouchacourt, and Mark Ibrahim. 2023. Does progress on object recognition benchmarks improve real-world generalization? *arXiv preprint arXiv:2307.13136*.
- William A Gaviria Rojas, Sudnya Damos, Keertan Ranjan Kini, David Kanter, Vijay Janapa Reddi, and Cody Coleman. 2022. The dollar street dataset: Images representing the geographic and socioeconomic diversity of the world. In *Thirty-sixth Conference on Neural Information Processing Systems Datasets and Benchmarks Track*.
- Sebastin Santy, Jenny T Liang, Ronan Le Bras, Katharina Reinecke, and Maarten Sap. 2023. N|positionality: Characterizing design biases of datasets and models. *arXiv preprint arXiv:2306.01943*.
- Deven Shah, H Andrew Schwartz, and Dirk Hovy. 2019. Predictive biases in natural language processing models: A conceptual framework and overview. *arXiv preprint arXiv:1912.11078*.
- Shreya Shankar, Yoni Halpern, Eric Breck, James Atwood, Jimbo Wilson, and D Sculley. 2017. No classification without representation: Assessing geodiversity issues in open data sets for the developing world. *arXiv preprint arXiv:1711.08536*.
- Yueqi Song, Simran Khanuja, and Graham Neubig. 2024. What is missing in multilingual visual reasoning and how to fix it. *arXiv preprint arXiv:2403.01404*.
- Hugo Touvron, Louis Martin, Kevin Stone, Peter Albert, Amjad Almahairi, Yasmine Babaei, Nikolay Bashlykov, Soumya Batra, Prajjwal Bhargava, Shruti Bhosale, et al. 2023. Llama 2: Open foundation and fine-tuned chat models. *arXiv preprint arXiv:2307.09288*.
- Maria Tsimpoukelli, Jacob L Menick, Serkan Cabi, SM Eslami, Oriol Vinyals, and Felix Hill. 2021. Multimodal few-shot learning with frozen language models. *Advances in Neural Information Processing Systems*, 34:200–212.
- Pablo Villalobos, Jaime Sevilla, Lennart Heim, Tamay Besiroglu, Marius Hobbhahn, and Anson Ho. 2022. Will we run out of data? an analysis of the limits of scaling datasets in machine learning. *arXiv preprint arXiv:2211.04325*.
- Chris Wendler, Veniamin Veselovsky, Giovanni Monea, and Robert West. 2024. Do llamas work in english? on the latent language

of multilingual transformers. *arXiv preprint arXiv:2402.10588*.

Yuemei Xu, Ling Hu, Jiayi Zhao, Zihan Qiu, Yuqi Ye, and Hanwen Gu. 2024. A survey on multilingual large language models: Corpora, alignment, and bias. *arXiv preprint arXiv:2404.00929*.

Aiyuan Yang, Bin Xiao, Bingning Wang, Borong Zhang, Ce Bian, Chao Yin, Chenxu Lv, Da Pan, Dian Wang, Dong Yan, et al. 2023. Baichuan 2: Open large-scale language models. *arXiv preprint arXiv:2309.10305*.

Andre Ye, Sebastin Santy, Jena D Hwang, Amy X Zhang, and Ranjay Krishna. 2023. Cultural and linguistic diversity improves visual representations. *arXiv preprint arXiv:2310.14356*.

Da Yin, Feng Gao, Govind Thattai, Michael Johnston, and Kai-Wei Chang. 2023. Givl: Improving geographical inclusivity of vision-language models with pre-training methods. In *Proceedings of the IEEE/CVF Conference on Computer Vision and Pattern Recognition*, pages 10951–10961.

Yan Zeng, Wangchunshu Zhou, Ao Luo, Ziming Cheng, and Xinsong Zhang. 2023. Cross-view language modeling: Towards unified cross-lingual cross-modal pre-training. In *Proceedings of the 61st Annual Meeting of the Association for Computational Linguistics (Volume 1: Long Papers)*, pages 5731–5746.

Lianmin Zheng, Wei-Lin Chiang, Ying Sheng, Siyuan Zhuang, Zhanghao Wu, Yonghao Zhuang, Zi Lin, Zhuohan Li, Dacheng Li, Eric Xing, et al. 2024. Judging llm-as-a-judge with mt-bench and chatbot arena. *Advances in Neural Information Processing Systems*, 36.

Mingyang Zhou, Luwei Zhou, Shuohang Wang, Yu Cheng, Linjie Li, Zhou Yu, and Jingjing Liu. 2021. Uc2: Universal cross-lingual cross-modal vision-and-language pre-training. In *Proceedings of the IEEE/CVF Conference on Computer Vision and Pattern Recognition*, pages 4155–4165.

Wangchunshu Zhou, Yan Zeng, Shizhe Diao, and Xinsong Zhang. 2022. Vlue: A multi-task multi-dimension benchmark for evaluat-

ing vision-language pre-training. In *International Conference on Machine Learning*, pages 27395–27411. PMLR.

8 Appendix

8.1 Inference Prompts

8.1.1 Object Identification

1. *English*: What object is in this image?
2. *Chinese*: 这张图片中是什么物体?

8.1.2 Visual Question Answering

For visual question answering, questions (in English and in Chinese) were used as prompts.

8.1.3 Art Emotion Classification

1. *English*: What emotion does this work of art evoke?
2. *Chinese*: 这件艺术作品唤起了什么样的情感?

8.2 Evaluation Prompts

1. *Object Identification*: A1: "[GENERATION]" A2: "[LABEL]" Does A2 refer to an object described in A1? Yes or no.
2. *Question Answering*: Q1: "[QUESTION]" A1: "[GENERATION]" A2: "[LABEL]" Is A2 equivalent to A1 when answering question Q? Yes or no.
3. *Art Emotion Classification*: "[GENERATION]" Which of the following emotions is closest to the one described in the previous text: amusement, anger, awe, contentment, disgust, excitement, fear, sadness. Answer in a single word.

8.3 mLLaVA Training Details

We use LORA (Hu et al., 2021) to train each mLLaVA variant in 2 phases: multimodal pre-training and visual instruction tuning. This allows us to freeze our base LLMs, mitigating catastrophic forgetting of pre-trained knowledge (Kirkpatrick et al., 2017) and enabling training each variant on 4 NVIDIA A100 GPUs in a single day.

8.4 mLLaVA Probing Details

To create Figure 7, for a particular mLLaVA variant, we embed every image in ArtELingo’s *opposite valence* subset, extracting hidden states from each layer of its base LLM. Then, we decode these

hidden states using the logit lens (Nostalgebraist, 2020); we consider only the tokens with decoded probability greater than 40%. This results in a set of subword tokens for each image & layer. We map these tokens to the most frequent word on Wikipedia that contains that token⁴, producing a list of words (in English and Chinese) for each layer. For a given layer, we count the number of English and Chinese words across all images to produce the “Lang Token Counts” in Figure 7.

Then, for each image, we use XLM-R (Conneau et al., 2019) to compute similarities between each of its decoded words at a particular layer and its English and Chinese language annotation rationales (included in ArtELingo). We take the mean of its similarities with English rationales and the mean of its similarities with Chinese rationales to produce per-layer, per-language similarity scores for each image. We average the per-language scores across all images for every layer, computing the ratio between the two. This value is depicted by the “Rationale Similarity” coloring in Figure 7.

⁴Using frequency lists from <https://github.com/IlyaSemenov/wikipedia-word-frequency>

Task	Subset	West		East		ID	LD
		Benchmark	# Ex.	Benchmark	# Ex.		
Object Ident.	–	Dollar Street (us)	1,012	Dollar Street (cn)	1,003	↑	↑
VQA	–	VQAv2*	2,000	VLUE	2,128	↑	↓
Art Emotions	all	ArtELingo	2,066	ArtELingo	4,254	↓	↑
			28,888 [†]		50,329 [†]		
	opp. val.		214		214		
			2,746 [†]		2,746 [†]		

Table 1: Summary statistics for our chosen evaluation datasets. The asterisk on VQAv2 indicates that the corpus is subsampled. The † on ArtELingo indicates the use of the full corpus (rather than only the test set). ID: image diversity. LD: label diversity. For examples from each dataset, see Figure 3.

Task	Subset	Mistral Accuracy	GPT-4 Accuracy
Dollar Street	all	0.8375	0.8812
	llama2	0.8375	0.8875
	baichuan2	0.8375	0.8750
	west	0.8375	0.8750
	east	0.8375	0.8875
VQA	all	0.9167	0.8375
	llama2	0.9250	0.8500
	baichuan2	0.9083	0.8250
	west	0.9333	0.8583
	east	0.9000	0.8167

Table 2: Comparison of two evaluator LLMs: Mistral-7B and GPT-4. We ask native English and Chinese speakers to manually judge a random sample of 160 Dollar Street and 240 VQA model generations (stratified by model and West/East). When graded against these human judgments, Mistral performs comparably to GPT-4 on Dollar Street and outperforms GPT-4 on VQA. Moreover, it does not exhibit a strong model or West/East bias, making it a good choice to evaluate our open-ended generations.

	M	L	West	East	Bias	Δ_{llm}		Δ_{lang}		Δ_{fus}	
						Bias	Diff	p	Bias	Diff	p
Dollar Street	L_m	en	0.789	0.682	1.156						
		zh	0.651	0.579	1.124			0.032	0.234		
	B_m	en	0.749	0.679	1.103	0.053	0.192				
		zh	0.696	0.636	1.094	0.031	0.682	0.010	0.718		
	L_{bi}	en	0.794	0.702	1.122					0.024	0.609
		zh	0.640	0.602	1.093					0.061	0.269
	B_{bi}	en	0.723	0.631	1.109					-0.043	0.443
		zh	0.660	0.630	1.086					0.046	0.323
VQA	L_m	en	0.534	0.506	1.057						
		zh	0.404	0.406	0.995			0.062	0.157		
	B_m	en	0.540	0.519	1.041	0.016	0.729				
		zh	0.427	0.464	0.920	0.075	0.105	0.121	0.008		
	L_{bi}	en	0.494	0.456	1.084					-0.027	0.672
		zh	0.362	0.356	1.018					-0.023	0.696
	B_{bi}	en	0.555	0.533	1.041					0.000	0.985
		zh	0.440	0.473	0.931					-0.011	0.836
ArtELingo (all)	L_m	en	0.292	0.133	2.195						
		zh	0.233	0.128	1.822			0.373	0.000		
	B_m	en	0.291	0.147	1.981	0.213	0.000				
		zh	0.367	0.318	1.156	0.666	0.000	0.825	0.000		
	L_{bi}	en	0.245	0.092	2.647					-0.452	0.076
		zh	0.240	0.171	1.401					0.421	0.000
	B_{bi}	en	0.219	0.065	3.393					-1.411	0.004
		zh	0.267	0.227	1.178					-0.022	0.053
ArtELingo (opp. val.)	L_m	en	0.249	0.072	3.448						
		zh	0.207	0.084	2.472			0.976	0.000		
	B_m	en	0.241	0.089	2.715	0.733	0.081				
		zh	0.306	0.249	1.228	1.244	0.000	1.487	0.000		
	L_{bi}	en	0.220	0.050	4.389					-0.941	0.625
		zh	0.185	0.087	2.124					0.349	0.055
	B_{bi}	en	0.221	0.040	5.505					-2.790	0.032
		zh	0.288	0.242	1.190					0.039	0.526

Table 3: The accuracy, Western biases and Western bias reductions of our mLLaVA variants on our image understanding tasks. M indicates the base LLM, either the mostly English Llama2 (L) or the English and Chinese Baichuan2 (B); the subscript indicates use of a monolingual (m) or bilingual (bi) fusion corpus. L indicates the prompting language. West and East indicate the accuracy on the Western and Eastern split of each task. Bias indicates the Western bias (West / East). Δ_{llm} , Δ_{lang} and Δ_{fus} indicate the change in Western bias when changing the base LLM from Llama2 to Baichuan2, the prompting language from English to Chinese or the fusion corpus from monolingual to bilingual. p indicates p -values calculated using a two-factor design (Krzywinski, 2014). **Bolded** entries are significant at the $\alpha = 0.05$ level.