

Sensitivity analysis of colored noise-driven interacting particle systems

Josselin Garnier,^{1,*} Harry L. F. Ip,^{2,†} and Laurent Mertz^{2,‡}

¹*Centre de Mathématiques Appliquées, Ecole Polytechnique,
Institut Polytechnique de Paris, 91120 Palaiseau, France*

²*Department of Mathematics, City University of Hong Kong,
Kowloon, Hong Kong, China*

(Dated: June 18, 2024)

We propose an efficient sensitivity analysis method for a wide class of colored noise-driven interacting particle systems (IPS). Our method is based on unperturbed simulations and significantly extends the Malliavin weight sampling method proposed by Szamel (EPL, 117 (2017) 50010) for evaluating sensitivities such as linear response functions of IPS driven by simple Ornstein-Uhlenbeck processes. We show that the sensitivity index depends not only on two effective parameters that characterize the variance and correlation time of the noise, but also on the noise spectrum. In the case of a single particle in a harmonic potential, we obtain exact analytical formulas for two types of linear response functions. By applying our method to a system of many particles interacting via a repulsive screened Coulomb potential, we compute the mobility and effective temperature of the system. Our results show that the system dynamics depend, in a nontrivial way, on the noise spectrum.

CONTENTS

| | |
|--|----|
| I. Introduction | 2 |
| A. Review of fundamental work | 2 |
| B. Our contribution: sensitivity analysis with general spectra | 3 |
| II. Noise structures | 4 |
| A. General formulation | 4 |
| B. Particular colored noise structures and spectra | 5 |
| III. Sensitivity indices of colored noise driven systems | 7 |
| A. The case where BB^T is nonsingular | 7 |
| B. The case where BB^T is singular but A, B, C have the Brunowski form | 8 |
| IV. Explicit sensitivity formulas for a particle in a harmonic potential | 8 |
| V. Sensitivity analysis for an interacting particle system in a screened Coulomb potential | 11 |
| VI. Conclusion | 13 |
| VII. Appendix: Proofs and details of weight formulas | 14 |
| A. Derivation of our first main result | 14 |
| B. Derivation of our second main result | 15 |
| 1. Case $n' = 2$ in detail | 16 |
| 2. Case $n' \geq 1$: key steps | 20 |
| 3. Technical lemmata | 21 |
| C. Details of weight formulas | 23 |
| 1. Weight formulas associated with (25) | 23 |
| 2. Weight formulas associated with (26) | 23 |
| 3. Weight formulas associated with (27) | 24 |
| 4. Weight formulas associated with (28) | 24 |
| Acknowledgement | 27 |

* josselin.garnier@polytechnique.edu

† harryip2@cityu.edu.hk

‡ lmertz@cityu.edu.hk

I. INTRODUCTION

Sensitivity analysis methods were initially developed for stochastic processes used in financial engineering, specifically in dealing with price sensitivities of financial products - often referred to as “Greeks” (see, for instance, [1, Chapter 7] and [2]). Over the last decade, applications of these methods have emerged in the physics literature for non-equilibrium systems. They address the sensitivities of complex, white, and colored noise-driven systems (e.g., active matter) with respect to certain types of perturbations [3–5]. In this area, a fundamental problem is to characterize the sensitivity of complex systems to perturbations by an external force from their steady state. Understanding the changes of a physical system in response to an internal or external perturbation can give crucial insights into the underlying physics, as evidenced by [5–10]. Our goal is to show that it is possible to answer these questions from unperturbed simulations even when the system and the driving noise are complex. It should also be pointed out that sensitivity indices, such as linear response functions for equilibrium systems, can be obtained from the fluctuation-dissipation relations (FDRs) and correlation functions evolving with unperturbed dynamics [11, 12]. We further mention that techniques that allow one to calculate the sensitivity indices with simulations of the unperturbed system have been proposed [13–15] in a different context, that of Ising spin systems (discrete in space or time).

A. Review of fundamental work

A considerable leap forward in this direction of research has been made with the work of Warren and Allen [4]. They introduce a simple computational approach for responses to infinitesimal changes in internal or external parameters in stochastic Brownian dynamics simulations, which may be in or out of equilibrium. The method is closely related to the methods developed for the “Greeks”, particularly those related to likelihood ratios and Malliavin calculus. Indeed, the method does not require simulating the perturbed system, but in addition to simulating the unperturbed system, it requires following extra stochastic variables. The latter corresponds to the derivatives of the probability density with respect to the parameter of interest. Warren and Allen have coined the term “Malliavin weight” for these variables. They consider a cluster of N particles, each in \mathbb{R}^d , $x_\lambda = (x_{1,\lambda}, \dots, x_{N,\lambda})$ satisfying

$$\dot{x}_\lambda = \frac{D}{k_B T_{\text{eff}}^{\text{sp}}} F_\lambda(x_\lambda) + \sqrt{2D}\dot{w}, \quad (1)$$

where \dot{w} is an n -dimensional Gaussian white noise (time derivative of a n -dimensional Wiener process w), $n = Nd$, $D > 0$ is the diffusion coefficient (assumed to be the same for all particles), k_B is the Boltzmann constant, and $T_{\text{eff}}^{\text{sp}}$ is the single-particle effective temperature. Here, λ is a scalar (real) parameter of interest for sensitivity analysis and the function $F_\lambda = (F_{1,\lambda}, \dots, F_{N,\lambda})$ specifies the external forces. The Malliavin weight is the real-valued random process q_λ given by

$$\forall t \geq 0, \quad q_\lambda(t) = \frac{\sqrt{D}}{\sqrt{2k_B T_{\text{eff}}^{\text{sp}}}} \int_0^t \frac{\partial F_\lambda}{\partial \lambda}(x_\lambda(s)) \cdot dw(s). \quad (2)$$

The notation \cdot is the inner product in \mathbb{R}^n , and the equation should be understood as an Itô’s stochastic integral. Warren and Allen have shown that for any test function $\Phi : \mathbb{R}^n \rightarrow \mathbb{R}$

$$\forall t \geq 0, \quad \frac{d}{d\lambda} \langle \Phi(x_\lambda(t)) \rangle_\lambda \Big|_{\lambda=0} = \langle \Phi(x_0(t)) q_0(t) \rangle. \quad (3)$$

They have applied their method to a nonequilibrium-driven steady state formed by a cluster of particles in a two-dimensional harmonic trap under shear. Here, $\langle \dots \rangle_\lambda$ denotes averaging for the system prepared at $t = 0$ in the steady state corresponding to the force F_0 and then evolving for $t > 0$ under the influence of the modified force F_λ . The notation $\langle \dots \rangle$ is for the unperturbed steady state average $\langle \dots \rangle_0$. Eq. (3) shows that the estimation of the sensitivity index can be carried out with trajectories of the unperturbed dynamics (1) at $\lambda = 0$, only, together with the Malliavin weight (2) at $\lambda = 0$. Warren and Allen’s technique has been employed in [5] to test analytical predictions with new Green-Kubo-like expressions for the diffusivity and mobility with unperturbed simulations. It has also been used in [16] to complete an experimental study on the effective temperature via the violation of FDRs for a system of active Brownian particles (ABP) with inertia. The authors have investigated theoretically and numerically the linear response and effective temperature for a single particle. It should be noted that beyond the scope of sensitivity analysis,

significant applications of Formula (3) have been proposed for optimizing the steady state of a self-assembling colloid [6]. This formula makes it possible to obtain an explicit formula for gradients used in the optimization procedure, thus avoiding errors in approximations such as with finite differences [17].

Another success in this line of research is a nontrivial generalization of the Malliavin Weight Sampling (MWS) method as proposed by Szamel [3]. He introduced a method for calculating sensitivities of statistics for non-equilibrium systems expressed as colored noise-driven systems. In particular, he studied the evolution of a cluster of particles under the influence of self-propulsion represented by a colored noise. The components of the particles are driven by independent, identically distributed stationary Gaussian noises with a correlation time $\tau_p > 0$. The driving process f (taking values in \mathbb{R}^n , $n = Nd$) is of the form

$$\tau_p df = -f dt + \sigma dw, \quad (4)$$

where w is a n -dimensional Wiener process and $\sigma > 0$ is the noise strength. More precisely, $\sigma = \sqrt{2\xi_0 T_{\text{eff}}^{\text{SP}}} = \xi_0 \sqrt{2D_0}$ where ξ_0 is the viscous friction coefficient and $D_0 = T_{\text{eff}}^{\text{SP}} \xi_0^{-1}$. The resulting state variable describing the cluster of particles x (taking values in \mathbb{R}^n) satisfies

$$\dot{x} = \xi_0^{-1}(F(x) + f). \quad (5)$$

Since Szamel is interested in sensitivities (under steady state) in response to drift perturbations, he replaces F by $F_\lambda = F + \lambda \hat{F}$ for some function \hat{F} and he studies the derivative with respect to λ at $\lambda = 0$ of some moments. With F_λ , the state variable is denoted by $x_\lambda^{\tau_p}$. The sensitivity of its statistics can be computed using the following formula valid for any test function $\Phi : \mathbb{R}^n \rightarrow \mathbb{R}$:

$$\forall t \geq 0, \quad \left. \frac{d}{d\lambda} \langle \Phi(x_\lambda^{\tau_p}(t)) \rangle_\lambda \right|_{\lambda=0} = \langle \Phi(x_0^{\tau_p}(t))(q_0^{\tau_p}(t) + p_0^{\tau_p}(t)) \rangle + \tau_p \langle \dot{\Phi}(x_0^{\tau_p}(t)) q_0^{\tau_p}(t) \rangle, \quad (6)$$

where the auxiliary variables $p_0^{\tau_p}$ and $q_0^{\tau_p}$ are called Malliavin weights and satisfy

$$\begin{aligned} q_0^{\tau_p}(t) &= \frac{1}{\xi_0 \sigma} \int_0^t \hat{F}(x_0^{\tau_p}(s)) \cdot dw(s), \\ p_0^{\tau_p}(t) &= \frac{\tau_p}{\xi_0^2 \sigma} \int_0^t \left[\left((F(x_0^{\tau_p}(s)) + f(s)) \cdot \nabla_x \right) \hat{F}(x_0^{\tau_p}(s)) \right] \cdot dw(s). \end{aligned}$$

Here, $\dot{\Phi}(x_0^{\tau_p}(t))$ means $d(\Phi(x_0^{\tau_p}(t)))/dt$. When τ_p vanishes in Szamel's formula (6), the second term and $p_0^{\tau_p}$ vanish as well, leaving a term that is equivalent to Warren and Allen's formula (3). In addition to several examples given by Szamel that we shall examine in this paper, noticeable applications of his method have been given by Maggi et al. [18] in which they focused on the dynamics of active particles self-propelled by (4). This system falls within the framework of Szamel, where for each $1 \leq i \leq N$, $F_i(x) = -\sum_j \nabla_{x_i} \phi(\|x_i - x_j\|)$ and $\|x_i - x_j\|$ is the distance between two particles x_i and x_j . The repulsive interaction potential between two particles is $\phi(r) = \beta r^{-\alpha}$, $\alpha, \beta > 0$. All particles are in \mathbb{R}^d with $d = 2$ or 3 . Such an active matter system driven out of thermal equilibrium is a fundamental model for the physics of self-propelled particles (natural or artificial) and has been studied by many authors [7–10].

B. Our contribution: sensitivity analysis with general spectra

In Section III, we propose new formulas for the sensitivity indices of complex systems: complex systems such as interacting particle systems modeled by an equation of the form (5), where the driving noise (self-propulsion) f is a stationary Gaussian noise with mean zero and with a general spectrum. We distinguish two types of noise: noise with the same regularity as Brownian motion and noise with more regularity. In addition, we obtain, in each of these cases, formulas generalizing (6). Naturally, in the same spirit as the works of Warren & Allen and Szamel, these formulas allow for the evaluation of sensitivities such as time-dependent linear response functions for active particle systems propelled by persistent (colored) noise from unperturbed simulations. To compare results and to clarify the role of the noise spectrum, we calibrate the parameters of the noise spectra to keep the same amplitude (temperature) and correlation time for the different types of noise. In doing so, we will be able to ascertain whether these parameters are sufficient to determine the sensitivity indices. Furthermore, our formulas agree with Szamel's formulas when the noise takes the form of a simple Ornstein-Uhlenbeck (OU) process as in (4). We recover Szamel's formulas from ours when the noise is a simple Ornstein-Uhlenbeck (OU) process, as in (4). In Section IV, we consider a single particle in a harmonic potential and obtain exact analytical formula for two types of perturbations (linear response

functions). Finally, in Section V, we apply our method to compute the mobility function and effective temperature of a system of many particles interacting via a repulsive screened Coulomb potential. Our study shows that the sensitivity indices also depend on the noise spectrum, not only on the two effective parameters that characterize the amplitude and correlation time of the noise. Coupled with the general need to accurately capture the physical impacts of perturbations on interacting particle systems driven by colored noise, these findings demonstrate the usefulness and relevance of our sensitivity analysis method.

II. NOISE STRUCTURES

In Subsection II A, we give the general form of driving noise for which we propose new representation formulas for the sensitivity indices in Section III. In Subsection II B, we provide a few explicit examples of noise spectra that turn out to give different sensitivity indices despite having identical variance and correlation time.

A. General formulation

We consider the system for the state variable x driven by the noise $f = Cy$:

$$\dot{x} = \xi_0^{-1} (F(x) + Cy), \quad (7)$$

$$\dot{y} = -Ay + B\dot{w}. \quad (8)$$

This is the unperturbed dynamics. The perturbed dynamics are obtained by replacing F with F_λ . Here

- The state variable $x(\cdot)$ takes values in \mathbb{R}^n , the driving noise process $y(\cdot)$ takes values in \mathbb{R}^q , and the Wiener process $w(\cdot)$ is p -dimensional, $n, q, p \geq 1$,
- $F_\lambda = F + \lambda\hat{F}$ for $\lambda \in \mathbb{R}$, where F, \hat{F} are functions from \mathbb{R}^n to \mathbb{R}^n ,
- A, B, C are matrices: $A \in \mathbb{R}^{q \times q}$, $B \in \mathbb{R}^{q \times p}$, $C \in \mathbb{R}^{n \times q}$.

The matrices A, B, C and the function \hat{F} are assumed to satisfy the following hypotheses:

- All eigenvalues of A have positive real parts (equivalently, $-A$ is a stable matrix).
- The matrix BB^T is nonsingular, or BB^T is singular but A, B , and C have the Brunowski form [19]: There exist integers $n', q' \geq 1$, matrices $A_k \in \mathbb{R}^{q' \times q'}$ for $k = 1, \dots, n'$, a matrix $\bar{B} \in \mathbb{R}^{q' \times p}$, and a matrix $\bar{C} \in \mathbb{R}^{n \times q'}$, such that $q = n'q'$,

$$A = \begin{pmatrix} O_{q'} & -I_{q'} & O_{q'} & \cdots & O_{q'} \\ O_{q'} & O_{q'} & -I_{q'} & \cdots & O_{q'} \\ \vdots & \vdots & \vdots & \ddots & \vdots \\ O_{q'} & O_{q'} & O_{q'} & \cdots & -I_{q'} \\ A_1 & A_2 & A_3 & \cdots & A_{n'} \end{pmatrix}, \quad B = \begin{pmatrix} O_{q' \times p} \\ O_{q' \times p} \\ \vdots \\ O_{q' \times p} \\ \bar{B} \end{pmatrix},$$

$$C = (\bar{C} \quad O_{n \times q'} \quad \cdots \quad O_{n \times q'}), \quad (9)$$

and $\bar{B}\bar{B}^T \in \mathbb{R}^{q' \times q'}$ is nonsingular (here $O_{p \times q}$ denotes the null matrix of size $p \times q$, $O_p = O_{p \times p}$, and I_p is the identity matrix of size p).

- $\hat{F} \in \text{Im}(C)$, more exactly, there exists a function E from \mathbb{R}^n to \mathbb{R}^q such that $\hat{F} = CE$ when BB^T is nonsingular, or there exists a function \bar{E} from \mathbb{R}^n to $\mathbb{R}^{q'}$ such that $\hat{F} = \bar{C}\bar{E}$ when A, B, C have the Brunowski form (9) and $\bar{B}\bar{B}^T$ is nonsingular.

The first condition ensures the ergodicity of the driving noise y . The second condition ensures that the stationary distribution has a multivariate Gaussian density (with the asymptotic variance matrix $\int_0^\infty \exp(-As)BB^T \exp(-A^T s)ds$), and it is also used to get a simple enough representation formula of the sensitivity index (a more general hypothesis such as the Kalman rank condition that “the augmented matrix $(B \ AB \ A^2B \ \cdots \ A^{q-1}B)$ has rank q ” could be considered but it would lead to complicated formulas that go beyond the scope of this paper). The third condition guarantees that the derivative of F_λ with respect to λ belongs to the space explored by the noise. This is an important property that allows us to get an expression for a sensitivity index with respect to λ in terms of an expectation that

involves only the unperturbed trajectory at $\lambda = 0$ and a Malliavin weight. The model above is versatile, as it covers the case of one one-dimensional particle and the case of many multi-dimensional particles, as we will see below.

In the next subsection, we present examples of colored noise with general spectrum that satisfy the above assumptions: the Gaussian processes with n independent and identically distributed (i.i.d.) components with power spectral density (11) belong to the first case (BB^T is nonsingular) while the Gaussian processes with n i.i.d. components with power spectral density (14) belong to the second case (BB^T is singular but A, B, C have the Brunowski form).

B. Particular colored noise structures and spectra

For a n -dimensional OU process f defined by (4), the correlation function of each component is

$$c_{\text{ou}}(t) = \frac{\xi_0 T_{\text{eff}}^{\text{SP}}}{\tau_p} \exp\left(-\frac{|t|}{\tau_p}\right)$$

and the corresponding power spectral density (PSD) is

$$\hat{c}_{\text{ou}}(\omega) \triangleq \int_{-\infty}^{\infty} e^{-i\omega t} c_{\text{ou}}(t) dt = \frac{2\xi_0 T_{\text{eff}}^{\text{SP}}}{1 + \omega^2 \tau_p^2}. \quad (10)$$

The OU process f defined by (4) belongs to the first case described in Subsection II A (BB^T is nonsingular) because (4) reads as (8) with $A = \tau_p^{-1} I_n$, $B = \sigma \tau_p^{-1} I_n$, and $C = I_n$.

We want to consider more general situations in which f is an n -dimensional process whose components are i.i.d. and belong to a class of zero-mean stationary Gaussian processes (SGP) with a PSD which we denote $\hat{c}(\omega)$. We want to compare situations with the same effective temperature $T_{\text{eff}}^{\text{SP}}$, which is given in terms of the PSD by

$$2\xi_0 T_{\text{eff}}^{\text{SP}} = \hat{c}(0) = \int_{-\infty}^{\infty} c(t) dt.$$

For white noise forces $f = f_{\text{wn}}$, a comparable situation is $f_{\text{wn}} = \sqrt{2\xi_0 T_{\text{eff}}^{\text{SP}}} \dot{w}$ (where \dot{w} is a n -dimensional white noise) so that $\hat{c}_{\text{wn}}(\omega) = 2\xi_0 T_{\text{eff}}^{\text{SP}}$, but here the correlation time is 0. When dealing with persistent/colored noise with PSD $\hat{c}(\omega)$, in addition to having the same $T_{\text{eff}}^{\text{SP}}$, we want to compare situations with the same correlation time τ_c . We propose to define it as the root-mean-square (rms) width of the correlation function through the relation

$$\tau_c^2 \triangleq -\frac{\hat{c}''(0)}{\hat{c}(0)} = \frac{\int_{-\infty}^{\infty} t^2 c(t) dt}{\int_{-\infty}^{\infty} c(t) dt}.$$

For an n -dimensional OU process f defined by (4), this gives $\tau_c = \sqrt{2}\tau_p$. We want to check whether the form of the PSD is important or whether the knowledge of $T_{\text{eff}}^{\text{SP}}$ and τ_c is sufficient to characterize the dynamics and the sensitivity of a system driven by such a colored noise. Although the results on the sensitivity indices will be established for general noise models, in the numerical applications, we will consider two special forms of PSD that we describe now.

1. First, we will consider a PSD of the form

$$\hat{c}(\omega) \triangleq \frac{1}{2} \sum_{k=1}^r \frac{\sigma_k^2}{1 + (\omega - \omega_k)^2 / \ell_k^2} + \frac{\sigma_k^2}{1 + (\omega + \omega_k)^2 / \ell_k^2}. \quad (11)$$

Its corresponding correlation function is

$$c(t) = \frac{1}{2} \sum_{k=1}^r \sigma_k^2 \ell_k e^{-|t|/\ell_k} \cos(\omega_k t).$$

When $r = 1$, we can consider parameters $(\sigma_1, \omega_1, \ell_1)$ satisfying

$$\hat{c}(0) = \frac{\sigma_1^2}{1 + \gamma_1^2} = 2\xi_0 T_{\text{eff}}^{\text{SP}} \quad \text{and} \quad -\frac{\hat{c}''(0)}{\hat{c}(0)} = \frac{p_1 \sigma_1^2 / \ell_1^2}{2\xi_0 T_{\text{eff}}^{\text{SP}}} = \tau_c^2,$$

where $p_1 \triangleq 2(1 - 3\gamma_1^2)/(1 + \gamma_1^2)^3$ and $\gamma_1 \triangleq \omega_1/\ell_1$, so that the effective temperature is $T_{\text{eff}}^{\text{SP}}$ and the correlation time is τ_c . As an example, we will take

$$\sigma_1 \triangleq \frac{\sqrt{5}}{2} \sqrt{2\xi_0 T_{\text{eff}}^{\text{SP}}}, \quad \ell_1 \triangleq \frac{2\sqrt{2}}{5} \tau_c^{-1}, \quad \omega_1 \triangleq \ell_1/2, \quad (12)$$

and we then have

$$\hat{c}(\omega) = \frac{2\xi_0 T_{\text{eff}}^{\text{SP}}(1 + 5\omega^2\tau_c^2/2)}{1 + 3\omega^2\tau_c^2 + 25\omega^2\tau_c^4/4}. \quad (13)$$

2. Second, for $\nu > 0$, we will consider a PSD of the Matérn form

$$\hat{c}(\omega) \triangleq \sigma_\nu^2 \frac{2\pi^{\frac{1}{2}}\Gamma(\nu + \frac{1}{2})(2\nu)^\nu}{\Gamma(\nu)\tau_\nu^{2\nu}} \left(\frac{2\nu}{\tau_\nu^2} + \omega^2\right)^{-\nu - \frac{1}{2}}, \quad (14)$$

where we recall the definition of the Gamma function $\Gamma(\mathfrak{z}) \triangleq \int_0^\infty t^{\mathfrak{z}-1} e^{-t} dt$. Note that with $\nu = 1/2$ we recover the PSD of an OU process similar to (10). When ν is larger, we deal with a smoother noise, whose trajectories can be differentiable up to the order $\lfloor \nu \rfloor$. We have $\hat{c}(0) = \sigma_\nu^2 \tau_\nu \sqrt{2\pi} \Gamma(\nu + 1/2) / [\sqrt{\nu} \Gamma(\nu)]$, $\tau_c^2 = \tau_\nu^2(2\nu + 1)/(2\nu)$. Therefore, we have to take

$$\tau_\nu \triangleq \tau_c \sqrt{2\nu/(2\nu + 1)} \quad \text{and} \quad \sigma_\nu^2 \triangleq \xi_0 T_{\text{eff}}^{\text{SP}} \sqrt{2\nu + 1} \Gamma(\nu) / [\Gamma(\nu + 1/2) \sqrt{\pi} \tau_c],$$

so that the effective temperature is $T_{\text{eff}}^{\text{SP}}$ and the correlation time is τ_c . As an example, we will take $\nu = 3/2$, $\sigma_\nu^2 = \xi_0 T_{\text{eff}}^{\text{SP}} \tau_c^{-1}$, $\tau_\nu = \tau_c \sqrt{3}/2$, and we then have

$$\hat{c}(\omega) = \frac{2\xi_0 T_{\text{eff}}^{\text{SP}}}{(1 + \omega^2\tau_c^2/4)^2}. \quad (15)$$

In Figure 1, we plot the PSDs (10), (13), and (15) and the corresponding correlation functions. On the one hand, PSDs (13) and (15) decrease faster to 0 than PSD (10), as $|\omega| \rightarrow \infty$, with PSD (15) decreasing even faster than PSD (13). On the other hand, the correlation function corresponding to (10) decreases faster than its counterparts for (13) and (15) as $t \rightarrow \infty$.

The n -dimensional zero-mean SGPs with power spectral density (11) and (14) have the same distribution as the random processes $f \triangleq Cy$ with y taking values in \mathbb{R}^q and is the solution of (8), with $A \in \mathbb{R}^{q \times q}$, $B \in \mathbb{R}^{q \times p}$, $C \in \mathbb{R}^{n \times q}$, and w is a p -dimensional Wiener process. In the particular cases of the PSDs defined by (11) or (14), the matrices A, B, C have the following forms.

1.

$$\begin{aligned} A &= \oplus_{k=1}^r \begin{pmatrix} \ell_k I_n & -\omega_k I_n \\ \omega_k I_n & \ell_k I_n \end{pmatrix}, \quad B = \oplus_{k=1}^r \begin{pmatrix} \ell_k I_n & O_n \\ O_n & \ell_k I_n \end{pmatrix}, \\ C &= (\sigma_1 I_n \quad O_n \quad \cdots \quad \sigma_r I_n \quad O_n). \end{aligned} \quad (16)$$

2. The PSD (14) with $\nu = r - 1/2$ for a positive integer r corresponds to $p = n$, $q = rn$,

$$\begin{aligned} A &= \ell \begin{pmatrix} O_n & -I_n & O_n & \cdots & O_n \\ O_n & O_n & -I_n & \cdots & O_n \\ \vdots & \ddots & \ddots & \ddots & \vdots \\ O_n & O_n & O_n & \cdots & -I_n \\ \alpha_0 I_n & \alpha_1 I_n & \cdots & \cdots & \alpha_{r-1} I_n \end{pmatrix}, \quad B = \ell \begin{pmatrix} O_n \\ O_n \\ \vdots \\ O_n \\ I_n \end{pmatrix}, \\ C &= \sigma (I_n \quad O_n \quad \cdots \quad O_n), \end{aligned} \quad (17)$$

where $\alpha_k \triangleq \binom{r}{k} = \frac{r!}{k!(r-k)!}$,

$$\ell = 2\tau_\nu^{-1} \sqrt{(2\nu + 1)/(2\nu)} = 2\tau_c^{-1} \quad \text{and} \quad \sigma^2 = 2\xi_0 T_{\text{eff}}^{\text{SP}}. \quad (18)$$

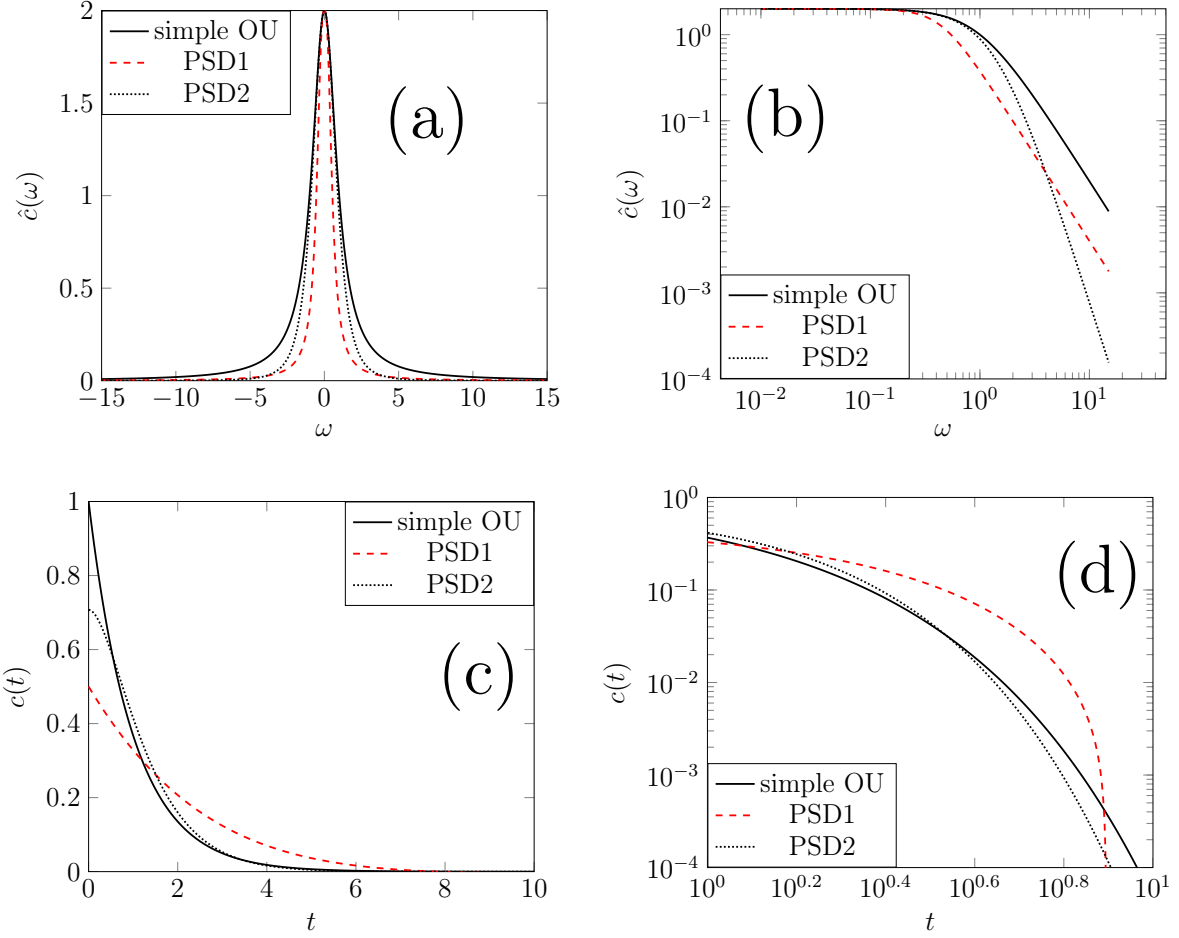


FIG. 1. The solid, dashed, and dotted lines represent respectively the PSD (10) of a OU process, PSD1 (13) and PSD2 (15) in all the figures. Figures (a) and (b) represent the PSDs for $\omega \in [-15, 15]$ and for $\omega \in [0, 50]$ in loglog scale, respectively. Figures (c) and (d) represent the corresponding correlation functions for $t \in [0, 1]$ and for $t \in [1, 10]$ in loglog scale, respectively. Here $\xi_0 = T_{\text{eff}}^{\text{sp}} = 1$ and $\tau_c = \sqrt{2}$.

III. SENSITIVITY INDICES OF COLORED NOISE DRIVEN SYSTEMS

We recall that $\langle \dots \rangle_\lambda$ denotes averaging for the system prepared at $t = 0$ in the steady state corresponding to the force $F(x)$ and then evolving for $t > 0$ under the influence of the modified force $F_\lambda(x)$.

A. The case where BB^T is nonsingular

If (x, y) satisfies (7-8) with a nonsingular matrix BB^T , and $\Phi(\cdot)$ is a continuously differentiable function, then

$$\frac{d}{d\lambda} \langle \Phi(x(t)) \rangle_\lambda \Big|_{\lambda=0} = \left\langle \Phi(x(t)) [p_{0,0}(t) + p_{1,0}(t)] \right\rangle + \left\langle \dot{\Phi}(x(t)) p_{1,1}(t) \right\rangle, \quad (19)$$

where the $p_{j,k}(t)$ evolve according to the following equations of motion

$$\begin{cases} \dot{p}_{0,0} = E(x) \cdot A^T (BB^T)^{-1} B \dot{w}, \\ \dot{p}_{1,0} = \nabla E(x) \xi_0^{-1} (F(x) + Cy) \cdot (BB^T)^{-1} B \dot{w}, \\ \dot{p}_{1,1} = E(x) \cdot (BB^T)^{-1} B \dot{w}, \end{cases} \quad (20)$$

with initial conditions $p_{j,k}(0) = 0$ for each $0 \leq k \leq j \leq 1$ (here $\nabla E(x) \in \mathbb{R}^{q \times n}$ for all $x \in \mathbb{R}^n$). Here, the notation \cdot is the inner product in \mathbb{R}^q . The proof is shown in Appendix VII A. This is the first generalization of Szamel's formula.

B. The case where BB^T is singular but A, B, C have the Brunowski form

If (x, y) satisfies (7-8) where A, B, C have the Brunowski form (9), and $\Phi(\cdot)$ is a function continuously differentiable at the order n' , then

$$\frac{d}{d\lambda} \langle \Phi(x(t)) \rangle_\lambda \Big|_{\lambda=0} = \sum_{k=0}^{n'} \left\langle \frac{d^k \Phi(x(t))}{dt^k} \left[\sum_{j=k}^{n'} \binom{j}{k} p_{j,k}(t) \right] \right\rangle. \quad (21)$$

For $j, k \in \mathbb{N}$ such that $0 \leq k \leq j \leq n'$, the function $p_{j,k}(t)$ evolves according to the following equation of motion

$$\dot{p}_{j,k}(t) = \frac{d^{(j-k)} \bar{E}(x(t))}{dt^{(j-k)}} \cdot (A_{j+1})^T (\bar{B}\bar{B}^T)^{-1} \bar{B}\dot{w}(t), \quad (22)$$

with initial condition $p_{j,k}(0) = 0$ and with $A_{n'+1} := I_{q'}$. Here, the notation \cdot is the inner product in $\mathbb{R}^{q'}$, and $\binom{j}{k}$ is for $\frac{j!}{k!(j-k)!}$. The proof is given in Appendix VII B. This is the second generalization of Szamel's formula.

Remark 1. Suppose we have matrices of the form ℓA and ℓB , then the functions $p_{j,k}(t)$ become

$$\dot{p}_{j,k}(t) = \frac{d^{(j-k)} \bar{E}(x(t))}{dt^{(j-k)}} \cdot \frac{1}{\ell^j} (A_{j+1})^T (\bar{B}\bar{B}^T)^{-1} \bar{B}\dot{w}(t), \quad \text{for } 0 \leq j \leq n'. \quad (23)$$

Remark 2. The first formula (19) covers a noise structure for Cy that is appropriate to describe the PSD (10) or (11), for instance. In general, when BB^T is nonsingular, then the sample paths of Cy have the same regularity as the Brownian paths. The second formula (21) covers a noise structure for Cy that is appropriate to describe the PSD (14), for instance. In general, when A, B, C have the Brunowski form and $\bar{B}\bar{B}^T$ is nonsingular, then the sample paths of Cy are smooth. Indeed, this is equivalent to considering a time-dependent $\mathbb{R}^{q'}$ -valued variable $z(t)$ that satisfies

$$z^{(n')} = - \sum_{j=0}^{n'-1} A_{j+1} z^{(j)} + \bar{B}\dot{w},$$

where the notation $(\cdot)^{(j)}$ represents the derivative at the order j with respect to time and $Cy = \bar{C}z$.

IV. EXPLICIT SENSITIVITY FORMULAS FOR A PARTICLE IN A HARMONIC POTENTIAL

The examples we consider are similar to Szamel's configuration. The correlation time is $\tau_c = \sqrt{2}\tau_p$, and τ_p will take the same range of values given in [3]. In this section, we consider the case of a single one-dimensional particle in a harmonic potential. The real-valued state variable x satisfies

$$\dot{x} = \xi_0^{-1}(-kx + f), \quad (24)$$

where $k > 0$ and f is a real-valued Gaussian process with PSD (13) or (15). When f corresponds to (13), then $f = Cy$ and (x, y) satisfies (7-8) with $F(x) = -kx$. Furthermore, the parameters from (16) are $n = r = 1, p = q = 2$,

$$A = \ell_1 \begin{pmatrix} 1 & -1/2 \\ 1/2 & 1 \end{pmatrix}, \quad B = \ell_1 I_2, \quad C = (\sigma_1 \ 0),$$

and the value of (σ_1, ℓ_1) is given in (12). Similarly, when f corresponds to (15), (x, y) also satisfies (7-8) with $F(x) = -kx$, but the parameters from (17) are $n = 1, r = 2, p = 1, q = 2$,

$$A = \ell \begin{pmatrix} 0 & 1 \\ -1 & -2 \end{pmatrix}, \quad B = \ell \begin{pmatrix} 0 \\ 1 \end{pmatrix}, \quad C = (\sigma \ 0),$$

and the value of (σ, ℓ) is given in (18). Below, we derive explicit formulas for the sensitivities and deduce their time asymptotic. The goal of this section is to make it clear that the sensitivity indices depend on the form of the spectrum of the driving noise, as we can get closed-form expressions in this simple example.

We perturb the system in two different ways:

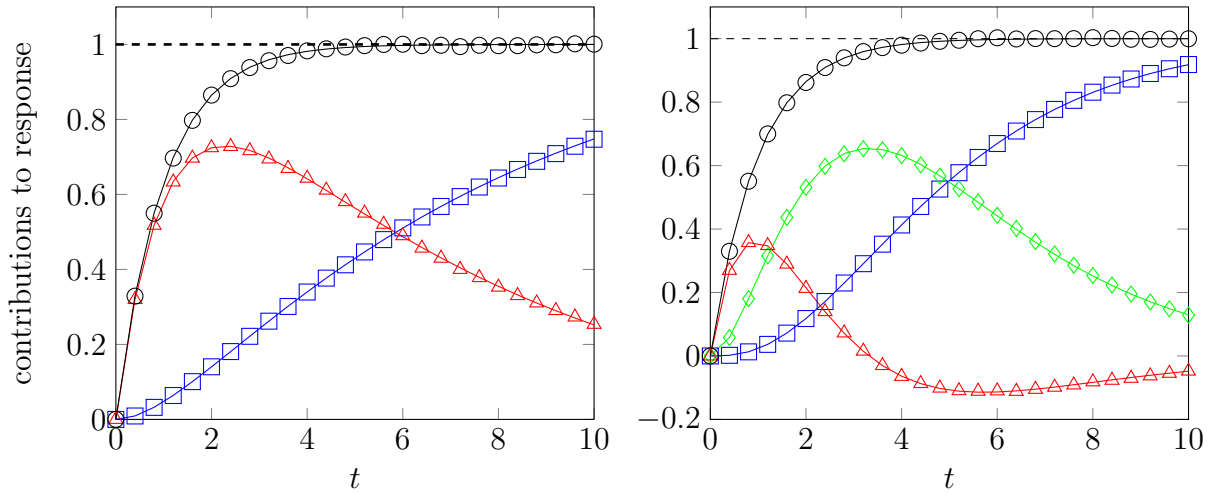


FIG. 2. First sensitivity index in (25) and (26). The solid lines represent the analytical results. The shapes correspond to Monte Carlo simulation results. Left: PSD (13). The blue, red, and black lines correspond to $\langle x(t)p_{0,0}^1(t) \rangle$, $\langle \dot{x}(t)p_{1,1}^1(t) \rangle$, and $\frac{d}{d\lambda_1} \langle x(t) \rangle_{\lambda_1}$, respectively. Right: PSD (15). The blue, green, red, and black lines correspond to $\langle x(t)p_{0,0}^2(t) \rangle$, $\langle \dot{x}(t)p_{1,1}^2(t) \rangle$, $\langle \ddot{x}(t)p_{2,2}^2(t) \rangle$, and $\frac{d}{d\lambda_1} \langle x(t) \rangle_{\lambda_1}$, respectively.

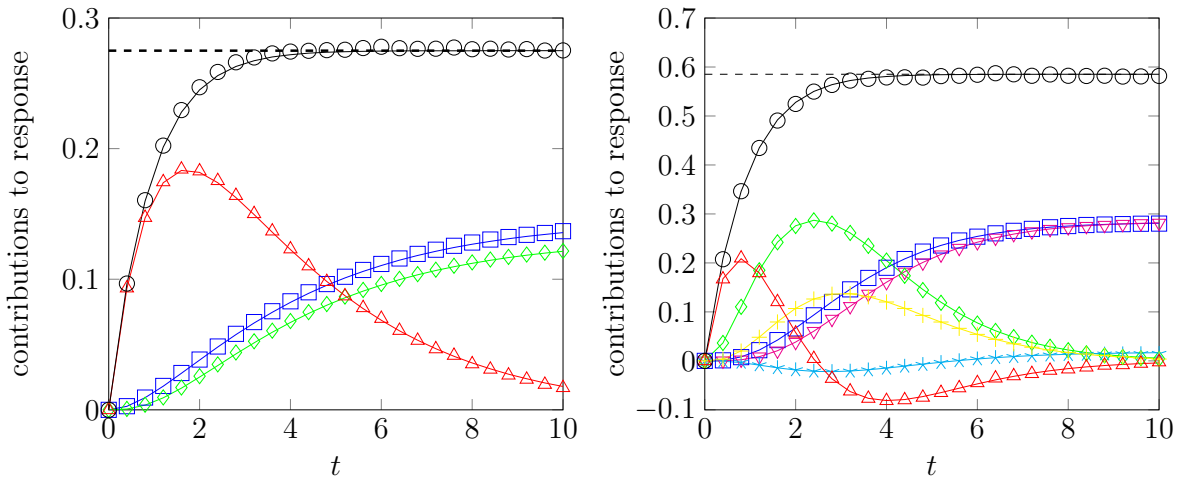


FIG. 3. Second sensitivity index in (27) and (28). The solid lines represent the analytical results. The shapes correspond to Monte Carlo simulation results. Left: PSD (13). The blue, green, red, and black lines correspond to $\langle x^2(t)p_{0,0}^3(t) \rangle$, $\langle x^2(t)p_{1,0}^3(t) \rangle$, $\langle \dot{x}^2(t)p_{1,1}^3(t) \rangle$, and $\frac{d}{d\lambda_2} \langle x^2(t) \rangle_{\lambda_2}$, respectively. Right: PSD (15). The blue, magenta, green, cyan, yellow, red, and black lines correspond to $\langle x^2(t)p_{0,0}^4(t) \rangle$, $\langle x^2(t)p_{1,0}^4(t) \rangle$, $\langle \dot{x}^2(t)p_{1,1}^4(t) \rangle$, $\langle x^2(t)p_{2,0}^4(t) \rangle$, $2\langle \dot{x}^2(t)p_{2,1}^4(t) \rangle$, $\langle \ddot{x}^2(t)p_{2,2}^4(t) \rangle$, and $\frac{d}{d\lambda_2} \langle x^2(t) \rangle_{\lambda_2}$, respectively.

- by a constant force λ_1 , i.e. $-kx$ is replaced by $-kx + \lambda_1$ in (24). We can write $-kx + \lambda_1$ as $F(x) + \lambda_1 \hat{F}(x)$ where $\hat{F}(x) = 1$,
- by a force constant λ_2 , $-kx$ is replaced by $-kx + \lambda_2 x$ in (24). We can write $-kx + \lambda_2 x$ as $F(x) + \lambda_2 \hat{F}(x)$ where $\hat{F}(x) = x$.

Calculations show that the sensitivity of the first (second) moment of $x(t)$ with respect to the second (first) perturbation under the two types of noise (13) and (15) is zero. Therefore, below, we focus on the sensitivity of the first (second) moment of $x(t)$ with respect to the first (second) perturbation. We have calculated the first sensitivity index $d\langle x(t) \rangle_{\lambda_1} / d\lambda_1$ in two different ways. The first one relies on the evaluation of the weighted averages that appear on the right-hand side (rhs) of (19) and (21) and summing them up. The second one, for verification, consists of evaluating the first moment of the perturbed dynamics and then differentiating with respect to the perturbation

parameters. In each case, both results agree (see Figures 2-3). We have also estimated the weighted averages with Monte Carlo simulations that follow our analytical predictions. Here, for the two types of noise with PSD (13) and (15), the expression is simple: we get $d\langle x(t) \rangle_{\lambda_1} / d\lambda_1 |_{\lambda_1=0} = k^{-1}(1 - e^{-k\xi_0^{-1}t})$. Nonetheless, the two decompositions in terms of weighted averages are different. For Equation (19) that is related to PSD (13), the decomposition is as follows

$$\frac{d}{d\lambda_1} \langle x(t) \rangle_{\lambda_1} \Big|_{\lambda_1=0} = \langle x(t) p_{0,0}^1(t) \rangle + \langle \dot{x}(t) p_{1,1}^1(t) \rangle, \quad (25)$$

where the Malliavin weights are $p_{0,0}^1(t) = \sigma_1^{-1} w_1(t) + \sigma_1^{-1} \ell_1^{-1} \omega_1 w_2(t)$, and $p_{1,1}^1(t) = \sigma_1^{-1} \ell_1^{-1} w_1(t)$. Note that $p_{1,0}^1(t) = 0$. Then, for Equation (21) that is related to PSD (15) the decomposition is follows

$$\frac{d}{d\lambda_1} \langle x(t) \rangle_{\lambda_1} \Big|_{\lambda_1=0} = \langle x(t) p_{00}^2(t) \rangle + \langle \dot{x}(t) p_{11}^2(t) \rangle + \langle \ddot{x}(t) p_{22}^2(t) \rangle, \quad (26)$$

where the Malliavin weights are $p_{0,0}^2(t) = \sigma^{-1} \alpha_0 w(t)$, $p_{1,1}^2(t) = \sigma^{-1} \ell^{-1} \alpha_1 w(t)$, and $p_{2,2}^2(t) = \sigma^{-1} \ell^{-2} w(t)$. See Appendix VII C for details on the weighted averages. Similarly, we have also calculated the second sensitivity index $d\langle x(t)^2 \rangle_{\lambda_2} / d\lambda_2$ in two different ways. The counterpart of (25) is

$$\frac{d}{d\lambda_2} \langle x(t)^2 \rangle_{\lambda_2} \Big|_{\lambda_2=0} = \langle x^2(t) p_{0,0}^3(t) \rangle + \langle x^2(t) p_{1,0}^3(t) \rangle + \langle \dot{x}^2(t) p_{1,1}^3(t) \rangle \quad (27)$$

where

$$p_{0,0}^3(t) = \sigma_1^{-1} \int_0^t x(s) dw_1(s) + \sigma_1^{-1} \ell_1^{-1} \omega_1 \int_0^t x(s) dw_2(s), \quad p_{1,0}^3(t) = \sigma_1^{-1} \ell_1^{-1} \int_0^t \dot{x}(s) dw_1(s),$$

and $p_{1,1}^3(t) = \sigma_1^{-1} \ell_1^{-1} \int_0^t x(s) dw_1(s)$.

The counterpart of (26) is

$$\begin{aligned} \frac{d}{d\lambda_2} \langle x^2(t) \rangle_{\lambda_2} \Big|_{\lambda_2=0} &= \langle x^2(t) p_{0,0}^4(t) \rangle + \langle x^2(t) p_{1,0}^4(t) \rangle + \langle x^2(t) p_{2,0}^4(t) \rangle \\ &\quad + \langle \dot{x}^2(t) p_{1,1}^4(t) \rangle + 2\langle \dot{x}^2(t) p_{2,1}^4(t) \rangle + \langle \ddot{x}^2(t) p_{2,2}^4(t) \rangle, \end{aligned} \quad (28)$$

where

$$\begin{aligned} p_{0,0}^4(t) &= \sigma^{-1} \alpha_0 \int_0^t x(s) dw(s), \quad p_{1,1}^4(t) = \sigma^{-1} \alpha_1 \ell^{-1} \int_0^t x(s) dw(s), \\ p_{2,2}^4(t) &= \sigma^{-1} \ell^{-2} \int_0^t x(s) dw(s), \quad p_{1,0}^4(t) = \sigma^{-1} \alpha_1 \ell^{-1} \int_0^t \dot{x}(s) dw(s), \\ p_{2,1}^4(t) &= \sigma^{-1} \ell^{-2} \int_0^t \dot{x}(s) dw(s), \quad \text{and } p_{2,0}^4(t) = \sigma^{-1} \ell^{-2} \int_0^t \ddot{x}(s) dw(s). \end{aligned}$$

In each case, both analytical results agree. We represent our analytical finding in Figure 3 including Monte Carlo simulations. Among the two sensitivity indices above, only the second depends on the correlation time. This is consistent with [3] for the case of a simple OU process. We also obtain the long-time asymptotic. In all cases, for the first sensitivity index, we have

$$\lim_{t \rightarrow \infty} \frac{d\langle x(t) \rangle_{\lambda_1}}{d\lambda_1} \Big|_{\lambda_1=0} = \frac{1}{k}.$$

In contrast, the long-time asymptotic of the second sensitivity index depends on the type of noise. For (13),

$$\lim_{t \rightarrow \infty} \frac{d\langle x(t)^2 \rangle_{\lambda_2}}{d\lambda_2} \Big|_{\lambda_2=0} = \frac{\sigma_1^2}{2k^2 \xi_0} \frac{(2k(\xi_0 \ell_1)^{-1} + 1)(k(\xi_0 \ell_1)^{-1} + 1)^2 + (\frac{\omega}{\ell_1})^2}{((k(\xi_0 \ell_1)^{-1} + 1)^2 + (\frac{\omega}{\ell_1})^2)^2}.$$

For (15),

$$\lim_{t \rightarrow \infty} \frac{d\langle x(t)^2 \rangle_{\lambda_2}}{d\lambda_2} \Big|_{\lambda_2=0} = \frac{\sigma^2}{4k^2 \xi_0} \frac{k/(\xi_0 \ell) + 2}{(k/(\xi_0 \ell) + 1)^2} + \frac{\sigma^2}{4k \xi_0^2 \ell} \frac{(k/(\xi_0 \ell) + 2)^2 - 1}{(k/(\xi_0 \ell) + 1)^4}.$$

Such a difference in behavior can also be observed in the steady state/long-time asymptotic variance of the response. For (13),

$$\lim_{t \rightarrow \infty} \langle x(t)^2 \rangle = \frac{\ell_1 \left(\frac{k}{\xi_0} + \ell_1 \right) \sigma_1^2}{2k\xi_0 \left(\left(\frac{k}{\xi_0} + \ell_1 \right)^2 + \omega_1^2 \right)},$$

For (15),

$$\lim_{t \rightarrow \infty} \langle x(t)^2 \rangle = \frac{\sigma^2}{4k\xi_0} \frac{2 + k\xi_0^{-1}\ell^{-1}}{(1 + k\xi_0^{-1}\ell^{-1})^2}.$$

When $\tau_c \rightarrow 0$, in the first two equations above both rhs converge towards $T_{\text{eff}}k^{-2}$ and in the last two equations above both rhs converge towards $T_{\text{eff}}k^{-1}$. That is consistent with the long-time asymptotic response of a thermal Brownian particle in a harmonic potential.

V. SENSITIVITY ANALYSIS FOR AN INTERACTING PARTICLE SYSTEM IN A SCREENED COULOMB POTENTIAL

We consider N particles in three dimensions interacting via a repulsive screened Coulomb potential, $\forall r > 0$, $V(r) = A_V \exp(-\kappa(r - \sigma_V))/r$. We use the same parameters as Szamel in [3]: $N = 1372$, $A_V = 475T_{\text{eff}}^{\text{sp}}\sigma_V$ and $\kappa\sigma_V = 24$, at number density $N\sigma_V^2/V = 0.51$. The state variable $x = \{x_{i\alpha}\}_{1 \leq i \leq N, 1 \leq \alpha \leq 3}$ (stacked in one vector of size $n = 3N$) is $n = 4116$ dimensional and satisfies the equation

$$\dot{x} = \xi_0^{-1}(F(x) + f),$$

where the unperturbed force for each particle $1 \leq i \leq N$ can be expressed as

$$F_{i\alpha}(x) = -\partial_{x_{i\alpha}} \left(\sum_{j \neq i} V(\|x_i - x_j\|) \right) = -\sum_{j \neq i} (x_{i\alpha} - x_{j\alpha}) \frac{V'(\|x_i - x_j\|)}{\|x_i - x_j\|}, \quad \alpha = 1, 2, 3,$$

and the colored noise f is a n -dimensional zero-mean SGP with PSD (13) or (15). We use the notation $\|u\| = \sqrt{u_1^2 + u_2^2 + u_3^2}$. When f corresponds to (13), then $f = Cy$ and (x, y) satisfies Equation (7-8) with matrices A, B, C given in (16) with $n = 4116$, $r = 1$, $p = q = 2rn = 8232$, and the value of (σ_1, ℓ_1) is given in (12). Similarly, when f corresponds to (15), (x, y) satisfies also Equation (7-8) with matrices A, B, C given in (17) with $n = 4116$, $r = 2$, $p = n = 4116$, $q = 8232$, and the value of (σ, ℓ) is given in (18). Next, we evaluate the time-dependent mobility of a single particle in the system of interacting particles driven by the n -dimensional noise f (self-propulsion) following (13) and (15). Since explicit formulas are unavailable, we perform computations using our sensitivity formula (19)-(20), (21)-(23), and unperturbed simulations. We fix a particle $1 \leq i \leq N$ and a direction $1 \leq \alpha \leq 3$ and we perturb the system at $t = 0^+$ as follows: $F_i(x)$ is replaced by $F_i(x) + \lambda e_\alpha$ where e_α is the unit vector in the direction α . Under the influence of the additional constant force, the component α of the particle i moves according to the mobility function $\chi(t)$ as follows $\langle x_{i\alpha}(t) \rangle_\lambda = \chi(t)\lambda + o(\lambda)$ and thus $d\langle x(t) \rangle_\lambda / d\lambda|_{\lambda=0} = \chi(t)$. Moreover, $\lim_{t \rightarrow \infty} \chi(t)/t = \mu$, the mobility coefficient. In principle, to estimate $\chi(t)$ we can compute the sensitivity index above with unperturbed averages $\langle x_{i\alpha}(t) \rangle_{p_{00;i\alpha}^1(t)}$ or $\langle \dot{x}_{i\alpha}(t) \rangle_{p_{11;i\alpha}^1(t)}$ or $\langle x_{i\alpha}(t) \rangle_{p_{00;i\alpha}^2(t)}$ or $\langle \dot{x}_{i\alpha}(t) \rangle_{p_{11;i\alpha}^2(t)}$ or $\langle \ddot{x}_{i\alpha}(t) \rangle_{p_{22;i\alpha}^2(t)}$ when the driving noise corresponds to (13) or (15), respectively. Here the corresponding weight functions evolve according to the following equations of motion:

- For (13),

$$p_{00;i\alpha}^1(t) = \sigma_1^{-1}(w_{i\alpha})_1(t) + \sigma_1^{-1}\ell_1^{-1}\omega_1(w_{i\alpha})_2(t), \quad \text{and} \quad p_{11;i\alpha}^1(t) = \sigma_1^{-1}\ell_1^{-1}(w_{i\alpha})_1(t).$$

- For (15),

$$p_{00;i\alpha}^2(t) = \sigma^{-1}\alpha_0 w_{i\alpha}(t), \quad p_{11;i\alpha}^2(t) = \sigma^{-1}\ell^{-1}\alpha_1 w_{i\alpha}(t), \quad \text{and} \quad p_{22;i\alpha}^2(t) = \sigma^{-1}\ell^{-2} w_{i\alpha}(t).$$

For both cases, since the particles are indistinguishable and exhibit isotropic behavior, the mobility function $\chi(t)$ does not depend on (i, α) . Then, as inspired by Szamel's computing strategy, we can use all the particles in all Cartesian directions and average over the origins of time. The mobility function $\chi(t)$ can thus be estimated by

$$\frac{1}{3NN_o} \sum_{i=1}^N \sum_{\alpha=1}^3 \sum_{o=1}^{N_o} \zeta(i, \alpha, \mathbf{o}, t), \quad (29)$$

where in the case of (13),

$$\begin{aligned} \zeta(i, \alpha, \mathbf{o}, t) = & \langle x_{i\alpha}(t + t_o)(p_{00;i\alpha}^1(t + t_o) - p_{00;i\alpha}^1(t_o)) \rangle \\ & + \langle \dot{x}_{i\alpha}(t + t_o)(p_{11;i\alpha}^1(t + t_o) - p_{11;i\alpha}^1(t_o)) \rangle \end{aligned}$$

and in the case of (15),

$$\begin{aligned} \zeta(i, \alpha, \mathbf{o}, t) = & \langle x_{i\alpha}(t + t_o)(p_{00;i\alpha}^2(t + t_o) - p_{00;i\alpha}^2(t_o)) \rangle \\ & + \langle \dot{x}_{i\alpha}(t + t_o)(p_{11;i\alpha}^2(t + t_o) - p_{11;i\alpha}^2(t_o)) \rangle \\ & + \langle \ddot{x}_{i\alpha}(t + t_o)(p_{22;i\alpha}^2(t + t_o) - p_{22;i\alpha}^2(t_o)) \rangle. \end{aligned}$$

Finally, in both cases we can compute an estimation of the mean-square displacement (MSD) defined by

$$\text{MSD}(t) = \langle \|x_1(t) - x_1(0)\|^2 \rangle = \frac{1}{N} \sum_{i=1}^N \langle \|x_i(t) - x_i(0)\|^2 \rangle, \quad (30)$$

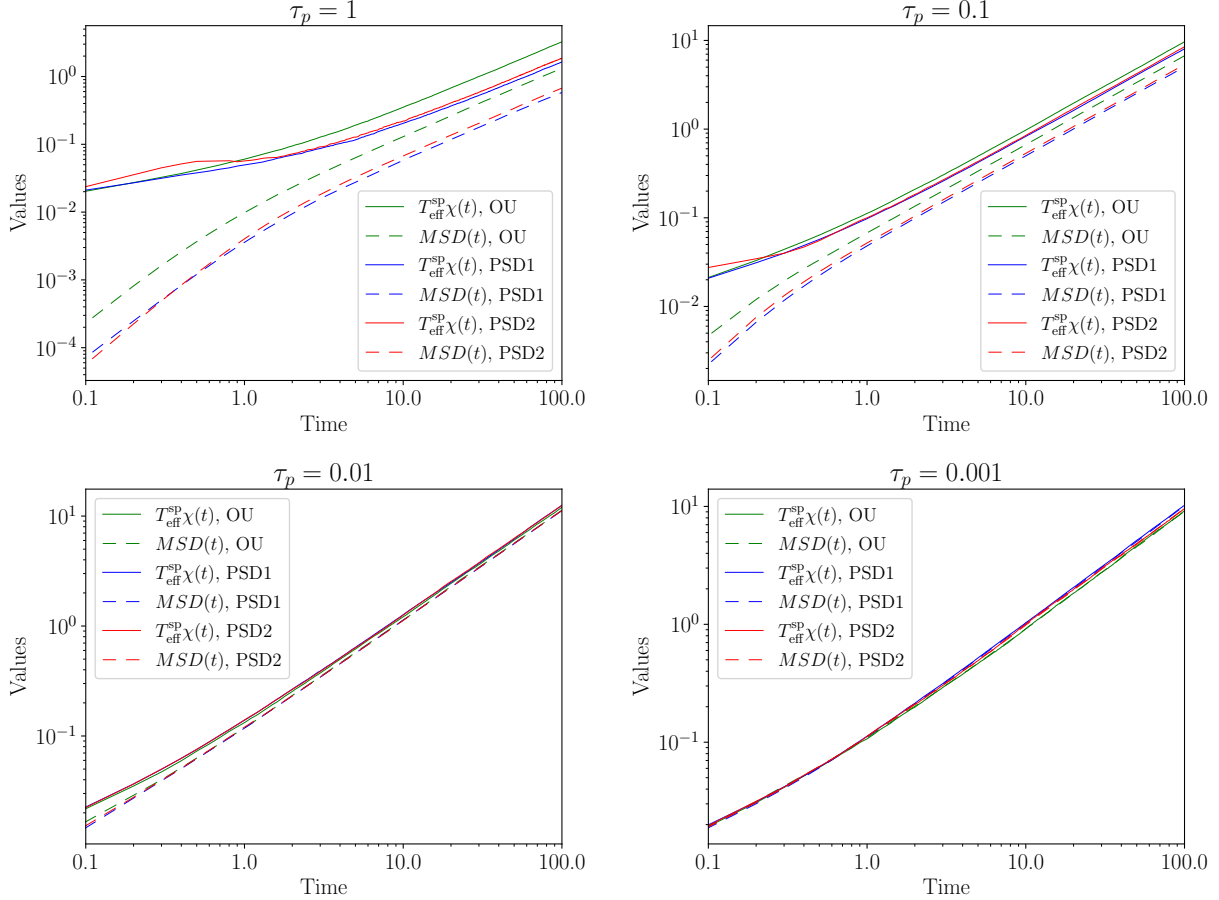


FIG. 4. Mobility function, $T_{\text{eff}}^{\text{sp}}\chi(t)$, (solid) and mean-square displacement, $MSD(t)$, (dashed) as a function of time, for $\tau_p = 1$ (top left), 0.1 (top right), 0.01 (bottom left), 0.001 (bottom right). Superposition of the results for OU (green), PSD1 (blue), PSD2 (red) with spectra (10), (13), and (15), respectively.

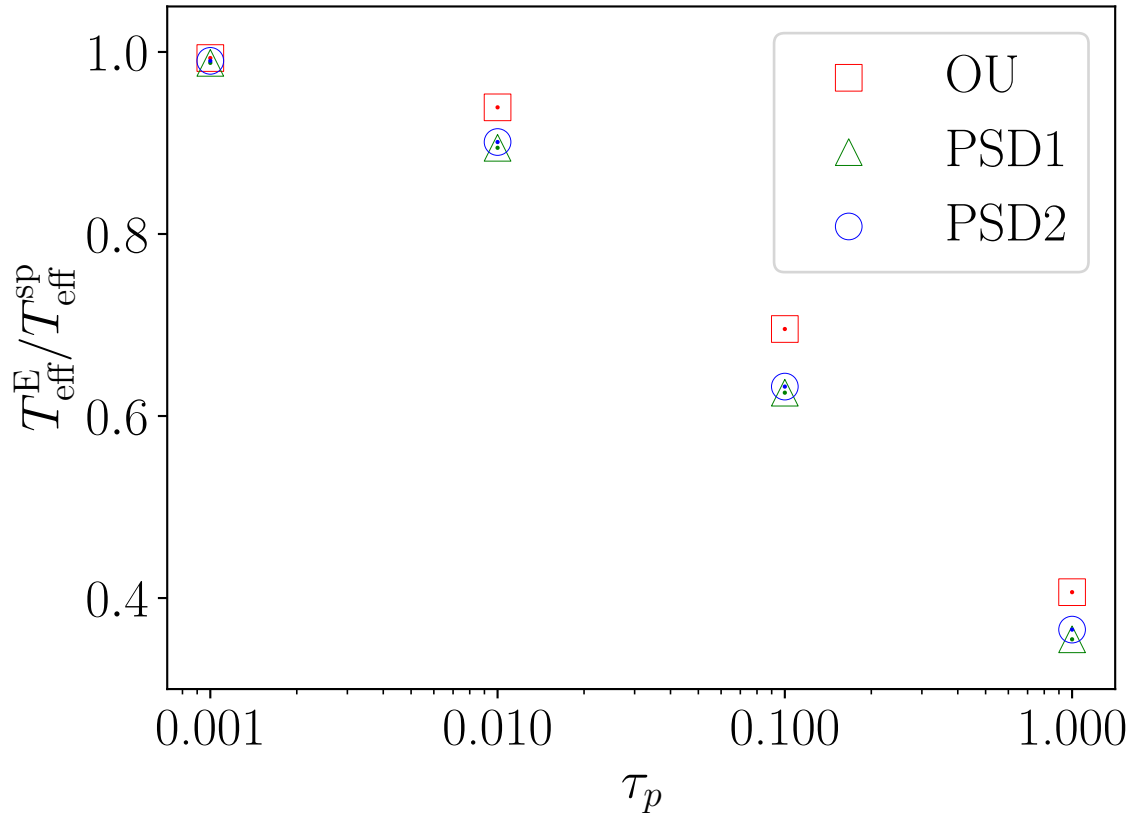


FIG. 5. $T_{\text{eff}}^E / T_{\text{eff}}^{\text{SP}}$, as a function of persistence time, τ_p . Superposition of the results for OU (green), PSD1 (blue), PSD2 (red) with spectra (10), (13), and (15), respectively.

which grows as $6D_{\text{sd}}t$, with D_{sd} being the self-diffusion coefficient. The Einstein relation can be used to define the Einstein effective temperature $T_{\text{eff}}^E = D_{\text{sp}}/\mu$ [3]. It can then be estimated by the ratio of $\text{MSD}(t)/6$ over $\chi(t)$ for t large. For four distinct persistence times, we plot, in Figure 4, the mobility function and mean-square displacement for the systems corresponding to the three noises that we consider. It is known that the Einstein effective temperature can be different from $T_{\text{eff}}^{\text{SP}}$, except in the small correlation time limit. In Figure 5, we show that the ratio $T_{\text{eff}}^E / T_{\text{eff}}^{\text{SP}}$ decreases when the correlation time increases and that the decay also depends on the form of the PSD. The value is, therefore, a complicated function of the PSD and not only a function of the amplitude and correlation time of the colored noise.

VI. CONCLUSION

In this paper, we have proposed a method of sensitivity analysis for particle systems under colored noise. We have obtained original formulas, generalizing those obtained by Szamel, for the sensitivity indices of the IPS statistics mentioned above with respect to the perturbation of the drift coefficient. The type of colored noise we considered falls into a class of stationary Gaussian processes with zero mean and whose spectra can be general. Both our analytical and numerical calculations show that the sensitivity indices do not depend only on the effective parameters: the amplitude and coherence time of the noise. Instead, it is also dependent on the structure of the spectrum. Moreover, the method that we have developed can be applied beyond the quantities studied in this paper. For example, it can be used to study the structure of correlations in the particle system, as done in [18] (case of a simple OU). Furthermore, our method can prove effective for gradient calculation in optimization procedures, as was done in [6] (case of white noise).

VII. APPENDIX: PROOFS AND DETAILS OF WEIGHT FORMULAS

A. Derivation of our first main result

We extend the approach in [3] to compute the derivative of $\langle \Phi(x(t)) \rangle_\lambda$ with respect to λ at $\lambda = 0$.

Step 1

We start by discretizing the equations of motion (7-8), for fixed N_t , over time intervals of length $\Delta t = t/N_t$ to obtain the following limit of integrals

$$\langle \Phi(x(t)) \rangle_\lambda = \lim_{N_t \rightarrow \infty} \int \Phi(x_{N_t}) \prod_{i=2}^{N_t} P_{\lambda,i} P_1 P^{ss},$$

where $P_{\lambda,i} = P_\lambda(x_i, y_i | x_{i-1}, y_{i-1})$, for $i = 2, \dots, N_t$, are the transition densities of the perturbed system, $P_1 = P(x_1, y_1 | x_0, y_0)$ is the transition density of the unperturbed system, and $P^{ss} = P^{ss}(x_0, y_0)$ is the steady state distribution for the unperturbed system. Here, the transition densities, for $i = 2, \dots, N_t$, are given by

$$P_\lambda(x_i, y_i | x_{i-1}, y_{i-1}) = \delta_{\mathcal{X}_{\lambda,i}} g(y_i, (I_q - \Delta t A) y_{i-1}, \Delta t B B^T),$$

where $\mathcal{X}_{\lambda,i} = x_i - x_{i-1} - \Delta t \xi_0^{-1} (F_\lambda(x_{i-1}) + C y_{i-1})$ and $g(y, \mu, \Sigma)$ is the density of the multidimensional Gaussian $\mathcal{N}(\mu, \Sigma)$. We use the notation I_q for the identity matrix of size $q \times q$.

Step 2

To compute the derivative $\frac{d}{d\lambda} \langle \Phi(x(t)) \rangle_\lambda$, we interchange the limit and integral on the rhs of the equation, followed by applying the product rule to obtain the following

$$\frac{d}{d\lambda} \langle \Phi(x(t)) \rangle_\lambda \Big|_{\lambda=0} = \lim_{N_t \rightarrow \infty} \sum_{i=2}^{N_t} \int \Phi(x_{N_t}) P'_{\lambda=0,i} \left(\prod_{j=2, j \neq i}^{N_t} P_j \right) P_1 P^{ss}.$$

Using the assumption that $\hat{F} = CE$ and the chain rule, it can be shown that

$$P'_{\lambda=0,i} = E(x_{i-1}) \cdot \nabla_{y_{i-1}} (\delta_{\mathcal{X}_{\lambda,i}}) g(y_i, (I_q - \Delta t A) y_{i-1}, \Delta t B B^T).$$

Step 3

By applying integration by parts and rearranging, we have the following

$$\begin{aligned} \frac{d}{d\lambda} \langle \Phi(x(t)) \rangle_\lambda \Big|_{\lambda=0} = & \lim_{N_t \rightarrow \infty} \int \Phi(x_{N_t}) \prod_{j=1}^{N_t} P_j P^{ss} \left\{ - \left[(I_q - \Delta t A) E(x_{N_t-1}) \cdot (\Delta t B B^T)^{-1} \right. \right. \\ & \left. \left. \times (y_{N_t} - (I_q - \Delta t A) y_{N_t-1}) \right] \right. \\ & + \sum_{i=1}^{N_t-1} \left[\frac{(E(x_i) - E(x_{i-1}))}{\Delta t} \cdot (\Delta t B B^T)^{-1} (y_i - (I_q - \Delta t A) y_{i-1}) \Delta t \right] \\ & + \sum_{i=2}^{N_t-1} \left[\Delta t A E(x_{i-1}) \cdot (\Delta t B B^T)^{-1} (y_i - (I_q - \Delta t A) y_{i-1}) \right] \\ & \left. + \left[E(x_0) \cdot (\Delta t B B^T)^{-1} (y_1 - (I_q - \Delta t A) y_0) \right] \right\}, \end{aligned}$$

Note that this equation generalizes Equation A.3 in [3].

Step 4

It can be shown that an equivalent identity to Equation A.4 in [3] can be derived from the steady state property,

which results in the following

$$\begin{aligned} & \int \left[\Phi(x_{N_t}) E(x_0) \cdot (\Delta t B B^T)^{-1} (y_1 - (I_q - \Delta t A) y_0) \cdots \right. \\ & \left. \cdots - \Phi(x_{N_t}) E(x_{N_t-1}) \cdot (\Delta t B B^T)^{-1} (y_{N_t} - (I_q - \Delta t A) y_{N_t-1}) \right] \prod_{j=1}^{N_t} P_j P^{ss} \\ & = \int \frac{\Phi(x_{N_t}) - \Phi(x_{N_t-1})}{\Delta t} \left[\sum_{i=1}^{N_t-1} E(x_{i-1}) \cdot (B B^T)^{-1} (y_i - (I_q - \Delta t A) y_{i-1}) \right] \prod_{j=1}^{N_t} P_j P^{ss}. \end{aligned}$$

Step 5

The equation can now be written in the form of finite differences as below

$$\begin{aligned} & \frac{d}{d\lambda} \langle \Phi(x(t)) \rangle_\lambda \Big|_{\lambda=0} \\ & = \lim_{N_t \rightarrow \infty} \int \left\{ \Phi(x_{N_t}) \left[\sum_{i=2}^{N_t} A E(x_{i-1}) \cdot (B B^T)^{-1} (y_i - (I_q - \Delta t A) y_{i-1}) \right] \right. \\ & \quad + \Phi(x_{N_t}) \left[\sum_{i=1}^{N_t-1} \nabla E(x_{i-1}) \frac{x_i - x_{i-1}}{\Delta t} \cdot (B B^T)^{-1} (y_i - (I_q - \Delta t A) y_{i-1}) \right] \\ & \quad \left. + \frac{\Phi(x_{N_t}) - \Phi(x_{N_t-1})}{\Delta t} \left[\sum_{i=1}^{N_t-1} E(x_{i-1}) \cdot (B B^T)^{-1} (y_i - (I_q - \Delta t A) y_{i-1}) \right] \right\} \prod_{j=1}^{N_t} P_j P^{ss}. \end{aligned}$$

This corresponds to Equation A.5 in [3].

Step 6

Assuming that limits can be taken, we obtain (19) and (20).

B. Derivation of our second main result

Our proof is composed of several steps. Starting with the third step, we provide the proof in details for the case $n' = 2$. We give the main formula for the general case $n' \geq 1$.

Step 1

We start the perturbation at $x_{n'+1}$. Here, the transition densities, for $i = n' + 1, \dots, N_t$, are given by

$$\begin{aligned} & P_\lambda(x_i, y_i | x_{i-1}, y_{i-1}) \\ & = \delta_{\mathcal{X}_{\lambda,i}} \left(\prod_{k=1}^{n'-1} \delta_{\mathcal{Y}_{i,k}} \right) g \left(y_{i,n'}, (I_{q'} - \Delta t A_{n'}) y_{i-1,n'} - \Delta t \sum_{k=1}^{n'-1} A_k y_{i-1,k}, \Delta t \bar{B} \bar{B}^T \right), \end{aligned}$$

where $\mathcal{X}_{\lambda,i}$ is defined as above and $\mathcal{Y}_{i,k} = \{y_{i,k} - y_{i-1,k} - \Delta t y_{i-1,k+1}\}$ and $g(y, \mu, \Sigma)$ is the density of the multidimensional Gaussian $\mathcal{N}(\mu, \Sigma)$. We use the notation $I_{q'}$ for the identity matrix of size $q' \times q'$. The unperturbed transition densities for $i = 1, \dots, n'$ are given by the same formula except that $\lambda = 0$. Below, we use the short notation $P_{\lambda,i}$, and P_i for the perturbed and unperturbed transition densities respectively.

Step 2

To compute the derivative $\frac{d}{d\lambda} \langle \Phi(x(t)) \rangle_\lambda$ at $\lambda = 0$, we interchange the limit and integral on the rhs of the equation, followed by applying the product rule to obtain the following

$$\frac{d}{d\lambda} \langle \Phi(x(t)) \rangle_\lambda \Big|_{\lambda=0} = \lim_{N_t \rightarrow \infty} \sum_{i=n'+1}^{N_t} \int \Phi(x_{N_t}) P'_{\lambda=0,i} \left(\prod_{j=1, j \neq i}^{N_t} P_j \right) P^{ss}.$$

We will use the short notation \mathcal{X}_i for $\mathcal{X}_{0,i}$. Using the assumption that $\hat{F} = \bar{C}\bar{E}$ and the chain rule, it can be shown that

$$P'_{\lambda=0,i} = \bar{E}(x_{i-1}) \cdot \nabla_{y_{i-1,1}}(\delta\mathcal{X}_i) \left(\prod_{k=1}^{n'-1} \delta y_{i,k} \right) \underbrace{g \left(y_{i,n'}, (I_{q'} - \Delta t A_{n'}) y_{i-1,n'} - \Delta t \sum_{k=1}^{n'-1} A_k y_{i-1,k}, \Delta t \bar{B}\bar{B}^T \right)}_{g_i:=}$$

Here we recall that both $\bar{E}(x_{i-1})$ and $\nabla_{y_{i-1,1}}(\delta\mathcal{X}_{\lambda,i})$ take values in $\mathbb{R}^{q'}$. Below we use the notation

$$\mathcal{T}_i \triangleq \int \Phi(x_{N_t}) P'_{\lambda=0,i} \left(\prod_{j=1, j \neq i}^{N_t} P_j \right) P^{ss}. \quad (31)$$

1. Case $n' = 2$ in detail

In this subsection we consider the case $n' = 2$. In order to alleviate the notation, we denote $\nabla_u(\cdot)$ as $(\cdot)_u$. We reformulate \mathcal{T}_i using several integration by parts (IBPs). We use the notation

$$\zeta = \Phi(x_{N_t}) \left(\prod_{j=1}^{N_t} P_j \right) P^{ss} \quad \text{and} \quad \bar{E}_i = \bar{E}(x_i),$$

and then \mathcal{T}_i can be expressed as

$$\begin{aligned} \mathcal{T}_i &= \frac{1}{\Delta t} \int \zeta \bar{E}_{i-1} \left((\log(g_{i-1}g_i))_{y_{i-1,2}} - (\log(g_{i-2}g_{i-1}))_{y_{i-2,2}} \right) \\ &\quad + \int \zeta \bar{E}_{i-1} (-\log(g_i))_{y_{i-1,1}}. \end{aligned} \quad (32)$$

The transition from (31) to (32) is given in Lemma 3. Then calculations yield

$$\begin{aligned} (-\log(g_i))_{y_{i-1,1}} &= A_1^T (\bar{B}\bar{B}^T)^{-1} \theta_i, \\ (\log(g_{i-1}g_i))_{y_{i-1,2}} &= \frac{1}{\Delta t} (\bar{B}\bar{B}^T)^{-1} (\theta_i - \theta_{i-1}) - A_2^T (\bar{B}\bar{B}^T)^{-1} \theta_i, \\ (\log(g_{i-1}g_i))_{y_{i-1,2}} - (\log(g_{i-2}g_{i-1}))_{y_{i-2,2}} \\ &= \frac{1}{\Delta t} (\bar{B}\bar{B}^T)^{-1} (\theta_i - 2\theta_{i-1} + \theta_{i-2}) - A_2^T (\bar{B}\bar{B}^T)^{-1} (\theta_i - \theta_{i-1}) \end{aligned}$$

where

$$\theta_i \triangleq y_{i,2} - (I_{q'} - \Delta t A_2) y_{i-1,2} + \Delta t A_1 y_{i-1,1}.$$

Therefore

$$\begin{aligned} \mathcal{T}_i &= \int \zeta \bar{E}_{i-1} (\bar{B}\bar{B}^T)^{-1} \left(\frac{\theta_i - 2\theta_{i-1} + \theta_{i-2}}{\Delta t^2} \right) - \int \zeta \bar{E}_{i-1} A_2^T (\bar{B}\bar{B}^T)^{-1} \left(\frac{\theta_i - \theta_{i-1}}{\Delta t} \right) \\ &\quad + \int \zeta \bar{E}_{i-1} A_1^T (\bar{B}\bar{B}^T)^{-1} \theta_i. \end{aligned} \quad (33)$$

Collecting all the terms, we obtain

$$\sum_{i=3}^{N_t} \mathcal{T}_i = S_3 + S_2 + S_1$$

where

$$\begin{aligned}
S_1 &= \sum_{i=3}^{N_t} \int \zeta \bar{E}_{i-1} A_1^T (\bar{B} \bar{B}^T)^{-1} \theta_i, \\
S_2 &= - \sum_{i=3}^{N_t} \int \zeta \bar{E}_{i-1} A_2^T (\bar{B} \bar{B}^T)^{-1} \left(\frac{\theta_i - \theta_{i-1}}{\Delta t} \right) \\
&= \sum_{i=2}^{N_t-1} \int \zeta \left(\frac{\bar{E}_i - \bar{E}_{i-1}}{\Delta t} \right) A_2^T (\bar{B} \bar{B}^T)^{-1} \theta_i \\
&\quad + \frac{1}{\Delta t} \int \zeta \bar{E}_1 A_2^T (\bar{B} \bar{B}^T)^{-1} \theta_2 - \frac{1}{\Delta t} \int \zeta \bar{E}_{N_t-1} A_2^T (\bar{B} \bar{B}^T)^{-1} \theta_{N_t},
\end{aligned}$$

and

$$\begin{aligned}
S_3 &= \sum_{i=3}^{N_t} \int \zeta \bar{E}_{i-1} (\bar{B} \bar{B}^T)^{-1} \left(\frac{\theta_i - 2\theta_{i-1} + \theta_{i-2}}{\Delta t^2} \right) \\
&= \sum_{i=3}^{N_t-2} \int \zeta \left(\frac{\bar{E}_{i+1} - 2\bar{E}_i + \bar{E}_{i-1}}{\Delta t^2} \right) (\bar{B} \bar{B}^T)^{-1} \theta_i \\
&\quad + \int \zeta \bar{E}_{N_t-2} (\bar{B} \bar{B}^T)^{-1} \left(\frac{\theta_{N_t-1}}{\Delta t^2} \right) + \int \zeta \bar{E}_{N_t-1} (\bar{B} \bar{B}^T)^{-1} \left(\frac{\theta_{N_t}}{\Delta t^2} \right) \\
&\quad - 2 \left(\int \zeta \bar{E}_2 (\bar{B} \bar{B}^T)^{-1} \left(\frac{\theta_2}{\Delta t^2} \right) + \int \zeta \bar{E}_{N_t-1} (\bar{B} \bar{B}^T)^{-1} \left(\frac{\theta_{N_t-1}}{\Delta t^2} \right) \right) \\
&\quad + \int \zeta \bar{E}_2 (\bar{B} \bar{B}^T)^{-1} \left(\frac{\theta_1}{\Delta t^2} \right) + \int \zeta \bar{E}_3 (\bar{B} \bar{B}^T)^{-1} \left(\frac{\theta_2}{\Delta t^2} \right).
\end{aligned}$$

Therefore, we have obtained

$$\begin{aligned}
\sum_{i=3}^{N_t} \mathcal{T}_i &= \sum_{i=3}^{N_t} \int \zeta \bar{E}_{i-1} A_1^T (\bar{B} \bar{B}^T)^{-1} \theta_i + \sum_{i=2}^{N_t-1} \int \zeta \left(\frac{\bar{E}_i - \bar{E}_{i-1}}{\Delta t} \right) A_2^T (\bar{B} \bar{B}^T)^{-1} \theta_i \\
&\quad + \sum_{i=1}^{N_t-2} \int \zeta \left(\frac{\bar{E}_{i+1} - 2\bar{E}_i + \bar{E}_{i-1}}{\Delta t^2} \right) (\bar{B} \bar{B}^T)^{-1} \theta_i + \mathcal{B}_1 + \mathcal{B}_2,
\end{aligned} \tag{34}$$

with

$$\begin{aligned}
\mathcal{B}_1 &= \frac{1}{\Delta t} \int \zeta \bar{E}_1 A_2^T (\bar{B} \bar{B}^T)^{-1} \theta_2 - \frac{1}{\Delta t} \int \zeta \bar{E}_{N_t-1} A_2^T (\bar{B} \bar{B}^T)^{-1} \theta_{N_t}, \\
\mathcal{B}_2 &= \int \zeta (\bar{E}_{N_t-2} - 2\bar{E}_{N_t-1}) (\bar{B} \bar{B}^T)^{-1} \left(\frac{\theta_{N_t-1}}{\Delta t^2} \right) + \int \zeta \bar{E}_{N_t-1} (\bar{B} \bar{B}^T)^{-1} \left(\frac{\theta_{N_t}}{\Delta t^2} \right) \\
&\quad - \int \zeta (-2\bar{E}_1 + \bar{E}_0) (\bar{B} \bar{B}^T)^{-1} \left(\frac{\theta_1}{\Delta t^2} \right) - \int \zeta \bar{E}_1 (\bar{B} \bar{B}^T)^{-1} \left(\frac{\theta_2}{\Delta t^2} \right).
\end{aligned}$$

The boundary terms \mathcal{B}_1 and \mathcal{B}_2 can be reformulated in the following way. First,

$$\begin{aligned}
\Delta t \mathcal{B}_1 &= - \int \Phi(x_{N_t}) \hat{\zeta} \left(\sum_{k=3}^{N_t} \bar{E}_{k-1} A_2^T (\bar{B} \bar{B}^T)^{-1} \theta_k \right) \\
&\quad + \int \Phi(x_{N_t}) \hat{\zeta} \left(\sum_{k=2}^{N_t-1} \bar{E}_{k-1} A_2^T (\bar{B} \bar{B}^T)^{-1} \theta_k \right) \\
&= - \int \Phi(x_{N_t-1}) \hat{\zeta} \left(\sum_{k=2}^{N_t-1} \bar{E}_{k-1} A_2^T (\bar{B} \bar{B}^T)^{-1} \theta_k \right) \\
&\quad + \int \Phi(x_{N_t}) \hat{\zeta} \left(\sum_{k=2}^{N_t-1} \bar{E}_{k-1} A_2^T (\bar{B} \bar{B}^T)^{-1} \theta_k \right).
\end{aligned}$$

Here we use the stationarity property and the notation

$$\hat{\zeta} = \left(\prod_{j=1}^{N_t} P_j \right) P^{ss}.$$

Therefore

$$\mathcal{B}_1 = \int \hat{\zeta} \left(\frac{\Phi(x_{N_t}) - \Phi(x_{N_t-1})}{\Delta t} \right) \sum_{k=2}^{N_t-1} \bar{E}_{k-1} A_2^T (\bar{B} \bar{B}^T)^{-1} \theta_k. \quad (35)$$

Next, we focus on \mathcal{B}_2 . By adding and subtracting \bar{E}_{N_t} and \bar{E}_2 in the second and fourth integrals in \mathcal{B}_2 , we obtain

$$\begin{aligned} \mathcal{B}_2 &= \int \zeta (\bar{E}_{N_t-2} - 2\bar{E}_{N_t-1}) (\bar{B} \bar{B}^T)^{-1} \left(\frac{\theta_{N_t-1}}{\Delta t^2} \right) + \int \zeta (\bar{E}_{N_t-1} - \bar{E}_{N_t} + \bar{E}_{N_t}) (\bar{B} \bar{B}^T)^{-1} \left(\frac{\theta_{N_t}}{\Delta t^2} \right) \\ &\quad - \int \zeta (-2\bar{E}_1 + \bar{E}_0) (\bar{B} \bar{B}^T)^{-1} \left(\frac{\theta_1}{\Delta t^2} \right) - \int \zeta (\bar{E}_1 - \bar{E}_2 + \bar{E}_2) (\bar{B} \bar{B}^T)^{-1} \left(\frac{\theta_2}{\Delta t^2} \right). \end{aligned}$$

Then we split into two parts $\mathcal{B}_2 = \mathcal{B}_{2,I} + \mathcal{B}_{2,II}$ where

$$\begin{aligned} \mathcal{B}_{2,I} &= - \int \zeta (\bar{E}_{N_t-1} - \bar{E}_{N_t-2}) (\bar{B} \bar{B}^T)^{-1} \left(\frac{\theta_{N_t-1}}{\Delta t^2} \right) - \int \zeta (\bar{E}_{N_t} - \bar{E}_{N_t-1}) (\bar{B} \bar{B}^T)^{-1} \left(\frac{\theta_{N_t}}{\Delta t^2} \right) \\ &\quad + \int \zeta (\bar{E}_1 - \bar{E}_0) (\bar{B} \bar{B}^T)^{-1} \left(\frac{\theta_1}{\Delta t^2} \right) + \int \zeta (\bar{E}_2 - \bar{E}_1) (\bar{B} \bar{B}^T)^{-1} \left(\frac{\theta_2}{\Delta t^2} \right), \end{aligned}$$

and

$$\begin{aligned} \mathcal{B}_{2,II} &= - \int \zeta \bar{E}_{N_t-1} (\bar{B} \bar{B}^T)^{-1} \left(\frac{\theta_{N_t-1}}{\Delta t^2} \right) + \int \zeta \bar{E}_{N_t} (\bar{B} \bar{B}^T)^{-1} \left(\frac{\theta_{N_t}}{\Delta t^2} \right) \\ &\quad + \int \zeta \bar{E}_1 (\bar{B} \bar{B}^T)^{-1} \left(\frac{\theta_1}{\Delta t^2} \right) - \int \zeta \bar{E}_2 (\bar{B} \bar{B}^T)^{-1} \left(\frac{\theta_2}{\Delta t^2} \right). \end{aligned}$$

Next, we reformulate $\mathcal{B}_{2,I}$ and $\mathcal{B}_{2,II}$. For convenience, we use the notation $f_k = (\bar{E}_k - \bar{E}_{k-1}) (\bar{B} \bar{B}^T)^{-1} \theta_k \Delta t^{-2}$. We recognize a telescopic sum structure,

$$\begin{aligned} -\mathcal{B}_{2,I} &= \int \Phi(x_{N_t}) \hat{\zeta} \left(\sum_{k=2}^{N_t-1} f_k - f_{k-1} \right) + \int \Phi(x_{N_t}) \hat{\zeta} \left(\sum_{k=3}^{N_t} f_k - f_{k-1} \right) \\ &= \int \Phi(x_{N_t}) \hat{\zeta} \left(\sum_{k=2}^{N_t-1} f_k \right) - \int \Phi(x_{N_t}) \hat{\zeta} \left(\sum_{k=2}^{N_t-1} f_{k-1} \right) \\ &\quad + \int \Phi(x_{N_t}) \hat{\zeta} \left(\sum_{k=3}^{N_t} f_k \right) - \int \Phi(x_{N_t}) \hat{\zeta} \left(\sum_{k=3}^{N_t} f_{k-1} \right). \end{aligned}$$

We use the the stationarity property on the left and a simple change of summation in the right.

$$\begin{aligned} -\mathcal{B}_{2,I} &= \int \Phi(x_{N_t-1}) \hat{\zeta} \left(\sum_{k=1}^{N_t-2} f_k \right) - \int \Phi(x_{N_t}) \hat{\zeta} \left(\sum_{k=1}^{N_t-2} f_k \right) \\ &\quad + \int \Phi(x_{N_t-1}) \hat{\zeta} \left(\sum_{k=2}^{N_t-1} f_k \right) - \int \Phi(x_{N_t}) \hat{\zeta} \left(\sum_{k=2}^{N_t-1} f_k \right). \end{aligned}$$

Therefore we obtain

$$\begin{aligned} \mathcal{B}_{2,I} &= \int \hat{\zeta} \left(\frac{\Phi(x_{N_t}) - \Phi(x_{N_t-1})}{\Delta t} \right) \left(\sum_{k=1}^{N_t-2} \left(\frac{\bar{E}_k - \bar{E}_{k-1}}{\Delta t} \right) (\bar{B} \bar{B}^T)^{-1} \theta_k \right) \\ &\quad + \int \hat{\zeta} \left(\frac{\Phi(x_{N_t}) - \Phi(x_{N_t-1})}{\Delta t} \right) \left(\sum_{k=2}^{N_t-1} \left(\frac{\bar{E}_k - \bar{E}_{k-1}}{\Delta t} \right) (\bar{B} \bar{B}^T)^{-1} \theta_k \right). \end{aligned} \quad (36)$$

Now we turn to the boundary term $\mathcal{B}_{2,II}$ and we use the notation $\mathbf{e}_k = \bar{E}_k(\bar{B}\bar{B}^T)^{-1}\theta_k\Delta t^{-2}$:

$$\begin{aligned}\mathcal{B}_{2,II} &= - \int \zeta \sum_{k=2}^{N_t-1} (\mathbf{e}_k - \mathbf{e}_{k-1}) + \int \zeta \sum_{k=3}^{N_t} (\mathbf{e}_k - \mathbf{e}_{k-1}) \\ &= - \int \Phi(x_{N_t}) \hat{\zeta} \left(\sum_{k=2}^{N_t-1} \mathbf{e}_k \right) + \int \Phi(x_{N_t}) \hat{\zeta} \left(\sum_{k=2}^{N_t-1} \mathbf{e}_{k-1} \right) \\ &\quad + \int \Phi(x_{N_t}) \hat{\zeta} \left(\sum_{k=3}^{N_t} \mathbf{e}_k \right) - \int \Phi(x_{N_t}) \hat{\zeta} \left(\sum_{k=3}^{N_t} \mathbf{e}_{k-1} \right).\end{aligned}$$

We use the stationary property and elementary changes of summation to get

$$\begin{aligned}\mathcal{B}_{2,II} &= - \int \Phi(x_{N_t-1}) \hat{\zeta} \left(\sum_{k=1}^{N_t-2} \mathbf{e}_k \right) + \int \Phi(x_{N_t}) \hat{\zeta} \left(\sum_{k=1}^{N_t-2} \mathbf{e}_k \right) \\ &\quad + \int \Phi(x_{N_t-2}) \hat{\zeta} \left(\sum_{k=1}^{N_t-2} \mathbf{e}_k \right) - \int \Phi(x_{N_t-1}) \hat{\zeta} \left(\sum_{k=1}^{N_t-2} \mathbf{e}_k \right).\end{aligned}$$

Therefore,

$$\mathcal{B}_{2,II} = \int \hat{\zeta} \left(\frac{\Phi(x_{N_t}) - 2\Phi(x_{N_t-1}) + \Phi(x_{N_t-2})}{\Delta t^2} \right) \left(\sum_{k=1}^{N_t-2} \bar{E}_k(\bar{B}\bar{B}^T)^{-1}\theta_k \right). \quad (37)$$

Now we collect all our results for the boundary terms (35), (36), (37) and substitute them into the right hand side of (34) before passing to the limit. We obtain

$$\begin{aligned}\sum_{i=3}^{N_t} \mathcal{T}_i &= \sum_{i=3}^{N_t} \int \hat{\zeta} \Phi(x_{N_t}) \bar{E}_{i-1} A_1^T (\bar{B}\bar{B}^T)^{-1} \theta_i \\ &\quad + \sum_{i=2}^{N_t-1} \int \hat{\zeta} \Phi(x_{N_t}) \left(\frac{\bar{E}_i - \bar{E}_{i-1}}{\Delta t} \right) A_2^T (\bar{B}\bar{B}^T)^{-1} \theta_i \\ &\quad + \sum_{i=1}^{N_t-2} \int \hat{\zeta} \Phi(x_{N_t}) \left(\frac{\bar{E}_{i+1} - 2\bar{E}_i + \bar{E}_{i-1}}{\Delta t^2} \right) (\bar{B}\bar{B}^T)^{-1} \theta_i \\ &\quad + \int \hat{\zeta} \left(\frac{\Phi(x_{N_t}) - \Phi(x_{N_t-1})}{\Delta t} \right) \sum_{k=2}^{N_t-1} \bar{E}_{k-1} A_2^T (\bar{B}\bar{B}^T)^{-1} \theta_k \\ &\quad + \int \hat{\zeta} \left(\frac{\Phi(x_{N_t}) - \Phi(x_{N_t-1})}{\Delta t} \right) \left(\sum_{k=1}^{N_t-2} \left(\frac{\bar{E}_k - \bar{E}_{k-1}}{\Delta t} \right) (\bar{B}\bar{B}^T)^{-1} \theta_k \right) \\ &\quad + \int \hat{\zeta} \left(\frac{\Phi(x_{N_t}) - \Phi(x_{N_t-1})}{\Delta t} \right) \left(\sum_{k=2}^{N_t-1} \left(\frac{\bar{E}_k - \bar{E}_{k-1}}{\Delta t} \right) (\bar{B}\bar{B}^T)^{-1} \theta_k \right) \\ &\quad + \int \hat{\zeta} \left(\frac{\Phi(x_{N_t}) - 2\Phi(x_{N_t-1}) + \Phi(x_{N_t-2})}{\Delta t^2} \right) \left(\sum_{k=1}^{N_t-2} \bar{E}_k (\bar{B}\bar{B}^T)^{-1} \theta_k \right).\end{aligned} \quad (38)$$

Again assuming we can take the limit as $N_t \rightarrow \infty$, we obtain our second main result when $n' = 2$, i.e.

$$\begin{aligned}\frac{d}{d\lambda} \langle \Phi(x(t)) \rangle_{\lambda} \Big|_{\lambda=0} &= \langle \Phi(x(t)) [p_{00}(t) + p_{10}(t) + p_{20}(t)] \rangle + \langle \dot{\Phi}(x(t)) [p_{11}(t) + 2p_{21}(t)] \rangle \\ &\quad + \langle \ddot{\Phi}(x(t)) p_{22}(t) \rangle,\end{aligned}$$

where

$$\dot{p}_{0,0}(t) = \bar{E}(x(t))A_1^T(\bar{B}\bar{B}^T)^{-1}B\dot{w}(t), \quad p_{1,0}(t) = \frac{d}{dt}(\bar{E}(x(t)))A_2^T(\bar{B}\bar{B}^T)^{-1}B\dot{w}(t),$$

$$\dot{p}_{2,0}(t) = \frac{d^2}{dt^2}(\bar{E}(x(t))) (\bar{B}\bar{B}^T)^{-1}B\dot{w}(t), \quad \dot{p}_{1,1}(t) = \bar{E}(x(t))A_2^T(\bar{B}\bar{B}^T)^{-1}B\dot{w}(t),$$

$$\dot{p}_{2,1}(t) = \frac{d}{dt}(\bar{E}(x(t))) (\bar{B}\bar{B}^T)^{-1}B\dot{w}(t), \quad \text{and} \quad \dot{p}_{2,2}(t) = \bar{E}(x(t))(\bar{B}\bar{B}^T)^{-1}B\dot{w}(t).$$

2. Case $n' \geq 1$: key steps

Now we turn to the general case $n' \geq 1$.

Step 3

The counterpart of formula (33) becomes

$$\sum_{i=n'+1}^{N_t} \mathcal{T}_i = \sum_{k=0}^{n'} \frac{(-1)^k}{(\Delta t)^k} \underbrace{\left(\sum_{i=n'+1}^{N_t} \int \bar{E}(x_{i-1})A_{k+1}^T(\bar{B}\bar{B}^T)^{-1}(D_k\theta)_i\Phi(x_{N_t})\hat{\zeta} \right)}_{S_k:=}. \quad (39)$$

The finite difference at the order $k \geq 0$ is defined as follows: $(D_0\theta)_i = \theta_i$ and $(D_k\theta)_i = (D_{k-1}\theta)_i - (D_{k-1}\theta)_{i-1}$ for $k \geq 1$. We recall that the matrices A_k for $1 \leq k \leq n'$ are defined in (9) and $A_{n'+1} = I_{q'}$.

Next we use a summation by part formula shown in Lemma 4 to reformulate each of the S_k , that is swapping the finite difference on θ to a finite difference on \bar{E} and obtaining boundary terms.

Step 4

Below, we use the notation $h_{i,k} = A_k^T(\bar{B}\bar{B}^T)^{-1}\theta_i$. In the rhs of (39), we consider each of the $n' + 1$ sums individually. For $k = 0$, we can rewrite the sum as

$$S_0 = \sum_{i=n'+1}^{N_t} \int \hat{\zeta}\Phi(x_{N_t})\bar{E}_{i-1}h_{i,1}$$

and for $k \geq 1$, we apply Lemma 4 (summation by part in appendix) to obtain $S_k = M_0 + B_0$ where

$$M_0 = \sum_{i=n'+1}^{N_t} \int \hat{\zeta}\Phi(x_{N_t}) \left(\frac{D_k\bar{E}_{i-1}}{(\Delta t)^k} \right) h_{i-k,k+1},$$

$$B_0 = \frac{1}{(\Delta t)^k} \sum_{j_1=1}^k (-1)^{k+j_1} \int \zeta \left(D_{j_1-1}\bar{E}_{i-1} \right) \left(D_{k-j_1}h_{i-j_1+1,k+1} \right) \Big|_{n'}^{N_t}.$$

Then, we use the stationarity property to transform B_0 into

$$B_0 = \frac{1}{(\Delta t)^k} \sum_{j_1=1}^k (-1)^{k+j_1} \sum_{i=n'}^{N_t-1} \int \hat{\zeta} \left(D_1\Phi_{N_t} \right) \left(D_{j_1-1}\bar{E}_{i-1} \right) \left(D_{k-j_1}h_{i-j_1+1,k+1} \right).$$

Step 5

We decompose $B_0 = M_{1,1} + M_{1,2} + B_1$ by separating the sum into two parts ($k - j_1 = 0$ and $k - j_1 \neq 0$):

$$\begin{aligned} M_{1,1} &= \sum_{\substack{j_1=1, \\ j_1=k}}^k \sum_{i=n'}^{N_t-1} \int \hat{\zeta} \left(\frac{D_1 \Phi_{N_t}}{(\Delta t)^1} \right) \left(\frac{D_{k-1} \bar{E}_{i-1}}{(\Delta t)^{k-1}} \right) h_{i-k+1, k+1}, \\ M_{1,2} &= \sum_{\substack{j_1=1, \\ j_1 \neq k}}^k \sum_{i=n'}^{N_t-1} \int \hat{\zeta} \left(\frac{D_1 \Phi_{N_t}}{(\Delta t)^1} \right) \left(\frac{D_{k-1} \bar{E}_{i-1}}{(\Delta t)^{k-1}} \right) h_{i-k+1, k+1}, \\ B_1 &= \frac{1}{(\Delta t)^k} \sum_{j_1=1}^{k-1} \sum_{j_2=1}^{k-j_1} (-1)^{k+j_1+j_2} \\ &\quad \times \int \hat{\zeta} \left(D_1 \Phi_{N_t} \right) \left(D_{j_1-j_2-2} \bar{E}_{i-1} \right) \left(D_{k-j_1-j_2} h_{i-j_1-j_2+2, k+1} \right) \Big|_{n'-1}^{N_t-1}. \end{aligned}$$

Notice that

$$M_{1,1} + M_{1,2} = \sum_{j_1=1}^k \sum_{i=n'}^{N_t-1} \int \hat{\zeta} \left(\frac{D_1 \Phi_{N_t}}{(\Delta t)^1} \right) \left(\frac{D_{k-1} \bar{E}_{i-1}}{(\Delta t)^{k-1}} \right) h_{i-k+1, k+1}.$$

Step 6

We repeat the steps above to the boundary term (B_1) and the subsequent boundary terms that appear at each iteration. The result obtained after repeating these a total of $k - 1$ times is

$$\begin{aligned} &\sum_{m=1}^{k-1} \binom{k}{m} \sum_{i=n'-(m-1)}^{N_t-m} \int \hat{\zeta} \left(\frac{D_m \Phi_{N_t}}{(\Delta t)^m} \right) \left(\frac{D_{k-m} \bar{E}_{i-1}}{(\Delta t)^{k-m}} \right) h_{i-k+m, k+1} \\ &+ \sum_{j_1=1}^1 \sum_{j_2=1}^{2-j_1} \dots \sum_{j_k=1}^{k-\mathcal{J}_{m-1}} (-1)^{k+\mathcal{J}_m} \int \hat{\zeta} \left(D_{k-1} \Phi_{N_t} \right) \left(D_{\mathcal{J}_k-k} \bar{E}_{i-1} \right) \left(D_{k-\mathcal{J}_k} h_{i-\mathcal{J}_k+k, k+1} \right) \Big|_{n'-(l-1)}^{N_t-(l-1)}. \end{aligned}$$

Here, $\mathcal{J}_k = j_1 + j_2 + \dots + j_k$.

Step 7

By applying the stationarity property to the boundary term, collecting terms, and rearranging, we arrive at the desired result

$$\sum_{i=n'+1}^{N_t} \mathcal{T}_i = \sum_{k=0}^{n'} \sum_{m=0}^k \binom{k}{m} \sum_{i=n'+1-k}^{N_t-k} \int \hat{\zeta} \left(\frac{D_m \Phi_{N_t}}{(\Delta t)^m} \right) \left(\frac{D_{k-m} \bar{E}_{i-1+(k-m)}}{(\Delta t)^{k-m}} \right) A_{k+1}^T (\bar{B} \bar{B}^T)^{-1} \theta_i. \quad (40)$$

Step 8

Taking limits as $N_t \rightarrow \infty$ and rearranging further, we then have the formula (21-22).

3. Technical lemmata

Lemma 3. \mathcal{T}_i defined by (31) satisfies (32).

Proof. We start from (31) with $n' = 2$,

$$\begin{aligned} \mathcal{T}_i &= \int \Phi(x_{N_t}) P'_{\lambda=0, i} \left(\prod_{j=1, j \neq i}^{N_t} P_j \right) P^{ss} \\ &= \int \Phi(x_{N_t}) \bar{E}_{i-1} \cdot (\delta \mathcal{X}_i)_{y_{i-1,1}} (\delta \mathcal{Y}_{i-1,1} \delta \mathcal{Y}_{i,1} g_i) \left(\prod_{j=1, j \notin \{i-1, i\}}^{N_t} P_j \right) \delta \mathcal{X}_{i-1} g_{i-1} P^{ss}. \end{aligned}$$

An integration by part gives $\mathcal{T}_i = -\mathcal{T}_{i,1} - \mathcal{T}_{i,2} - \mathcal{T}_{i,3}$ where

$$\begin{aligned}\mathcal{T}_{i,1} &= \int \Phi(x_{N_t}) \bar{E}_{i-1} \cdot (\delta y_{i-1,1})_{y_{i-1,1}} \left(\prod_{j=1, j \neq i-1}^{N_t} P_j \right) \delta \mathcal{X}_{i-1} g_{i-1} P^{ss} \\ \mathcal{T}_{i,2} &= \int \Phi(x_{N_t}) \bar{E}_{i-1} \cdot (\delta y_{i,1})_{y_{i-1,1}} \delta \mathcal{X}_i g_i \left(\prod_{j=1, j \neq i}^{N_t} P_j \right) P^{ss} \\ \mathcal{T}_{i,3} &= \int \Phi(x_{N_t}) \bar{E}_{i-1} \cdot (g_i)_{y_{i-1,1}} \delta y_{i,1} \delta \mathcal{X}_i \left(\prod_{j=1, j \neq i}^{N_t} P_j \right) P^{ss}.\end{aligned}$$

Using $(\delta y_{i-1,1})_{y_{i-1,1}} = -(\Delta t)^{-1} (\delta y_{i-1,1})_{y_{i-2,2}}$, we reformulate $\mathcal{T}_{i,1}$ as follows

$$\begin{aligned}\mathcal{T}_{i,1} &= -\frac{1}{\Delta t} \int \Phi(x_{N_t}) \bar{E}_{i-1} \cdot (\delta y_{i-1,1})_{y_{i-2,2}} \left(\prod_{j=1, j \neq i-1}^{N_t} P_j \right) \delta \mathcal{X}_{i-1} g_{i-1} P^{ss} \\ &= \frac{1}{\Delta t} \int \zeta \bar{E}_{i-1} \cdot (\log(g_{i-2} g_{i-1}))_{y_{i-2,2}} \text{ (by integration by parts),}\end{aligned}$$

where we reuse the notation

$$\zeta = \Phi(x_{N_t}) \left(\prod_{j=1}^{N_t} P_j \right) P^{ss}.$$

Next, using $(\delta y_{i,1})_{y_{i-1,1}} = (\Delta t)^{-1} (\delta y_{i-1,1})_{y_{i-1,2}}$, we reformulate $\mathcal{T}_{i,2}$ as follows

$$\begin{aligned}\mathcal{T}_{i,2} &= \frac{1}{\Delta t} \int \Phi(x_{N_t}) \bar{E}_{i-1} \cdot (\delta y_{i,1})_{y_{i-1,2}} \left(\prod_{j=1, j \neq i}^{N_t} P_j \right) \delta \mathcal{X}_i g_i P^{ss} \\ &= -\frac{1}{\Delta t} \int \zeta \bar{E}_{i-1} \cdot (\log(g_{i-1} g_i))_{y_{i-1,2}} \text{ (by integration by parts).}\end{aligned}$$

Finally, we reformulate $\mathcal{T}_{i,3}$ as follows

$$\mathcal{T}_{i,3} = \int \zeta \bar{E}_{i-1} \cdot (\log(g_i))_{y_{i-1,1}}.$$

We can collect the results above to obtain (32). □

Lemma 4. *Summation by parts formula for $1 \leq k \leq n$*

$$\sum_{i=n+1}^N \phi_{i-1} D_k \psi_i = (-1)^k \sum_{i=n+1}^N D_k \phi_{i-1} \psi_{i-k} + \sum_{j=1}^k (-1)^{j-1} \left(D_{j-1} \phi_{i-1} D_{k-j} \psi_{i-j+1} \right) \Big|_n^N.$$

Proof. We have that

$$\begin{aligned}\sum_{i=n+1}^N \phi_{i-1} D^k \psi_i &= - \left(\sum_{i=n+1}^N \phi_{i-1} D^{k-1} \psi_{i-1} - \sum_{i=n+1}^N \phi_{i-2} D^{k-1} \psi_{i-1} \right) \\ &\quad + \left(\sum_{i=n+1}^N \phi_{i-1} D^{k-1} \psi_i - \sum_{i=n+1}^N \phi_{i-2} D^{k-1} \psi_{i-1} \right) \\ &= - \sum_{i=n+1}^N D^1 \phi_{i-1} D^{k-1} \psi_{i-1} + \left(\phi_{i-1} D^{k-1} \psi_i \right) \Big|_n^N.\end{aligned}$$

By inductively applying the above identity to $\sum_{i=n+1}^N D^l \phi_{i-1} D^{k-l} \psi_{i-l}$, it can be shown that the following holds for $l = 1, \dots, k$.

$$\sum_{i=n+1}^N \phi_{i-1} D^k \psi_i = (-1)^l \sum_{i=n+1}^N D^l \phi_{i-1} D^{k-l} \psi_{i-l} + \sum_{j=1}^l (-1)^{j-1} \left(D^{j-1} \phi_{i-1} D^{k-j} \psi_{i-j+1} \right) \Big|_n^N$$

In particular, the case $l = k$ holds and concludes the proof. \square

C. Details of weight formulas

Calculations yield the following formulae. In the rest of this section, let $\alpha = k/\xi_0 + \ell$ and $\beta = k/\xi_0 - \ell$. Furthermore, when the average, $\langle \dots \rangle$, appears without the dependence on t , we implicitly mean to take the average with respect to the steady state.

1. Weight formulas associated with (25)

$$\langle x(t) p_{0,0}^1(t) \rangle = \frac{1 - e^{-\frac{k}{\xi_0} t}}{k} - \frac{e\sigma}{\xi_0} c(t), \quad \text{and} \quad \langle \dot{x}(t) p_{1,1}^1(t) \rangle = \frac{e\sigma}{\xi_0} c(t),$$

where

$$c(t) = \frac{e^{-\ell t} (\beta \cos(\omega t) + \omega \sin(\omega t)) - \beta e^{-\frac{k}{\xi_0} t}}{\beta^2 + \omega^2}.$$

2. Weight formulas associated with (26)

$$\begin{aligned} \langle x^2(t) p_{0,0}^2(t) \rangle &= \frac{\sigma^2}{\xi_0^2} e^{-2\ell t} \left(\frac{\cos(2\omega t) \mathcal{A}_1 + \sin(2\omega t) \mathcal{B}_1 + \mathcal{C}_1}{2\beta(\beta^2 + \omega^2)^2} \right) \\ &\quad + \frac{2\sigma}{\xi_0} e^{-\alpha t} \left(\frac{\cos(\omega t) \mathcal{D}_1 + \sin(\omega t) \mathcal{E}_1}{\beta^2 + \omega^2} \right) \\ &\quad + \frac{\sigma}{k} (e^{-2k/\xi_0 t} - 1) a_{1,1}, \end{aligned}$$

$$\begin{aligned} \langle x^2(t) p_{1,0}^2(t) \rangle &= \frac{\sigma^2}{\xi_0^2} e^{-2\ell t} \left(\frac{\cos(2\omega t) \mathcal{A}_2 + \sin(2\omega t) \mathcal{B}_2 + \mathcal{C}_2}{2(\frac{k}{\xi_0} - \ell)((\frac{k}{\xi_0} - \ell)^2 + \omega^2)^2} \right) \\ &\quad + \frac{2\sigma}{\xi_0} e^{-(k/\xi_0 + \ell)t} \left(\frac{\cos(\omega t) \mathcal{D}_2 + \sin(\omega t) \mathcal{E}_2}{(\frac{k}{\xi_0} - \ell)^2 + \omega^2} \right) \\ &\quad + \frac{\sigma}{k} (e^{-2k/\xi_0 t} - 1) a_{1,2}, \end{aligned}$$

and

$$\begin{aligned} \langle \dot{x}^2(t) p_{1,1}^2(t) \rangle &= \frac{-2k\sigma^2}{\xi_0^3} e^{-2\ell t} \left(\frac{\cos(2\omega t) \mathcal{A}_3 + \sin(2\omega t) \mathcal{B}_3 + \mathcal{C}_3}{2(\frac{k}{\xi_0} - \ell)((\frac{k}{\xi_0} - \ell)^2 + \omega^2)^2} \right) \\ &\quad + \frac{-4k\sigma}{\xi_0^2} e^{-(k/\xi_0 + \ell)t} \left(\frac{\cos(\omega t) \mathcal{D}_3 + \sin(\omega t) \mathcal{E}_3}{(\frac{k}{\xi_0} - \ell)^2 + \omega^2} \right) \\ &\quad + \frac{-2\sigma}{\xi_0} (e^{-2k/\xi_0 t} - 1) a_{1,3} \\ &\quad + \frac{\sigma}{\xi_0} e^{-2\ell t} \left(\frac{\cos^2(\omega t) \mathcal{F} + \cos(\omega t) \sin(\omega t) \mathcal{G} + \sin^2(\omega t) \mathcal{H}}{\alpha^2 + \omega^2} \right) \\ &\quad + e^{-(k/\xi_0 + \ell)t} (\cos(\omega t) a_{1,3} + \sin(\omega t) a_{2,3}) - a_{1,3}, \end{aligned}$$

where we use the following constant

$$\begin{aligned}
\mathcal{A}_i &= c_{1,i}\beta^3 - c_{2,i}\beta\omega^2 - (2b_{2,i})\beta^2\omega, \\
\mathcal{B}_i &= c_{1,i}\beta^2\omega + c_{2,i}\beta^2\omega + (2b_{2,i})\beta^3, \\
\mathcal{C}_i &= c_{2,i}\beta(\beta^2 + \omega^2) + (2b_{2,i})\omega(\beta^2 + \omega^2), \\
\mathcal{D}_i &= a_{1,i}\beta - a_{2,i}\omega, \\
\mathcal{E}_i &= a_{1,i}\omega + a_{2,i}\beta, \\
\mathcal{F} &= (b_{1,3}a + b_{2,3}\omega), \\
\mathcal{G} &= (b_{1,3}\omega + 2b_{2,3}a + b_{3,3}\omega), \\
\mathcal{H} &= (b_{2,3}\omega + b_{3,3}a),
\end{aligned}$$

and

$$\begin{aligned}
c_{1,i} &= \frac{4\ell^2\langle y_1 F_{1,i} \rangle + 4\omega\ell\langle y_2 F_{1,i} \rangle + 4\omega\ell\langle y_1 F_{2,i} \rangle - 4\ell^2\langle y_2 F_{2,i} \rangle}{-4(\ell^2 + \omega^2)}, \\
c_{2,i} &= -(\langle y_1 F_{1,i} \rangle + \langle y_2 F_{2,i} \rangle), \\
b_{1,i} &= \frac{2(2\ell^2 + \omega^2)\langle y_1 F_{1,i} \rangle + 2\omega\ell\langle y_2 F_{1,i} \rangle + 2\omega\ell\langle y_1 F_{2,i} \rangle + 2\omega^2\langle y_2 F_{2,i} \rangle}{-4(\ell^2 + \omega^2)}, \\
b_{2,i} &= \frac{-2\omega\ell\langle y_1 F_{1,i} \rangle + 2\ell^2\langle y_2 F_{1,i} \rangle + 2\ell^2\langle y_1 F_{2,i} \rangle + 2\omega\ell\langle y_2 F_{2,i} \rangle}{-4(\ell^2 + \omega^2)}, \\
b_3 &= \frac{\omega^2 2\langle y_1 F_{1,i} \rangle - 2\ell\omega(\langle y_2 F_{1,i} \rangle + \langle y_1 F_{2,i} \rangle) + (2\ell^2 + \omega^2)2\langle y_2 F_{2,i} \rangle}{-4(\ell^2 + \omega^2)}, \\
a_{1,i} &= \frac{-\alpha(\ell\langle x F_{1,i} \rangle - b_{1,i}) + \omega(\ell\langle x F_{2,i} \rangle - b_{2,i})}{\alpha^2 + \omega^2}, \\
a_{2,i} &= \frac{\omega(\ell\langle x F_{1,i} \rangle - b_{1,i}) - \alpha(\ell\langle x F_{2,i} \rangle - b_{2,i})}{\alpha^2 + \omega^2},
\end{aligned}$$

with $F_{1,1} = ex$, $F_{2,1} = e\omega\ell^{-1}x$, $F_{1,2} = e\ell^{-1}\dot{x}$, $F_{2,2} = 0$, $F_{1,3} = e\ell^{-1}x$, $F_{2,3} = 0$.

3. Weight formulas associated with (27)

$$\langle x(t)p_{00}^3(t) \rangle = e\gamma\alpha_0 \left(\frac{1 - e^{-k/\xi_0 t}}{k} - \ell \frac{te^{-\ell t}}{k - \ell\xi_0} - (k - 2\ell\xi_0) \frac{e^{-\ell t} - e^{-k/\xi_0 t}}{(k - \ell\xi_0)^2} \right),$$

$$\langle \dot{x}(t)p_{11}^3(t) \rangle = e\gamma\alpha_1 \left(\ell \frac{te^{-\ell t}}{k - \ell\xi_0} - \ell\xi_0 \frac{e^{-\ell t} - e^{-k/\xi_0 t}}{(k - \ell\xi_0)^2} \right),$$

and

$$\langle \ddot{x}(t)p_{22}^3(t) \rangle = e\gamma \left(-\ell \frac{te^{-\ell t}}{k - \ell\xi_0} + k \frac{e^{-\ell t} - e^{-k/\xi_0 t}}{(k - \ell\xi_0)^2} \right).$$

4. Weight formulas associated with (28)

$$\begin{aligned}
\langle x^2(t)p_{0,0}^4(t) \rangle &= \mathcal{A}_1 \left(t^2 e^{-2\ell t} \right) + \mathcal{B}_1 \left(t e^{-2\ell t} \right) + \mathcal{C}_1 \left(t e^{-\ell t} \right) + \mathcal{D}_1 \left(t e^{-\alpha t} \right) \\
&+ \mathcal{E}_1 \left(e^{-2\ell t} - e^{-2k/\xi_0 t} \right) + \mathcal{F}_1 \left(e^{-\ell t} - e^{-2k/\xi_0 t} \right) + \mathcal{G}_1 \left(e^{-\alpha t} - e^{-2k/\xi_0 t} \right) \\
&+ \frac{\gamma}{k} b_{1,1} \left(1 - e^{-2k/\xi_0 t} \right),
\end{aligned}$$

$$\begin{aligned}
\langle x^2(t)p_{1,0}^4(t) \rangle &= \mathcal{A}_2 \left(t^2 e^{-2\ell t} \right) + \mathcal{B}_2 \left(t e^{-2\ell t} \right) + \mathcal{C}_2 \left(t e^{-\ell t} \right) + \mathcal{D}_2 \left(t e^{-\alpha t} \right) \\
&+ \mathcal{E}_2 \left(e^{-2\ell t} - e^{-2k/\xi_0 t} \right) + \mathcal{F}_2 \left(e^{-\ell t} - e^{-2k/\xi_0 t} \right) + \mathcal{G}_2 \left(e^{-\alpha t} - e^{-2k/\xi_0 t} \right) \\
&+ \frac{\gamma}{k} b_{1,2} \left(1 - e^{-2k/\xi_0 t} \right),
\end{aligned}$$

$$\begin{aligned}
\langle x^2(t)p_{1,0}^4(t) \rangle &= \mathcal{A}_3 \left(t^2 e^{-2\ell t} \right) + \mathcal{B}_3 \left(t e^{-2\ell t} \right) + \mathcal{C}_3 \left(t e^{-\ell t} \right) + \mathcal{D}_3 \left(t e^{-\alpha t} \right) \\
&+ \mathcal{E}_3 \left(e^{-2\ell t} - e^{-2k/\xi_0 t} \right) + \mathcal{F}_3 \left(e^{-\ell t} - e^{-2k/\xi_0 t} \right) + \mathcal{G}_3 \left(e^{-\alpha t} - e^{-2k/\xi_0 t} \right) \\
&+ \frac{\gamma}{k} b_{1,3} \left(1 - e^{-2k/\xi_0 t} \right),
\end{aligned}$$

$$\begin{aligned}
\langle x^2(t)p_{1,1}^4(t) \rangle &= \left(\frac{-2k}{\xi_0} \mathcal{A}_4 + \frac{2\gamma}{\xi_0} \mathcal{I}_4 \right) \left(t^2 e^{-2\ell t} \right) + \left(\frac{-2k}{\xi_0} \mathcal{B}_4 + \frac{2\gamma}{\xi_0} \mathcal{J}_4 \right) \left(t e^{-2\ell t} \right) \\
&+ \frac{-2k}{\xi_0} \mathcal{C}_4 \left(t e^{-\ell t} \right) + \left(\frac{-2k}{\xi_0} \mathcal{D}_4 + \frac{2\gamma}{\xi_0} \mathcal{L}_4 \right) \left(t e^{-\alpha t} \right) \\
&+ \frac{-2k}{\xi_0} \mathcal{E}_4 \left(e^{-2\ell t} - e^{-2k/\xi_0 t} \right) + \frac{-2k}{\xi_0} \mathcal{F}_4 \left(e^{-\ell t} - e^{-2k/\xi_0 t} \right) \\
&+ \frac{-2k}{\xi_0} \mathcal{G}_4 \left(e^{-\alpha t} - e^{-2k/\xi_0 t} \right) + \frac{2\gamma}{\xi_0} b_{1,4} \left(e^{-2k/\xi_0 t} \right) \\
&+ \frac{2\gamma}{\xi_0} \mathcal{K}_4 \left(e^{-2\ell t} \right) + \frac{2\gamma}{\xi_0} \mathcal{M}_4 \left(e^{-\alpha t} \right),
\end{aligned}$$

$$\begin{aligned}
\langle x^2(t)p_{2,1}^4(t) \rangle &= \left(\frac{-2k}{\xi_0} \mathcal{A}_5 + \frac{2\gamma}{\xi_0} \mathcal{I}_5 \right) \left(t^2 e^{-2\ell t} \right) + \left(\frac{-2k}{\xi_0} \mathcal{B}_5 + \frac{2\gamma}{\xi_0} \mathcal{J}_5 \right) \left(t e^{-2\ell t} \right) \\
&+ \frac{-2k}{\xi_0} \mathcal{C}_5 \left(t e^{-\ell t} \right) + \left(\frac{-2k}{\xi_0} \mathcal{D}_5 + \frac{2\gamma}{\xi_0} \mathcal{L}_5 \right) \left(t e^{-\alpha t} \right) \\
&+ \frac{-2k}{\xi_0} \mathcal{E}_5 \left(e^{-2\ell t} - e^{-2k/\xi_0 t} \right) + \frac{-2k}{\xi_0} \mathcal{F}_5 \left(e^{-\ell t} - e^{-2k/\xi_0 t} \right) \\
&+ \frac{-2k}{\xi_0} \mathcal{G}_5 \left(e^{-\alpha t} - e^{-2k/\xi_0 t} \right) + \frac{2\gamma}{\xi_0} b_{1,5} \left(e^{-2k/\xi_0 t} \right) \\
&+ \frac{2\gamma}{\xi_0} \mathcal{K}_5 \left(e^{-2\ell t} \right) + \frac{2\gamma}{\xi_0} \mathcal{M}_5 \left(e^{-\alpha t} \right),
\end{aligned}$$

and

$$\begin{aligned}
\langle \ddot{x}^2(t) p_{2,2}^4(t) \rangle &= \left(\frac{4k^2}{\xi_0^2} \mathcal{A}_6 - \frac{6k\sigma}{\xi_0^2} \mathcal{I}_6 + \frac{2\sigma^2}{\xi_0^2} \mathcal{N}_6 - \frac{2\sigma}{\xi_0} \mathcal{I}_6 \right) \left(t^2 e^{-2\ell t} \right) \\
&+ \left(\frac{4k^2}{\xi_0^2} \mathcal{B}_6 - \frac{6k\sigma}{\xi_0^2} \mathcal{J}_6 + \frac{2\sigma^2}{\xi_0^2} \mathcal{O}_6 + \frac{2\sigma}{\xi_0} \mathcal{R}_6 \right) \left(t e^{-2\ell t} \right) \\
&+ \frac{4k^2}{\xi_0^2} \mathcal{C}_6 \left(t e^{-\ell t} \right) + \left(\frac{4k^2}{\xi_0^2} \mathcal{D}_6 - \frac{6k\sigma}{\xi_0^2} \mathcal{L}_6 - \frac{2\sigma}{\xi_0} \mathcal{L}_6 \right) \left(t e^{-\alpha t} \right) \\
&+ \frac{4k^2}{\xi_0^2} \mathcal{E}_6 \left(e^{-2\ell t} - e^{-2k/\xi_0 t} \right) + \frac{4k^2}{\xi_0^2} \mathcal{F}_6 \left(e^{-\ell t} - e^{-2k/\xi_0 t} \right) \\
&+ \frac{4k^2}{\xi_0^2} \mathcal{G}_6 \left(e^{-\alpha t} - e^{-2k/\xi_0 t} \right) + \frac{4k^2}{\xi_0^2} \frac{\gamma}{k} b_{1,i} \left(1 - e^{-2k/\xi_0 t} \right) \\
&+ \left(-\frac{6k\sigma}{\xi_0^2} \mathcal{K}_6 - \frac{2\sigma}{\xi_0} \frac{1}{2} \mathcal{K}_6 \right) \left(e^{-2\ell t} \right) + \left(-\frac{6k\sigma}{\xi_0^2} \mathcal{M}_6 + \frac{2\sigma}{\xi_0} \mathcal{U}_6 \right) \left(e^{-\alpha t} \right) \\
&+ \left(-\frac{6k\sigma}{\xi_0^2} b_{1,6} + \frac{2\sigma^2}{\xi_0^2} \mathcal{P}_6 + \frac{2\sigma}{\xi_0} b_{2,6} \right)
\end{aligned}$$

where we use the following constants

$$\begin{aligned}
\mathcal{A}_i &= \frac{\sigma}{\xi_0} A_i (-1/\beta^2), \\
\mathcal{B}_i &= \frac{\sigma}{\xi_0} A_i (1/\beta^3 - 2/(\ell\beta^2)), \\
\mathcal{C}_i &= \frac{\sigma}{\xi_0} A_i (1/\beta^3), \\
\mathcal{D}_i &= \left(\frac{\sigma}{\xi_0} A_i (-2/\beta^3) + 2\gamma/\xi_0 \ell (b_{1,i} + b_{2,i})/\beta \right), \\
\mathcal{E}_i &= \frac{\sigma}{\xi_0} A_i (-1/(2\beta^4) + 1/(\ell\beta^3)), \\
\mathcal{F}_i &= \frac{\sigma}{\xi_0} A_i (-1/(2\beta^4) + 2/(\ell\beta^3)), \\
\mathcal{G}_i &= \left(\frac{\sigma}{\xi_0} A_i (2/\beta^4 - 4/(\ell\beta^3)) + 2\gamma/\xi_0 (-\ell(b_{1,i} + b_{2,i})/\beta^2 + b_{1,i}\beta) \right), \\
\mathcal{I}_i &= -A_i (\ell^2/\beta), \\
\mathcal{J}_i &= A_i (\ell^2/\beta^2 - 2\ell/\beta), \\
\mathcal{K}_i &= 2A_i \ell/\beta^2, \\
\mathcal{L}_i &= (-A_i \ell^2/\beta^2 + \ell(b_{1,i} + b_{2,i})), \\
\mathcal{M}_i &= (2A_i \ell/\beta^2 + b_{1,i}), \\
\mathcal{N}_i &= -(\langle y_1 F_i \rangle + \langle y_2 F_i \rangle) \ell^2, \\
\mathcal{O}_i &= -(2\langle y_1 F_i \rangle + \langle y_2 F_i \rangle) \ell,
\end{aligned}$$

$$\begin{aligned}
\mathcal{P}_i &= (\langle y_1 F_i \rangle + \frac{1}{2} \langle y_2 F_i \rangle), \\
\mathcal{R}_i &= A_i (-\ell^2/\beta^2 + \ell/\beta), \\
\mathcal{U}_i &= (A_i \ell/\beta^2 + b_{2,i}), \\
A_i &= \gamma/\xi_0 \langle y_1 F_i \rangle, \\
b_{1,i} &= 1/\alpha^2 (-(\alpha + \ell)\gamma/\xi_0 (\langle y_1 F_i \rangle + (1/2)\langle y_2 F_i \rangle) - \ell^2 \langle x F_i \rangle), \\
b_{2,i} &= 1/\alpha^2 (\ell\gamma/\xi_0 (\langle y_1 F_i \rangle + (1/2)\langle y_2 F_i \rangle) - (k/\xi_0) \ell \langle x F_i \rangle),
\end{aligned}$$

$$\text{and } F_1 = ex, F_2 = \frac{2e}{\ell} \dot{x}, F_3 = \frac{e}{\ell^2} \ddot{x}, F_4 = \frac{2e}{\ell} x, F_5 = \frac{e}{\ell^2} \dot{x}, F_6 = \frac{e}{\ell^2} x.$$

ACKNOWLEDGEMENT

L.M. is thankful for support through NSFC Grant No. 12271364 and GRF Grant No. 11302823.

-
- [1] Paul Glasserman. *Monte Carlo methods in financial engineering*, volume 53. Springer, 2004.
 - [2] Nan Chen and Paul Glasserman. Malliavin greeks without Malliavin calculus. *Stochastic processes and their applications*, 117(11):1689–1723, 2007.
 - [3] Grzegorz Szamel. Evaluating linear response in active systems with no perturbing field. *Europhysics Letters*, 117(5):50010, may 2017.
 - [4] Patrick B Warren and Rosalind J Allen. Malliavin weight sampling for computing sensitivity coefficients in brownian dynamics simulations. *Physical review letters*, 109(25):250601, 2012.
 - [5] Sara Dal Cengio, Demian Levis, and Ignacio Pagonabarraga. Linear response theory and Green-Kubo relations for active matter. *Physical Review Letters*, 123(23):238003, 2019.
 - [6] Avishek Das and David T Limmer. Nonequilibrium design strategies for functional colloidal assemblies. *Proceedings of the National Academy of Sciences*, 120(40):e2217242120, 2023.
 - [7] Étienne Fodor, Cesare Nardini, Michael E Cates, Julien Tailleur, Paolo Visco, and Frédéric Van Wijland. How far from equilibrium is active matter? *Physical review letters*, 117(3):038103, 2016.
 - [8] René Wittmann, Claudio Maggi, Abhinav Sharma, Alberto Scacchi, Joseph M Brader, and U Marini Bettolo Marconi. Effective equilibrium states in the colored-noise model for active matter i. pairwise forces in the Fox and unified colored noise approximations. *Journal of Statistical Mechanics: Theory and Experiment*, 2017(11):113207, 2017.
 - [9] L. L. Bonilla. Active ornstein-uhlenbeck particles. *Phys. Rev. E*, 100:022601, Aug 2019.
 - [10] Andrea Crisanti and Matteo Paoluzzi. Most probable path of active Ornstein-Uhlenbeck particles. *Phys. Rev. E*, 107:034110, Mar 2023.
 - [11] David Chandler. Introduction to modern statistical. *Mechanics. Oxford University Press, Oxford, UK*, 5(449):11, 1987.
 - [12] Jean-Pierre Hansen and Ian Ranald McDonald. *Theory of simple liquids: with applications to soft matter*. Academic press, 2013.
 - [13] Christophe Chatelain. A far-from-equilibrium fluctuation-dissipation relation for an Ising-Glauber-like model. *Journal of Physics A: Mathematical and General*, 36(43):10739, 2003.
 - [14] Federico Ricci-Tersenghi. Measuring the fluctuation-dissipation ratio in glassy systems with no perturbing field. *Physical Review E*, 68(6):065104, 2003.
 - [15] Federico Corberi, Eugenio Lippiello, Alessandro Sarracino, and Marco Zannetti. Fluctuation-dissipation relations and field-free algorithms for the computation of response functions. *Physical Review E*, 81(1):011124, 2010.
 - [16] Isabella Petrelli, Leticia F Cugliandolo, Giuseppe Gonnella, and Antonio Suma. Effective temperatures in inhomogeneous passive and active bidimensional Brownian particle systems. *Physical Review E*, 102(1):012609, 2020.
 - [17] Avishek Das and David T Limmer. Variational control forces for enhanced sampling of nonequilibrium molecular dynamics simulations. *The Journal of chemical physics*, 151(24), 2019.
 - [18] Claudio Maggi, Nicoletta Gnan, Matteo Paoluzzi, Emanuela Zaccarelli, and Andrea Crisanti. Critical active dynamics is captured by a colored-noise driven field theory. *Communications Physics*, 5(1):55, 2022.
 - [19] Pavol Brunovský. A classification of linear controllable systems. *Kybernetika*, 6(3):173–188, 1970.