

# Towards augmented data quality management: Automation of Data Quality Rule Definition in Data Warehouses

Heidi Carolina Tamm<sup>1</sup> and Anastasija Nikiforova<sup>2</sup>

**Abstract:** In the contemporary data-driven landscape, ensuring data quality (DQ) is crucial for deriving actionable insights from vast data repositories. The objective of this study is to explore the potential for automating data quality management within data warehouses as data repository commonly used by large organizations. By conducting a systematic review of existing DQ tools available in the market and academic literature, the study assesses their capability to automatically detect and enforce data quality rules. The review encompassed 151 tools from various sources, revealing that most current tools focus on data cleansing and fixing in domain-specific databases rather than data warehouses. Only a limited number of tools, specifically ten, demonstrated the capability to detect DQ rules, not to mention implementing this in data warehouses. The findings underscore a significant gap in the market and academic research regarding AI-augmented DQ rule detection in data warehouses. This paper advocates for further development in this area to enhance the efficiency of DQ management processes, reduce human workload, and lower costs. The study highlights the necessity of advanced tools for automated DQ rule detection, paving the way for improved practices in data quality management tailored to data warehouse environments. The study can guide organizations in selecting data quality tool that would meet their requirements most.

**Keywords:** Artificial Intelligence; Automated data quality management; Data Quality; Data Quality Management; Data Quality Rule; Data Quality Management; Data Warehouse; Machine Learning; metadata

## 1 Introduction

In contemporary times, the value of data is unparalleled as data stands as an asset for the derivation of information and their transformation into knowledge, forming a basis for informed, data-driven decision-making. The credibility and utility of this derived insight are intricately linked to the quality of the underlying data. The discourse on data quality (DQ) emerged among statistical researchers in the late 1960s, gaining significant traction in the early 1990s within the realm of computer science (Scannapieco & Catarci, 2002), (Nikiforova, 2020). This period witnessed computer scientists delving into diverse methodologies for defining, measuring, and enhancing the quality of electronic data stored across databases, data warehouses (DWs), and legacy systems (Scannapieco & Catarci, 2002).

The prominence of the data quality discourse has surged in tandem with the exponential growth of data volumes, where global data volumes are expected to skyrocket to 175 zettabytes by 2025 (Coughlin, 2018). As enterprises continue to amass data actively on a daily basis, a pressing issue remain to be open, namely, *how can data be efficiently stored, processed, and simultaneously ensured of its quality?*

Ensuring data quality is (or at least should be) crucial for any enterprise, particularly within the

---

<sup>1</sup> Swedbank Group, Tallinn, Estonia, [heidi.c.tamm@gmail.com](mailto:heidi.c.tamm@gmail.com)

<sup>2</sup> University of Tartu, Tartu, Estonia, [Nikiforova.anastasija@gmail.com](mailto:Nikiforova.anastasija@gmail.com)

prevailing data-driven landscape. While data presents opportunities for profit, its poor quality can also result in substantial financial losses for businesses. A study on data management by Dun & Bradstreet (Dixon, 2020), found that 19% of businesses had lost a customer by using inaccurate or incomplete information.

This is all the more so in the light of massive popularity of Large Language Models, the results of whose use depends on the quality of underlying data, as well as Artificial Intelligence, whose relationships are often described as "*Data Is The Lifeblood of AI - Storage Is Its Veins*"<sup>3</sup>. One of the most popular "veins" used by large organizations are data warehouses. Data warehouses are used to support various functions such as business intelligence, reporting, and analytics, drawing data from multiple source databases. However, navigating such a complex system can resemble navigating a "maze", as manually tracing the lineage to the source and establishing necessary data warehouse rules proves to be both intricate and time-consuming. To safeguard the requisite data quality extracted from these data warehouses, it falls upon relevant service owners to contribute to defining the necessary data quality requirements.

While regulatory requirements compel many organisations to effectively monitor their data quality, such activities are not directly linked to immediate business profitability (Karkošková, 2022). However, in comparison to direct incomes, the costs associated with data quality management tasks can be considerable.

In various industries, the traditional approach to reducing personnel expenses involves task automation (or at least augmentation) (Acemoglu & Restrepo, 2019), as evidenced by examples such as the automotive industry's use of robots in car assembly (Ezenkwu & Starkey, 2019), and in customer service, where virtual assistants and chatbots are increasingly employed to handle routine inquiries, thereby relieving employees of repetitive tasks (Zhanga, Følstadb, & Bjørklia, 2023). Leveraging AI, data quality management processes can likewise be automated, streamlining operations and enhancing efficiency.

The **objective** of this study is to explore the landscape of data quality solutions to determine their ability to automatically detect data quality rules thereby augmenting or automating data quality management in data warehouses.

For this, we systematically review the existing data quality tools in the market. To achieve this objective, we conduct a systematic review of data quality software available in the market and discussed in academic articles. Out of 151 data quality tools that constituted our sample as a result of systematic review of literature and 16 ranking lists provided by different technology reviewers such as research and consulting firms, online technological publications, computer magazines, etc., only a few tools - 10 -were found capable of detecting data quality rules in data stored in data warehouses.

As such, this study underscores the critical need for developing tools that can automatically detect data quality rules in data warehouses, emphasizing the importance of efficient data quality management processes within organizations. It advocates for advancements in automated data quality rule detection, suggesting a shift towards more effective data quality practices that can augment human efforts while reducing costs and workload. By pinpointing the shortcomings of existing data quality tools, which are often tailored to domain-specific databases rather than data warehouses, the study paves the way for future research.

The paper is structured as follows: Section 2 provides a background by defining the concepts of data quality and data quality rules and makes an overview of the related work. Section 3 presents the methodology, explaining how the systematic review of data quality tools was planned and conducted. Section 4 presents the results of the review. Section 5 establishes Discussion of the results, along

---

<sup>3</sup> <https://aibusiness.com/data/data-is-the-lifeblood-of-ai-storage-is-its-veins>

with discussing Limitations and defining future research directions, and the final section concludes the work.

## 2 Background and Related Work

In this section, we provide background on the topic, elucidating the core concepts that will underpin our discussion throughout the article. By establishing this common ground of understanding, we lay the foundation for further exploration. Additionally, we review related work that serves as the knowledge base for this study.

### 2.1 Concepts

The definition of **data quality** varies across literature, often rooted in the concept of **quality** as defined by ISO 9000 standard<sup>4</sup>. This standard defines quality as the extent to which the needs of the consumer are met, taking into account both the properties of the product and the intended audience or use case.

One group of definitions centers on the perspective of the data consumer or data user. For example, data quality is defined as being *fit for use by data consumers* (Wang & Strong, 1996), (Lacagnina et al., 2023), and is generally considered of high quality when it meets the needs of consumers in operations, analytics, decision-making, and planning (Batini & Scannapieco, 2016).

Another cluster of definitions revolves around characteristics. According to these definitions, data quality is *a set of characteristics that data should own* (Scannapieco & Catarci, 2002), or it is viewed as a *multidimensional measure*, where each data quality dimension or attribute represents a specific type of data quality issue (Haegemans, 2018). Overall, the diverse definitions of data quality contribute to variations in approaches to its management.

The assessment of data quality often relies on **data quality dimensions**, which serve as descriptive attributes reflecting various aspects such as completeness, timeliness, accuracy, and consistency, among others. These dimensions are context-dependent, and their significance can vary across organizations and domain they belong to, data types, and even use-case. Moreover, differences may exist not only in the selection of attributes but also in their definitions (Cichy & Rass, 2019), (Nikiforova, 2020). In pursuit of consistency, attempts to offer standardized sets of data quality dimensions along with their definitions have been made, often tailored to a certain domain, e.g., financial institutions as made by European Parliament and Council (Parliament & Council, 2013), which describes data quality with 7 dimensions, namely: (a) the *completeness* of values in the attributes that require them; (b) the *accuracy* of data ensuring that the data is substantively error-free;

(c) the *consistency* of data ensuring that a given set of data can be matched across different data sources of the institution; (d) the *timeliness* of data values ensuring that the values are up-to-date; (e) the *uniqueness* of data ensuring that the aggregate data is free from any duplication given by filters or other transformations of source data; (f) the *validity* of data ensuring that the data is founded on an adequate system of classification, rigorous enough to compel acceptance; (g) the *traceability* of data, ensuring that the history, processing and location of data under consideration can be easily traced.

The evaluation of data quality is facilitated by **data quality metric**, which gauge the level of quality across data quality dimensions. These metrics encompass a range of approaches. They may

---

<sup>4</sup> <https://www.iso.org/obp/ui/#iso:std:iso:9000:ed-4:v1:en>

involve subjective assessments by data consumers regarding the quality of dimensions. Alternatively, objective metrics involve computational methods to measure data quality. In the realm of Total Data Quality Management (TDQM), examples of such metrics include percentages of incorrect values, indicators of data update frequency, percentages of non-existent accounts, and counts of records violating referential integrity constraints (Cichy & Rass, 2019).

Measuring data quality may not be obligatory for every dimension of all data elements. As per the data quality definition of 'fitness for use,' data quality is user-specific and use-case-specific (Lacagnina et al., 2023), (Nikiforova, 2020). Therefore, establishing business requirements becomes imperative for specifying data quality rules. These rules typically comprise two parts, namely *business data quality rules* and *data quality rules specification* (Plotkin, 2020). A Business Data Quality Rule delineates the concept of quality in terms relevant to the business context. It may also articulate the specific business processes wherein the rule applies, along with its significance to the organization. For instance, an example rule could be "*All customers must have an identification number*". Data Quality Rule Specification, in turn, elaborates on what constitutes "good quality" at the physical data store level. Building upon the previous example, it may specify "*Customer.IdentificationNbr must not be NULL*".

Data quality rules can be aligned with specific data quality dimensions. Using the previous example of a data quality rule, it can be mapped to the dimension of "completeness," indicating that particular attributes within a dataset should contain assigned values (Loshin, 2010). Several metrics can then be employed to gauge the data quality concerning this rule. For instance, results for the example data quality rule can be obtained using the following SQL query:

```
SELECT * FROM Customer WHERE IdentificationNbr is NULL; SELECT
COUNT(*) Total_Count,
SUM(CASE WHEN IdentificationNbr is NULL THEN 1) Error_Count, 100*(Total_Count -
Error_Count)/Total_Count Validity_Pct
FROM Customer
GROUP BY 1,2 HAVING Total_Count>0;
```

The first SELECT query aims to pinpoint inaccurate rows within the Customer table, utilizing the records as a data quality metric. The second query calculates the total row count, the count of inaccurate rows, and the percentage of valid rows in the table. Specifically, the percentage of valid rows and the count of inaccurate rows serve as the data quality metrics for the second query.

The process of deriving data quality measurements is commonly referred to as **data validation** or **data profiling**. Data profiling involves generating statistical summaries of data and implementing basic data quality rules such as uniqueness and completeness (Talend, 2023). Conversely, data validation entails testing whether the data adhere to specific business rules (Informatica, 2023), which can also be mapped to data quality dimensions. As such, there is often overlap between these concepts, and the distinction may not always be clear-cut. The results of data quality measurements are typically compiled into **data quality reports** or displayed visually on a dashboard, depending on the target audience and the volume of validation results.

Hence, data quality management is typically executed in a top-down manner. Business requirements are first collected from data consumers and utilized as input for defining data quality rules. These rules are then further specified by data (quality) stewards and subsequently implemented in the data store.

In this study, our focus is directed towards data warehouses, which stand as one of the most prevalent data storage solutions among large organizations. Serving as digital storage systems, data warehouses facilitate the integration and standardization of vast datasets sourced from diverse origins. They are designed to facilitate business intelligence (BI), reporting, and analytics functions,

while also meeting regulatory requirements (see Figure 1). Consequently, organizations can harness their data to gain insights and make informed, data-driven decisions. By consolidating both current and historical data within a unified platform, data warehouses serve as the authoritative source of truth or "single source of truth" for organizations (SAP, 2023).

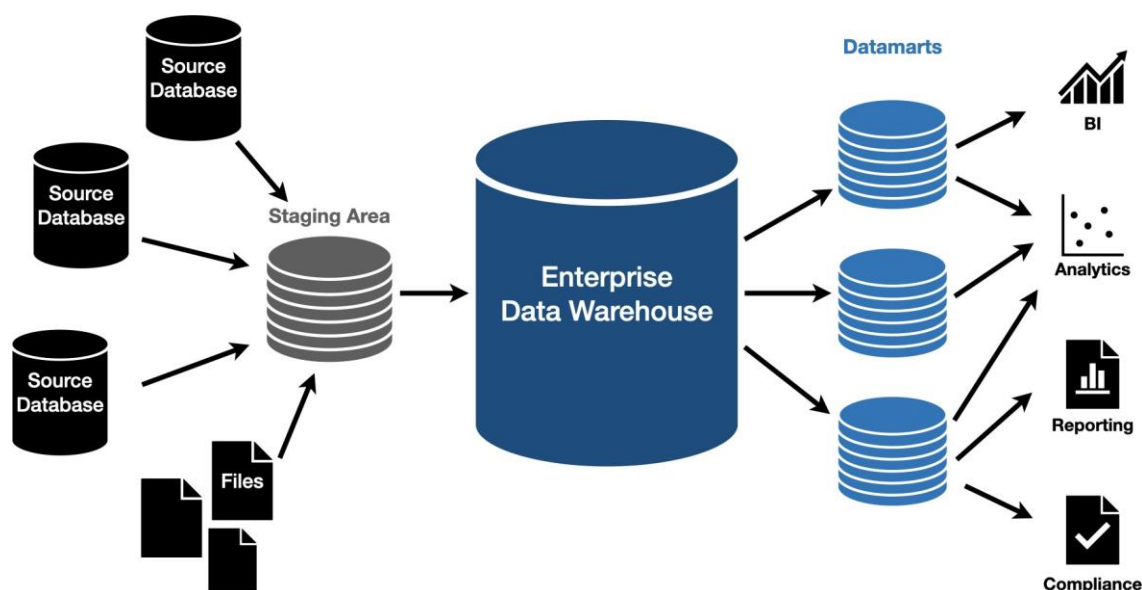


Figure 1. Architecture of data warehouse.

As mentioned, the primary function of the data warehouse is to serve as a data source for various services, "feeding" them. Consequently, it is populated exclusively with data requested based on business requirements and defined information products. Data is sourced from source databases or files, loaded into the data warehouse, and subsequently disseminated to the data mart. In addition to business requirements, all data quality rules are specified and enforced. Within data warehouses, data quality issues typically arise from two primary sources (Liu, Feng, Tayi, & Tian, 2019):

1. data quality issues in data sources, i.e., poor database design, lack of accuracy in the data entry, and errors introduced by individuals;
2. data quality issues stemming from the data integration process, including loading data into and out of the data warehouse, as well as calculations performed within the data warehouse.

While the first type of issue is typically identified using data quality rules based on common dimensions such as conformance (to verify data format), completeness, or accuracy, the second type of issue is addressed through **data reconciliation** rules. Data reconciliation involves a verification process conducted during or after data migration or loading, where the target data is compared with the original source data to ensure accurate transfer according to the migration architecture (Experian, 2023). Essentially, data reconciliation serves as a form of data quality rule or set of rules, aimed at identifying missing records, values, or relationships, as well as detecting incorrect formatting or duplicate records across tables or systems.

Another component crucial for the success of data warehousing is **metadata** (Vetterli, Vaduva, & Staudt, 2000). As a complex system integrating data from diverse sources and serving multiple functions, the data warehouse heavily depends on metadata. Essentially, metadata can be defined as data about data (Borgman, 2003), offering detailed insights into various aspects such as structure, content, quality, and location (Hedden, 2016). Within the data catalogue, three main types of metadata are typically stored (Editor, 2022):

- **Physical metadata** that encompasses information regarding the system where data resides, including details at the schema, table, and column (or key-value) levels;
- **Logical metadata** that provides details on the relationships among data elements to form larger datasets. It also delineates how data flow through systems and processes, spanning from creation to storage, transformation, and consumption. Such a path of data flow is called **data lineage**.
- **Conceptual metadata** that provides the business context for data, elucidating its meaning and purpose within the enterprise. This type of metadata also includes critical information about data usage, including identification of subject matter experts within the organization.

As such, metadata encompasses information about the data stored in the warehouse. The quality of an organization's data is paramount to its success, and similarly, the quality of metadata is crucial for ensuring high-quality data (Vetterli et al., 2000).

## 2.2 Related Work

In this section, we provide a brief overview of existing literature pertaining to surveys of data quality tools. To this end, we conducted a systematic literature review referring to Scopus database. As it is not a central research object of our study, we do not present details of this analysis, whereas a brief process description along with the analyzed studies with indication of their relevancy are presented in Supplementary Materials<sup>5</sup>. Our analysis indicated that only three studies reviewed or surveyed data quality tools ((Ehrlinger & Wöß, 2022), (Houston, Probst, Yu, & Martin, 2018), (Neely, Lin, Gao, & Koronios, 2006)).

Two articles conducted surveys of domain-specific data quality tools, bridging the gap between the unique needs of these domains and the available data quality software tools in the market. (Neely et al., 2006) conducted a survey for the Realm of Engineering Asset Management in 2006, which, given the rapidly evolving landscape of software and ICT development, may now be considered outdated. In contrast, (Houston et al., 2018) surveyed data quality tools for clinical trials in 2018. While these reviews focused on data quality tools, they did not specifically explore automated data quality rule detection, which makes it incompliant with the objective of our study.

(Ehrlinger & Wöß, 2022) conducted a comprehensive survey of data quality tools, identifying a total of six hundred sixty-seven (667) tools dedicated to data quality management. However, only thirteen (13) tools underwent in-depth reviews after applying selection criteria. While it extensively discusses automation, the term 'automation' primarily pertains to scheduling and conducting regular checks after the initial setup and respective checks have been completed. While it provides some overview of processes within data quality management that can be automated, this study specifically targets the identification of data quality tools capable of automating the generation of data quality

---

<sup>5</sup> Supplementary materials are not available for this preprint due to the system restrictions. If you are interested in them, contact us and we will provide you with them

rules in data warehouses.

## **3 Methodology**

This section outlines the methodology employed for this study, which involves conducting a systematic review of data quality (DQ) tools available in the market. We conduct it in line with the main principles of traditional systematic literature review (Kitchenham & Brereton, 2013), adapting it to surveying software tools with the objective to explore the landscape of DQ tools and assess their functionality in automating the detection of DQ rules.

### **3.1 Planning the Review**

#### **3.1.1 Scope and Research Questions**

In the planning phase of the systematic review, the initial step involves defining the scope and research questions. In this study, we seek tools capable of leveraging machine learning (ML) methods or alternative methods to automatically discover DQ rules. Additionally, we seek solutions that can detect DQ anomalies and empower users to define their own DQ rules, potentially based on identified anomalies or other criteria, thus functioning as semi-automated DQ rule detectors. To guide the scope of the study, the following questions are posed:

**Q1.** What is the current landscape of DQ tools available in the market?

This question pertains to the overall findings regarding DQ tools obtained through the systematic search process. The study aims to identify DQ tools from various sources such as companies, magazines providing technological reviews for software tools, and academic research articles. The initial list of tools derived from this search process is used to describe the landscape of available DQ software. Specifically, the investigation focuses on determining whether DQ tools still exist, whether it can be categorized as DQ management tools, i.e., if they cater to essential DQ functionalities required for data warehouses (e.g., data profiling and DQ monitoring), and assessing their availability for testing or review purposes.

**Q2.** What functionalities do data quality (DQ) tools offer?

This question aims to map out the features described or referenced in available DQ tools, providing an overview of their capabilities. Since this study specifically targets a particular type of DQ tool, this mapping serves as crucial input for selecting the appropriate tool to be included within the study's scope.

**Q3.** Which data storage systems are supported by data quality (DQ) tools? Where does the processing of the organization's data occur?

This question aims to determine whether the DQ tools are designed for data warehouses and whether they support other data sources such as files and databases. It is essential to ensure that DQ controls cover all sources of the data warehouse system. Additionally, the investigation examines whether these tools are cloud-based and the environment in which the data is processed. It is crucial that personal and sensitive data is securely processed within the organization's premises to comply with data protection regulations, such as GDPR (Union, 2016), and to maintain the security of business secrets.

**Q4.** What methods are employed for data quality (DQ) rule detection? Do the DQ tools incorporate machine learning (ML) techniques?

This question aims to explore whether DQ tools utilize ML methods or similar techniques for discovering DQ rules. Such DQ rule detectors can identify checks that humans may overlook or be unaware of due to various reasons, including their level of data and data quality literacy.

**Q5.** What are the potential advantages and disadvantages that can be gleaned from existing solutions when considering the desired DQ tool solution?

This question aims to collect all the advantages and limitations identified during the review and analysis of existing DQ solutions with limitations mapped to potential areas of improvement. The overarching objectives are to gain a comprehensive overview of the area of interest and to gather insights for future work.

### 3.1.2 Searching Strategy

The second step is to establish a comprehensive list of DQ tools. For the best possible coverage of the landscape of DQ tools, we decided to look for tools that are highly ranked by different technology reviewers such as research and consulting firms, online technological studies, computer magazines, etc. Technical reviews of DQ tools were searched in Google by keyword combination ("*the best data quality tools*" OR "*the best data quality software*" OR "*top data quality tools*" OR "*top data quality software*") AND "2023".

Additionally, this list is complemented by DQ tools found in academic articles. The articles were searched in Scopus with two keyword combinations:

**K1.** "*data quality tool*" OR "*data quality software*"

**K2.** ("*information quality*" OR "*data quality*" ) AND ( "*software*" OR "*tool*" OR "*application*" ) AND "*data quality rule*"

### 3.1.3 Selection Criteria

For the third step, the selection criteria are set for both search directions. For searching the ranking lists of DQ tools: (1) sponsored websites were excluded; (2) ranking lists which were published before 2023 were excluded; (3) ranking lists in websites in language other than English were excluded; (4) websites with no technological background were excluded; (5) only ranked or reviewed DQ tools were selected from not excluded ranking lists.

The selection criteria for searching academic studies, included the following: (1) articles of fields other than computer science were excluded; (2) articles older than ten (10) years were excluded; (3) articles in language other than English were excluded.

### 3.1.4 Review Protocol

The review process was divided into three phases, with each phase concluding with the exclusion of irrelevant tools for the subsequent stage of the review. To facilitate this process, a review protocol was developed, comprising three parts. The structure of each part, along with all parameters, is detailed in Table 1. Each parameter is accompanied by an explanation and a list of possible values. Parameters were selected to gather data for their further analysis thereby facilitating answering of established questions (Q1-Q3, respectively).



Table 1. The review protocol.

Feature	Definition	Values
<b>Tool Name</b>	The name of the tool/software/platform.	Name
<b>Provider</b>	Name of the company that provides the DQ tool.	Name
<b>1st phase: Information Sources</b>		
<b>Official Website</b>	Link to the official website of a specific tool.	Link
<b>Video</b>	Link to the official introductory or demo video.	Link, -
<b>Additional Info</b>	Link to the additional information or documentation.	Link, -
<b>Trialability</b>	It shows the possibility to see or try out the tool. Whether it was free to use, a free trial for a certain period, a demo version, etc.	Open-Source, a free trial, a demo, request a free trial, request a demo, not triable, not interested
<b>Documentation</b>	It shows if the software company provides documentation freely or not.	Yes, No, -
<b>Level of Information</b>	Assessment of the level of information to continue with mapping.	Good, Partial, Low, -
<b>Decision 1</b>	The first decision: if to include the tool in the further review process based on exclusion criteria EC1 - EC5: EC1. Tool does not exist. EC2. Discontinued or legacy. EC3. Not a DQ tool. EC4. Part of another tool. EC5. Not enough information.	Yes, No, -
<b>2nd phase (I): DQ Management Functionalities</b>		
<b>Data Profiling</b>	The tool does the data profiling and/or executes the built-in DQ rules.	Yes, No, -
<b>Custom DQ Rules</b>	The tool allows the user to insert custom DQ rules and execute them.	Yes, No, -
<b>DQ Rule Definition in SQL</b>	The tool presents the DQ rules in SQL (and allows the user to define their rules in SQL).	Yes, No, -
<b>DQ Dimensions Used</b>	The tool classifies (or allows users to classify) DQ rules towards DQ dimensions.	Yes, No, -
<b>DQ Rules Repository</b>	It is possible to store DQ rules and share them with other users.	Yes, No, -
<b>Erroneous Records Shown</b>	Any data profiling or rule execution result is possible to drill down to relevant data records.	Yes, No, -
<b>DQ Report Creation</b>	It is possible to present the results of profiling or custom DQ rules in a DQ report, or whether it is possible to manually create the DQ report.	Yes, No, -
<b>DQ Dashboard</b>	DQ results are possible to present in dashboards.	Yes, No, -
<b>Data Match Detection</b>	The tool is able to detect duplicate records (exact match and fuzzy match).	Yes, No, -
<b>Anomaly Detection</b>	The tool is able to discover any anomalies (outliers) in the data values.	Yes, No, -
<b>DQ Rule Detection</b>	The tool is able to detect DQ rules.	Yes, No, -
<b>Data Cleansing</b>	The tool has the functionality to fix or cleanse the data.	Yes, No, -
<b>Data Enrichment</b>	The tool has the functionality to augment the data or fill the empty values (with reference data).	Yes, No, -
<b>2nd phase (II): Other Data Management Functionalities</b>		
<b>Master Data</b>	The tool manages the master data.	Yes, No, -

<b>Management</b>		
<b>Data Lineage</b>	The tool is able to track the data lineage/data origination.	Yes, No, -
<b>Data Catalogue</b>	The tool provides data catalogue features.	Yes, No, -
<b>Data Semantic Discovery</b>	The tool discovers data semantics with ML methods.	Yes, No, -
<b>Data Integration</b>	The tool provides data integration functionalities.	Yes, No, -
<b>Scope Decision 2</b>	The second decision: if to include the tool in the further review process based on exclusion criteria EC6 - EC8: EC6. Checks only one specific data attribute. EC7. Not detecting DQ rules or anomalies. EC8. Anomaly detection, but no DQ rules possible to define.	Yes, Yes*, No
<b>3rd phase: Environment and Connectivity Features</b>		
<b>Tool Environment</b>	Location where the tool is set up.	in the cloud, hybrid, on-premises, some combination
<b>Data Processing Environment</b>	Location where the data is processed.	in vendor's cloud, an organisation's cloud or on-premises
<b>API Used</b>	The tool uses API for connecting to organisation's data store.	Yes, No, -
<b>Flat file (.txt, .csv, .tsv)</b>	Supported as an input.	Yes, No, -
<b>Spreadsheet (.xlsx, .xls)</b>	Supported as an input.	Yes, No, -
<b>.json</b>	Supported as an input.	Yes, No, -
<b>Relational Database</b>	Connection supported to relational databases.	Yes, No, -
<b>Non-Relational Database</b>	Connection supported to non-relational databases.	Yes, No, -
<b>Data warehouses</b>	Connection supported to DWs.	Yes, No, -
<b>Data Lake</b>	Connection supported to data lakes.	Yes, No, -
<b>Cloud Data Storage</b>	The tool is able to connect to the organisation's data store located in the cloud (store type in previous fields).	Yes, No, -
<b>Scope Decision 3</b>	The third decision: if to include the tool in the further review process based on exclusion criteria EC9 - EC11: EC9. Tool is not intended for DWs. EC10. Data processing location unknown. EC11. Data processing in vendor's cloud.	Yes, Yes*, No
<b>Criteria</b>	Exclusion or inclusion criteria applied to the tool. Inclusion criteria: IC1. Automated DQ rule detection; IC2. Anomaly detection with custom DQ rules.	One criterion of EC1 - EC11 or IC1 - IC2.

### 3.1.5 Data Synthesis

For the final step of data synthesis, DQ tools were reviewed and data synthesised. For reviewing the tool, we familiarized ourselves with the tool, which included: (1) reading the information on the official website; (2) reading the documentation; (3) downloading a tool or trying out a platform, and reviewing it physically; (4) viewing a demo.

## 3.2 Conducting the Review

### 3.2.1 Tool selection

The DQ tools for this study were identified using two primary methods: (1) examining ranking lists published by technology reviewers, and (2) reviewing academic papers that discuss DQ tools. A total of sixteen (16) ranking lists were found, compiled by various technology reviewers including research and consulting firms, online technological publications, and computer magazines. After applying the specified exclusion criteria (Section 3.1.3), a total of one hundred twenty-eight (128) DQ tools were identified, which are detailed in Table 2.

In addition, academic articles discussing DQ tools were searched using two keyword combinations (Section 3.1.2). The first search yielded fourteen (14) articles, of which five (5) papers (Ehrlinger & Wöß, 2022), (Ehrlinger, Gindlhumer, Huber, & Wöß, 2021), (Azeroual & Lewoniewski, 2020), (Woodall, Oberhofer, & Borek, 2014a), (Pulla, Varo, & Al, 2016) identified thirty-five (35) DQ tools. The second search resulted in twenty-one (21) articles, with one (1) publication (Chaudhary et al., 2022) identifying three (3) DQ tools. A list of the research papers identified is provided in Appendix Ib.

Furthermore, discussions with DQ experts revealed two (2) additional tools. After deduplication, a total of one hundred fifty-one (151) distinct DQ tools were compiled. The complete list of these tools, along with their sources, is provided in Appendix Ia.

Table 2. Lists of DQ tools compiled by reviewers found through a Google search.

Reviewer	Title	Reference	Nbr of Tools
Datamation	"Best DQ Tools of 2023"	(Datamation, 2021)	11
Simplilearn	"Top DQ Tools of 2023"	(Simplilearn, 2023)	12
TechTarget	"7 top DQ management tools"	(TechTarget, 2022)	7
Solutions Review	"The 8 best DQ tools"	(Review, 2022)	8
TechRepublic	"Top DQ tools of 2022"	(TechRepublic, 2022)	8
Geekflare	"The best DQ tools"	(Geekflare, 2023)	8
TrustRadius	"DQ Software Overview"	(TrustRadius, 2023)	24
BIS (Grooper)	"The 9 Best DQ Tools 2023"	((Grooper), 2023)	10
G2	"Best DQ Tools"	(G2, 2023)	15
Slashdot	"Best DQ Software of 2023"	(Slashdot, 2023)	4
SourceForge	"DQ Software"	(SourceForge, 2023)	4
PeerSpot	"Best DQ Software"	(PeerSpot, 2023)	10
SoftwareReviews	"Top DQ Tools"	(SoftwareReviews, 2023)	7
WebinarCare	"10 Best DQ Software for February 2023"	(WebinarCare, 2023)	10
HubSpot	"DQ: A Comprehensive Overview"	(HubSpot, 2023)	9
Gartner	"DQ Solutions Reviews and Ratings"	(Gartner, 2023)	83

### 3.2.2 Review process

The review process was divided into three stages, with each stage concluding by excluding inappropriate tools from further consideration. The structure of the review, along with the protocol and its features, is detailed in Table 1.

Tools were evaluated based on the criteria outlined in Section 3.1.5. For tools that could not be downloaded or tested due to the absence of even a trial version, a brief overview was conducted using official information available on their websites and promotional videos. Additionally, some tools were available in demo versions, allowing for a visual review without the ability to physically test them.

**The first phase.** The primary aim of this phase was to map the *sources of information* for the tools. The first parameter of the protocol, *Official Website*, involved storing the link to the official page of each tool. If an official page was missing and the tool could not be found, it was excluded using the *Criterion* "EC1. The tool does not exist."

Another criterion, *Criterion* "EC2. Legacy or discontinued," was applied to tools that were either marked as discontinued or legacy on their official websites or were no longer found on their provider's official websites but had evidence of earlier existence. Additionally, the phase involved determining whether the tool was a DQ tool or specialized in something else, such as a marketing tool without any DQ features. Tools that did not qualify as DQ tools were excluded using the

criterion *Criterion* "EC3. Not a DQ tool."

It was also discovered that some tools were actually specific functionalities of other DQ tools under investigation. These tools were excluded using the criterion *Criterion* "EC4. Part of another tool investigated."

The primary source of information was the tool itself, if it was available for trial. Six levels of the tool's *Trialability* were identified: "*Open source*" for free tools, "*Free trial available*" for tools that could be tested with own data for some time, "*Request a free trial*" for tools where a trial had to be requested, "*Demo available*" and "*Request a demo*" for tools that could be reviewed visually but not tested with own data, and "*Not available*" for tools that did not provide any trial or demo options, including cases where requests went unanswered. For tools excluded by criteria E1 - E4, the trialability was marked as "*Not interested*".

Another important source of information was *Documentation*, which was checked on the official website and via Google search if not initially found.

The feature *Level of Information* was an assessment of the sufficiency of information based on the website, videos, documentation, and trialability. This feature had three main values: "*Good*", "*Partial*", "*Low*". If there was insufficient information (No), the tool was excluded using the criterion "EC5. Not enough information.

**The second phase.** In this phase, the reduced list of tools was mapped to thirteen (13) DQ management features and five (5) other data management functionalities as presented in Table 1. The mapping was based on the available sources of information. The most reliable source was the downloaded tool or its trial version. For tools that were not triable, functionalities were mapped based on descriptions found in other sources: the official website, videos, demos, or documentation.

**DQ management functionalities**, including automatic DQ rule detection, and **other data management features** were reviewed to understand the overall capabilities of the DQ tools. These functionalities, defined in Table 1, were assessed to address the second research question: *What are the functionalities of DQ tools? Is there any DQ tool that can detect DQ rules? How many tools have that ability?*

Based on the review results, inappropriate tools were excluded. Firstly, tools that only checked a single data attribute (e.g., phone number, address, email validity) were excluded using the *Criterion* "EC6. Checks only one data attribute." Secondly, tools considered as alternatives, which could detect anomalies and allow defining custom DQ rules (semi-automated DQ rule detection), were excluded applying the criteria *Criterion* "EC7. Not detecting DQ rules or anomalies." or a *Criterion* "EC8. Anomaly detection, but no DQ rules possible to define."

All DQ tools excluded by Criteria EC6 - EC8 were marked as "*No*" to the protocol field *Decision* 2. Tools with DQ rule detection capability were marked as "*Yes*", and alternative tools that could detect anomalies and allowed users to define their own rules were marked as Yes\*.

**The third phase.** In the final phase, the environment solution and supported data sources were reviewed, aligning with the study's focus on identifying DQ tools suitable for data warehouses and their associated sources (databases, files, data lakes, etc.), with architecture compliant with General Data Protection Regulation (GDPR) (Union, 2016).

The review encompassed the *Tool Environment* and *Data Processing Environment*. The tool's setup—whether in the cloud, hybrid, or on-premises—and data processing location—either on the

provider's cloud or within the organization (cloud or on-premises)—were assessed. Additionally, the API Usage for connecting data sources and the Supported Data Sources (outlined in Table 1), including different file formats and database systems from relational databases to data lakes, were evaluated. Furthermore, it was determined whether the data stack could be hosted in the cloud.

DQ tools that did not support data warehouses were excluded using the *Criterion* "EC9. The tool is not intended for data warehouses." Tools for which it was not possible to determine where the vendor processes the organisation's data were excluded with *Criterion* "EC10. Data processing location unknown.", and tools that processed data on the vendor's side were excluded with a *Criterion* "EC11. Data processing in vendor's cloud."

Tools meeting any exclusion criteria EC9 - EC11, got a value "No" in the protocol field *Decision* 3. The remaining tools got either value "Yes" or "Yes\*" depending on the value of *Decision* 2. All criteria EC1 - EC11 for each tool were recorded in the field *Criterion*.

## 4 Results and Analysis

In this section, the results for each established research question are presented. These results are synthesized from the data gathered during the review of the DQ tools.

### 4.1 Research Question 1: The Data Quality Tools Landscape

The first question focused on the availability and characteristics of DQ tool proposals on the market. Specifically, it explored whether DQ tools still exist, if they are dedicated to main DQ functionalities, and whether they are available for testing or at least viewing (demo availability).

In the first subsection, irrelevant tools are excluded from the initial list by applying the exclusion criteria outlined in Table 1, specifically under the attribute "Decision 1." The second subsection presents the results regarding the availability of these tools for trial. The third subsection provides statistics on the availability of documentation. In the final subsection, we estimate the level of information upon which the tools were primarily evaluated. Detailed review results for this research question, in the form of the completed protocol, are provided in Appendix II.

#### 4.1.1 Initial Tool Validation

The search for DQ tools resulted in identifying one hundred fifty-one (151) tools. However, the initial validation excluded some tools from this list, as illustrated in Figure 2. During the review, it was discovered that four (4) of these tools **do not exist** anymore. Two (2) missing tools, *Data Preparator* and *DataMentors* were mentioned in academic article (Woodall, Oberhofer, & Borek, 2014b) in 2016, one (1) tool, *Synchronos* by *Innovative Systems* was mentioned in the website of Solutions Review (Review, 2022) (visited April 2023), and one (1), *matchIT DQ Solutions*, was listed on Gartner's website (Gartner, 2023).

Six (6) tools were marked **legacy or discontinued** by their providers. There were *Datiris Profiler*, *Experian Pandora*, *Talend Platform for Data Management*, two (2) *Melissa Data* solutions and *DataLever* by *RedPoint Global*.

Nine (9) DQ tools were excluded from further analysis because of being a **part of another investigated tool**. *Rapid Data Profiling* and *Self-Service Data Preparation* are solutions in *DataRobot*

*AI Platform* and thus further studied together. *ChainSys dataZen* is a solution for *ChainSys Smart Data Platform*, *IBM InfoSphere Information Analyzer* and *IBM InfoSphere QualityStage* are part of the platform *IBM InfoSphere Information Server*, *Syniti Master Data Management* and *Syniti Data Matching* are solutions on *Syniti Knowledge Platform*, and functionalities of *Melissa Data Data Profiler*, *MatchUp*, and *Personator* were reviewed as part of *Melissa Data DQ Components for SSIS*. These tools were admitted as duplicates.

Additionally, it was found that twenty-seven (27) tools are primarily dedicated to other functionalities, with DQ functionalities included only to some extent. Specifically, there were: twelve (12) data integration tools, eight (8) tools for customer management, business analysis, and marketing purposes that integrate data from various CRM systems, four (4) metadata tools without DQ management functionalities, one (1) master data management tool without DQ management, one (1) data marketplace tool related to DQ only for informational purposes, showing the level of correctness of certain data fields or elements, and one (1) tool for visualizing data from location services. All of these tools were categorized "**not a DQ tool**".

After these exclusions, one hundred five (105) tools or platforms remained that are considerably dedicated to DQ functionalities. Further analysis was conducted only on these tools.

#### 4.1.2 Trialability of tools

The trialability of tools varied across different levels. Thirteen (13) open-source tools, ten (10) tools offering free trials, and five (5) tools providing demos were immediately available for trial or viewing (demo). Twelve (12) tools offered a form to request a free trial, while forty-three (43) tools offered a form to request a demo. Requested demos mostly resulted in calls from salespersons providing a personal introduction to the tool. Unfortunately, most requests received no response, except for two (2) cases—one (1) software provider made a call, and one (1) free license for a trial was received. Additionally, twenty-two (22) DQ tools were not trialable at all and could only be purchased.

As a result, seventy-seven (77) tools (73.3%) were not available for testing (see Table 3). None of these tools were excluded.

#### 4.1.3 Documentation

Tools, which were not trialable were further reviewed based on their descriptions on their official website, introductory videos, demos or documentation as many software companies offer detailed documentation regardless of the tool availability.

Table 3. Trialability vs documentation.

	No Documentation	Documentation	All DQ Tools
<b>Not trialable</b>	45	32	77
<b>Trialable</b>	8	20	28
<b>Total</b>	53	52	105

As shown in Table 3, *ca* half of the tools had documentation publicly available. However, forty-five (45) unavailable tools did not have documentation, accounting for 42.9% of the remaining

DQ tools reviewed. These tools could only be analyzed based on the information provided on their websites and other available web-based materials. Thirty-two (32) tools had documentation but could not be tried. Only twenty-eight (28) tools could be tested or viewed, and among these, twenty (20) had documentation.

#### 4.1.4 Available Information

Many companies lacked specific details on their websites, often having extensive marketing text instead. To address this, an additional attribute, *Level of information*, was included in the protocol. This attribute represents our estimation of whether the information provided was sufficient or not. Among the reviewed tools, seventy-two (72) were well described, twenty-eight (28) were partially described, and five (5) lacked so much information that they were excluded from consideration as it was impossible to determine if they served the intended purpose.

Some DQ functionalities of specific tools were unclear. For example, the DQ functionalities of the master data platform *Black Tiger Platform* were not clearly outlined on their website, with only data profiling mentioned. Similarly, the *DataStreams Platform* did not provide specific details on DQ functionalities beyond validation, reporting, and some DQ diagnostics. It was unclear if DQ rules or statistics were utilized for validations, and the specifics of the DQ diagnostics were not described. The DQ tool *OpenDQ* also lacked clear descriptions of its DQ functionalities.

*Deduplix Ixsight* mentioned fuzzy matching models, but the functionality of these models was not clearly explained. *Talend Open Data Studio* could be freely downloaded and had documentation available, but the program did not open after installation, and the documentation provided was very poor. Additionally, this tool was not adequately described on its provider’s website.

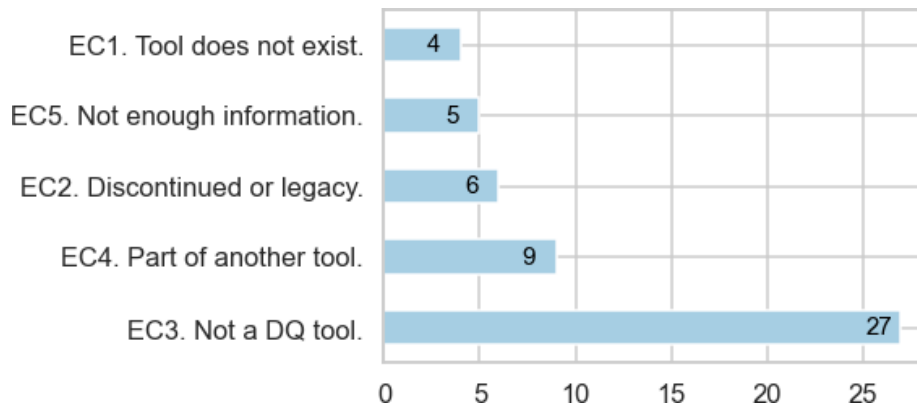


Figure 2. Counts of excluded tools in the first phase.

To sum up, in the first phase of the review, fifty-one (51) tools were excluded which counts by exclusion criteria are shown in Figure 2. Thus, a total of hundred (100) tools were further analysed.

## 4.2 Research Question 2: Features of Data Quality Tools

The second question focused on investigating the functionalities of these tools, specifically whether there are tools capable of automatically detecting DQ rules and how many tools have this



capability. The detailed review results for this research question are available in Appendix III.

#### 4.2.1 Data Quality Functionalities

Each examined DQ tool was mapped to the DQ functionalities selected for the protocol (Table 1). Out of the one hundred (100) tools, only twelve (12) were open-source and ten (10) offered free trials, allowing them to be tested. For the remaining seventy-eight (78) tools, the mapping was conducted based on whether the functionalities were clearly mentioned and described on the official website, documentation, demo, or video.

Table 4. Relative frequencies of DQ features.

Feature	Percentage
Data Cleansing	75%
Data Profiling	67%
Data Enrichment	59%
Data Match Detection	55%
Custom DQ Rules	48%
Erroneous Records Shown	47%
DQ Rules Repository	41%
DQ Report Creation	35%
DQ Dashboard	35%
Anomaly Detection	26%
DQ Dimensions Used	26%
DQ Rule Detection	12%
DQ Rule Definition in SQL	6%

The relative frequencies of DQ features are presented in Table 4. Data cleansing functionality was present in 75% of DQ tools had a data cleansing functionality, and data profiling functionality was found in 67%, making them the most popular functionality among the analyzed tools. Conversely, only 12% of DQ tools had the ability to detect and recommend DQ rules. Given the focus on DQ tools for data warehouses, where users are skilled in SQL and thus can define concrete DQ rules, we also examined the capability to define DQ rules in SQL. This feature was the least common, available in only 6% of DQ tools.

#### 4.2.2 Other data management functionalities

The remaining hundred (100) DQ tools were similarly mapped to other data management functionalities: master data management, data lineage, data catalogue, data semantic discovery, and data integration with their relative frequencies presented in Table 5.

Some DQ tools were purely DQ management solutions, i.e., *OpenRefine* or *Ataccama DQ Analyzer*. Others were multi-functional platforms that included information management features

in addition to DQ management, i.e., *SAP Information Steward*, *Syniti Knowledge Platform* or *Ataccama ONE*. If a tool was solely DQ management solution, it was possible that other information management functionalities were available as separate solutions, such as *Experian Namesearch*.

Table 5. Relative frequencies of other data management functionalities.

Feature	Percentage
Master Data Management	30%
Data Catalogue	27%
Data Integration	25%
Data Lineage	23%
Data Semantics discovery	20%

### 4.2.3 Results of applying Exclusion Criteria

Eight (8) tools focused solely on checking the DQ of specific attributes, such as email, phone, and address. For instance, *Experian Email Validation* validates e-mails online or cleanses the e-mail lists, and *Informatica Address Verification* verifies and validates international postal addresses in real-time in customer relationship management (CRM) systems, e-commerce sites, etc.

Another eight (8) tools detected anomalies but lacked the functionality to allow users to define custom DQ rules based on the discovered anomalies. Examples include *Holodetect*, *Rapid Data Profiling* and *Talend Data Fabric*. These tools are primarily used to prepare data for machine learning. Input data is profiled, anomalies are detected, and then the data is cleansed and/or enriched.

Sixty-five (65) tools did not detect DQ rules or even anomalies. Among these, fifty-four (54) had cleansing functionality, but thirty-one (31) of them did not allow for the definition of custom DQ rules. Such tools were purely cleansing tools, such as *Clean & Match Enterprise* by WinPure, *TIBCO Clarity*, *OpenRefine*, *Enlighten*, and others.

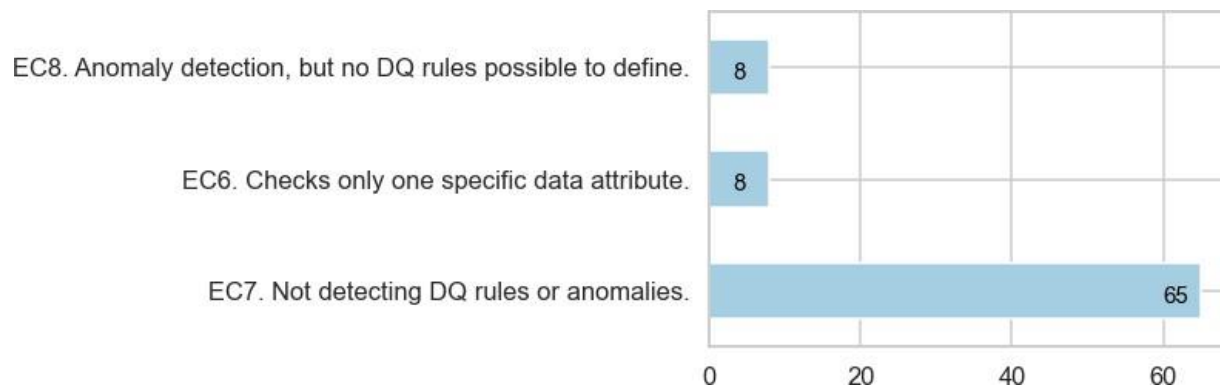


Figure 3. Counts of excluded tools in the second phase.

Figure 3 shows results of application of exclusion criteria. Out of the remaining tools, twelve (12) DQ tools were able to detect rules and seven (7) tools were the alternative tools, which could detect anomalies and allowed users to define their DQ rules. Thus, the list of DQ tools has been reduced to nineteen (19) DQ tools.

#### 4.2.4 Results of the final sample of data quality tools

Nineteen (19) DQ tools conform to the main criterion being capable of detecting DQ rules (IC1) or detecting anomalies and allow users to define custom DQ rules (iC2) and as such are subjects for further examination.

**Functionalities** The relative frequencies of DQ features for these tools are shown in Table 6. For tools satisfying IC1, the definition of custom rules appears to be a common feature. This means that a tool capable of detecting and recommending DQ rules also allows users to define their own rules. A rules repository is also a feature for most of the tools.

Table 6. Relative frequencies of DQ features of the included tools by inclusion criteria IC1, IC2.

Feature	IC1	IC2
Custom DQ Rules	100%	100%
DQ Rules Repository	91.7%	100%
Anomaly Detection	91.7%	100%
Data Profiling	100%	85.7%
Erroneous Records Shown	100%	71.4%
DQ Report Creation	91.7%	71.4%
DQ Dashboard	75%	85.7%
DQ Dimensions Used	75%	57.1%
Data Match Detection	75%	42.9%
Data Cleansing	75%	42.9%
DQ Rule Detection	100%	0%
Data Enrichment	50%	28.6%
DQ Rule Definition in SQL	8.3%	57.1%

For DQ tools satisfying IC1 the DQ rule definition in SQL is the least frequent. Yet, expressing DQ rules in SQL is inherent to many data warehouses. Also, SQL presents the DQ rules in concrete "sentences" that can be validated by executing them. Thus, data warehouses users are commonly skilled in SQL and SQL is usually preferred in data warehousing.

Data enrichment and cleansing functions are mapped for statistical purposes but are not in the scope of this study as it aims to look for DQ tools for data warehouses where data cleansing and enrichment are not used locally. So, it is expected that these features appear only as suggestions, whereas data fixing in the warehouse system is allowed only by fixing the issues in source systems

and then loading the corrected data to the warehouse. However, 75% of DQ rule detectors have data cleansing functionality and half of them have enrichment functionality.

Most of the DQ features of DQ rule detectors (IC1), except for "Anomaly Detection," "DQ Dashboard," and "DQ Rule in SQL," are more frequent than those in tools classified as anomaly detectors (IC2). All other data features shown in Table 7 are also more frequent for IC1 than for IC2. This suggests that rule detectors (IC1) tend to be more "multifunctional" than anomaly detectors (IC2).

Table 7. Relative frequencies of other data management functionalities by the inclusion criteria by IC1, IC2.

Feature	IC1	IC2
Data Semantics discovery	75%	57.1%
Data Catalogue	75%	57.1%
Data Lineage	75%	42.9%
Master Data Management	66.7%	14.3%
Data Integration	41.7%	28.6%

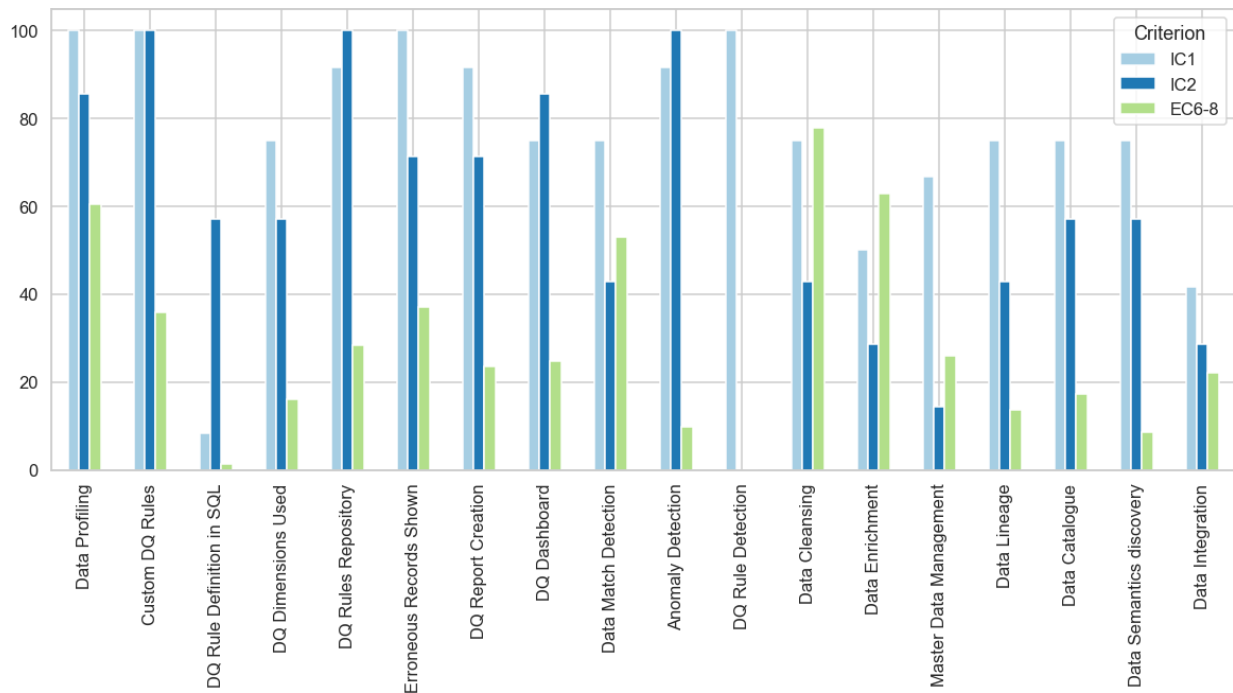


Figure 4. Relative frequencies of DQ and other data management functionalities by inclusion criteria IC1, IC2 and exclusions of the second phase.

It can be said that both of the included tools by IC1 and IC2 are having more functions than the tools which were excluded as shown in Figure 4. It can be also noticed that excluded tools have

data cleansing and data enrichment functionalities in more cases than included tools. It refers to the fact that this study looks for tools focusing on DQ issue finding, not on DQ issue fixing.

### 4.3 Research Question 3: The Environment and Connectivity

This section presents the results for environment solutions and supported connections of nineteen (19) DQ tools, out of which, twelve (12) tools were capable of detecting DQ rules, and seven (7) tools served as alternatives, being able to detect anomalies and allowing users to define their own DQ rules. The detailed results are provided in Appendix IV, which we briefly discuss below.

#### 4.3.1 Environment and Connection Related Features

First, tools were mapped to supported data sources, with a focus on data warehouses (DWs) given the current study's scope. Fortunately, no tools needed to be excluded as all of them supported connections to data warehouses. Another aspect considered was the compatibility of these tools with various warehouse systems. Additionally, the examination included whether the DQ tool could connect with existing data warehouses within organizations, such as *Teradata Vantage*, *Snowflake*, *Amazon Redshift*, etc.

Secondly, the tools were mapped to their environment location. Most of the tools were working on the cloud. There were thirteen (13) cloud-based tools, two (2) tools were working either in the cloud or on-premises, one (1) tool was on-premises, one (1) tool was hybrid, one (1) was in the cloud or hybrid, and one (1) remained open if was cloud-based.

Thirdly, we determined where tools processed the data. Out of the surveyed tools, seven (7) processed the data regardless of its location (vendor's side or organization's side), four (4) provided processing in private cloud, one (1) on-premises, three (3) in the vendor's cloud, and four (4) did not have information regarding the location. Considering one of the GDPR requirements is to keep personal data within organizations, tools with unknown data processing locations or processing in the vendor's cloud were excluded. Consequently, the remaining list of tools was reduced to twelve (12), consisting of ten (10) tools capable of detecting DQ rules and two (2) additional tools that could detect anomalies and enable users to define custom rules.

#### 4.3.2 Summary

Overall, the review process was divided into three phases, during which exclusion criteria were applied to DQ tools, as shown in Figure 5. The search process initially yielded one hundred fifty-one (151) tools, to which exclusion criteria EC1 - EC5 were applied. This resulted in one hundred (100) tools remaining, which were considered DQ tools for the purpose of this study. These tools were expected to possess DQ functionalities as outlined in the report, presented in Table 1.

In the second phase, DQ tools that did not meet the expectations of this study were excluded. Various types of inappropriate tools were identified using exclusion criteria EC6 - EC8. The application of these criteria resulted in nineteen (19) DQ tools, comprising two (2) types of included tools: those capable of detecting DQ rules and alternative tools enabling anomaly detection and user-defined custom DQ rules.

In the third phase, the environment solution and connectivity were reviewed for the DQ tools with desired functionalities. Tools which did not meet the expectations of this study were applied

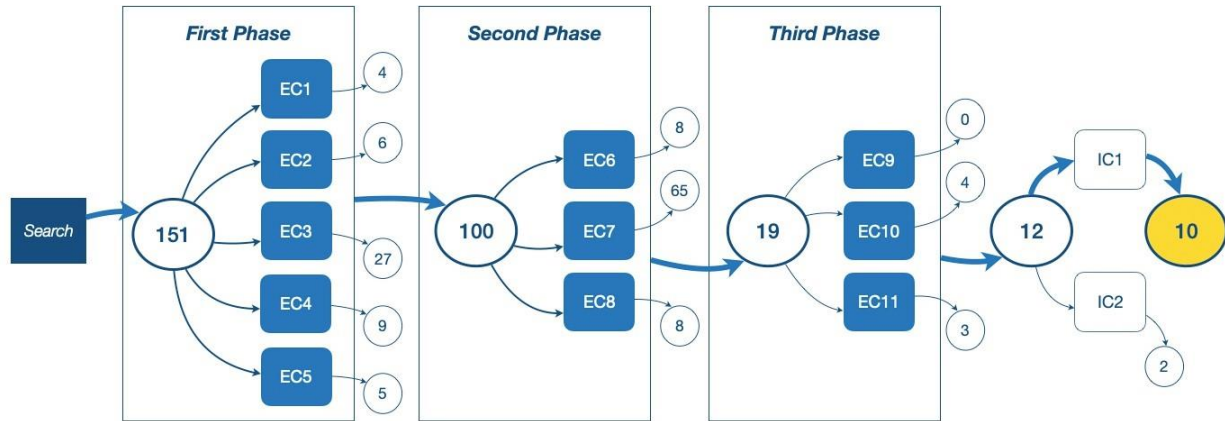


Figure 5. Review process consisted of three phases. In each phase a set of exclusion criteria were applied to DQ tools. In the final step, it is focused only on one type of included (IC1) DQ tools.

exclusion criteria E9 - E11 and there remained twelve (12) DQ tools, including ten (10) tools of the main goal and two (2) alternative solutions. Alternative tools were included in that phase for analysis but in the final step, only the main goal was reviewed because of the DQ rule detection.

The non-trialable tools comprised three (3) tools that were completely unavailable for trial, four (4) tools for which a demo could be requested, and one (1) tool for which it was possible to request a free trial. Additionally, a trial license key was provided for one tool, along with documentation\*.

The heatmap depicted in Figure 6 illustrates the distribution of tools based on selection criteria (exclusion or inclusion) and trialability. The analysis reveals that a significant portion of open-source tools were excluded for several reasons: eleven (11) open-source tools were excluded in the second phase due to their inability to detect DQ rules or anomalies (EC7), or if they did detect anomalies, they did not allow users to define DQ rules (EC8). Furthermore, all tools offering available free trials were also excluded in the second phase for failing to detect DQ rules or anomalies.

Some alternative DQ tools were identified as semi-automated DQ rule detection solutions. These tools have the capability to detect anomalies and enable users to define their own DQ rules. A total of seven (7) such DQ tools were found, all of which were cloud-based solutions. However, for four (4) tools, it was unclear where the data is processed, and for one (1) tool, the data was processed on the vendor's cloud. Following the exclusion of inappropriate tools, only two (2) suitable solutions remained, namely:

**Anomalo** that uses unsupervised ML to detect DQ issues without the need to create DQ rules or set thresholds in data warehouses<sup>3</sup>. Users are also able to modify the monitoring process without using a code;

**LiTech DQ Management** that consolidates data validations into a single platform, encompassing a DQ rule repository and DQ reports. It leverages ML to autonomously generate DQ validations, including anomaly detection with an integrated alerting system<sup>4</sup>.

<sup>3</sup><https://www.anomalo.com/post/unsupervised-data-monitoring>

<sup>4</sup><https://litech.app/>

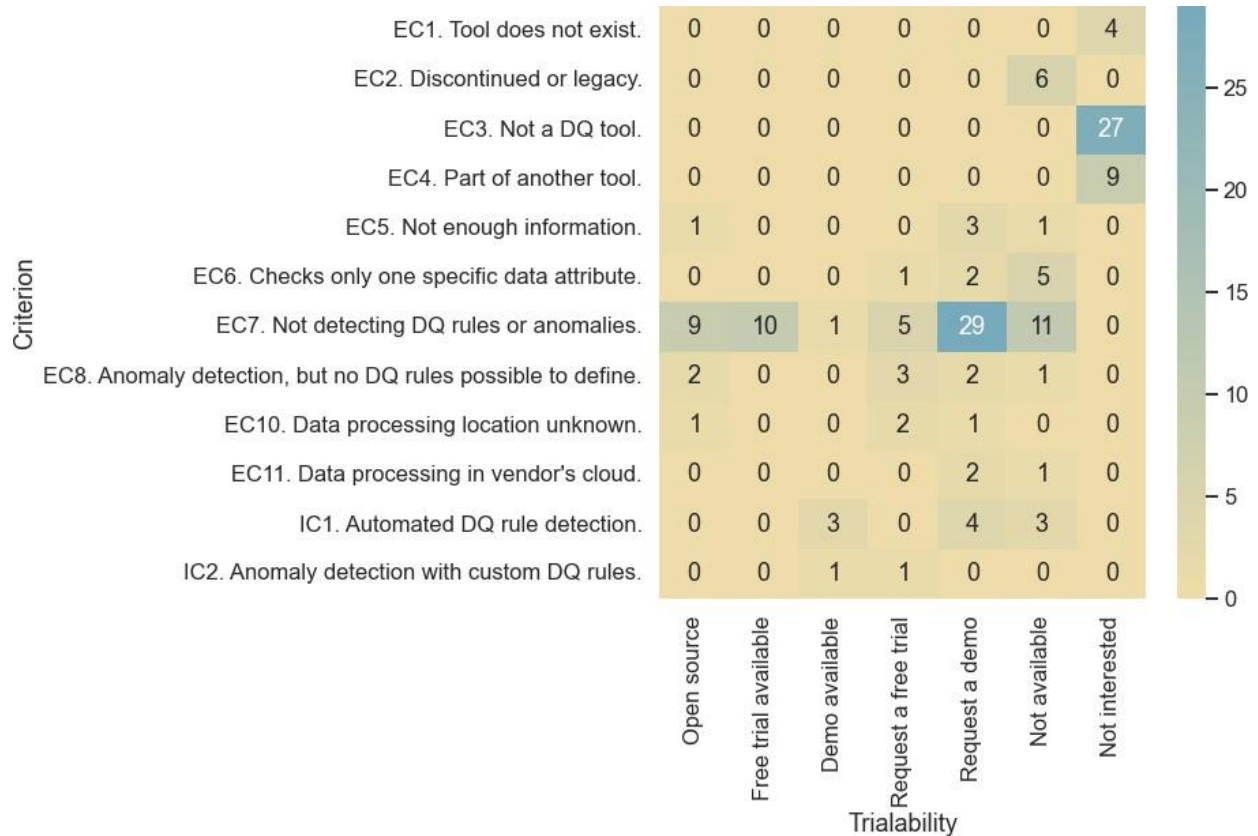


Figure 6. Heatmap of tool counts by selection criteria and trialability

Another half of the anomaly detectors, specifically eight (8) tools out of fifteen (15) DQ tools, are designed for data preparation for ML or business analytics, including cleansing and enrichment functionalities but not using any DQ rules (*Experian DataArc360, Rapid Data Profiling, and Talend Data Fabric*).

#### 4.4 Question 4: Solutions supporting the Data Quality Rule Detection

In this section we summarise how the automated DQ rule detection has been solved by identified DQ tools. Ten (10) DQ tools, which were able to detect DQ rules for data warehouses, are briefly described with more detailed description available in Appendix V.

Based on the conducted analysis, we have identified that selected DQ tools employ four (4) main methods to discover DQ rules:

- using only metadata (*DQLabs Platform*);
- using built-in rules and ML (*Ataccama ONE Platform, DvSum*);
- using metadata and ML (*AbInitio Enterprise Data Platform, Informatica products*);
- using only ML (*Collibra, Syniti Knowledge Platform*).

Five (5) out of the ten (10) tools emphasize that they discover rules based on metadata, while six (6) tools claim to utilize machine learning (ML) for DQ rule detection. One tool, *Global IDs DEEP Platform*, provides limited details on its approach to DQ rule detection. However, it includes metadata management and highlights the significance of data lineage, which falls under the umbrella of metadata. Therefore, it can be inferred that metadata serves as an essential foundation for creating DQ rules through machine learning.

On the other hand, some solutions use ML for detecting data quality (DQ) rules or checks. However, there remains a scarcity of solutions capable of providing DQ rule detection specifically tailored for data warehouses and their source systems.

Additionally, all ten (10) DQ tools examined are cloud-based, establishing connections to data sources via API. This approach enables them to connect with almost every type of data source and process customer data, whether it resides in a public cloud, private cloud, or virtual private cloud environment.

#### 4.5 Question 5: Advantages and Disadvantages of Current Solutions

As part of Q5, our focus was on identifying the advantages and disadvantages of existing solutions to derive insights for future work.

The primary features of the ten (10) DQ tools capable of detecting data quality (DQ) rules are summarized in Figure 7.

Our analysis revealed that all the analyzed tools possess the capability for data profiling, enabling users to define custom data quality (DQ) rules, generate DQ reports, maintain a DQ rule repository, and highlight erroneous records for identified DQ issues. Moreover, these tools process data within the organization’s infrastructure, utilize APIs for connecting to data storage, support integration with data warehouses, and offer compatibility with cloud-based data storage solutions. These features, including the main feature of detecting DQ rules, are consistent with the expectations outlined in the scope of this study. Consequently, they have been categorized as advantages, as shown in Table 8.

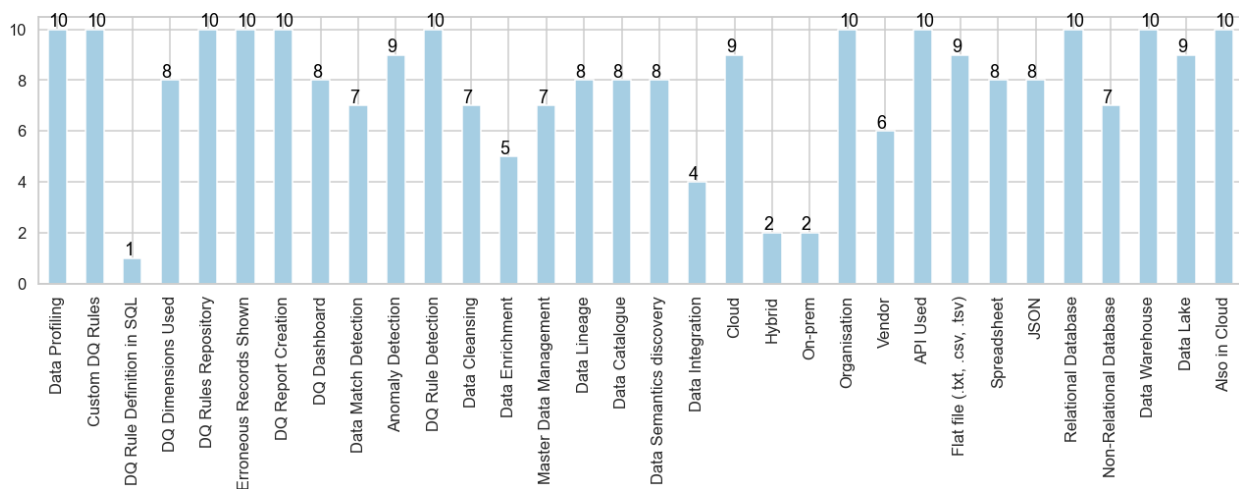


Figure 7. Frequencies of DQ, other data management, environment and connectivity features.



Table 8. Advantages and disadvantages of current DQ tools that can automatically detect DQ rules.

Advantages	Disadvantages
Detecting DQ rules.	Not detecting reconciliation rules.
Processing data on the organisation’s cloud or on-premises.	Not designed for all data types (integer, float, boolean, string, date, etc.).
Using cloud computing.	Not defining DQ rules in SQL.
Using API to connect the data stack.	Option to accept, edit or reject suggested DQ rules.
Detected rules provided with erroneous data records.	Not detecting DQ rules towards different DQ dimensions, i.e., referential integrity or external consistency.
Possibility to define custom DQ rules.	Not tagging DQ rules with DQ dimension.
Proposed DQ rules can be edited, accepted and rejected.	
Tagging DQ rules with relevant data elements and business terms.	

In contrast to the desired features outlined in Table 8, existing solutions fall short in several areas, categorized as disadvantages. Notably, DQ tool providers did not address the detection of reconciliation rules. Furthermore, the detected DQ rules appeared to lack coverage across a broad spectrum of DQ dimensions, and the tagging of DQ dimensions to rules was often absent. The ability to define DQ rules in SQL was found to be a rare feature, despite its importance for rule validation purposes. Additionally, it remained unclear whether the suggested DQ rules encompassed a sufficient range of data types.

Moreover, it is crucial for suggested DQ rules to be editable by data stewards before implementation, enabling them to modify, accept, or reject recommended rules. Efficiency is another important aspect, and while cloud computing offers benefits such as scalability and flexibility, it was unclear whether existing solutions were maximizing these advantages.

Although existing solutions possess many desired features, as indicated in Table 8, there remains ample room for further development.

## 5 Discussion

In this section, the primary findings are summarised and discussed. The encountered limitations are discussed, and suggestions for future work are presented.

**Q1. What are the current DQ tools proposals in the market?** Technical reviewers, companies, magazines, and others provided one hundred fifty-one (151) tools as popular DQ tools for the year 2023. However, upon closer examination, it was discovered that several tools either did not exist, were outdated legacies, or had been discontinued. Additionally, certain tools overlapped with others, essentially constituting a part of another reviewed tool, resulting in duplication. After excluding

these tools, a total of one hundred and five (105) DQ tools remained from the original one hundred fifty-one (151) tools obtained from diverse sources (detailed in Appendix Ia).

Additionally, tools, which lacked information being impossible to map any features of these, were excluded. As a result, one hundred (100) DQ tools remained. In the next phase eight (8) additional DQ tools, which were checking only one data attribute using patterns and reference data, i.e., e-mail, phone number, address, etc., were also excluded. Thus, ninety-two (92) DQ tools were having a sufficient number of DQ features.

For comparison, another survey of DQ tools (Ehrlinger & Wöß, 2022) found 667 tools from different sources, and after six (6) exclusion criteria there were left only seventeen (17) DQ tools. Half (50.82%) of the tools were excluded because these were either dedicated to specific types of data or built to measure the DQ of a proprietary tool. 16.67% of the tools focused on data cleansing without a proper DQ measurement strategy (i.e., measurements are used to modify the data, but no comprehensive reports are provided). Data profiling was provided to some extent, any of the tools had a sufficient list of DQ dimensions that have been mentioned in research papers.

The availability of free versions for testing purposes within the DQ tools market is quite limited. Out of the one hundred and five (105) DQ tools that passed the initial tool validation, only eighty-one (81) were accessible for testing. Regrettably, none of the ten (10) DQ tools encompassed by this study could be examined. These tools were not open-source and did not offer any free trial options, as depicted in Figure 6.

Besides, websites contain poor information, or the information that is of limited usefulness and value, containing only exclamations for marketing purposes, i.e., emphasising data quality importance and big losses that organisations have due to poor data quality. Only customers willing to buy the tool are contacted, and only for potential customers, the tools are presented.

**Q2. What functionalities do data quality tools have? Is there a data quality tool which can automatically detect and recommend data quality rules?** After applying the first exclusion criteria (the tool does not exist, not a data quality tool, discontinued or legacy, not enough information) there remained a list of hundred (100) tools out of one hundred fifty-one (151) tools, having a sufficient amount of data quality functionalities, and that can be called "data quality tools" as defined within this study. The second part of the review results is provided in Appendix III.

The most popular feature was the "Data Cleansing" functionality, appearing for 75% of all tools. It refers to the fact that most of the data quality tools are meant for fixing data issues. Data quality monitoring, included in "Data Profiling", "Data Quality Rules (Custom or Detected)", "Data Quality Reports", "Data Quality Dashboard", is covered less. This refers to the limitation that most of the tools are not designed for data warehouses whereas the data is not fixed locally in the warehouses.

Furthermore, data quality tools were found to lack other specific features of data warehouses. The tool designed for monitoring the data quality of the data warehouse exhibited notable differences compared to other data quality tools, which primarily focus on data preparation for ML or business analysis. These tools predominantly address data cleansing, enrichment, and the detection of data quality issues, such as empty or irrelevant values, outliers, and inconsistent values, while the data quality tool for monitoring data quality in data warehouses, needs to cover only issue finding, often using data quality rules for different dimensions and based on business rules, and finally ensuring compliance of organisation to different regulations.

The focus of this study was the data quality rule detection in data warehouses. There were found

only twelve (12) tools which were able to automatically detect data quality rules or checks. 2 of them, however - *Precisely Spectrum Quality* and *Information Steward* - were excluded because of unknown data processing location and data processing on the vendor's cloud respectively. That lead to ten (10) data quality tools, which met all the expected criteria of this study. It is only 10% of all data quality tools in terms of this study and 6.6% out of all found tools.

**Q3. Which data storages are supported? Where do the data quality tools process the organisation's data?** Data quality software that was in the scope of this study had to be able to connect to data warehouses and process the data in the organisation's private cloud or on-premises due to the data privacy restrictions (Union, 2016). Even if all the data quality tools in scope were able to connect to data warehouses, these did not involve all the features of warehouses, i.e., data reconciliation rules.

**Q4. Which methods are employed for data quality rule detection? Do the data quality tools incorporate ML techniques?** There was no exact description of how the solutions were built for automated recognition by the seven (7) providers of ten (10) data quality tools, which were able to detect data quality rules. However, the main ideas were published for the majority. Data quality rules were automatically generated with the help of metadata and ML methods or based on built-in rules together with ML methods.

Thereby, research mainly speaks about data quality rules as integrity constraints, which are also metadata of the data storage (Fan, Han, Wang, & Xie, 2022), (Li, Wang, & Li, 2019). One study - (Taleb & Serhani, 2017) - also presented a solution using the combination of built-in rules and ML methods, whereas (Aljumaili, Karim, & Tretten, 2016) shows how different data quality rules can be defined towards relevant metadata.

To sum up, data quality management is intrinsically linked to metadata management. Metadata, which encompasses data about data, also includes quality information of the data itself (Hedden, 2016). Furthermore, it is observed that recommendation systems are often built upon statistical or machine learning methods.

Despite the availability of numerous data quality tools, none perfectly meet all the requirements for comprehensive data quality management. It remains unclear whether these tools are specifically designed for data warehouses, as software providers typically do not provide detailed descriptions of their automatic data quality rule detection mechanisms or the foundational logic behind their recommendations. Nevertheless, a general understanding has been achieved. Additionally, only a few tools offer data quality rule definitions in SQL and map these rules to data quality dimensions. The efficiency of these tools is also uncertain since they are not freely available for testing. Among the requirements, only the capabilities of displaying erroneous records and cloud computation are fully met, with partial fulfillment of the option to define custom data quality rules.

**Q5: What are the potential advantages and disadvantages that can be gleaned from existing solutions when considering the desired DQ tool solution?** The shortcomings identified with the existing tools and requirements defined in Section 4.5 lead to potential future work of building a data quality tool, which would automatically detect data. quality rules and would be suitable for data warehouses.

The reviewed tools were not intended for or tailored well to data warehouses, i.e., do not keep in mind the purpose of the data warehouse and its properties. The main limitation is a missing reconciliation rule detection.

In addition, users of data warehouses are usually all skilled in SQL. Data quality rule expression

in SQL is essential for validating the rule and for later implementation. Data quality rules expressed in SQL are concrete and unambiguous. On the other hand, it would be beneficial to also generate rule descriptions in natural language to involve business stakeholders in data quality management process. This means involving natural language processing (NLP), and, as today's settings suggest, Large Language Models (LLMs).

Data quality rules should be detected for several data types (integer, float, boolean, string, date, character, etc.) and domains (finance, healthcare, education, etc.), preferably automatically determining the type based on the data, to cover all data elements of a data warehouse. In addition, a broad list of the most common data quality dimensions should be covered, as organisations tend to use different sets of data quality dimensions and some domains are even required to prepare reports with data quality dimension-wised analysis of data. For example, regulation (Parliament & Council, 2013) force financial institutions to report data quality by the specific set of data quality dimensions (completeness, accuracy, consistency, timeliness, uniqueness, validity, traceability). (Cichy & Rass, 2019) lists the frequently used data quality dimensions used by different data quality frameworks, which can be used as a reference point for this, accessibility, accuracy, an appropriate amount of data, believability, completeness, concise representation, consistency, consistent representation, currency, free-of-error, interpretability, objectivity, precision, relevancy, reputation, security, timeliness, understandability, validity, and value-added.

Some current solutions already provide recommended data quality rules with names of the related objects and fields, business terms, and potential erroneous rows. These attributes are also expected for the data quality tool of future work. As such, respective tools' requirement engineering process should consider tools we identified in this study, from which positive and negative practices can be learned. The detected rules should be additionally complemented by responsible roles, such as data (quality) stewards, business analysts, information owners, etc. Whereas the generation can result in an enormous amount of rules then all this information would help to filter the necessary rules by data attributes and responsible counterparties.

While using ML methods in recommendations and NLP for the descriptions in natural language for data quality rules, and also the metadata, computing can become exhaustive and it would benefit from being executed in the cloud. At the same time, the data processing should be carried out in the organisation's data stack, meaning the data would not leave the organisation's storage, to be compliant with GDPR (Union, 2016).

## **5.1 Limitations**

The goal of this study was to explore the landscape of data quality tools and determine if any tool can automatically detect data quality rules.

The primary limitation of this study lies in the reliance on secondary data sources, predominantly sourced from software providers' websites, videos, and available documentation. Due to the limited trialability of many tools, it was not always possible to test them directly. Commercial tools are often not available for free testing, and the study relied on tools that were either open-source, offered

demos, provided free trials, or required a request for a demo or trial. Tools that did not offer these options were excluded from full consumer-level evaluation. As a result, information obtained from official sources may be biased, lacking comprehensive and objective insights.

Despite conducting a thorough systematic search, there is always a risk of omitting some tools. The search results yielded a limited number of studies (10) focusing on the automated generation of data quality rules (out of over 150 we identified in the first phases of the study), which may restrict the diversity of perspectives and advancements considered in this research.

The review found that most data quality tools are designed for data cleansing in domain-specific databases rather than data warehouses. This suggests a significant gap in tools specifically tailored for data warehouses, potentially limiting the generalisability of the study's findings to this context.

The rapidly evolving nature of the field means that the results of this study represent a snapshot in time. The dynamic advancements in both theoretical and practical aspects, particularly with the rise of Generative AI, imply that future examinations will be necessary to provide more up-to-date reflections of the current state of the art. However, this study's objective includes a call to action based on the current state, which provides relevant insights to be transformed into future work.

## 5.2 Implications

This study has both practical and theoretical implications. First, the identified gap in current tools provides an opportunity for the development and commercialisation of advanced DQ automation solutions tailored specifically for data warehouses. The automation of data quality rule detection and enforcement can significantly streamline the DQ management processes in data warehouses, leading to more efficient operations. Automated tools (or at least AI-augmented) can reduce the reliance on manual data quality checks, thereby decreasing the human workload and allowing personnel to focus on more strategic tasks. Implementing automated DQ tools can lower the costs associated with maintaining high data quality standards, as less manual intervention is required. Second, the results can serve as a support to organisations that uses data warehouses and seeks for an improved data quality management, guiding them in selecting the tool that would meet their objectives better, or shortlisting tools that should be tested before integrated in their data quality management practice (as only a few were trialable and others would require paying for their trial). Practical recommendations from the study, in turn, can help organizations enhance their data quality practices, leading to more reliable and actionable insights from their data repositories.

This study contributes to the theoretical understanding of how AI and ML in particular, can be leveraged to automate the data quality management in data warehouses. The research provides a foundation for developing a theoretical framework for the automated detection of data quality rules, filling a gap in existing academic literature. By combining insights from data science, machine learning, and data management, the study enriches the interdisciplinary dialogue on automated data quality techniques.

The study highlights significant gaps in both market offerings and academic research related to automated DQ tools, pointing to areas that require further investigation and development. The findings and recommendations offer a roadmap for future research endeavors aimed at enhancing automated data quality management systems, encouraging the exploration of innovative solutions and methodologies.

## Conclusion

The objective of this study was to find the data quality tools or solutions and search for tools, which are able to automatically detect data quality rules in data warehouses.

After reviewing 151 data quality tools and applying 11 exclusion criteria, it was found that only ten tools possess the capability to detect and propose data quality rules. This indicates a significant gap in the market for comprehensive data quality solutions tailored for data warehouses. These tools support connection with data warehouses and processing the data within the organisation's private cloud or on-premises, ensuring data confidentiality. However, it is unfortunate that certain data warehouse-specific features were absent, such as reconciliation rules and consistency checks between attributes of different data objects.

A substantial portion of the tools (one-third) were excluded in the initial phase, and a significant 73.3% of the remaining tools were not available for trial, highlighting a major limitation in the accessibility and evaluation of these tools. Additionally, 42.9% of tools lacked both trial availability and proper documentation.

We found that metadata, built-in rules, and machine learning methods for detecting data quality rules are the most popular within analyzed tools. In contrast, academic research mainly focuses on integrity constraints, which also rely on metadata. Regrettably, testing and experimentation of these functionalities were not feasible, and pertinent information in this regard remains unavailable.

To sum up, the automated detection of data quality rules is inadequately covered in both academic literature and market solutions. This points to a need for more focused research and development in this area to bridge the existing gaps making a call for action in this area.

The study identifies practical implications, such as the potential for developing advanced DQ automation solutions specifically for data warehouses, ensuring data confidentiality and compliance with regulations like GDPR. This study also can be found beneficial by practitioners guiding them in selecting the most appropriate data quality tool for them. This could streamline DQ management processes, reduce reliance on manual checks, and lower associated costs. Theoretical contributions include a foundation for developing a framework for automated detection of data quality rules, enhancing interdisciplinary dialogue between data science, machine learning, and data management.

### Declaration of Generative AI and AI-assisted technologies in the writing process

This paper is partly worded using *ChatGPT*, the large language model by Open AI (OpenAI, 2023), and its grammar and spelling in British English are corrected with Grammarly. After using this tool/service, the authors reviewed and edited the content as needed and takes full responsibility for the content of the publication.

## References

- Acemoglu, D., & Restrepo, P. (2019). The impact of automation on employment: Just the usual structural change? *Journal of Economic Perspectives*.
- Aljumaili, M., Karim, R., & Tretten, P. (2016). Metadata-based data quality assessment. *VINE Journal of Information and Knowledge Management Systems*, 46, 232–250. doi: 10.1108/VJIKMS-11-2015-0059
- Azeroual, O., & Lewoniewski, W. (2020). How to inspect and measure data quality about scientific publications: Use case of wikipedia and cris databases 2020. *Algorithms*. doi: 10.3390/A13050107

- Batini, C., & Scannapieco, M. (2016). *Data and information quality* (1st ed.). Switzerland: Springer Cham. doi: <https://doi.org/10.1007/978-3-319-24106-7>
- Borgman, C. (2003). Metadata and scholarly communication. *Annual Review of Information Science and Technology*, 37(1), 3–36.

- Chaudhary, K., D'Spain, K., Khanal, S., Nguyen, K., Pham, L., Lall, G., . . . Wei, B. (2022, June). Toyota financial services data portal. In *2022 IEEE International Conference on Imaging Systems and Techniques (IST)* (pp. 1–2). IEEE.
- Cichy, C., & Rass, S. (2019, March). An overview of data quality frameworks. *IEEE Access*, 7, 24634–24648. (<https://ieeexplore.ieee.org/document/8642813>) doi: 10.1109/ACCESS.2019.2899751
- Collibra. (n.d.). *Collibra data quality & observability: Dq rule cheat sheet*. (<https://www.collibra.com/us/en/resources/data-quality-rule-cheat-sheet>)
- Coughlin, T. (2018). 175 zettabytes by 2025. *Forbes*. (<https://www.forbes.com/sites/tomcoughlin/2018/11/27/175-zettabytes-by-2025/>)
- Datamation. (2021, April). *Best dq tools of 2023*. (<https://www.datamation.com/big-data/data-quality-tools/>)
- Dixon, M. (2020). The cost of bad data: have you done the math? *Global Marketing Alliance*. (<https://www.the-gma.com/the-cost-of-bad-data-have-you-done-the-math>)
- Editor, P. (2022, November). *What is a metadata and how is it used?* (<https://www.precisely.com/blog/datagovernance/what-is-metadata>)
- Ehrlinger, L., Gindlhumer, A., Huber, L.-M., & Wöß, W. (2021). Dq-meerkat: Automating data quality monitoring with a reference-data-profile-annotated knowledge graph. *Proceedings of the 10th International Conference on Data Science, Technology and Applications*. doi: 10.5220/0010546202150222
- Ehrlinger, L., & Wöß, W. (2022). A survey of data quality measurement and monitoring tools. *Frontiers in Big Data*, 5.
- Experian. (2023). *What is a data reconciliation?* (<https://www.experian.co.uk/business/glossary/data-reconciliation/>)
- Ezenkwu, C., & Starkey, A. (2019). Machine autonomy: Definition, approaches, challenges and research gaps. In *Advances in intelligent systems and computing* (pp. 335–358). Computing Conference.
- Fan, W., Han, S., Wang, Y., & Xie, M. (2022, June). Parallel rule discovery from large datasets by sampling. In *Proceedings of the ACM SIGMOD International Conference on Management of Data* (pp. 384–398). SIGMOD '22.
- G2. (2023). *Best data quality tools*. (<https://www.g2.com/categories/data-quality>)
- Gartner. (2023). *The best dq tools over all*. (<https://www.gartner.com/reviews/market/data-quality-solutions>)
- Geekflare. (2023, April). *The best data quality tools*. (<https://geekflare.com/best-data-quality-tools/>)
- (Grooper), B. (2023, January). *The 9 best data quality tools 2023*. (<https://blog.bisok.com/general-technology/a-review-of-the-5-top-data-cleansing-tools>)
- Haegemans, T. (2018). *Essays on data quality management with applications in the financial industry* (Unpublished doctoral dissertation). KU Leuven. (<https://lirias.kuleuven.be/retrieve/519416>)
- Hedden, H. (2016). *The accidental taxonomist* (2nd ed.). Information Today, Inc.
- Houston, L., Probst, Y., Yu, P., & Martin, A. (2018). Exploring data quality management within clinical trials. *Applied Clinical Informatics*, 9, 72–81.
- HubSpot. (2023). *Data quality: A comprehensive overview*. (<https://blog.hubspot.com/website/comprehensive-overview-of-data-quality>)



- Informatica. (n.d.-a). *Data sheet: Cloud data quality*. ([https://www.informatica.com/content/dam/informatica-com/en/collateral/data-sheet/cloud-data-quality\\_data-sheet\\_3688en.pdf](https://www.informatica.com/content/dam/informatica-com/en/collateral/data-sheet/cloud-data-quality_data-sheet_3688en.pdf))
- Informatica. (n.d.-b). *Data sheet: Data engineering quality*. ([https://www.informatica.com/content/dam/informatica-com/en/collateral/data-sheet/big-data-quality\\_data-sheet\\_3275en.pdf](https://www.informatica.com/content/dam/informatica-com/en/collateral/data-sheet/big-data-quality_data-sheet_3275en.pdf))
- Informatica. (n.d.-c). *Data sheet: Multidomain mdm saas*. ([https://www.informatica.com/content/dam/informatica-com/en/collateral/data-sheet/informatica-multidomain-mdm-saas\\_data-sheet\\_4305en.pdf](https://www.informatica.com/content/dam/informatica-com/en/collateral/data-sheet/informatica-multidomain-mdm-saas_data-sheet_4305en.pdf))
- Informatica. (2023). *What is a data validation?* (<https://www.informatica.com/services-and-training/glossary-of-terms/data-validation-definition.html>)
- Karkošková, S. (2022, May). Data governance model to enhance data quality in financial institutions. *Information Systems Management*.
- Kitchenham, B., & Brereton, P. (2013, December). A systematic review of systematic review process research in software engineering. *Information and Software Technology*, 55(3), 2049–2075.
- Lacagnina, C., David, R., Nikiforova, A., Kuusniemi, M., Cappiello, C., Biehlmaier, O., . . . others (2023). *Towards a data quality framework for eoscs*. Tech. rep.(Jan 2023). <https://doi.org/10.5281/ZENODO.7515816>.
- Li, M., Wang, H., & Li, J. (2019, December). Mining conditional functional dependency rules on big data. *Big Data Mining and Analytics*, 3, 68–84.
- Liu, Q., Feng, G., Tayi, G. K., & Tian, J. (2019). Managing data quality of the data warehouse: A chance-constrained programming approach. *Information Systems Frontiers*, 23, 375–389.
- Loshin, D. (2010). *The practitioner's guide to data quality improvement* (1st ed.). Morgan Kaufmann. doi: <https://doi.org/10.1016/C2009-0-17212-4>
- Neely, M., Lin, S., Gao, J., & Koronios, A. (2006, August). The deficiencies of current data quality tools in the realm of engineering asset management. In *12th americas conference on information systems, amcis 2006* (Vol. 1, pp. 430–438). Association for Information Systems.
- Nikiforova, A. (2020). Definition and evaluation of data quality: User-oriented data object-driven approach to data quality assessment. *Baltic Journal of Modern Computing*, 8(3).
- OpenAI. (2023). *Chatgpt (may 3 version), large language model*. (<https://chat.openai.com>)
- Parliament, E., & Council. (2013, June). *Regulation (eu) no 575/2013 of the european parliament and of the council of 26 june 2013 on prudential requirements for credit institutions and investment firms and amending regulation (eu) no 648/2012*. (<https://eur-lex.europa.eu/legal-content/EN/TXT/?uri=CELEX:32022R0439>)
- PeerSpot. (2023, March). *Best data quality software*. (<https://www.peerspot.com/categories/data-quality>)
- Plotkin, D. (2020). *Data stewardship* (2nd ed.). Academic Press. doi: <https://doi.org/10.1016/C2019-0-03988-X>
- Pulla, V. V., Varo, C., & Al, M. (2016). Open source data quality tools: Revisited. *Advances in Intelligent Systems and Computing*. doi: 10.1007/978-3-319-32467-8\_77
- Review, S. (2022, October). *The 8 best dq tools*. (<https://solutionsreview.com/data-management/the-best-data-quality-tools-and-software/>)
- SAP. (2023). *What is a data warehouse?* (<https://www.sap.com/insights/what-is-a-data-warehouse.html>)

- Scannapieco, M., & Catarci, T. (2002, May). *Data quality under the computer science perspective*. Rome, Italy.
- Simplilearn. (2023, January). *Top dq tools of 2023*. (<https://www.simplilearn.com/top-data-quality-tools-article>)
- Slashdot. (2023). *Best data quality software of 2023*. ([https://slashdot.org/software/data-quality/saas/?feature\\_data-quality=Master+Data+Management&feature\\_data-quality=Data+Profiling&feature\\_data-quality=Data+Discovery&clear](https://slashdot.org/software/data-quality/saas/?feature_data-quality=Master+Data+Management&feature_data-quality=Data+Profiling&feature_data-quality=Data+Discovery&clear))
- SoftwareReviews. (2023). *Top data quality tools*. (<https://www.softwarereviews.com/categories/data-quality>)
- SourceForge. (2023). *Data quality software*. ([https://sourceforge.net/software/data-quality/saas/?feature\\_data-quality=Master+Data+Management&feature\\_data-quality=Data+Profiling&feature\\_data-quality=Data+Discovery](https://sourceforge.net/software/data-quality/saas/?feature_data-quality=Master+Data+Management&feature_data-quality=Data+Profiling&feature_data-quality=Data+Discovery))
- Syniti. (n.d.-a). *Data sheet: Syniti knowledge platform - data quality*. ([https://view-su2.highspot.com/viewer/6319f29dc8591c05cc343cd0?\\_gl=1\\*n3jo9h\\*\\_ga\\*MjY1Nzg4Njg3LjE2ODA4NDk1MDY.\\*\\_ga\\_D6ESBR87G0\\*MTY4MDg0OTUwNi4xLjEuMTY4MDg0OTcyNC41OS4wLjA.](https://view-su2.highspot.com/viewer/6319f29dc8591c05cc343cd0?_gl=1*n3jo9h*_ga*MjY1Nzg4Njg3LjE2ODA4NDk1MDY.*_ga_D6ESBR87G0*MTY4MDg0OTUwNi4xLjEuMTY4MDg0OTcyNC41OS4wLjA.))
- Syniti. (n.d.-b). *Syniti knowledge platform connector and associated services*. ([https://support.syniti.com/hc/en-us/article\\_attachments/9067276919319/SynitiKnowledgePlatformConnectorSecurityandRequirements.pdf](https://support.syniti.com/hc/en-us/article_attachments/9067276919319/SynitiKnowledgePlatformConnectorSecurityandRequirements.pdf))
- Taleb, I., & Serhani, M. (2017, September). Big data pre-processing: Closing the data quality enforcement loop. *Proceedings - 2017 IEEE 6th International Congress on Big Data*, 498–501.
- Talend. (2023). *What is a data profiling?* (<https://www.talend.com/resources/what-is-data-profiling/>)
- TechRepublic. (2022, October). *Top dq tools of 2022*. (<https://www.techrepublic.com/article/top-data-quality-tools/>)
- TechTarget. (2022, September). *7 top dq management tools*. (<https://www.techtarget.com/searchdatamanagement/tip/Top-data-quality-management-tools>)
- TrustRadius. (2023). *Data quality software overview*. (<https://www.trustradius.com/data-quality#overview>)
- Union, E. (2016, May). *Regulation (eu) 2016/679 (gdpr)* (Vol. 59). (<https://eur-lex.europa.eu/eli/reg/2016/679/oj>)
- Vetterli, T., Vaduva, A., & Staudt, M. (2000). Metadata standards for data warehousing: open information model vs common warehouse metadata. *ACM Sigmod Record*, 29, 68–75.
- Wang, R. Y., & Strong, D. M. (1996). Beyond accuracy: What data quality means to data consumers. *Journal of Management Information Systems*, 12(2), 5–34.
- WebinarCare. (2023). *10 best data quality software for february 2023*. (<https://webinarcare.com/best-data-quality-software/>)
- Woodall, P., Oberhofer, M., & Borek, A. (2014a). A classification of data quality assessment and improvement methods. *International Journal of Information Quality*. doi: 10.1504/IJIQ.2014.068656
- Woodall, P., Oberhofer, M., & Borek, A. (2014b, January). A classification of data quality assessment and improvement methods. *International Journal of Information Quality*, 3(4), 298–321.

Zhanga, J., Følstadb, A., & Bjørklia, C. (2023). Organizational factors affecting successful implementation of chatbots for customer service. *JOURNAL OF INTERNET COMMERCE*, 22, 122–156. doi: 10.1080/15332861.2021.1966723

## **Appendix**

## Ia. DQ Tools: Sources

ID	Tool	Academic papers	Datamation	Simplilearn	TechTarget	Solutions Review	TechRepublic	Geekflare	TrustRadius	BIS (Grooper)	G2	Slashdot	SourceForge	PeerSpot	SoftwareReviews	WebinarCare	HubSpot	Gartner	DQ Experts	
1	Data Preparator	n	n	n	n	n	n	n	n	n	n	n	n	n	n	n	n	n	n	n
2	Holodetect	Y	n	n	n	n	n	n	n	n	n	n	n	n	n	n	n	n	n	n
3	MetricDoc	Y	n	n	n	n	n	n	n	n	n	n	n	n	n	n	n	n	n	n
4	DataMentors	Y	n	n	n	n	n	n	n	n	n	n	n	n	n	n	n	n	n	n
5	DQ-MeeRKat	Y	n	n	n	n	n	n	n	n	n	n	n	n	n	n	n	n	n	n
6	MobyDQ	Y	n	n	n	n	n	n	n	n	n	n	n	n	n	n	n	n	n	n
7	Great Expectations	Y	n	n	n	n	n	n	n	n	n	n	n	n	n	n	n	n	n	n
8	AbInitio Enterprise Data Platform	n	n	n	n	n	n	Y	n	n	n	n	n	n	n	n	n	n	n	n
9	Acceldata	n	n	n	n	n	n	n	n	n	n	n	n	n	n	n	n	n	n	Y
10	DQ*Plus Enterprise Suite	n	n	n	n	n	n	n	Y	n	n	n	n	n	n	n	n	n	n	n
11	Amperity CDP	n	n	n	n	n	n	n	n	n	n	n	n	n	n	n	n	n	Y	n
12	Anomalo	n	n	n	n	n	n	n	n	n	n	n	n	n	n	n	n	n	Y	n
13	Apache Griffin	n	n	n	n	n	n	n	n	n	Y	n	n	n	n	n	n	n	Y	n
14	Aggregate Profiler	Y	n	n	n	n	n	n	n	n	n	n	n	n	n	n	n	n	n	n
15	Attacama DQ-Analyzer	Y	n	n	n	n	n	n	n	n	n	n	n	n	n	n	n	n	n	n
16	Ataccama ONE	Y	n	n	n	n	n	n	n	n	n	n	n	n	n	n	n	n	n	n
17	dspCompose	Y	n	n	Y	Y	Y	Y	Y	Y	n	n	n	n	n	n	n	Y	Y	n
18	CRM Cleaning	Y	n	n	n	n	n	n	n	n	n	n	n	n	n	n	n	n	n	n
19	Black Tiger Platform	n	n	n	n	n	n	n	n	n	Y	n	n	n	n	Y	n	n	n	n
20	ChainSys dataZen	n	n	n	n	n	n	n	n	n	n	n	n	n	n	n	n	n	Y	n
21	Smart Data Platform	n	n	n	n	n	n	n	n	n	n	n	n	n	n	n	n	n	Y	n
22	Claravine	n	n	n	n	n	n	n	n	n	n	n	n	n	Y	n	n	n	n	n

Y - "yes", n - "no"

Continuation of Appendix IIa																			
ID	Tool	Academic papers	Datamation	Simplilearn	TechTarget	Solutions Review	TechRepublic	Geekflare	TrustRadius	BIS (Grooper)	G2	Slashdot	SourceForge	PeerSpot	SoftwareReviews	WebinarCare	HubSpot	Gartner	DQ Experts
23	ClearAnalytics	n	n	n	n	n	n	n	n	n	n	n	n	n	n	n	n	Y	n
24	Cloudingo	n	n	n	n	n	n	n	Y	n	n	n	n	n	n	n	n	n	n
25	Collibra Platform	n	Y	n	n	n	n	n	n	n	n	n	n	n	n	n	n	n	n
26	Cribl Stream	n	n	n	n	n	n	n	Y	n	Y	n	n	n	n	n	n	Y	n
27	CuriumDQM	n	n	n	n	n	n	n	n	n	n	n	n	n	n	n	n	Y	n
28	D&B Connect	n	n	n	n	n	n	n	n	n	n	n	n	n	n	n	n	Y	n
29	D&B Optimizer	n	n	n	n	n	n	n	n	n	Y	n	n	n	n	n	n	n	n
30	DataMatch Enterprise	n	n	n	n	n	n	n	n	n	n	n	n	n	n	Y	n	n	n
31	Datactics Self-Service Data Quality Platform	Y	Y	Y	n	n	Y	Y	n	n	n	n	n	n	n	n	n	Y	n
32	Dataedo	Y	n	n	n	n	n	n	n	n	n	n	n	n	n	n	n	Y	n
33	DataStream Platform	n	n	n	n	n	Y	Y	n	n	n	n	n	n	n	n	n	n	n
34	Ultimate Data Export	n	n	n	n	n	n	n	n	n	n	n	n	n	n	n	n	Y	n
35	Datiris Profiler	n	n	n	n	n	n	n	n	n	n	n	n	n	n	n	Y	n	n
36	Dedupely	n	n	n	n	n	n	n	n	n	n	n	n	n	n	n	n	Y	n
37	MyDataQ	n	n	n	n	n	n	n	n	n	n	n	n	n	n	n	Y	n	n
38	DQE One	n	n	n	n	n	n	n	n	n	n	n	n	n	n	n	n	Y	n
39	DQLABS Platform	n	n	n	n	n	n	n	n	n	Y	n	n	n	n	n	n	n	n
40	Duco Platform	n	n	n	n	n	n	n	n	n	n	n	n	n	n	n	n	Y	n
41	DvSum	n	n	n	n	n	n	n	n	n	n	n	n	n	n	n	n	Y	n
42	Edge Delta	n	n	n	n	n	n	n	n	n	n	n	n	n	n	n	n	Y	n
43	Exmon	n	n	n	n	n	n	n	n	n	n	n	n	n	n	n	n	Y	n
44	Experian Aperture Data Studio	n	n	n	n	n	n	n	n	n	Y	n	n	n	n	n	n	n	n
45	Experian DataArc360	n	n	Y	n	n	n	n	Y	n	n	n	n	n	n	n	n	Y	n

Y - "yes", n - "no"

Continuation of Appendix IIa																			
ID	Tool	Academic papers	Datamation	Simplilearn	TechTarget	Solutions Review	TechRepublic	Geekflare	TrustRadius	BIS (Grooper)	G2	Slashdot	SourceForge	PeerSpot	SoftwareReviews	WebinarCare	HubSpot	Gartner	DQ Experts
46	Experian Email Validation	n	n	n	n	n	n	n	n	n	n	n	n	n	n	n	n	Y	n
47	Experian Name-search	n	n	n	n	n	n	n	Y	n	n	n	n	n	n	n	n	n	n
48	Experian Pandora (Legacy)	n	n	n	n	n	n	n	n	n	n	n	n	n	n	n	n	Y	n
49	Experian Phone Validation	Y	n	Y	n	n	n	n	n	n	n	n	n	n	n	n	n	Y	n
50	Experian Prospect IQ	n	n	n	n	n	n	n	Y	n	n	n	n	n	n	n	n	n	n
51	Flatfile	n	n	n	n	n	n	n	n	n	n	n	n	n	n	n	n	Y	n
52	Global IDs Data Quality Suites	n	n	n	n	n	n	n	n	n	Y	n	n	n	n	n	n	n	n
53	OpenRefine	n	n	n	n	n	n	n	n	n	n	n	n	n	n	n	n	Y	n
54	matchIT Data Quality Solutions	Y	Y	Y	n	n	Y	Y	n	n	n	n	n	n	n	n	Y	n	n
55	HERE Platform	n	n	n	n	n	n	n	n	n	n	n	n	n	n	n	n	Y	n
56	HubSpot Operations Hub	n	n	n	n	n	n	n	n	n	n	n	n	n	n	n	n	Y	n
57	DataCleaner	n	n	n	n	n	n	n	Y	n	n	n	n	n	n	n	Y	n	n
58	InfoZoom	Y	n	n	n	n	n	n	n	n	n	n	n	n	n	n	n	n	n
59	ibi Data Quality	Y	n	n	n	n	n	n	n	n	n	n	n	n	n	n	n	n	n
60	ibi Omni-Gen	n	n	n	n	n	n	n	n	n	n	n	n	n	n	n	n	Y	n
61	iWay	n	n	n	n	n	n	n	n	n	Y	n	n	n	n	n	n	Y	n
62	IBM InfoSphere Information Analyzer	Y	n	n	n	n	n	n	n	n	n	n	n	n	n	n	n	n	n
63	IBM InfoSphere Information Server for Data Quality	n	n	n	n	n	n	n	Y	n	n	n	n	Y	n	n	n	Y	n
64	IBM InfoSphere QualityStage	Y	n	Y	Y	n	n	n	n	n	n	n	n	n	n	n	n	Y	n

Y - "yes", n - "no"

Continuation of Appendix IIa																			
ID	Tool	Academic papers	Datamation	Simplilearn	TechTarget	Solutions Review	TechRepublic	Geekflare	TrustRadius	BIS (Grooper)	G2	Slashdot	SourceForge	PeerSpot	SoftwareReviews	WebinarCare	HubSpot	Gartner	DQ Experts
65	IBM Watson Knowledge Catalog	n	Y	Y	n	n	n	n	Y	Y	n	n	n	n	n	n	n	Y	n
66	Informatica Address Verification	n	n	n	n	n	n	n	n	n	n	n	n	n	n	n	n	Y	n
67	Informatica Axon	n	n	n	n	n	n	n	n	n	n	n	n	Y	n	n	n	n	n
68	Informatica Cloud Data Quality	Y	n	n	n	n	n	n	n	n	n	n	n	n	n	n	n	n	n
69	Informatica Data as a Service	Y	Y	n	Y	n	Y	n	Y	Y	n	n	n	Y	Y	Y	n	Y	n
70	Informatica Data Engineering Quality	n	n	n	n	n	n	n	n	n	n	n	n	n	n	n	n	Y	n
71	Informatica Enterprise Data Catalog	n	n	n	n	n	n	n	n	n	n	n	n	n	n	n	n	Y	n
72	Informatica Master Data Management	Y	n	n	n	n	n	n	n	n	n	n	n	n	n	n	n	n	n
73	ClearCore	n	Y	n	n	Y	Y	n	n	n	n	n	n	n	n	n	n	n	n
74	OpenDQ	n	n	n	n	n	n	n	n	n	n	n	n	n	n	n	n	Y	n
75	Enlighten	n	n	n	n	n	n	n	n	n	n	Y	Y	n	n	n	n	n	n
76	FinScan	n	n	n	n	n	n	n	n	Y	n	n	n	n	n	n	n	Y	n
77	Synchronos	n	n	n	n	n	n	n	n	n	n	n	n	n	n	n	n	Y	n
78	Insycle	n	n	n	n	Y	n	n	n	n	n	n	n	n	n	n	n	n	n
79	IQ Office	n	n	n	n	n	n	Y	n	n	Y	n	n	n	n	n	Y	n	n
80	Introhive	n	n	n	n	n	n	n	n	n	n	n	n	n	n	n	n	Y	n
81	Irion EDM	n	n	n	n	n	n	n	n	n	Y	n	n	n	n	Y	n	n	n
82	Data Quality Solution	n	n	n	n	n	n	n	n	n	n	n	n	n	n	n	n	Y	n
83	Deduplix	Y	n	n	n	n	n	n	n	n	n	n	n	n	n	n	n	n	n
84	Scrubbox	n	n	n	n	n	n	n	n	n	n	n	n	n	n	n	n	Y	n

Y - "yes", n - "no"

Continuation of Appendix IIa																			
ID	Tool	Academic papers	Datamation	Simplilearn	TechTarget	Solutions Review	TechRepublic	Geekflare	TrustRadius	BIS (Grooper)	G2	Slashdot	SourceForge	PeerSpot	SoftwareReviews	WebinarCare	HubSpot	Gartner	DQ Experts
85	LiTech Data Quality Management	n	n	n	n	n	n	n	n	n	n	n	n	n	n	n	n	Y	n
86	Loqate	n	n	n	n	n	n	n	n	n	n	n	n	n	n	n	n	n	Y
87	Melissa Data Profiler	n	n	n	n	n	n	n	n	n	n	n	n	n	n	n	n	Y	n
88	Melissa Data Quality	n	n	n	n	n	n	n	n	n	n	n	n	n	n	n	n	Y	n
89	Melissa Data Quality Components for SSIS	n	n	n	n	n	n	n	n	n	n	n	n	Y	n	n	n	n	n
90	Melissa Data Global Data Quality Suite	n	n	n	n	n	n	n	n	n	n	n	n	n	n	n	n	Y	n
91	Melissa Data MatchUp	n	n	n	n	n	n	n	Y	n	n	n	n	n	n	Y	n	Y	n
92	Melissa Data Personator	n	n	n	n	n	n	n	n	n	n	n	n	n	n	n	n	Y	n
93	Melissa Data Web APIs by Melissa	n	n	n	n	n	n	n	n	n	n	n	n	n	n	n	n	Y	n
94	Microsoft Data Quality	n	n	n	n	n	n	n	n	n	n	Y	Y	n	n	n	n	n	n
95	MIOvantage	n	n	n	n	n	n	n	n	n	n	n	n	n	n	n	n	Y	n
96	Monte Carlo Data Observability Platform	n	n	n	n	n	n	n	n	n	n	n	n	n	n	n	n	Y	n
97	Nintex	n	n	n	n	n	n	n	n	n	n	n	n	n	n	n	n	Y	n
98	Datamartist	n	n	n	n	n	n	n	n	n	n	Y	Y	n	n	n	n	n	n
99	RevOps Data Automation Cloud	Y	n	n	n	n	n	n	n	n	n	n	n	n	n	n	n	n	n
100	Oracle Cloud Infrastructure Data Catalog	n	n	n	n	n	n	n	n	n	Y	n	n	n	n	n	n	n	n

Y - "yes", n - "no"



Continuation of Appendix IIa																			
ID	Tool	Academic papers	Datamation	Simplilearn	TechTarget	Solutions Review	TechRepublic	Geekflare	TrustRadius	BIS (Grooper)	G2	Slashdot	SourceForge	PeerSpot	SoftwareReviews	WebinarCare	HubSpot	Gartner	DQ Experts
101	Oracle Enterprise Data Quality	n	n	Y	n	Y	n	n	n	n	n	n	n	n	n	n	n	n	n
102	OvalEdge	Y	n	Y	n	n	n	n	Y	Y	n	n	n	Y	n	n	n	Y	n
103	Rapid Data Profiling	n	n	n	n	n	n	n	Y	n	n	n	n	n	n	n	n	n	n
104	Self-Service Data Preparation	n	n	n	n	n	n	n	n	n	n	n	n	n	n	n	n	Y	n
105	Intelligent Data Quality Management	n	n	n	n	n	n	n	n	n	n	n	n	n	n	n	n	Y	n
106	Spectrum Technology Platform	n	n	n	n	n	n	n	n	n	n	n	n	n	Y	n	n	Y	n
107	Duplicate Check for Salesforce	n	n	n	n	n	n	n	n	n	n	n	n	n	n	n	n	Y	n
108	PostGrid Address Verification	n	n	n	n	n	n	n	n	n	Y	n	n	n	n	n	n	n	n
109	Precisely Data360	n	n	n	n	n	n	n	Y	n	n	n	n	n	n	n	n	n	n
110	Precisely Spectrum Quality	n	n	n	n	n	n	n	n	n	n	n	n	n	n	n	n	Y	n
111	Precisely Trilium Quality	n	n	n	n	n	n	n	Y	n	n	n	n	n	n	n	n	Y	n
112	Entity Resolution and Data Intelligence Tools	Y	Y	n	Y	Y	Y	n	n	n	n	n	n	n	n	n	n	Y	n
113	rgOne	n	n	n	n	n	n	n	n	n	n	n	n	n	n	n	n	Y	n
114	DataLever	n	n	n	n	n	n	n	n	n	n	n	n	n	n	n	n	Y	n
115	SAP Address and Geocoding Directories	Y	n	n	n	n	n	n	n	n	n	n	n	n	n	n	n	n	n
116	SAP Data Intelligence	n	n	n	n	n	n	n	Y	n	n	n	n	n	n	n	n	n	n

Y - "yes", n - "no"

Continuation of Appendix IIa																			
ID	Tool	Academic papers	Datamation	Simplilearn	TechTarget	Solutions Review	TechRepublic	Geekflare	TrustRadius	BIS (Grooper)	G2	Slashdot	SourceForge	PeerSpot	SoftwareReviews	WebinarCare	HubSpot	Gartner	DQ Experts
117	SAP Data Quality Management, microservices for location data	n	n	n	Y	n	n	n	n	n	n	n	n	n	n	n	n	n	n
118	SAP Data Services	n	n	n	n	n	n	n	Y	n	n	n	n	Y	n	Y	n	Y	n
119	SAP Information Steward	n	n	n	n	n	n	n	Y	Y	n	n	n	Y	Y	n	n	Y	n
120	SAP Master Data Governance	Y	n	n	n	n	n	n	n	n	n	n	n	Y	n	n	n	Y	n
121	SAS Data Loader for Hadoop	n	n	n	n	Y	n	n	n	n	n	n	n	n	n	n	n	n	n
122	SAS Data Management	n	n	n	n	n	n	n	n	n	n	n	n	n	n	n	n	Y	n
123	SAS Data Quality	n	Y	Y	n	n	n	n	n	Y	n	n	n	Y	n	n	Y	Y	n
124	SAS Data Quality Accelerator for Teradata	Y	n	Y	Y	n	n	n	n	Y	n	n	n	n	Y	n	Y	Y	n
125	SAS Dataflux	n	n	n	n	n	n	n	n	n	n	n	n	n	n	n	n	Y	n
126	Semarchy xDM	Y	n	n	n	n	n	n	Y	n	n	n	n	n	n	n	n	n	n
127	Pentaho Kettle	n	n	n	n	n	n	n	n	n	n	Y	Y	n	n	n	n	n	n
128	Masterpiece -> SpheraCloud Platform	Y	n	n	n	n	n	n	n	n	n	n	n	n	n	n	n	n	n
129	SQL Power Architect	n	n	n	n	n	n	n	n	n	n	n	n	n	n	n	n	Y	n
130	SQL Power DQguru	Y	n	n	n	n	n	n	n	n	n	n	n	n	n	n	n	n	n
131	Stratio Augmented Data Fabric Platform	Y	n	n	n	n	n	n	n	n	n	n	n	n	n	n	n	n	n
132	Syncari	n	n	n	n	n	n	n	n	n	n	n	n	n	n	n	n	Y	n
133	Syniti Knowledge Platform	n	n	n	n	n	n	n	n	n	Y	n	n	n	n	Y	n	n	n

Y - "yes", n - "no"

Continuation of Appendix IIa																			
ID	Tool	Academic papers	Datamation	Simplilearn	TechTarget	Solutions Review	TechRepublic	Geekflare	TrustRadius	BIS (Grooper)	G2	Slashdot	SourceForge	PeerSpot	SoftwareReviews	WebinarCare	HubSpot	Gartner	DQ Experts
134	Syniti Master Data Management	n	n	n	n	n	n	n	n	Y	n	n	n	n	n	n	n	Y	n
135	Syniti Match	n	n	Y	n	Y	n	n	n	n	n	n	n	n	n	n	n	n	n
136	RingLead Platform	n	n	n	n	n	n	n	n	n	n	n	n	n	n	n	n	Y	n
137	ZoomInfo OperationsOS	n	n	n	n	n	n	n	Y	n	n	n	n	n	n	Y	n	Y	n
138	Tale Of Data	n	n	n	n	n	n	Y	n	n	n	n	n	n	Y	n	n	n	n
139	Talend Data Fabric	n	n	n	n	n	n	n	n	n	n	n	n	n	n	n	n	Y	n
140	Talend Data Preparation	n	Y	Y	Y	Y	Y	Y	n	n	n	n	n	n	n	n	n	Y	n
141	Talend Data Stewardship	n	n	n	n	n	n	n	n	n	n	n	n	n	n	n	n	Y	n
142	Talend Open Studio for Data Quality	n	n	n	n	n	n	n	n	n	n	n	n	n	n	n	n	Y	n
143	Talend Platform for Data Management (Legacy)	Y	n	n	n	n	n	n	Y	Y	n	n	n	Y	Y	n	Y	Y	n
144	TIBCO Clarity	n	n	n	n	n	n	n	n	n	n	n	n	n	n	n	n	Y	n
145	TIBCO (Cloud) EBX	n	Y	n	n	n	n	n	n	n	n	n	n	n	n	n	n	n	n
146	iCEDQ	n	n	n	n	n	n	n	n	n	n	n	n	n	n	n	n	Y	n
147	Alteryx Designer Cloud	n	n	n	n	n	n	n	n	n	n	n	n	n	n	n	n	Y	n
148	Uniserv	n	n	n	n	n	n	n	n	n	n	n	n	n	n	Y	n	n	n
149	DataFuse	Y	n	n	n	n	n	n	n	n	n	n	n	n	n	n	n	n	n
150	DemandTools	n	n	n	n	n	n	n	Y	n	n	n	n	n	n	n	n	n	n
151	Clean & Match Enterprise	n	Y	n	n	n	n	n	Y	n	Y	n	n	n	n	Y	n	n	n

Y - "yes", n - "no"

## Ib. DQ Tools: Articles as Sources

	Authors	Title	Year	Source title	DQ Tools	Citation
K1	Ehrlinger L., Wöß W.	A Survey of Data Quality Measurement and Monitoring Tools	2022	Frontiers in Big Data	Aggregate Profiler Apache Griffin Ataccama ONE DataCleaner by Human Inference Datamartist by nModal Solutions Inc. Experian Pandora Informatica Data Quality IBM InfoSphere Information Server for Data Quality InfoZoom by humanIT Software GmbH MobyDQ OpenRefine and MetricDoc Oracle Enterprise Data Quality Talen Open Studio for Data Quality SAS Data Quality SAP Information Steward Data Quality Solution by ISO Professional Services dspCompose by BackOffice Associates GmbH	(Ehrlinger & Wöß, 2022)
K1	Ehrlinger L., Gindlhuber A., Huber L.-M., Wöß W.	DQ-MeeRKat: Automating data quality monitoring with a reference-data-profile-annotated knowledge graph	2021	Proceedings of the 10th International Conference on Data Science, Technology and Applications, DATA 2021	Oracle EDQ SAS Talend Informatica DQ-MeeRKat Holodetect	(Ehrlinger et al., 2021)

K1 - keyword combination 1: "data quality tool" OR "data quality software"

K2 - keyword combination 2: ( "information quality" OR "data quality" ) AND ( "software" OR "tool" OR "application" ) AND "data quality rule"

Continuation of Appendix IIb						
	Authors	Title	Year	Source title	DQ Tools	Citation
K1	Azeroual O., Lewoniewski W.	How to inspect and measure data quality about scientific publications: Use case of Wikipedia and CRIS databases	2020	Algorithms	DataCleaner ( <a href="https://datacleaner.org/">https://datacleaner.org/</a> )	(Azeroual & Lewoniewski 2020)
K1	Venkatesh Pulla V.S., Varo C., Al M.	Open source data quality tools: Revisited	2016	Advances in Intelligent Systems and Computing	Talend Open Studio DataCleaner WinPure Data Preparator Data Match DataMartist Pentaho Kettle SQL Power Architect SQL Power DQguru DQAnalyzer	(Pulla et al., 2016)

*K1 - keyword combination 1: "data quality tool" OR "data quality software"*

*K2 - keyword combination 2: ("information quality" OR "data quality" ) AND ( "software" OR "tool" OR "application" ) AND "data quality rule"*

Continuation of Appendix IIb						
	Authors	Title	Year	Source title	DQ Tools	Citation
K1	Woodall P., Oberhofer M., Borek A.	A classification of data quality assessment and improvement methods	2014	International Journal of Information Quality	SAS dataflux Informatica Trillium software SAP IBM Pitney Bowes Software Oracle Datactics DataMentors RedPoint-DataLever Uniserv Innovative Systems Human Inference Talend Information Builders/iWay Ataccama	(Woodall et al., 2014a)
K2	Song S., Gao F., Huang R., Wang C.	Data Dependencies Extended for Variety and Veracity: A Family Tree	2022	IEEE Transactions on Knowledge and Data Engineering	-	
K2	Chaudhary K., D'Spain K., Khanal S., Nguyen K., Pham L., Lall G., Trieu T., Kadiyala K., Wei B.	Toyota Financial Services Data Portal	2022	IST 2022 - IEEE International Conference on Imaging Systems and Techniques, Proceedings	Informatica Axon Informatica DQ Informatica EDC	(Chaudhary et al., 2022)

K1 - keyword combination 1: "data quality tool" OR "data quality software"

K2 - keyword combination 2: ( "information quality" OR "data quality" ) AND ( "software" OR "tool" OR "application" ) AND "data quality rule"

## II. DQ Tools: Source of the Information

ID	Tool	Official Website	Video	Additional Information	Triability	Documentation	Level of Information	Selection 1
1	Data Preparator				Not interested	-	-	n
2	Holodetect	Link <sup>6</sup>		Link	Open source	Y	Good	Y
3	MetricDoc	Link			Open source	Y	Good	Y
4	DataMentors				Not interested	-	-	n
5	DQ-MeeRKat	Link		Link	Open source	Y	Good	Y
6	MobyDQ	Link			Open source	Y	Good	Y
7	Great Expectations	Link		Link	Open source	Y	Good	Y
8	AbInitio Enterprise Data Platform	Link			Not available	n	Good	Y
9	Acceldata	Link	Link	Link	Request a free trial	Y	Good	Y
10	DQ*Plus Enterprise Suite	Link			Not available	n	Partial	Y
11	Amperity CDP	Link	Link		Not interested	-	-	n
12	Anomalo	Link	Link		Demo available	n	Good	Y
13	Apache Griffin	Link		Link	Open source	Y	Good	Y
14	Aggregate Profiler	Link			Open source	Y	Good	Y
15	Attacama DQ-Analyzer	Link			Open source	Y	Good	Y
16	Ataccama ONE	Link	Link	Link	Demo available	n	Good	Y
17	dspCompose	Link			Not available	Y	Good	Y
18	CRM Cleaning	Link		Link	Request a demo	n	Good	Y
19	Black Tiger Platform	Link			Not available	n	Low	n
20	ChainSys dataZen	Link	Link		Not interested	-	-	n

Y - "yes", n - "no", Selection 1: Y - "included", n - "excluded"

<sup>6</sup> arXiv does not accept Tex generated submissions, and as such, links are not clickable at the moment. Should you be interested in this Appendix with active links, contact us

Continuation of Appendix III								
ID	Tool	Official Website	Video	Additional Information	Trialability	Documentation	Level of Information	Selection 1
21	Smart Data Platform	Link	Link	Link	Request a free trial	n	Good	<b>Y</b>
22	Claravine	Link			Not interested	-	-	n
23	ClearAnalytics	Link		Link	Not interested	-	-	n
24	Cloudingo	Link			Free trial available	n	Good	<b>Y</b>
25	Collibra Platform	Link	Link	Link	Demo available	<b>Y</b>	Good	<b>Y</b>
26	Cribl Stream	Link			Not interested	-	-	n
27	CuriumDQM	Link			Not available	n	Partial	<b>Y</b>
28	D&B Connect	Link			Request a demo	n	Partial	<b>Y</b>
29	D&B Optimizer	Link			Request a demo	n	Partial	<b>Y</b>
30	DataMatch Enterprise	Link			Free trial available	<b>Y</b>	Good	<b>Y</b>
31	Datactics Self-Service Data Quality Platform	Link		Link	Request a demo	n	Partial	<b>Y</b>
32	Dataedo	Link			Request a free trial	<b>Y</b>	Good	<b>Y</b>
33	DataStream Platform	Link			Request a demo	n	Low	n
34	Ultimate Data Export	Link			Not interested	-	-	n
35	Datiris Profiler	Link			Not available	-	-	n
36	Dedupely	Link			Free trial available	n	Good	<b>Y</b>
37	MyDataQ	Link			Request a demo	n	Partial	<b>Y</b>
38	DQE One	Link			Request a demo	n	Partial	<b>Y</b>
39	DQLABS Platform	Link		Link	Request a demo	n	Good	<b>Y</b>
40	Duco Platform	Link			Request a demo	n	Good	<b>Y</b>

Y - "yes", n - "no"  
Selection 1: Y - "included", n - "excluded"



Continuation of Appendix III								
ID	Tool	Official Website	Video	Additional Information	Trialability	Documentation	Level of Information	Selection 1
41	DvSum	Link		Link	Request a demo	n	Good	<b>Y</b>
42	Edge Delta	Link			Not interested	-	-	n
43	Exmon	Link			Request a demo	n	Good	<b>Y</b>
44	Experian Aper- ture Data Studio	Link	Link	Link	Request a free trial	<b>Y</b>	Good	<b>Y</b>
45	Experian DataArc360	Link			Not available	n	Good	<b>Y</b>
46	Experian Email Validation	Link			Not available	n	Good	<b>Y</b>
47	Experian Name- search	Link		Link	Not available	n	Good	<b>Y</b>
48	Experian Pandora (Legacy)	Link			Not available	-	-	n
49	Experian Phone Validation	Link			Not available	n	Good	<b>Y</b>
50	Experian Prospect IQ	Link			Not available	<b>Y</b>	Good	<b>Y</b>
51	Flatfile	Link		Link	Request a demo	<b>Y</b>	Good	<b>Y</b>
52	Global IDs Data Quality Suites	Link			Request a demo	n	Good	<b>Y</b>
53	OpenRefine	Link			Open source	<b>Y</b>	Good	<b>Y</b>
54	matchIT Data Quality Solutions				Not interested	-	-	n
55	HERE Platform	Link			Not interested	-	-	n
56	HubSpot Opera- tions Hub	Link			Not interested	-	-	n
57	DataCleaner	Link		Link	Open source	<b>Y</b>	Good	<b>Y</b>
58	InfoZoom	Link	Link		Request a free trial	<b>Y</b>	Partial	<b>Y</b>
59	ibi Data Quality	Link	Link	Link	Not available	n	Good	<b>Y</b>

Y - "yes", n - "no"  
Selection 1: Y - "included", n - "excluded"

Continuation of Appendix III								
ID	Tool	Official Website	Video	Additional Information	Triability	Documentation	Level of Information	Selection 1
60	ibi Omni-Gen	Link			Not interested	-	-	n
61	iWay	Link			Not interested	-	-	n
62	IBM InfoSphere Information Analyzer	Link			Not interested	-	-	n
63	IBM InfoSphere Information Server for Data Quality	Link		Link	Not available	Y	Good	Y
64	IBM InfoSphere QualityStage	Link		Link	Not interested	-	-	n
65	IBM Watson Knowledge Catalog	Link		Link	Not interested	-	-	n
66	Informatica Address Verification	Link			Not available	Y	Good	Y
67	Informatica Axon	Link	Link		Not interested	-	-	n
68	Informatica Cloud Data Quality	Link	Link	Link	Not available	n	Good	Y
69	Informatica Data as a Service	Link			Not available	Y	Good	Y
70	Informatica Data Engineering Quality	Link		Link	Not available	Y	Good	Y
71	Informatica Enterprise Data Catalog	Link			Not interested	-	-	n
72	Informatica Master Data Management	Link	Link	Link	Demo available	n	Good	Y
73	ClearCore	Link		Link	Request a demo	n	Partial	Y
74	OpenDQ	Link			Request a demo	n	Low	n

Y - "yes", n - "no"  
 Selection 1: Y - "included", n - "excluded"

Continuation of Appendix III								
ID	Tool	Official Website	Video	Additional Information	Triability	Documentation	Level of Information	Selection 1
75	Enlighten	Link		Link	Request a demo	n	Partial	<b>Y</b>
76	FinScan	Link			Not interested	-	-	n
77	Synchronos				Not interested	-	-	n
78	Insycle	Link			Free trial available	n	Good	<b>Y</b>
79	IQ Office	Link			Request a free trial	n	Partial	<b>Y</b>
80	Introhive	Link			Not interested	-	-	n
81	Irion EDM	Link	Link		Not interested	-	-	n
82	Data Quality Solution	Link			Request a demo	n	Partial	<b>Y</b>
83	Deduplix	Link			Request a demo	n	Low	n
84	Scrubbox	Link			Request a demo	n	Partial	<b>Y</b>
85	LiTech Data Quality Management	Link		Link	Request a free trial	<b>Y</b>	Good	<b>Y</b>
86	Loqate	Link			Free trial available	<b>Y</b>	Good	<b>Y</b>
87	Melissa Data Data Profiler	Link			Not interested	-	-	n
88	Melissa Data Data Quality	Link			Not available	-	-	n
89	Melissa Data Data Quality Components for SSIS	Link			Request a demo	<b>Y</b>	Good	<b>Y</b>
90	Melissa Data Global Data Quality Suite	Link			Not available	-	-	n
91	Melissa Data MatchUp	Link			Not interested	-	-	n

Y - "yes", n - "no"  
Selection 1: Y - "included", n - "excluded"

Continuation of Appendix III								
ID	Tool	Official Website	Video	Additional Information	Triability	Documentation	Level of Information	Selection 1
92	Melissa Data Personator	Link			Not interested	-	-	n
93	Melissa Data Web APIs by Melissa	Link		Link	Request a demo	Y	Good	Y
94	Microsoft Data Quality	Link		Link	Free trial available	Y	Good	Y
95	MIOvantage	Link		Link	Request a demo	Y	Good	Y
96	Monte Carlo Data Observability Platform	Link		Link	Request a demo	Y	Good	Y
97	Nintex	Link			Not interested	-	-	n
98	Datamartist	Link			Free trial available	Y	Good	Y
99	RevOps Data Automation Cloud	Link			Not interested	-	-	n
100	Oracle Cloud Infrastructure Data Catalog	Link	Link		Not interested	-	-	n
101	Oracle Enterprise Data Quality	Link			Free trial available	Y	Partial	Y
102	OvalEdge	Link			Request a demo	n	Good	Y
103	Rapid Data Profiling	Link			Request a demo	Y	Partial	Y
104	Self-Service Data Preparation	Link			Not interested	-	-	n
105	Intelligent Data Quality Management	Link			Not available	n	Partial	Y
106	Spectrum Technology Platform	Link		Link	Not available	n	Partial	Y
107	Duplicate Check for Salesforce	Link			Free trial available	n	Good	Y

Y - "yes", n - "no"

Selection 1: Y - "included", n - "excluded"

Continuation of Appendix III								
ID	Tool	Official Website	Video	Additional Information	Triability	Documentation	Level of Information	Selection 1
108	PostGrid Address Verification	Link			Request a demo	Y	Good	Y
109	Precisely Data360	Link			Request a demo	Y	Good	Y
110	Precisely Spectrum Quality	Link			Request a demo	n	Partial	Y
111	Precisely Trilium Quality	Link		Link	Request a demo	Y	Good	Y
112	Entity Resolution and Data Intelligence Tools	Link			Not interested	-	-	n
113	rgOne	Link	Link		Request a demo	n	Partial	Y
114	DataLever				Not available	-	-	n
115	SAP Address and Geocoding Directories	Link		Link	Not available	Y	Good	Y
116	SAP Data Intelligence	Link			Not interested	-	-	n
117	SAP Data Quality Management, microservices for location data	Link		Link	Request a demo	Y	Good	Y
118	SAP Data Services	Link		Link	Request a demo	Y	Partial	Y
119	SAP Information Steward	Link	Link	Link	Not available	Y	Good	Y
120	SAP Master Data Governance	Link	Link	Link	Demo available	Y	Partial	Y
121	SAS Data Loader for Hadoop	Link		Link	Request a demo	Y	Good	Y
122	SAS Data Management	Link		Link	Request a demo	Y	Good	Y
123	SAS Data Quality	Link		Link	Request a demo	Y	Good	Y

Y - "yes", n - "no"

Selection 1: Y - "included", n - "excluded"

Continuation of Appendix III								
ID	Tool	Official Website	Video	Additional Information	Triability	Documentation	Level of Information	Selection 1
124	SAS Data Quality Accelerator for Teradata	Link	Link	Link	Not available	Y	Good	Y
125	SAS Dataflux	Link		Link	Request a demo	Y	Good	Y
126	Semarchy xDM	Link			Request a demo	n	Good	Y
127	Pentaho Kettle	Link			Not interested	-	-	n
128	Masterpiece -> SpheraCloud Platform	Link			Not interested	-	-	n
129	SQL Power Architect	Link			Not interested	-	-	n
130	SQL Power DQguru	Link			Open source	Y	Good	Y
131	Stratio Augmented Data Fabric Platform	Link			Request a demo	n	Partial	Y
132	Syncari	Link			Not interested	-	-	n
133	Syniti Knowledge Platform	Link	Link	Link	Request a demo	Y	Good	Y
134	Syniti Master Data Management	Link		Link	Not interested	-	-	n
135	Syniti Match	Link		Link	Not interested	-	-	n
136	RingLead Platform	Link			Open source	Y	Good	Y
137	ZoomInfo OperationsOS	Link			Request a demo	n	Partial	Y
138	Tale Of Data	Link			Request a free trial	n	Good	Y
139	Talend Data Fabric	Link	Link		Request a free trial	n	Partial	Y

Y - "yes", n - "no"  
Selection 1: Y - "included", n - "excluded"

Continuation of Appendix III								
ID	Tool	Official Website	Video	Additional Information	Triability	Documentation	Level of Information	Selection 1
140	Talend Data Preparation	Link			Request a free trial	n	Partial	Y
141	Talend Data Stewardship	Link		Link	Request a demo	Y	Partial	Y
142	Talend Open Studio for Data Quality	Link			Open source	Y	Low	n
143	Talend Platform for Data Management (Legacy)	Link			Not available	-	-	n
144	TIBCO Clarity	Link		Link	Request a demo	Y	Good	Y
145	TIBCO (Cloud) EBX	Link	Link		Not interested	-	-	n
146	iCEDQ	Link	Link		Request a demo	n	Good	Y
147	Alteryx Designer Cloud	Link			Not interested	-	-	n
148	Uniserv	Link			Request a free trial	n	Good	Y
149	DataFuse	Link			Not available	n	Partial	Y
150	DemandTools	Link			Request a free trial	n	Partial	Y
151	Clean & Match Enterprise	Link			Free trial available	n	Good	Y

Y - "yes", n - "no"  
 Selection 1: Y - "included", n - "excluded"

### III. DQ Tools: DQ and Other Features

ID	Tool	Data Profiling	Custom DQ Rules	DQ Rule Definition in SQL	DQ Dimensions Used	DQ Rules Repository	Erroneous Records Shown	DQ Report Creation	DQ Dashboard	Data Match Detection	Anomaly Detection	DQ Rule Detection	Data Cleansing	Data Enrichment	Master Data Management	Data Lineage	Data Catalogue	Data Semantics discovery	Data Integration	Selection 2
2	Holodetect	Y	n	n	n	n	n	n	n	n	Y	n	Y	Y	n	n	n	n	n	n
3	MetricDoc	n	Y	n	Y	n	Y	n	n	n	n	n	n	n	n	n	n	n	n	n
5	DQ-MeeRKat	Y	n	n	n	Y	n	n	Y	n	Y	n	n	n	n	n	n	n	n	n
6	MobyDQ	n	Y	Y	Y	Y	Y	Y	Y	n	Y	n	n	n	n	n	n	n	n	Y*
7	Great Expectations	Y	Y	n	n	Y	Y	Y	n	n	n	n	n	n	n	n	n	n	n	n
8	AbInitio Enterprise Data Platform	Y	Y	n	Y	Y	Y	Y	n	Y	n	Y	Y	n	Y	Y	Y	Y	Y	Y
9	Acceldata	Y	n	n	n	n	n	n	Y	n	Y	n	n	n	n	Y	n	n	Y	n
10	DQ*Plus Enterprise Suite	n	n	n	n	n	n	n	n	Y	n	n	Y	Y	n	n	n	n	n	n
12	Anomalo	Y	Y	Y	Y	Y	Y	n	Y	n	Y	n	n	n	n	n	n	n	n	Y*
13	Apache Griffin	Y	Y	n	Y	Y	n	Y	n	n	n	n	n	n	n	n	n	n	n	n
14	Aggregate Profiler	Y	Y	n	n	n	Y	Y	n	Y	n	n	Y	Y	n	n	Y	n	n	n
15	Attaccama DQAnalyzer	Y	Y	n	n	Y	Y	n	n	Y	n	n	Y	n	n	n	n	n	n	n
16	Ataccama ONE	Y	Y	n	n	Y	Y	Y	Y	Y	Y	Y	Y	Y	Y	Y	Y	Y	n	Y
17	dspCompose	n	n	n	n	n	n	n	n	n	n	n	Y	Y	n	n	n	n	n	n

Y - "yes", n - "no"

Selection 2: Y - "included", Y\* - "included as alternative", n - "excluded"



Continuation of Appendix IV																				
ID	Tool	Data Profiling	Custom DQ Rules	DQ Rule Definition in SQL	DQ Dimensions Used	DQ Rules Repository	Erroneous Records Shown	DQ Report Creation	DQ Dashboard	Data Match Detection	Anomaly Detection	DQ Rule Detection	Data Cleansing	Data Enrichment	Master Data Management	Data Lineage	Data Catalogue	Data Semantics discovery	Data Integration	Selection 2
18	CRM Cleaning	n	n	n	n	n	n	n	n	n	n	n	Y	Y	n	n	n	n	n	n
21	Smart Data Platform	Y	Y	n	n	Y	Y	Y	Y	Y	Y	n	Y	Y	Y	Y	Y	Y	Y	Y*
24	Cloudingo	Y	n	n	n	n	n	n	n	Y	n	n	Y	Y	n	n	n	n	n	n
25	Collibra Platform	Y	Y	Y	Y	Y	Y	Y	Y	Y	Y	Y	n	n	n	Y	Y	Y	Y	Y
27	CuriumDQM	Y	Y	n	n	Y	Y	Y	Y	n	n	n	Y	n	Y	n	n	n	Y	n
28	D&B Connect	Y	n	n	n	n	n	Y	Y	Y	n	n	Y	Y	Y	n	n	n	Y	n
29	D&B Optimizer	Y	n	n	n	n	n	n	Y	n	n	n	Y	Y	Y	n	n	n	n	n
30	DataMatch Enterprise	Y	Y	n	n	Y	Y	n	n	Y	n	n	Y	Y	n	n	n	n	n	n
31	Datactics Self-Service Data Quality Platform	Y	Y	n	Y	Y	Y	Y	Y	n	n	n	Y	Y	Y	Y	Y	n	n	n
32	Dataedo	Y	n	n	n	n	n	n	n	n	n	n	n	n	n	Y	Y	n	n	n
36	Dedupely	n	n	n	n	n	n	n	n	Y	n	n	n	n	Y	n	n	n	n	n
37	MyDataQ	n	n	n	n	n	n	n	n	Y	n	n	Y	Y	n	n	n	n	n	n
38	DQE One	n	n	n	n	n	n	n	n	Y	n	n	Y	n	Y	n	n	n	n	n
39	DQLABS Platform	Y	Y	n	Y	Y	Y	Y	Y	n	Y	Y	n	n	Y	Y	Y	Y	n	Y
40	Duco Platform	n	Y	n	n	n	n	n	Y	n	n	n	Y	Y	n	n	n	n	n	n

Y - "yes", n - "no"

Selection 2: Y - "included", Y\* - "included as alternative", n - "excluded"

Continuation of Appendix IV																				
ID	Tool	Data Profiling	Custom DQ Rules	DQ Rule Definition in SQL	DQ Dimensions Used	DQ Rules Repository	Erroneous Records Shown	DQ Report Creation	DQ Dashboard	Data Match Detection	Anomaly Detection	DQ Rule Detection	Data Cleansing	Data Enrichment	Master Data Management	Data Lineage	Data Catalogue	Data Semantics discovery	Data Integration	Selection 2
41	DvSum	Y	Y	n	Y	Y	Y	Y	Y	n	Y	Y	Y	Y	Y	Y	Y	Y	n	Y
43	Exmon	n	Y	n	Y	Y	Y	Y	Y	n	n	n	n	n	Y	n	n	n	Y	n
44	Experian Aperture Data Studio	Y	Y	n	n	Y	n	n	n	Y	Y	n	Y	Y	n	n	Y	Y	Y	Y*
45	Experian DataArc360	Y	n	n	Y	n	Y	Y	Y	Y	Y	n	Y	Y	n	n	n	n	Y	n
46	Experian Email Validation	n	n	n	n	n	n	n	n	n	n	n	n	n	n	n	n	n	n	n
47	Experian Namesearch	n	n	n	n	n	n	n	n	Y	n	n	Y	Y	n	n	n	n	n	n
49	Experian Phone Validation	n	n	n	n	n	n	n	n	n	n	n	n	n	n	n	n	n	n	n
50	Experian Prospect IQ	n	n	n	n	n	n	n	n	n	n	n	n	Y	n	n	n	n	n	n
51	Flatfile	n	n	n	n	n	n	n	n	n	n	n	Y	n	n	n	n	n	n	n
52	Global IDs Data Quality Suites	Y	Y	n	n	Y	Y	Y	Y	n	Y	Y	n	n	Y	Y	Y	Y	n	Y
53	OpenRefine	n	n	n	n	n	Y	n	n	Y	n	n	Y	Y	n	n	n	n	n	n
57	DataCleaner	Y	Y	n	n	n	n	n	n	Y	n	n	Y	Y	n	n	n	n	n	n
58	InfoZoom	Y	Y	n	n	Y	Y	n	n	n	n	n	Y	n	n	n	n	n	n	n
59	ibi Data Quality	Y	Y	n	n	Y	Y	n	n	Y	n	n	Y	Y	Y	Y	Y	Y	Y	n

Y - "yes", n - "no"  
 Selection 2: Y - "included", Y\* - "included as alternative", n - "excluded"

Continuation of Appendix IV																				
ID	Tool	Data Profiling	Custom DQ Rules	DQ Rule Definition in SQL	DQ Dimensions Used	DQ Rules Repository	Erroneous Records Shown	DQ Report Creation	DQ Dashboard	Data Match Detection	Anomaly Detection	DQ Rule Detection	Data Cleansing	Data Enrichment	Master Data Management	Data Lineage	Data Catalogue	Data Semantics discovery	Data Integration	Selection 2
63	IBM InfoSphere Information Server for Data Quality	Y	Y	n	n	Y	Y	Y	Y	Y	n	n	Y	Y	Y	Y	Y	n	n	n
66	Informatica Address Verification	n	n	n	n	n	n	n	n	n	n	n	n	n	n	n	n	n	n	n
68	Informatica Cloud Data Quality	Y	Y	n	Y	Y	Y	Y	Y	Y	Y	Y	Y	n	n	n	n	n	n	Y
69	Informatica Data as a Service	n	n	n	n	n	n	n	n	n	n	n	n	Y	n	n	n	n	n	n
70	Informatica Data Engineering Quality	Y	Y	n	Y	Y	Y	Y	n	Y	Y	Y	Y	Y	n	n	n	n	n	Y
72	Informatica Master Data Management	Y	Y	n	Y	Y	Y	Y	Y	Y	Y	Y	Y	Y	Y	Y	Y	Y	Y	Y
73	ClearCore	Y	n	n	Y	n	Y	Y	n	Y	n	n	Y	Y	Y	n	n	n	n	n
75	Enlighten	Y	n	n	n	n	Y	n	n	Y	n	n	Y	Y	n	n	n	n	Y	n
78	Insycle	Y	n	n	n	n	n	n	n	Y	n	n	Y	n	Y	n	n	n	n	n
79	IQ Office	Y	n	n	n	n	n	n	n	Y	n	n	Y	Y	n	n	n	n	n	n
82	Data Quality Solution	n	n	n	n	n	n	n	n	n	n	n	n	n	Y	n	n	n	Y	n
84	Scrubix	Y	n	n	n	n	n	n	n	n	n	n	Y	Y	n	n	n	n	n	n

Y - "yes", n - "no"  
 Selection 2: Y - "included", Y\* - "included as alternative", n - "excluded"

Continuation of Appendix IV																				
ID	Tool	Data Profiling	Custom DQ Rules	DQ Rule Definition in SQL	DQ Dimensions Used	DQ Rules Repository	Erroneous Records Shown	DQ Report Creation	DQ Dashboard	Data Match Detection	Anomaly Detection	DQ Rule Detection	Data Cleansing	Data Enrichment	Master Data Management	Data Lineage	Data Catalogue	Data Semantics discovery	Data Integration	Selection 2
85	LiTech Data Quality Management	Y	Y	Y	n	Y	Y	Y	Y	n	Y	n	n	n	n	n	n	n	n	Y*
86	Loqate	n	n	n	n	n	n	n	n	n	n	n	Y	Y	n	n	n	n	Y	n
89	Melissa Data Data Quality Components for SSIS	Y	n	n	n	n	n	n	n	Y	Y	n	Y	Y	n	n	n	n	n	n
93	Melissa Data Web APIs by Melissa	Y	n	n	n	n	n	n	n	n	n	n	Y	Y	n	n	n	n	n	n
94	Microsoft Data Quality	Y	Y	n	Y	Y	Y	n	n	Y	n	n	Y	Y	n	n	n	n	n	n
95	MIOvantage	Y	Y	n	n	Y	n	Y	Y	Y	n	n	Y	Y	Y	n	Y	Y	Y	n
96	Monte Carlo Data Observability Platform	Y	Y	Y	Y	Y	Y	Y	Y	Y	Y	n	n	n	n	Y	Y	Y	n	Y*
98	Datamartist	Y	n	n	n	n	n	n	n	Y	n	n	Y	n	n	n	n	n	n	n
101	Oracle Enterprise Data Quality	Y	n	n	n	n	n	n	n	Y	n	n	Y	Y	n	n	n	n	n	n
102	OvalEdge	Y	Y	Y	n	Y	Y	Y	Y	n	n	n	n	n	n	Y	Y	Y	n	n
103	Rapid Data Profiling	Y	n	n	n	n	Y	n	n	n	Y	n	Y	Y	n	n	n	n	n	n
105	Intelligent Data Quality Management	Y	n	n	n	n	Y	n	n	Y	n	n	Y	Y	Y	n	Y	n	n	n

Y - "yes", n - "no"  
 Selection 2: Y - "included", Y\* - "included as alternative", n - "excluded"

Continuation of Appendix IV																				
ID	Tool	Data Profiling	Custom DQ Rules	DQ Rule Definition in SQL	DQ Dimensions Used	DQ Rules Repository	Erroneous Records Shown	DQ Report Creation	DQ Dashboard	Data Match Detection	Anomaly Detection	DQ Rule Detection	Data Cleansing	Data Enrichment	Master Data Management	Data Lineage	Data Catalogue	Data Semantics discovery	Data Integration	Selection 2
106	Spectrum Technology Platform	Y	Y	n	n	n	Y	n	Y	Y	n	n	Y	Y	n	n	n	n	n	n
107	Duplicate Check for Salesforce	n	n	n	n	n	n	n	n	Y	n	n	Y	n	n	n	n	n	n	n
108	PostGrid Address Verification	n	n	n	n	n	n	n	n	n	n	n	n	n	n	n	n	n	n	n
109	Precisely Data360	Y	Y	n	Y	Y	n	Y	Y	n	Y	n	Y	n	n	Y	Y	Y	n	Y*
110	Precisely Spectrum Quality	Y	Y	n	n	n	Y	n	n	Y	Y	Y	Y	Y	n	n	n	n	n	Y
111	Precisely Trillium Quality	Y	Y	n	n	Y	Y	n	n	Y	n	n	Y	Y	n	n	n	n	n	n
113	rgOne	Y	n	n	n	n	n	n	n	Y	n	n	Y	Y	Y	n	n	n	Y	n
115	SAP Address and Geocoding Directories	n	n	n	n	n	n	n	n	n	n	n	n	n	n	n	n	n	n	n
117	SAP Data Quality Management, microservices for location data	n	n	n	n	n	n	n	n	n	n	n	Y	Y	n	n	n	n	n	n
118	SAP Data Services	Y	n	n	n	n	n	n	Y	n	n	n	Y	n	n	n	n	n	Y	n
119	SAP Information Steward	Y	Y	n	Y	Y	Y	Y	Y	Y	Y	Y	Y	n	Y	Y	Y	Y	Y	Y

Y - "yes", n - "no"  
 Selection 2: Y - "included", Y\* - "included as alternative", n - "excluded"

Continuation of Appendix IV																				
ID	Tool	Data Profiling	Custom DQ Rules	DQ Rule Definition in SQL	DQ Dimensions Used	DQ Rules Repository	Erroneous Records Shown	DQ Report Creation	DQ Dashboard	Data Match Detection	Anomaly Detection	DQ Rule Detection	Data Cleansing	Data Enrichment	Master Data Management	Data Lineage	Data Catalogue	Data Semantics discovery	Data Integration	Selection 2
120	SAP Master Data Governance	n	Y	n	n	n	Y	n	Y	n	n	n	Y	n	Y	n	n	n	n	n
121	SAS Data Loader for Hadoop	Y	n	n	n	n	n	n	n	Y	n	n	Y	Y	n	n	n	n	Y	n
122	SAS Data Management	Y	Y	n	n	Y	Y	Y	Y	Y	n	n	Y	Y	Y	Y	Y	Y	Y	n
123	SAS Data Quality	Y	Y	n	Y	Y	Y	Y	Y	Y	n	n	Y	Y	Y	Y	Y	n	Y	n
124	SAS Data Quality Accelerator for Teradata	n	n	n	n	n	n	n	n	Y	n	n	Y	Y	n	n	n	n	n	n
125	SAS Dataflux	Y	Y	n	Y	Y	Y	n	Y	Y	n	n	Y	Y	Y	n	Y	n	Y	n
126	Semarchy xDM	Y	Y	n	n	Y	Y	Y	n	Y	n	n	Y	Y	Y	Y	Y	n	n	n
130	SQL Power DQguru	n	Y	n	n	n	n	n	n	Y	n	n	Y	Y	n	n	n	n	n	n
131	Stratio Augmented Data Fabric Platform	n	Y	n	n	Y	n	Y	n	Y	n	n	Y	Y	n	Y	Y	Y	Y	n
133	Syniti Knowledge Platform	Y	Y	n	Y	Y	Y	Y	Y	Y	Y	Y	Y	Y	Y	Y	Y	Y	Y	Y
136	RingLead Platform	n	n	n	n	n	n	n	n	n	n	n	Y	Y	n	n	n	n	n	n
137	ZoomInfo OperationsOS	n	n	n	n	n	n	n	n	Y	n	n	Y	Y	Y	n	n	n	n	n
138	Tale Of Data	Y	n	n	n	Y	Y	Y	Y	Y	Y	n	Y	Y	n	n	n	Y	n	n

Y - "yes", n - "no"

Selection 2: Y - "included", Y\* - "included as alternative", n - "excluded"

Continuation of Appendix IV																				
ID	Tool	Data Profiling	Custom DQ Rules	DQ Rule Definition in SQL	DQ Dimensions Used	DQ Rules Repository	Erroneous Records Shown	DQ Report Creation	DQ Dashboard	Data Match Detection	Anomaly Detection	DQ Rule Detection	Data Cleansing	Data Enrichment	Master Data Management	Data Lineage	Data Catalogue	Data Semantics discovery	Data Integration	Selection 2
139	Talend Data Fabric	Y	n	n	Y	n	n	n	Y	Y	Y	n	Y	Y	n	Y	Y	Y	Y	n
140	Talend Data Preparation	Y	Y	n	Y	n	n	n	n	n	n	n	Y	Y	n	n	n	n	n	n
141	Talend Data Stewardship	Y	Y	n	Y	Y	Y	Y	n	n	n	n	Y	n	n	n	n	n	n	n
144	TIBCO Clarity	Y	n	n	Y	n	Y	n	n	Y	n	n	Y	Y	n	n	n	n	n	n
146	iCEDQ	n	Y	n	n	Y	Y	Y	n	n	n	n	n	n	n	n	n	n	n	n
148	Uniserv	n	n	n	n	n	n	n	n	Y	n	n	Y	n	n	n	n	n	n	n
149	DataFuse	n	n	n	n	n	n	n	n	n	n	n	Y	Y	n	n	n	n	n	n
150	DemandTools	Y	n	n	n	n	n	n	n	n	n	n	Y	n	n	n	n	n	n	n
151	Clean & Match Enterprise	Y	n	n	n	n	n	n	n	Y	n	n	Y	n	n	n	n	n	n	n

Y - "yes", n - "no"  
 Selection 2: Y - "included", Y\* - "included as alternative", n - "excluded"

## IV.DQ Tools: Environment Features

ID	Tool	Tool Environment	Data Processing Environment	API Used	Flat file (.txt, .csv, .tsv)	API Used	Spreadsheet	JSON	Relational Database	Non-Relational Database	Data warehouse	Data Lake	Also in Cloud	Selection 3
6	MobyDQ	Cloud		n	n	n	n	Y	n	Y	n	Y	n	n
8	AbInitio Enterprise Data Platform	Cloud/Hybrid	Both	Y	Y	Y	Y	Y	Y	Y	Y	Y	n	Y
12	Anomalo	Cloud	Both	n	n	n	n	Y	n	Y	Y	Y	n	Y*
16	Ataccama ONE	Cloud	Both	Y	Y	Y	Y	Y	n	Y	Y	Y	n	Y
21	Smart Data Platform	Cloud		n	n	n	n	Y	Y	Y	Y	Y	Y	n
25	Collibra Platform	Hybrid	Private Cloud	Y	Y	n	Y	Y	n	Y	Y	Y	Y	Y
39	DQLABS Platform	Cloud	Private Cloud	Y	Y	Y	Y	Y	Y	Y	Y	Y	Y	Y
41	DvSum	Cloud	Both	Y	Y	Y	n	Y	Y	Y	Y	Y	n	Y
44	Experian Aperture Data Studio	Cloud		n	Y	Y	Y	Y	Y	Y	Y	Y	Y	n
52	Global IDs Data Quality Suites	Cloud/On-prem	Both	Y	Y	Y	Y	Y	Y	Y	Y	Y	Y	Y
68	Informatica Cloud Data Quality	Cloud	Private Cloud	Y	Y	Y	Y	Y	Y	Y	Y	Y	Y	Y
70	Informatica Data Engineering Quality	Cloud/On-prem	Both	Y	Y	Y	Y	Y	Y	Y	Y	Y	Y	Y
72	Informatica Master Data Management	Cloud	Private Cloud	Y	Y	Y	Y	Y	Y	Y	Y	Y	Y	Y
85	LiTech Data Quality Management	On-prem	On-prem	Y	Y	n	n	Y	n	Y	Y	Y	Y	Y*

Y - "yes", n - "no"  
 Selection 3: Y - "included", Y\* - "alternative included", n - "excluded"



Continuation of Appendix V														
ID	Tool	Tool Environment	Data Processing Environment	API Used	Flat file (.txt, .csv, .tsv)	API Used	Spreadsheet	JSON	Relational Database	Non-Relational Database	Data warehouse	Data Lake	Also in Cloud	Selection 3
96	Monte Carlo Data Observability Platform	Cloud	Vendor Cloud	n	n	n	n	Y	n	Y	Y	Y	n	n
109	Precisely Data360	Cloud	Vendor Cloud	Y	Y	Y	Y	Y	n	Y	Y	Y	Y	n
110	Precisely Spectrum Quality			Y	Y	Y	Y	Y	n	Y	n	Y	n	n
119	SAP Information Steward	Cloud	Vendor Cloud	Y	Y	Y	n	Y	n	Y	n	Y	Y	n
133	Syniti Knowledge Platform	Cloud	Both	Y	n	n	n	Y	n	Y	n	Y	Y	Y

Y - "yes", n - "no"  
 Selection 3: Y - "included", Y\* - "alternative included", n - "excluded"

## V.DQ Tools: Descriptions of DQ Rule Detectors

ID	Tool	Description
8	AbInitio Enterprise Data Platform	<p>AbInitio includes a wide range of capabilities as it is listed on their website<sup>5</sup>. It claims to have almost all functionalities presented in the review report in Table 1, except DQ rules expression in SQL and DQ dashboard. It also supports all data sources reviewed, including data warehouses, and provides data processing wherever the data is, e.g. on-premises, virtual private cloud.</p> <p>AbInitio has the main feature of the goal of this study, automated DQ rule detection. It generates and applies DQ rules based on metadata that have also been automatically detected. Specifically, there are used data fields' types and expected relationships in the data to generate the DQ rules.</p> <p>If the rules are based on data field types, i.e., text, integer, date, etc., then it may recognise the data format to some extent, but may not detect rules for detailed patterns. The relationship, like the "start date" and "end date" of something, may give input for rules of the consistency dimension. It is not clear if there is detected external consistency, the relationship between the attributes of different data objects. There is also no information if data lineage as one type of metadata is used for generating reconciliation rules for checking the DQ of transformation and loading processes.</p> <p>AbInitio has plenty of well-described capabilities and is able to provide the customer with quite individual products. However, the descriptions on websites include much marketing-flavoured text, the platform is not possible to try out, and there is also no publicly available documentation.</p>

---

<sup>5</sup><https://www.abinitio.com/en/>

Continuation of Appendix VI		
ID	Tool	Description
16	Ataccama ONE Platform	<p>ONE Platform is the second most popular DQ tool, being brought out by eight (8) sources (see Appendix IIa). It is a combination of DQ, master data, data catalogue, reference data, etc. solutions, and designed for different roles of data specialists. It has all the features reviewed, except DQ rules representation in SQL. It supports almost every data source reviewed, except non-relational databases. It is claimed to be designed for big data management<sup>6</sup>.</p> <p>Ataccama ONE platform's DQ component is clearly a rule-based DQ solution, having automated DQ rules detection and an option for self-defined rules. Rules are complemented with dimension and the result can be seen on the business term, data element, and report level. In the demo video<sup>7</sup> it is shown how all the automated and self-defined rules can be configured and published.</p> <p>Automated DQ rules are created from a library of built-in rules, data domains and business terms detected using a self-learning machine learning method as said on Ataccama's webpage<sup>8</sup>. It is supplemented by anomaly detection which is basically a self-learning outlier detection. Based on the anomalies DQ rules can also be added manually.</p> <p>Unfortunately, the Ataccama ONE platform is not trialable. Instead, the data profiling tool Ataccama DQ Analyzer is only provided. It does not detect DQ rules or anomalies. Also, automated DQ rule generation of Ataccama ONE is not introduced in the demo video and there is no available documentation, but the author finds the user interface simple and logical. Visualising the data lineage looks also clear and understandable which is helpful for responsible roles for reporting the DQ of critical data elements in data warehouses.</p>
25	Collibra Data Intelligence Cloud	<p>Collibra is a full-service data platform, including services, like DQ, data catalogue, data governance, data lineage, etc. It has an available demo, a platform where can be signed in. There can be taken a guided tour which introduces connecting to some data sources, detecting anomalies with automatically generated rules, building custom rules, and monitoring the DQ. This DQ product is mapped to all DQ features in scope. It profiles data, detects anomalies, generates automatic DQ rules, and allows to define own DQ rules. It is possible to define DQ rule expressions in SQL. Collibra has metadata functionalities, works hybrid and can process data in the private cloud.</p> <p>It uses associative, unsupervised machine learning to auto-generate SQL-based, explainable and adaptive DQ rules. It creates snapshots and baselines to benchmark past data, constantly learns from new data and makes predictions for typos, formatting issues, outliers, relationships and more (Collibra, n.d.).</p> <p>In addition, Collibra has publicly available documentation<sup>9</sup> with many detailed guides and screenshots, and a short introductory video<sup>10</sup>. Overall, the author finds that the website, documentation and demo are well-described and visually easy to look at.</p>

<sup>6</sup><https://www.ataccama.com/platform>

<sup>7</sup><https://www.youtube.com/watch?v=XG6n2CMGJ-4&t=10s>

<sup>8</sup><https://www.ataccama.com/platform/data-quality>

<sup>9</sup><https://productresources.collibra.com/docs/collibra/latest/Content/Home.htm> <sup>10</sup><https://www.youtube.com/watch?v=gsUM8IX8DHA>

Continuation of Appendix VI		
ID	Tool	Description
39	DQLABS Platform	<p>DQLabs assembles DQ, metadata, and data governance functionalities, trying to bridge the gap between technical and business users as DQLabs has claimed on their website<sup>11</sup>. Their lead sentence is "Observe, Measure and Discover all in one platform".</p> <p>DQLabs uses machine learning for discovering and extracting semantics or business terms from a customer's data stack, identifying the data type and its sensitivity level (e.g., PII), and detecting anomalies in data. It is said that discovered metadata is used for the automated generation of DQ rules. There are supported all data sources which were determined in the review protocol: different files, relational and non-relational databases, data warehouses, and data lakes, and they provide also API.</p> <p>DQLabs does not provide immediately a demo or a free trial. It does not have any introductory or even marketing purposes video, and there is no publicly available documentation. The author requested a demo and was contacted by phone, but there was not given any additional information. It was called only for selling purposes, requesting more information from the author.</p>
41	DvSum	<p>DvSum aggregates DQ, data catalogue and data governance functionalities for several data sources, including data lake or data warehouse. It additionally provides a chatbot functionality where users can chat with data asking questions about the data. An example question provided on their webpage<sup>12</sup>, "How many of our therapy patients use Android vs iPhone?" The Chatbot is able to return a bar chart with respective counts of Android users, iPhone users and other users of therapy patients.</p> <p>On a high level, DvSum claims to have automated DQ checks, which is in the interest of this study, DQ monitoring and integration to pipelines, a self-service root-cause analysis of data issues, and the impact analysis of data model changes. DvSum suggests automatically AI-driven DQ checks that are combinations of statistical anomaly detection and rule-based algorithms. These checks are able to validate data types, empty values, volume, and shifts in data distribution<sup>13</sup>.</p> <p>DvSum has no publicly available documentation and the DQ solution is not immediately trialable. The data catalogue function can be tried out with a demo, but for the DQ solution, there has to be scheduled a call.</p>

<sup>11</sup><https://www.dqlabs.ai/platform/> <sup>12</sup><https://dvsum.ai/>

<sup>13</sup><https://dvsum.ai/solutions/data-quality/>

Continuation of Appendix VI		
ID	Tool	Description
52	Global IDs Data Quality Suites	<p>Global IDs DQ Suites is a part of Global IDs DEEP Platform<sup>14</sup> which comprises a set of core functions: automated discovery and profiling, data classification, data lineage, DQ, etc. Additionally, Global IDs can automatically generate the DQ controls for critical data elements. These controls function like rules that continuously monitor the data elements they are linked to.</p> <p>Its architecture is designed for integration from the ground up with all platform functionality accessible via APIs and claims to be able to automate data management for enterprises of any size or data ecosystem. They provide deployment on-premises or in the cloud and have a big library of connectors to several structured databases, applications, file types, NoSQL, Big Data, and the cloud.</p> <p>There is no immediately available demo or a free trial, and publicly available documentation. Nevertheless, they have a very interesting podcast<sup>15</sup> about the importance of data lineage. There is told that data lineage is important not only for regulative purposes but also for checking DQ and tracing issues. It is essential to know the lineage when making data reconciliation to be sure that data flows correctly through the pipelines. Global IDs do not reveal how their DQ controls generation work.</p>
		<p><b>Informatica cloud-based products</b> use the CLAIRE engine that delivers metadata-driven artificial intelligence to Informatica's cloud services, enabling intelligent recommendations of DQ rules that are based on how similar data has been managed prior (Informatica, n.d.-a) (Informatica, n.d.-b) (Informatica, n.d.-c) which may mean that CLAIRE learns from the previous "experience" of the specific user or rather actions of the community.</p> <p>All cloud-based Informatica services have connectors to a lot of data sources brought out in their website<sup>16</sup>. There are connectors for files, special applications, data warehouses, data lakes, databases, and even to social media platforms, like Facebook and LinkedIn.</p> <p>Informatica does not share its documentation in public for all the services, but these can be found on the website<sup>17</sup>. Informatica provides an interactive demo for the Master Data Management product, but the author finds it uninformative and inconvenient.</p>
68	Informatica Cloud DQ	Informatica Cloud DQ is an AI-based DQ solution for small companies to big enterprises (Informatica, n.d.-a). It is mapped to almost all DQ functionalities in the report, except defining DQ rules in SQL and data enrichment.
70	Informatica Data Engineering Quality	Informatica DEQ is a DQ solution for large enterprises, and for all of its business applications on-premises, in the cloud, or big data, including Hadoop, NoSQL, and other environments. It has features for all stakeholders, like line-of-business managers, business analysts, data stewards, and IT personnel (Informatica, n.d.-b).

<sup>14</sup><https://www.globalids.com/platform-features/>

<sup>15</sup><https://share.transistor.fm/s/16467431>

<sup>16</sup><https://www.informatica.com/products/cloud-integration/connectivity/connectors.html> <sup>17</sup><https://docs.informatica.com/>

Continuation of Appendix VI		
ID	Tool	Description
72	Informatica Master Data Management	Informatica MDM is the SaaS solution with all-in-one capabilities for master data management <sup>18</sup> , e.g. metadata management, DQ management, data governance, data modelling, data integration, etc.
133	Syniti Knowledge Platform	SKP is an AI-powered cloud data platform uniting DQ, data catalogue and data governance functionalities. Its key capabilities include automated metadata scanning and profiling, automatic data catalogue creation, rule recommendation engine, AI-driven data matching and deduplication solution, validation, cleansing and enriching capabilities, DQ reports, and executive-level business outcome dashboards (Syniti, n.d.-a). Syniti does not publish how exactly their rule engine works. It is said only that it is using AI for different data management functionalities, but it does not mention if it uses automatically scanned metadata and data catalogue or something else, like built-in rules. Syniti Knowledge Platform connects to the following data sources: relative databases, data warehouses and applications listed in their website <sup>19</sup> . Syniti Knowledge Platform works in the cloud but processes the data on the customer side where Syniti Connector is set up for communication. Knowledge Platform sends out commands and gets back metadata and metrics (Syniti, n.d.-b).

<sup>18</sup><https://www.informatica.com/products/master-data-management.html>

<sup>19</sup><https://www.syniti.com/solutions/data-replication/data-replication-supported-databases/>