

# Fair Computation Offloading for RSMA-Assisted Mobile Edge Computing Networks

Ding Xu, *Senior Member, IEEE*, Lingjie Duan, *Senior Member, IEEE*, Haitao Zhao, *Senior Member, IEEE*, and Hongbo Zhu, *Member, IEEE*

**Abstract**—Rate splitting multiple access (RSMA) provides a flexible transmission framework that can be applied in mobile edge computing (MEC) systems. However, the research work on RSMA-assisted MEC systems is still at the infancy and many design issues remain unsolved, such as the MEC server and channel allocation problem in general multi-server and multi-channel scenarios as well as the user fairness issues. In this regard, we study an RSMA-assisted MEC system with multiple MEC servers, channels and devices, and consider the fairness among devices. A max-min fairness computation offloading problem to maximize the minimum computation offloading rate is investigated. Since the problem is difficult to solve optimally, we develop an efficient algorithm to obtain a suboptimal solution. Particularly, the time allocation and the computing frequency allocation are derived as closed-form functions of the transmit power allocation and the successive interference cancellation (SIC) decoding order, while the SIC decoding order is obtained heuristically, and the bisection search and the successive convex approximation methods are employed to optimize the transmit power allocation. For the MEC server and channel allocation problem, we transform it into a hypergraph matching problem and solve it by matching theory. Simulation results demonstrate that the proposed RSMA-assisted MEC system outperforms current MEC systems under various system setups.

**Index Terms**—Mobile edge computing, rate splitting multiple access, max-min fairness, matching theory.

## I. INTRODUCTION

In recent years, the rapid development of mobile communications has brought various mobile applications, such as augmented reality, virtual reality, and Internet of Things (IoT) [1]. However, it is quite difficult for devices with limited computation capacity to execute these applications locally. To tackle the computation bottleneck of devices, mobile edge computing (MEC) has been recognized as a promising solution [2]. Specifically, by deploying MEC servers at the edge of mobile networks, devices can offload their computation intensive tasks to MEC servers for processing and computing. Since usually MEC servers can be much more powerful than devices, the task execution latency can be largely reduced and the computation offloading rate can be significantly increased.

Ding Xu is with the Jiangsu Key Laboratory of Wireless Communications, Nanjing University of Posts and Telecommunications, Nanjing 210003, China (E-mail: xuding@ieee.org). He is also with the Pillar of Engineering Systems and Design, Singapore University of Technology and Design, Singapore 487372, Singapore.

Lingjie Duan is with the Pillar of Engineering Systems and Design, Singapore University of Technology and Design, Singapore 487372, Singapore (E-mail: lingjie\_duan@sutd.edu.sg).

Haitao Zhao and Hongbo Zhu are with the Jiangsu Key Laboratory of Wireless Communications, Nanjing University of Posts and Telecommunications, Nanjing 210003, China (E-mail: zhaoh@njupt.edu.cn; zhuhb@njupt.edu.cn).

To fully utilize the computation power of MEC servers, the high efficiency of computation offloading is desired. Thus, it is important to design high-efficiency uplink transmission schemes. Due to the shortage of spectrum resources, it is difficult for conventional orthogonal multiple access (OMA) transmission schemes such as frequency division multiple access (FDMA) and time division multiple access (TDMA) to handle the offloading of computation intensive tasks [3]. In this regard, non-orthogonal multiple access (NOMA) [4], which is a promising technique to support multiple transmissions on the same spectrum band, can be adopted as an efficient uplink transmission scheme in MEC systems. Specifically, different devices offload their task data on the same channel using the superposition coding technique, and the MEC server can partially remove interference among devices by using the successive interference cancellation (SIC) technique.

In addition to NOMA, rate splitting multiple access (RSMA) is another novel transmission scheme that uses the rate-splitting technique [5]. RSMA can be adopted both in the downlink and uplink transmissions, and is slightly different in these two transmissions. In the downlink, each device message is split into a common part and a private part, and the common parts of all devices are combined into a single common message, while each receiver first decodes the common message and then adopts SIC to decode its private message. In the uplink RSMA, each device message is split into two sub-messages, and the sub-messages of all devices are decoded using SIC at the receiver. In contrast to NOMA where only a single message of each device can be optimized, both two sub-messages of each device such as their transmit powers and SIC decoding orders can be optimized in RSMA. Thus, RSMA generalizes NOMA in the uplink transmission and has higher design flexibility. Motivated by this, RSMA can be applied in MEC systems to further improve the computation offloading efficiency by flexibly controlling the interference among devices through message splitting.

### A. Related Works

As an efficient transmission scheme, NOMA has been used to improve various performance metrics of MEC systems, such as execution latency [6], energy consumption [7], computation offloading rate [8], and energy efficiency [9]. Since multiple devices are competing to share the communication and computation resources to offload their computation tasks in NOMA-assisted MEC systems, fairness among devices is also a significant research topic that has drawn a lot

of attention. Among the many fairness measures, the max-min fairness is a well-known qualitative fairness measure. Specifically, max-min fairness is achieved when any device's performance cannot be increased without sacrificing another device's performance which is already worse than the previous one. Thus, the max-min fairness has been applied in NOMA-assisted MEC systems widely [10], [11].

Meanwhile, RSMA has been researched in both the downlink [12]–[15] and the uplink transmission scenarios [16]–[18]. Specifically, in [16], the closed-form expression for the outage probability of an uplink RSMA system with two sources was derived. In [17], the sum rate maximization problem in an uplink RSMA system with proportional fairness was investigated, and the SIC decoding order was optimally obtained via the exhaustive search method while the transmit power was optimized via a series of transformations and obtained in closed-form. In [18], user cooperation based on full-duplex communications and RSMA was proposed to enhance the spectral efficiency of uplink transmissions, and the power allocation problem of maximizing the minimum rate was solved by the SCA method and geometric programming method.

Due to the advantages of uplink RSMA compared to uplink NOMA as shown in [16]–[18], RSMA can be also adopted in MEC systems to further improve computation offloading performance. However, only a few works focused on RSMA-assisted MEC systems [19]–[22]. Specifically, in [19], an unmanned aerial vehicle (UAV) aided MEC system with a UAV and two access points (APs) was considered, and the UAV was assumed to use RSMA for transmitting collected data from devices to the APs for computing. In [20], a secondary user (SU) and a primary user (PU) were assumed to use RSMA to offload data to the MEC server under the interference power constraint, and the successful computation probability was maximized by optimizing the offloading ratio and offloading time. In [21], a downlink MEC system with multiple UAVs acting as MEC servers and multiple base stations (BSs) connecting to a central cloud was considered, and RSMA was adopted for transmitting users' messages from the UAVs and the BSs to users. In [22], an MEC system with a group of center users and edge users was considered, and the successful computation probability achieved by the RSMA was derived in closed-form. Note that the works in [19], [21] applied downlink RSMA in MEC systems, while the works in [20], [22] applied uplink RSMA.

## B. Motivation and Contributions

Because uplink RSMA has higher design flexibility than uplink NOMA, the computation offloading performance of RSMA-assisted MEC systems can be significantly improved as compared to NOMA-assisted MEC systems. However, researches on RSMA-assisted MEC systems is still at the infancy and many design issues have not been addressed yet.

First, current works on uplink RSMA-assisted MEC systems only considered two users, how to efficiently design offloading policies with multiple users in an RSMA group remains unknown. The challenge of this issue is how to coordinate different users for efficient computation offloading,

including the computing frequency allocation, the transmit power allocation and the SIC decoding order optimization.

Second, if multiple MEC servers are available, we can assign a proper MEC server to each RSMA group to enhance the computation offloading performance, whereas the policy of MEC server allocation is unexplored in existing works.

Third, if more than one channel is available, multiple RSMA groups can be formed to perform offloading, and the device grouping problem also known as the channel allocation problem needs to be solved for better computation offloading performance, which is ignored in existing studies. Note that the MEC server allocation and the channel allocation are coupled, i.e., the devices allocated with the same channel (i.e., in the same RSMA group) shall be also allocated with the same MEC server. The challenge of the second and the third issues is how to optimize the coupled and discrete MEC server allocation and the channel allocation variables.

Fourth, user fairness, which is an important design objective, is not of concern in the existing works on RSMA-assisted MEC systems. The challenge of the fourth issue is how to strike a balance among the performance of all devices.

The above remaining issues motivate this work. This paper considers an RSMA-assisted MEC system with multiple MEC servers, multiple channels and multiple IoT devices, and investigates the joint communication and computation resource allocation (including the MEC server allocation and the channel allocation) problem, targeting at achieving a max-min fairness computation offloading, i.e., the minimum computation offloading rate (MCOR) among all devices is maximized. The main contributions of this paper are:

(1) We propose to divide multiple devices into several groups, each of which can be allocated with one channel and formed into an RSMA group to offload task data to an allocated MEC server for processing. The problem of optimizing the channel allocation, the MEC server allocation, the time allocation, the computing frequency allocation, the transmit power allocation and the SIC decoding order, aiming at maximizing the MCOR among all devices is investigated.

(2) The formulated problem is an intractable non-convex mixed integer programming problem, whose optimal solution is difficult to find. Thus, we develop an efficient algorithm to obtain a suboptimal solution. Specifically, given the channel allocation and the MEC server allocation, the problem is simplified by exploring the particular problem structure and analytically deriving the time allocation and the computing frequency allocation as closed-form functions of the transmit power allocation and the SIC decoding order, then the SIC decoding order is obtained heuristically and the transmit power allocation is optimized via the bisection search method and the SCA method. For the channel allocation and the MEC server allocation, the problem is a nonlinear integer problem. We first transform it into a hypergraph matching problem and then propose a low-complexity matching theory based algorithm to solve it. Particularly, the channel allocation problem is recast as a one-to-many matching problem with externalities and solved by swap matching, while the MEC server allocation problem is recast as a one-to-many matching problem and solved by the Gale-Shapley algorithm.

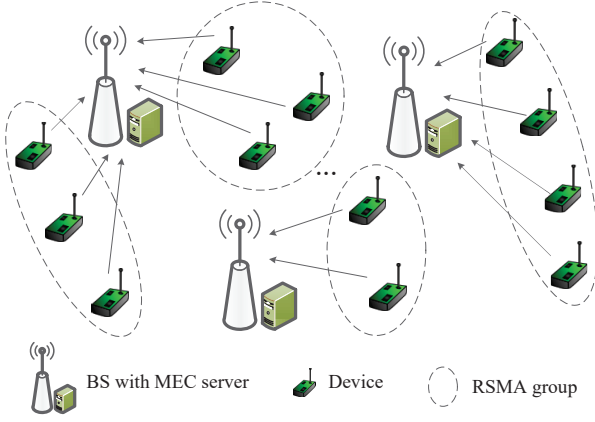


Fig. 1. System model.

(3) Simulations demonstrate that the proposed RSMA-assisted MEC system performs better than NOMA and TDMA assisted MEC systems, especially when the total computing frequency of MEC servers is large, the number of devices is small, and the maximum transmit power of devices is large.

The rest of this paper is organized as follows. Section II introduces the system model and formulates the MCR maximization problem. Section III proposes an algorithm to optimize the time allocation, the computing frequency allocation, the transmit power allocation and the SIC decoding order. Section IV proposes a matching theory based algorithm to optimize the channel allocation and the MEC server allocation. Section V illustrates simulation results to demonstrate the effectiveness of the proposed algorithm. Finally, the paper is concluded in Section VI.

## II. SYSTEM MODEL AND PROBLEM FORMULATION

### A. System Description

We consider an MEC system consisting of  $K$  IoT devices and  $M$  BSs, each of which is equipped with an MEC server, as shown in Fig. 1. The spectrum of interest is divided into  $N$  orthogonal channels, each has a bandwidth  $B$ . The sets of MEC servers, channels and devices are denoted by  $\mathcal{M}$ ,  $\mathcal{N}$  and  $\mathcal{K}$ , respectively. The MEC server  $m$ , channel  $n$ , and device  $k$  are denoted by  $\text{MEC}_m$ ,  $\text{CH}_n$  and  $\text{DVC}_k$ , respectively. We assume that each device has some task data to be computed, which are indivisible, i.e., there is strong dependence over different parts of the task data (such as face recognition). Due to the limited computation capacity of the devices such as sensors in IoT, the task data cannot be processed locally and need to be offloaded to an MEC server for processing and computing first, and then the MEC server may send the computing results (such as the face recognition results, or the command and control data) to the corresponding devices.

Delay-sensitive applications are assumed to be carried by the devices and the task data has to be finished computing within the time deadline  $T$ , and each MEC server divides the time into two phases. In the first phase with time  $t_{m,o}$ , the associated devices offload their data to  $\text{MEC}_m$ . Since the data of each device are indivisible, they can be offloaded to only one MEC server for computing, i.e.  $\sum_{m \in \mathcal{M}} \alpha_{m,k} \leq 1, \forall k$ ,

where  $\alpha_{m,k} \in \{0, 1\}$  is the MEC server allocation variable. Specifically,  $\alpha_{m,k} = 1$  means that  $\text{DVC}_k$  offloads its data to  $\text{MEC}_m$ , and  $\alpha_{m,k} = 0$  indicates otherwise.

It is also assumed that each device can be allocated with one channel for data offloading, i.e.  $\sum_{n \in \mathcal{N}} \beta_{n,k} \leq 1, \forall k$ , where  $\beta_{n,k} \in \{0, 1\}$  is the channel allocation variable. Particularly,  $\beta_{n,k} = 1$  means that  $\text{DVC}_k$  is allocated with  $\text{CH}_n$  for data offloading, and  $\beta_{n,k} = 0$  indicates otherwise. Besides, one channel cannot be allocated to the devices associated with different MEC servers, i.e.,  $\beta_{n,k} \beta_{n,k'} \alpha_{m,k} \alpha_{m',k'} = 0, \forall n, \forall k, \forall k' \neq k, \forall m, \forall m' \neq m$ . Since one channel can be allocated to multiple devices at the same MEC server, RSMA is proposed to be adopted. Specially, the transmitted message  $s_k$  of each  $\text{DVC}_k$  is split into two sub-messages  $s_{k,1}$  and  $s_{k,2}$ , and rate splitting is achieved by allocating different transmit powers to the two sub-messages, i.e.,  $p_{k,1} + p_{k,2} \leq P_k, \forall k$ , where  $P_k$  is the maximum transmit power of device  $k$ ,  $p_{k,1}$  and  $p_{k,2}$  are the transmit powers of the sub-messages  $s_{k,1}$  and  $s_{k,2}$ , respectively. Thus, we have  $s_k = \sqrt{p_{k,1}} s_{k,1} + \sqrt{p_{k,2}} s_{k,2}, \forall k$ . The total message  $y_{m,n}$  received at  $\text{MEC}_m$  on  $\text{CH}_n$  can be written as

$$\begin{aligned} y_{m,n} &= \sum_{k \in \mathcal{K}} \alpha_{m,k} \beta_{n,k} \sqrt{h_{m,n,k}} s_k + n_0 \\ &= \sum_{k \in \mathcal{K}} \alpha_{m,k} \beta_{n,k} \sum_{i=1}^2 \sqrt{h_{m,n,k} p_{k,i}} s_{k,i} + n_0, \end{aligned} \quad (1)$$

where  $h_{m,n,k}$  is the channel gain between  $\text{DVC}_k$  and  $\text{MEC}_m$  on  $\text{CH}_n$ , and  $n_0$  is the additive white Gaussian noise.

Then, the MEC server adopts SIC to decode the sub-messages of all associated devices. Let  $\pi_{k,i}, i \in \{1, 2\}$  denote the SIC decoding order of sub-message  $s_{k,i}$  from  $\text{DVC}_k$ . Specifically, the SIC decoding order of all the devices is denoted by a permutation  $\pi = \{\pi_{k,i}, \forall k, \forall i\}$ , which belongs to the set  $\Pi$  defined as the set of all possible SIC decoding orders of all  $2K$  sub-messages. Then, the achievable rate of decoding sub-message  $s_{k,i}$  at  $\text{MEC}_m$  on  $\text{CH}_n$  is

$$r_{m,n,k,i} = B \log_2 \left( 1 + \frac{h_{m,n,k} p_{k,i}}{\sigma^2 B + \sum_{(k', i') \in \mathcal{S}_{m,n,k,i}} h_{m,n,k'} p_{k', i'}} \right), \quad (2)$$

where  $\sigma^2$  is the power spectral density of the noise, and  $\mathcal{S}_{m,n,k,i} = \{(k', i') | \alpha_{m,k'} = \alpha_{m,k}, \beta_{n,k'} = \beta_{n,k}, \pi_{k', i'} > \pi_{k,i}, \forall k', i'\}$  is the set of sub-messages that are decoded after sub-message  $s_{k,i}$  at the MEC server  $\text{MEC}_m$  on the same channel. Since the message  $s_k$  of  $\text{DVC}_k$  consists of sub-messages  $s_{k,1}$  and  $s_{k,2}$ , the computation offloading rate of  $\text{DVC}_k$  is given by [4]

$$r_k = \frac{t_{m,o}}{T} \sum_{m \in \mathcal{M}} \sum_{n \in \mathcal{N}} \sum_{i=1}^2 \alpha_{m,k} \beta_{n,k} r_{m,n,k,i}. \quad (3)$$

In the second phase with time  $t_{m,c}$ ,  $\text{MEC}_m$  processes and computes the data offloaded from all the associated devices. Let  $f_k$  (in offloaded bits per second) denote the computing frequency allocated for computing the data offloaded by  $\text{DVC}_k$ . Then, we have  $\sum_{k \in \mathcal{K}} \alpha_{m,k} f_k \leq F_m, \forall m$ , where  $F_m$  is the total computing frequency of  $\text{MEC}_m$ . Since the offloaded

data in the first phase have to be finished computing at the MEC server at the end of the second time phase, we have  $\frac{r_k T}{\sum_{m \in \mathcal{M}} \alpha_{m,k} f_k} \leq \sum_{m \in \mathcal{M}} \alpha_{m,k} t_{m,c}, \forall k$ . Since the computing results of the offloaded data are usually much smaller than the task data size and the transmit power of the BSs is much higher than the transmit power of the devices, the time for sending the results back is neglected.

### B. Problem Formulation

Since all devices compete to share the resources and there exists interference among devices in the same RSMA group, the interests of different devices are in conflict. This means that if no measure is taken, there may exist some devices in inferior channel conditions whose computation offloading performance will be much worse than other devices. Therefore, to guarantee the computation offloading performance of all devices, fairness among devices is considered in this work. Particularly, we are interested in achieving max-min fairness for all devices by maximizing the MCOR among all devices, where the MEC server allocation  $\alpha = \{\alpha_{m,k}, \forall m, \forall k\}$ , the channel allocation  $\beta = \{\beta_{n,k}, \forall n, \forall k\}$ , the time allocation  $\mathbf{t}_o = \{t_{m,o}, \forall m\}$  and  $\mathbf{t}_c = \{t_{m,c}, \forall m\}$ , the computing frequency allocation  $\mathbf{f} = \{f_k, \forall k\}$ , the transmit power allocation  $\mathbf{p} = \{p_{k,i}, \forall k, \forall i\}$ , and the SIC decoding order  $\pi$  are jointly optimized.

From the system description in Section II-A, the objective function defined as the MCOR among all devices is given by  $\min_{k \in \mathcal{K}} r_k$ , and all the constraints of the problem have also been presented. Mathematically, the optimization problem is formulated as

$$\max \min_{k \in \mathcal{K}} r_k \quad (4a)$$

$$\text{s.t.} \quad \sum_{m \in \mathcal{M}} \alpha_{m,k} \leq 1, \forall k, \quad (4b)$$

$$\sum_{n \in \mathcal{N}} \beta_{n,k} \leq 1, \forall k, \quad (4c)$$

$$\beta_{n,k} \beta_{n,k'} \alpha_{m,k} \alpha_{m',k'} = 0, \forall n, \forall k, \forall k' \neq k, \\ \forall m, \forall m' \neq m, \quad (4d)$$

$$p_{k,1} + p_{k,2} \leq P_k, \forall k, \quad (4e)$$

$$\sum_{k \in \mathcal{K}} \alpha_{m,k} f_k \leq F_m, \forall m, \quad (4f)$$

$$\frac{r_k T}{\sum_{m \in \mathcal{M}} \alpha_{m,k} f_k} \leq \sum_{m \in \mathcal{M}} \alpha_{m,k} t_{m,c}, \forall k, \quad (4g)$$

$$t_{m,o} + t_{m,c} \leq T, \forall m, \quad (4h)$$

$$\alpha_{m,k} \in \{0, 1\}, \forall m, \forall k, \quad (4i)$$

$$\beta_{n,k} \in \{0, 1\}, \forall n, \forall k, \quad (4j)$$

$$t_{m,o} \geq 0, t_{m,c} \geq 0, \forall m, \quad (4k)$$

$$f_k \geq 0, \forall k, \quad (4l)$$

$$p_{k,i} \geq 0, \forall k, \forall i, \quad (4m)$$

$$\pi \in \Pi, \quad (4n)$$

$$\text{o.v. } \alpha, \beta, \mathbf{t}_o, \mathbf{t}_c, \mathbf{f}, \mathbf{p}, \pi, \quad (4o)$$

where ‘s.t.’ stands for ‘subject to’ and ‘o.v.’ stands for ‘optimization variables’. In the following, we give detailed

**Algorithm 1** Proposed algorithm for solving the problem (4).

- 1: Initialize  $\beta$  by randomly allocating a channel to each device, and then initialize  $\alpha$  by randomly allocating an MEC server to each (channel, device) unit.
- 2: Obtain  $\mathbf{t}_o, \mathbf{t}_c, \mathbf{f}, \mathbf{p}$  and  $\pi$  by the algorithm proposed in Section III.
- 3: Update  $\alpha$  and  $\beta$  according to the algorithm proposed in Section IV.
- 4: Update  $\mathbf{t}_o, \mathbf{t}_c, \mathbf{f}, \mathbf{p}$  and  $\pi$  by the algorithm proposed in Section III.
- 5: Output:  $\alpha, \beta, \mathbf{t}_o, \mathbf{t}_c, \mathbf{f}, \mathbf{p}$  and  $\pi$ .

explanations for the constraints in the problem (4). The constraint (4b) guarantees that the data of each device can be offloaded to at most one MEC server for computing. The constraint (4c) restricts that each device can be allocated with at most one channel for data offloading. The constraint (4d) restricts that one channel can only be allocated to the devices assigned to the same MEC server. The constraint (4e) restricts that the total transmit power of the two sub-messages of each device cannot exceed the maximum transmit power. The constraint (4f) restricts that the total computing frequency allocated to all the devices cannot exceed the total computing frequency at the MEC server. The constraint (4g) guarantees that the data offloaded to each MEC server have to be finished computing at the end of the considered time. The constraint (4h) guarantees that the time of the two phases cannot exceed the time deadline. The constraints (4i) and (4j) guarantee that the MEC server allocation and the channel allocation are either 0 or 1, respectively. The constraints (4k), (4l) and (4m) guarantee non-negative time allocation, computing frequency and transmit power, respectively. The constraint (4n) restricts the SIC decoding order.

Due to the discrete  $\alpha$  and  $\beta$ , and the non-convex objective function and the constraint (4g), the problem (4) is a non-convex mixed integer programming problem. Thus, it is generally hard to optimally solve the problem (4). In this regard, we will next develop a four-step algorithm to obtain a suboptimal solution. Specifically, in the first step,  $\beta$  is initialized by randomly allocating a channel to each device, and then  $\alpha$  is initialized by randomly allocating an MEC server to each (channel, device) unit. In the second step,  $\mathbf{t}_o, \mathbf{t}_c, \mathbf{f}, \mathbf{p}$  and  $\pi$  are optimized by exploring the particular problem structure and using the bisection search method and the SCA method. In the third step, a low-complexity matching theory based algorithm is proposed to optimize  $\alpha$  and  $\beta$ . In the final step, the methods used in the second step are adopted again to optimize  $\mathbf{t}_o, \mathbf{t}_c, \mathbf{f}, \mathbf{p}$  and  $\pi$ . The proposed algorithms in the second/fourth step and the third step will be discussed in Section III and Section IV, respectively. The overall proposed algorithm to solve the problem (4) is summarized in Algorithm 1.

### III. SOLUTION FOR THE PROBLEM OF OPTIMIZING TIME ALLOCATION, COMPUTING FREQUENCY ALLOCATION, POWER ALLOCATION AND SIC DECODING ORDER

In this section, with given MEC server allocation  $\alpha$  and channel allocation  $\beta$ , an efficient algorithm is designed to

solve the problem of optimizing  $\mathbf{t}_o$ ,  $\mathbf{t}_c$ ,  $\mathbf{f}$ ,  $\mathbf{p}$  and  $\boldsymbol{\pi}$  in the problem (4). By introducing an auxiliary variable  $\eta$ , the problem of optimizing  $\mathbf{t}_o$ ,  $\mathbf{t}_c$ ,  $\mathbf{f}$ ,  $\mathbf{p}$  and  $\boldsymbol{\pi}$  in the problem (4) can be rewritten as

$$\max_{\eta, \mathbf{t}_o, \mathbf{t}_c, \mathbf{f}, \mathbf{p}, \boldsymbol{\pi}} \eta \quad (5a)$$

$$\text{s.t. } r_k \geq \eta, \forall k, \quad (5b)$$

$$(4e) - (4h), (4k) - (4n).$$

Suppose that  $\eta^*$  is the optimal  $\eta$ . Then, the problem (5) with given  $\eta$  is feasible if  $\eta \leq \eta^*$ , and is infeasible if  $\eta > \eta^*$ . Thus, the feasibility of the problem has two opposite results depending on the value of  $\eta$ . In this regard, the bisection search method [23], which consists of iteratively bisecting the interval and selecting the sub-interval that contains the optimal solution, can be conducted to find the optimal  $\eta^*$ . Specifically, the sub-interval with larger values of  $\eta$  is selected if the problem (5) with the bisected  $\eta$  is feasible and the sub-interval with smaller values of  $\eta$  is selected otherwise. In what follows, we focus on checking the feasibility of the problem (5) with given  $\eta$ , the problem of which is formulated as

$$\text{Find } \mathbf{t}_o, \mathbf{t}_c, \mathbf{f}, \mathbf{p}, \boldsymbol{\pi} \quad (6)$$

$$\text{s.t. } (4e) - (4h), (4k) - (4n), (5b).$$

Since MEC allocation and channel allocation have been performed, the above feasibility-check problem can be decomposed into  $M$  subproblems, each for an MEC server and its associated devices on allocated channels. Let  $\mathcal{K}_m$  denote the set of devices associated with MEC $_m$ . Then, the feasibility-check subproblem for MEC $_m$  is formulated as

$$\text{Find } \mathbf{t}_m, \mathbf{f}_m, \mathbf{p}_m, \boldsymbol{\pi}_m \quad (7a)$$

$$\text{s.t. } p_{k,1} + p_{k,2} \leq P_k, \forall k \in \mathcal{K}_m, \quad (7b)$$

$$r_k \geq \eta, \forall k \in \mathcal{K}_m, \quad (7c)$$

$$\sum_{k \in \mathcal{K}_m} f_k \leq F_m, \quad (7d)$$

$$\frac{r_k T}{f_k} \leq t_{m,c}, \forall k \in \mathcal{K}_m, \quad (7e)$$

$$t_{m,o} + t_{m,c} \leq T, \quad (7f)$$

$$t_{m,o} \geq 0, t_{m,c} \geq 0, \quad (7g)$$

$$f_k \geq 0, \forall k \in \mathcal{K}_m, \quad (7h)$$

$$p_{k,i} \geq 0, \forall k \in \mathcal{K}_m, \forall i, \quad (7i)$$

$$\boldsymbol{\pi}_m \in \Pi_m, \quad (7j)$$

where  $\mathbf{t}_m = \{t_{m,o}, t_{m,c}\}$ ,  $\mathbf{f}_m = \{f_k, \forall k \in \mathcal{K}_m\}$ ,  $\mathbf{p}_m = \{p_{k,i}, \forall k \in \mathcal{K}_m, \forall i\}$ ,  $\boldsymbol{\pi}_m = \{\pi_{k,i}, \forall k \in \mathcal{K}_m, \forall i\}$  is the SIC decoding order of the devices associated with MEC $_m$ ,  $\Pi_m$  is the set of all possible SIC decoding orders of all  $2|\mathcal{K}_m|$  sub-messages from  $|\mathcal{K}_m|$  devices,  $r_k = \frac{t_{m,o}}{T} \sum_{n \in \mathcal{N}} \sum_{i=1}^2 \beta_{n,k} r_{m,n,k,i}$ , and  $r_{m,n,k,i}$  is rewritten as

$$r_{m,n,k,i} = B \log_2 \left( 1 + \frac{h_{m,n,k} p_{k,i}}{\sigma^2 B + \sum_{(k',i') \in \mathcal{S}_{m,n,k,i}} h_{m,n,k'} p_{k',i'}} \right), \quad (8)$$

where  $\mathcal{S}_{m,n,k,i}$  is rewritten as  $\mathcal{S}_{m,n,k,i} = \{(k',i') | \beta_{n,k'} = \beta_{n,k}, \pi_{k',i'} > \pi_{k,i}, \forall k' \in \mathcal{K}_m, \forall i'\}$  which represents the set

of sub-messages that are decoded after sub-message  $s_{k,i}$  at the MEC server MEC $_m$  on the same channel. Note that if all the  $M$  feasibility-check subproblems are feasible, then the problem (5) with given  $\eta$  is feasible; otherwise, the problem (5) with given  $\eta$  is infeasible.

To solve the problem (7), the properties of the constraints with the feasible solution are first presented.

**Proposition 1:** The constraint (7e) can be satisfied with equality by the feasible solution to the problem (7), i.e.,  $\frac{r_k T}{f_k} = t_{m,c}, \forall k \in \mathcal{K}_m$ .

*Proof:* If for a  $k' \in \mathcal{K}_m$ , we have  $\frac{r_{k'} T}{f_{k'}} < t_{m,c}$ . Then, we can decrease  $f_{k'}$  until  $f_{k'}^* = \frac{r_{k'}^* T}{t_{m,c}^*}$ , such that the constraints of the problem (7) are still satisfied. ■

Proposition 1 means that the computing frequency of the MEC server allocated to each device shall be just enough to compute the offloaded data.

**Proposition 2:** The constraint (7f) can be satisfied with equality by the feasible solution to the problem (7), i.e.,  $t_{m,o} + t_{m,c} = T$ .

*Proof:* If for a  $m$ , we have  $t_{m,o} + t_{m,c} < T$ . Then,  $t_{m,c}$  can be increased until  $t_{m,o} + t_{m,c} = T$ , such that the constraints of the problem (7) are still satisfied. ■

Proposition 2 indicates that the time resource shall be fully utilized, i.e., the time allocated for computing the offload data shall last until the end of the considered time. From Proposition 1 and Proposition 2, the feasible solution to the problem (7) can satisfy

$$f_k = \frac{r_k T}{T - t_{m,o}}, \forall k \in \mathcal{K}_m, \quad (9)$$

$$t_{m,c} = T - t_{m,o}. \quad (10)$$

By inserting (9) and (10) into the problem (7), we get

$$\text{Find } t_{m,o}, \mathbf{p}_m, \boldsymbol{\pi}_m \quad (11a)$$

$$\text{s.t. } t_{m,o} \geq \max_{k \in \mathcal{K}_m} \frac{T \eta}{\sum_{n \in \mathcal{N}} \sum_{i=1}^2 \beta_{n,k} r_{m,n,k,i}}, \quad (11b)$$

$$t_{m,o} \leq \frac{TF_m}{F_m + \sum_{k \in \mathcal{K}_m} \sum_{n \in \mathcal{N}} \sum_{i=1}^2 \beta_{n,k} r_{m,n,k,i}}, \quad (11c)$$

$$(7b), (7i), (7j).$$

Since we only need to find a feasible solution to the problem (11), a feasible  $t_{m,o}$  can take any value within the feasible region, and we choose its maximum allowable value as its feasible value, i.e.

$$t_{m,o} = \frac{TF_m}{F_m + \sum_{k \in \mathcal{K}_m} \sum_{n \in \mathcal{N}} \sum_{i=1}^2 \beta_{n,k} r_{m,n,k,i}}. \quad (12)$$

The expression of  $t_{m,o}$  in (12) implies that the time required for data offloading increases as  $F_m$  increases. The reason for this is that a higher total computing frequency can reduce the time needed for computing at the MEC server and leave more time for data offloading. The expression in (12) also implies that the data offloading time is a decreasing function of the computation offloading rate. This is expected since a higher computation offloading rate can let the device offload the data more quickly with a given amount of offloaded data.

By substituting (12) into (9) and (10), we get

$$f_k = \frac{F_m \sum_{n \in \mathcal{N}} \sum_{i=1}^2 \beta_{n,k} r_{m,n,k,i}}{\sum_{k \in \mathcal{K}_m} \sum_{n \in \mathcal{N}} \sum_{i=1}^2 \beta_{n,k} r_{m,n,k,i}}, \forall k \in \mathcal{K}_m, \quad (13)$$

$$t_{m,c} = \frac{T \sum_{k \in \mathcal{K}_m} \sum_{n \in \mathcal{N}} \sum_{i=1}^2 \beta_{n,k} r_{m,n,k,i}}{F_m + \sum_{k \in \mathcal{K}_m} \sum_{n \in \mathcal{N}} \sum_{i=1}^2 \beta_{n,k} r_{m,n,k,i}}. \quad (14)$$

The above expression in (13) indicates that the computing frequency allocated to the device is proportional to its computation offloading rate. This is due to the fact that a higher computation offloading rate can let the device offload more data to the MEC server, and this will require a higher computing frequency at the MEC server to compute the offloaded data. The above expression in (14) suggests that the time required for data computing increases as the computation offloading rate increases. This is because a higher computation offloading rate can let the device offload more data to the MEC server.

By inserting (12) into the problem (11), we have

$$\text{Find } \mathbf{p}_m, \boldsymbol{\pi}_m \quad (15a)$$

$$\begin{aligned} \text{s.t. } & F_m \sum_{n \in \mathcal{N}} \sum_{i=1}^2 \beta_{n,k} r_{m,n,k,i} - \eta \sum_{k' \in \mathcal{K}_m} \sum_{n \in \mathcal{N}} \sum_{i=1}^2 \beta_{n,k'} \\ & \times r_{m,n,k',i} \geq \eta F_m, \forall k \in \mathcal{K}_m, \quad (15b) \\ & (7b), (7i), (7j). \end{aligned}$$

The problem (15) is a non-convex mixed integer problem. To optimally solve the problem (15), an exhaustive search of  $\boldsymbol{\pi}_m$  shall be performed, where in each search the problem (15) under the given  $\boldsymbol{\pi}_m$  is solved. Due to the high complexity of the exhaustive search, we propose a particular SIC decoding order  $\boldsymbol{\pi}_m$ , and then optimize  $\mathbf{p}_m$  to find a feasible solution. Although  $\boldsymbol{\pi}_m$  and  $\mathbf{p}_m$  are usually coupled, we design  $\boldsymbol{\pi}_m$  independently to reduce the complexity, and will shown later in Section V that the proposed decoding order is near optimal and of low-complexity. Specifically, we propose to first decode all the sub-messages  $s_{k,1}, \forall k \in \mathcal{K}_m$  and then decode all the sub-messages  $s_{k,2}, \forall k \in \mathcal{K}_m$ , i.e.,  $\pi_{k,1} < \pi_{k',2}, \forall k \in \mathcal{K}_m, k' \in \mathcal{K}_m$ , where the SIC decoding order of the sub-messages  $s_{k,i}, \forall k \in \mathcal{K}_m$  for each  $i \in \{1, 2\}$  is proposed to be in the descending order of  $h_{m,n,k}$ , i.e.,  $\pi_{k,i} < \pi_{k',i}, \forall k \in \mathcal{K}_m, k' \in \mathcal{K}_m, k \neq k'$  for  $h_{m,n,k} > h_{m,n,k'}$ . The intuition of choosing such a SIC decoding order is that a sub-message with higher  $h_{m,n,k}$  will more likely cause higher residual interference to the sub-messages whose SIC decoding order is larger than this sub-messages, and thus decoding the sub-message with higher  $h_{m,n,k}$  first will highly likely reduce the residual interference caused to other sub-messages, while decoding all sub-messages  $s_{k,1}, \forall k$  prior to all sub-messages  $s_{k,2}, \forall k$  can effectively adjust the rate splitting between two sub-messages of each device, since it was shown that it is optimal to separate the two sub-messages in the case of two devices [17]. The proposed SIC decoding order also can let the device with inferior channel condition suffer less interference from other devices and thus improve the fairness among devices.

For the problem (15) of optimizing  $\mathbf{p}_m$  with given  $\boldsymbol{\pi}_m$ , it is a non-convex problem. For the convenience of later discussion,  $r_{m,n,k,i}$  is rewritten as

$$r_{m,n,k,i} = w_{m,n,k,i} - v_{m,n,k,i}, \quad (16)$$

where

$$w_{m,n,k,i} = B \log_2 \left( \sigma^2 B + \sum_{(k',i') \in \mathcal{S}_{m,n,k,i}} h_{m,n,k'} p_{k',i'} + h_{m,n,k} p_{k,i} \right) \quad (17)$$

$$v_{m,n,k,i} = B \log_2 \left( \sigma^2 B + \sum_{(k',i') \in \mathcal{S}_{m,n,k,i}} h_{m,n,k'} p_{k',i'} \right). \quad (18)$$

It can be easily verified that both  $w_{m,n,k,i}$  and  $v_{m,n,k,i}$  are concave with respect to  $\mathbf{p}_m$ . Based on  $w_{m,n,k,i}$  and  $v_{m,n,k,i}$ , the constraint (15b) in the problem (15) can be rewritten as

$$z_{m,k} - l_{m,k} \geq \eta F_m, \forall k \in \mathcal{K}_m, \quad (19)$$

where

$$\begin{aligned} z_{m,k} = & (F_m - \eta) \sum_{n \in \mathcal{N}} \sum_{i=1}^2 \beta_{n,k} w_{m,n,k,i} \\ & + \eta \sum_{k' \in \mathcal{K}_m, k' \neq k} \sum_{n \in \mathcal{N}} \sum_{i=1}^2 \beta_{n,k'} v_{m,n,k',i}, \quad (20) \end{aligned}$$

$$\begin{aligned} l_{m,k} = & (F_m - \eta) \sum_{n \in \mathcal{N}} \sum_{i=1}^2 \beta_{n,k} v_{m,n,k,i} \\ & + \eta \sum_{k' \in \mathcal{K}_m, k' \neq k} \sum_{n \in \mathcal{N}} \sum_{i=1}^2 \beta_{n,k'} w_{m,n,k',i}. \quad (21) \end{aligned}$$

It can be shown that  $F_m - \eta > 0$ , otherwise we will have  $z_{m,k} - l_{m,k} < 0$  as can be seen from (15b). Thus, both  $z_{m,k}$  and  $l_{m,k}$  are concave functions of  $\mathbf{p}_m$ . Moreover, it can be easily shown that the constraint (19) is equivalent to

$$\min_{k \in \mathcal{K}_m} z_{m,k} - l_{m,k} \geq \eta F_m. \quad (22)$$

Thus, the problem (15) of optimizing  $\mathbf{p}_m$  with given  $\boldsymbol{\pi}_m$  is re-expressed as

$$\begin{aligned} \text{Find } & \mathbf{p}_m \quad (23) \\ \text{s.t. } & (7b), (7i), (22). \end{aligned}$$

Since the problem (23) is feasible if and only if the constraint (22) can be satisfied, the problem (23) can be reformulated as the following problem of maximizing the left-hand-side of the constraint (22) as given by

$$\begin{aligned} \max_{\mathbf{p}_m} \min_{k \in \mathcal{K}_m} & z_{m,k} - l_{m,k} \quad (24) \\ \text{s.t. } & (7b), (7i), \end{aligned}$$

Note that the problem (23) is feasible if and only if the optimal objective function value in (24) is not smaller than  $\eta F_m$ . Since

the objective function in (24) is in the form of the difference of two concave functions and the constraints are linear, the problem (24) is non-convex and its optimal solution is still hard to find. Hence, we resort to the SCA method to solve the problem (24) suboptimally in an iterative manner. The main idea of the SCA method is to iteratively approximate the non-convex problem as a convex problem and solve the approximate convex problem until the solution converges. For the problem (24), since its objective function is in the form of the difference of two concave functions, we can approximate the latter concave function with a linear function based on the first-order Taylor series expansion. Specifically, let  $\mathbf{p}_m^{(t)}$  denote the solution in the  $t$ -th iteration. Then, given  $\mathbf{p}_m^{(t-1)}$  derived in the  $(t-1)$ -th iteration, the  $v_{m,n,k,i}$  in  $l_{m,k}$  is approximated using the first-order Taylor series expansion as

$$\hat{v}_{m,n,k,i} = v_{m,n,k,i}^{(t-1)} + \frac{\partial v_{m,n,k,i}^{(t-1)}}{\partial \mathbf{p}_m} (\mathbf{p}_m - \mathbf{p}_m^{(t-1)}), \quad (25)$$

where  $v_{m,n,k,i}^{(t-1)}$  and  $\frac{\partial v_{m,n,k,i}^{(t-1)}}{\partial \mathbf{p}_m}$  are the values of  $v_{m,n,k,i}$  and  $\frac{\partial v_{m,n,k,i}}{\partial \mathbf{p}_m}$  with  $\mathbf{p}_m = \mathbf{p}_m^{(t-1)}$ , respectively. The  $\frac{\partial v_{m,n,k,i}}{\partial \mathbf{p}_m} = \left\{ \frac{\partial v_{m,n,k,i}}{\partial p_{k',i'}}, \forall k' \in \mathcal{K}_m, \forall i' \right\}$  can be obtained as (26). Meanwhile,  $w_{m,n,k',i}, \forall k' \in \mathcal{K}_m, k' \neq k$  in  $l_{m,k}$  is also approximated using the first-order Taylor series expansion as

$$\hat{w}_{m,n,k',i} = w_{m,n,k',i}^{(t-1)} + \frac{\partial w_{m,n,k',i}^{(t-1)}}{\partial \mathbf{p}_m} (\mathbf{p}_m - \mathbf{p}_m^{(t-1)}), \quad (27)$$

where  $w_{m,n,k',i}^{(t-1)}$  and  $\frac{\partial w_{m,n,k',i}^{(t-1)}}{\partial \mathbf{p}_m}$  are the values of  $w_{m,n,k',i}$  and  $\frac{\partial w_{m,n,k',i}}{\partial \mathbf{p}_m}$  with  $\mathbf{p}_m = \mathbf{p}_m^{(t-1)}$ , respectively. The  $\frac{\partial w_{m,n,k',i}}{\partial \mathbf{p}_m} = \left\{ \frac{\partial w_{m,n,k',i}}{\partial p_{k'',i''}}, \forall k'' \in \mathcal{K}_m, i'' \right\}$  can be obtained as given by (28). Thus, the problem (24) in the  $(t-1)$ -th iteration is approximated as

$$\max \min_{k \in \mathcal{K}_m} z_{m,k} - \hat{l}_{m,k} \quad (29a)$$

$$\text{s.t. (7b), (7i),}$$

$$\text{o.v. } \mathbf{p}_m, \quad (29b)$$

where  $\hat{l}_{m,k}$  is given by (21) with  $v_{m,n,k,i}$  replaced by  $\hat{v}_{m,n,k,i}$  in (25) and  $w_{m,n,k',i}$  replaced with  $\hat{w}_{m,n,k',i}$  in (27). Since both  $w_{m,n,k,i}$  and  $v_{m,n,k,i}$  are concave functions,  $z_{m,k} - \hat{l}_{m,k}$  is concave, and its pointwise minimum function  $\min_{k \in \mathcal{K}_m} z_{m,k} - \hat{l}_{m,k}$  is also concave [23]. Thus, the problem (29) is a convex problem and can be solved efficiently by CVX [24].

The proposed algorithm is summarized in Algorithm 2. Note that although the SCA method has been used in existing works [12], [13], [15], [18], we use the SCA method to optimize the power allocation in uplink RSMA considering the max-min fairness among multiple devices, whereas [12], [13], [15] optimized the resource allocation in downlink RSMA and [18] optimized the power allocation of only two devices in uplink RSMA without considering the fairness among them.

---

**Algorithm 2** Proposed algorithm based on the bisection search method and the SCA method for optimizing  $\mathbf{t}_o, \mathbf{t}_c, \mathbf{f}, \mathbf{p}$  and  $\boldsymbol{\pi}$  given  $\alpha$  and  $\beta$ .

---

- 1: Set  $\boldsymbol{\pi}_m$  as  $\pi_{k,1} < \pi_{k',2}, \forall k \in \mathcal{K}_m, k' \in \mathcal{K}_m$  and  $\pi_{k,i} < \pi_{k',i}, \forall k \in \mathcal{K}_m, k' \in \mathcal{K}_m, k \neq k'$  for  $h_{m,n,k} > h_{m,n,k'}$ .
  - 2: Initialize  $\eta_{min}$  and  $\eta_{max}$ .
  - 3: **repeat**
  - 4:    $\eta = \frac{\eta_{min} + \eta_{max}}{2}$ .
  - 5:   **for all**  $m$  such that  $m \in \mathcal{M}$  **do**
  - 6:     Initialize  $\mathbf{p}_m^{(0)}$  and  $t = 0$ .
  - 7:     **repeat**
  - 8:       Derive  $\mathbf{p}_m^{(t+1)}$  by solving the problem (29) with given  $\mathbf{p}_m^{(t)}$  using CVX.
  - 9:        $t = t + 1$ .
  - 10:      **until** the difference between  $\mathbf{p}_m^{(t+1)}$  and  $\mathbf{p}_m^{(t)}$  is within the desired accuracy.
  - 11:      Obtain  $t_{m,o}, f_k, \forall k \in \mathcal{K}_m$  and  $t_{m,c}$  from (12), (13) and (14), respectively.
  - 12:     **end for**
  - 13:     **if** the objective function value in (24) is not smaller than  $\eta F_m$  for all  $m \in \mathcal{M}$  **then**
  - 14:        $\eta_{min} = \eta$ .
  - 15:     **else**
  - 16:        $\eta_{max} = \eta$ .
  - 17:     **end if**
  - 18: **until**  $\eta$  converges.
  - 19: Output:  $\mathbf{t}_o, \mathbf{t}_c, \mathbf{f}, \mathbf{p}$  and  $\boldsymbol{\pi}$ .
- 

**Remark 1: Convergence analysis.** Since the bisection search method clearly converges, the convergence of the proposed algorithm in Algorithm 2 depends on the convergence behavior of the SCA method. Since the objective function value (24) is non-decreasing as the iteration continues in the SCA, and the constraints of the problem (24) are all satisfied in each iteration, the SCA method converges to a local optimal solution and the proposed algorithm converges.

**Remark 2: Complexity analysis.** The complexity of the bisection search method for obtaining  $\eta$  is  $\mathcal{O}(-\log_2 \varepsilon)$  [23], where  $\varepsilon$  is the error tolerance. For CVX, the complexity of solving the convex problem (29) is  $\mathcal{O}((2|\mathcal{K}_m|)^3)$  [23]. Let  $D$  denote the number of iterations for the SCA method to converge, which is independent of the number of devices. The total complexity of the proposed algorithm in Algorithm 2 is approximately  $\mathcal{O}(-D \sum_{m \in \mathcal{M}} (2|\mathcal{K}_m|)^3 \log_2 \varepsilon)$ .

#### IV. MEC SERVER ALLOCATION AND CHANNEL ALLOCATION USING MATCHING THEORY

This section investigates the MEC server allocation and channel allocation problem in the problem (4) with given  $\mathbf{t}_o, \mathbf{t}_c, \mathbf{f}, \mathbf{p}$  and  $\boldsymbol{\pi}$ . The problem is given by

$$\begin{aligned} \max_{\alpha, \beta} \min_{k \in \mathcal{K}} r_k \quad (30) \\ \text{s.t. (4b), (4c), (4d), (4i), (4j),} \end{aligned}$$

The problem (30) is a nonlinear integer programming problem, whose optimal solution can be obtained by the exhaustive

$$\frac{\partial v_{m,n,k,i}}{\partial p_{k',i'}} = \begin{cases} \frac{Bh_{m,n,k'}}{\left(\sigma^2 B + \sum_{(k'',i'') \in \mathcal{S}_{m,n,k,i}} h_{m,n,k''} p_{k'',i''}\right) \ln 2}, & (k',i') \in \mathcal{S}_{m,n,k,i}, \\ 0, & (k',i') \notin \mathcal{S}_{m,n,k,i}. \end{cases} \quad (26)$$

$$\frac{\partial w_{m,n,k',i}}{\partial p_{k'',i''}} = \begin{cases} \frac{Bh_{m,n,k''}}{\left(\sigma^2 B + \sum_{(k''',i''') \in \mathcal{S}_{m,n,k',i}} h_{m,n,k'''} p_{k''',i'''} + h_{m,n,k'} p_{k',i}\right) \ln 2}, & (k'',i'') \in \mathcal{S}_{m,n,k',i} \cup \{k',i\}, \\ 0, & (k'',i'') \notin \mathcal{S}_{m,n,k',i} \cup \{k',i\}. \end{cases} \quad (28)$$

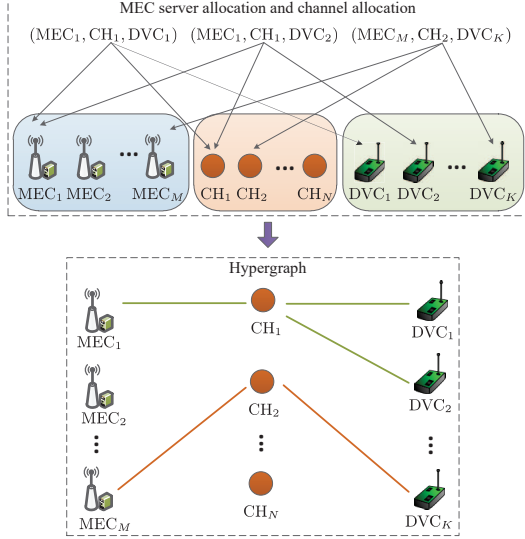


Fig. 2. Graphical expression of MEC server allocation and channel allocation.

search method. However, the complexity of the optimal solution is unbearable. Thus, a matching theory based algorithm is proposed to obtain a suboptimal solution. From the graphical point of view, the relationship among MEC servers, channels and devices is represented in the top part of Fig. 2. For convenience of later analysis, a hypergraph based representation is shown in the bottom part of Fig. 2, where lines in different colors represent different hyperedges. Generally speaking, hypergraph is a generalized graph, where a hyperedge consists of any subset of the vertices, whereas in a traditional graph, an edge connects two vertices. Specifically, in the considered hypergraph in Fig. 2, MEC servers, channels and devices are vertices, and a hyperedge consists of an MEC server, a channel and multiple devices, which means that the MEC server and the channel are allocated to the devices. Hence, the problem of MEC server allocation and channel allocation is transformed into a hypergraph matching problem [25].

As illustrated in Fig. 2, when  $MEC_m$ ,  $CH_n$  and  $DVC_k$ ,  $k \in \mathcal{K}_{m,n}$  are matched with each other, a hyperedge is formed, denoted by a matching triple  $(MEC_m, CH_n, (DVC_k, k \in \mathcal{K}_{m,n})) \subset \mathcal{M} \cup \mathcal{N} \cup \mathcal{K}$ , where  $\mathcal{K}_{m,n}$  is the set of devices allocated with MEC server  $MEC_m$  and channel  $CH_n$ . Since finding the optimal solution to the hypergraph matching problem is intractable, we propose a low-complexity suboptimal

algorithm by decomposing the problem into two simpler problems, i.e., the channel and device matching problem and the (channel, device) and MEC server matching problem. Specifically, allocating a channel to each device is considered in the channel and device matching problem, which is formulated as a one-to-many matching problem between channels and devices, i.e., one channel can be allocated to multiple devices. Then, allocating MEC servers to (channel, device) units is considered in the (channel, device) and MEC server matching problem, which is also formulated as a one-to-many matching problem. In what follows, we adopt matching theory to solve the two matching problems.

#### A. Preliminaries for Matching Theory

In a traditional two-sided matching, there are two finite and disjoint sets denoted by  $\mathcal{X} = \{x_1, \dots, x_A\}$  and  $\mathcal{Y} = \{y_1, \dots, y_B\}$ , respectively, where each element in the two sets has a preference list with respect to another set. In this paper, the preference can be the computation offloading rate, which represents the priorities of its selection among different candidates. Specifically, we denote  $y_1 \succ_{x_a} y_2$  if  $x_a$  prefers  $y_1$  to  $y_2$ . Due to the randomness of channel gains, any two candidates cannot achieve the same computation offloading rate and thus they can be compared to get a preferred one, which means that the complete ordering property is satisfied by the preference lists. In addition, it is easily shown that if  $y_1 \succ_{x_a} y_2$  and  $y_2 \succ_{x_a} y_3$ , then  $y_1 \succ_{x_a} y_3$ , which means that the transitive property is also satisfied by the preference list. Based on the above discussions, the following definition is presented.

**Definition 1:** Let  $\xi$  denote the one-to-many mapping between the set  $\mathcal{X}$  and set  $\mathcal{Y}$ . A mapping pair of  $x_a \in \mathcal{X}$  and  $y_b \in \mathcal{Y}$  is denoted as:

$$\bullet \xi_a \subseteq \mathcal{Y}; \xi_b \subseteq \mathcal{X}; |\xi_a| \leq C; |\xi_b| \leq 1; y_b \in \xi_a \Leftrightarrow x_a \in \xi_b,$$

where the first and the second conditions mean that the elements matched with  $x_a$  belong to set  $\mathcal{Y}$ , and the elements matched with  $y_b$  belong to set  $\mathcal{X}$ , respectively, the third and the fourth conditions define the maximum number of elements that can be matched with  $x_a$  and  $y_b$ , respectively, and the final condition means that if  $y_b$  is matched with  $x_a$ , then  $x_a$  is also matched with  $y_b$ . If the matching has externalities or peer effects where the gain from a matching pair depends on the matching of other players, the matching decisions will be dynamically affected by each other, and it is not straightforward to achieve a stable matching. Therefore, the concept of



swap matching is introduced to achieve the exchange stability of matching. Specifically, a swap matching is defined as  $\xi_a' = \{\xi \setminus \{(x_a, y_b'), (x_{a'}, y_b)\} \cup \{(x_a, y_b), (x_{a'}, y_b')\}\}$ , where  $\xi_a = y_b'$  and  $\xi_a' = y_b$ , and the two-sided exchange stability is defined as follows.

**Definition 2:** A matching  $\xi$  is two-sided exchange stable if and only if there does not exist a swap blocking pair  $(x_a, x_{a'})$  with  $y_b' = \xi_a$  and  $y_b = \xi_a'$ :

- $\forall X \in \{x_a, x_{a'}, y_b', y_b\}$ , the utility under matching  $\xi_a'$  is not smaller than that under matching  $\xi$ ;
- $\exists X \in \{x_a, x_{a'}, y_b', y_b\}$ , the utility under matching  $\xi_a'$  is larger than that under matching  $\xi$ ,

According to the above definition, a swap blocking pair means that the utility of players after swapping will not decrease, and at least one player's utility will increase. Therefore, exchange stability is achieved if no player can benefit from swapping without sacrificing other players' benefits.

### B. Channel Allocation Problem

Here, the channel allocation problem is reconstructed as a one-to-many matching problem. From (3), since the computation offloading rate of each device is related to the set of devices on the same channel associated with the same MEC server, each device considers not only which channel to match with but also other devices' decisions. Thus, the channel allocation problem is a one-to-many matching problem with externalities. Specifically, the preference of each device  $DVC_k$  over channel  $CH_n$  with a set of devices  $\mathcal{K}_n$  already allocated with channel  $CH_n$  is chosen as the MCOR over all MEC servers, which can be expressed as

$$\mathcal{P}_{k,n,\mathcal{K}_n} = \min_{m \in \mathcal{M}} \frac{t_{m,o}}{T} \sum_{i=1}^2 r_{m,n,k,i}, \quad (31)$$

where  $\mathcal{S}_{m,n,k,i}$  in  $r_{m,n,k,i}$  is re-expressed as

$$\mathcal{S}_{m,n,k,i} = \{(k', i') | k' \in \mathcal{K}_n, \pi_{k',i'} > \pi_{k,i}, \forall k', i'\}. \quad (32)$$

Then, the preference of each channel  $CH_n$  on a set of devices  $\mathcal{K}'_n$  with a set of devices  $\mathcal{K}_n$  already allocated with it is expressed as

$$\mathcal{P}_{\mathcal{K}'_n, n, \mathcal{K}_n} = \min_{k \in \mathcal{K}'_n} \mathcal{P}_{k,n,\mathcal{K}_n \cup \mathcal{K}'_n}. \quad (33)$$

Based on the above defined preferences, for a given  $DVC_k$ , any two channels  $CH_n$  and  $CH_{n'}$ , any two matchings  $\xi$  and  $\xi'$ , we have

$$(CH_n, \xi) \succ_{DVC_k} (CH_{n'}, \xi') \Leftrightarrow \mathcal{P}_{k,n,\mathcal{K}_n}(\xi) > \mathcal{P}_{k,n',\mathcal{K}_{n'}}(\xi'), \quad (34)$$

where  $\mathcal{P}_{k,n,\mathcal{K}_n}(\xi)$  is the preference of  $DVC_k$  over  $CH_n$  with a set of associated devices  $\mathcal{K}_n$  under the matching  $\xi$ . The above expression indicates that  $DVC_k$  prefers  $CH_n$  in  $\xi$  to  $CH_{n'}$  in  $\xi'$ . Similarly, for a given  $CH_n$ , any two sets of devices  $\mathcal{K}_1$  and  $\mathcal{K}_2$ , any two matchings  $\xi$  and  $\xi'$  with  $\mathcal{K}_1 = \xi_n$  and  $\mathcal{K}_2 = \xi'_n$ , we have

$$(\mathcal{K}_1, \xi) \succ_{CH_n} (\mathcal{K}_2, \xi') \Leftrightarrow \mathcal{P}_{\mathcal{K}_1, n, \mathcal{K}_n}(\xi) > \mathcal{P}_{\mathcal{K}_2, n, \mathcal{K}_n}(\xi'), \quad (35)$$

**Algorithm 3** Initial matching between channels and devices based on the Gale-Shapley algorithm.

- 1: Create a list of available devices for each  $CH_n, n \in \mathcal{N}$  denoted by  $\mathcal{A}_n = \mathcal{K}$ , and a list of associated devices for each  $CH_n, n \in \mathcal{N}$  denoted by  $\mathcal{K}_n = \emptyset$ .
- 2: **repeat**
- 3: Each  $DVC_k, k \in \mathcal{K}$  sets its preference list  $\mathcal{L}_{DVC_k}$  according to (31), and each  $CH_n, n \in \mathcal{N}$  sets its preference list  $\mathcal{L}_{CH_n}$  according to (33).
- 4: Each  $CH_n, n \in \mathcal{N}$  proposes itself to its headmost device in  $\mathcal{L}_{CH_n}$ .
- 5: Each  $DVC_k, k \in \mathcal{K}$  selects the most preferable channel in  $\mathcal{L}_{DVC_k}$  and rejects all the other channels.
- 6: Each  $CH_n, n \in \mathcal{N}$  updates  $\mathcal{K}_n$  and  $\mathcal{A}_n$  as follows: if the proposed device accepts the request, then add the device into the set  $\mathcal{K}_n$ ; if one device rejects the previous accepted request, then delete the device from the set  $\mathcal{K}_n$ ; delete the proposed device from the set  $\mathcal{A}_n$ .
- 7: **until** All  $\mathcal{A}_n$ 's are empty.
- 8: Output: A matching between channels and devices  $\xi$ .

**Algorithm 4** Swap matching between channels and devices.

- 1: Initialize the matching between channels and devices according to Algorithm 3 and denote it as  $\xi$ .
- 2: **repeat**
- 3: Search a pair of devices  $(DVC_k, DVC_{k'})$ .
- 4: **if**  $(DVC_k, DVC_{k'})$  is a swap blocking pair of the current matching  $\xi$  **then**
- 5: Update  $\xi$  as  $\xi_k^k$ .
- 6: **end if**
- 7: **until** No swap blocking pair is found.
- 8: For all  $n \in \mathcal{N}$  and  $k \in \mathcal{K}$ , set  $\beta_{n,k} = 1$  if  $CH_n$  matches with  $DVC_k$ , and set  $\beta_{n,k} = 0$  otherwise.
- 9: Output:  $\beta$ .

which means that  $CH_n$  prefers the set of devices  $\mathcal{K}_1$  to  $\mathcal{K}_2$  only when higher MCOR can be achieved on  $CH_n$  from  $\mathcal{K}_1$  than that from  $\mathcal{K}_2$ .

For performing channel allocation, the Gale-Shapley algorithm [26] is utilized to construct an initial matching, as shown in Algorithm 3. Specifically, the algorithm consists of the request and the response phases. In the request phase, all the channels simultaneously request the most preferred device that they were not rejected by. Then, in the response phase, each device that is requested by more than one channel chooses the most preferred one and rejects all the others. Each channel then updates the list of associated devices if the device accepts the request and removes the device from the list of available devices. The request and response phases continue until all lists of available devices are empty.

Then, the swap operation is performed to further increase the MCOR and achieve the exchange stability, as shown in Algorithm 4. Specifically, a swap blocking pair is iteratively searched and the swap matching is updated until the two-sided exchange stability is achieved.

### C. MEC Server Allocation Problem

After allocating channels to devices, we then assign MEC servers to (channel, device) units. Note that one MEC server can be allocated to multiple (channel, device) units, as long as the total computing frequency at the MEC server is enough to support the total computing frequency required by these devices. Note also that the computation offloading rate of each (channel, device) unit at each MEC server does not depend on the other (channel, device) units sharing the same MEC server, since the computing frequency required by each device is given. Thus, different from the channel allocation problem, the MEC server allocation problem is a one-to-many matching problem without externalities.

Similar to Section IV-B, the preference of  $(\text{CH}_n, (\text{DVC}_k, k \in \mathcal{K}_n))$  on  $\text{MEC}_m$  is formulated as the MCOR among all associated devices, which is

$$\mathcal{P}_{m,n,\mathcal{K}_n} = \frac{t_{m,o}}{T} \min_{k \in \mathcal{K}_n} \sum_{i=1}^2 r_{m,n,k,i}, \quad (36)$$

where  $\mathcal{S}_{m,n,k,i}$  in  $r_{m,n,k,i}$  is given by (32). Note that the preference of each MEC server  $\text{MEC}_m$  on  $(\text{CH}_n, (\text{DVC}_k, k \in \mathcal{K}_n))$  is also given by  $\mathcal{P}_{m,n,\mathcal{K}_n}$ . Based on the defined preference in (36), for a given  $(\text{CH}_n, (\text{DVC}_k, k \in \mathcal{K}_n))$ , any two MEC servers  $\text{MEC}_m$  and  $\text{MEC}_{m'}$ , any two matchings  $\xi$  and  $\xi'$ , we have the following relationships:

$$\begin{aligned} (\text{MEC}_m, \xi) \succ_{(\text{CH}_n, (\text{DVC}_k, k \in \mathcal{K}_n))} (\text{MEC}_{m'}, \xi') \\ \Leftrightarrow \mathcal{P}_{m,n,\mathcal{K}_n}(\xi) > \mathcal{P}_{m',n,\mathcal{K}_n}(\xi'), \end{aligned} \quad (37)$$

which means that  $(\text{CH}_n, (\text{DVC}_k, k \in \mathcal{K}_n))$  prefers  $\text{MEC}_m$  in  $\xi$  to  $\text{MEC}_{m'}$  in  $\xi'$ . Similarly, for a given MEC server  $\text{MEC}_m$ , any two units  $(\text{CH}_n, (\text{DVC}_k, k \in \mathcal{K}_n))$  and  $(\text{CH}_{n'}, (\text{DVC}_k, k \in \mathcal{K}_{n'}))$ , any two matchings  $\xi$  and  $\xi'$  with  $\mathcal{K}_n = \xi_m$  and  $\mathcal{K}_{n'} = \xi'_m$ , we have

$$\begin{aligned} ((\text{CH}_n, (\text{DVC}_k, k \in \mathcal{K}_n)), \xi) \succ_{\text{MEC}_m} ((\text{CH}_{n'}, (\text{DVC}_k, \\ k \in \mathcal{K}_{n'})), \xi') \Leftrightarrow \mathcal{P}_{m,n,\mathcal{K}_n}(\xi) > \mathcal{P}_{m,n',\mathcal{K}_{n'}}(\xi'). \end{aligned} \quad (38)$$

The above expression indicates that  $\text{MEC}_m$  prefers  $(\text{CH}_n, (\text{DVC}_k, k \in \mathcal{K}_n))$  to  $(\text{CH}_{n'}, (\text{DVC}_k, k \in \mathcal{K}_{n'}))$  only when higher MCOR can be achieved from  $(\text{CH}_n, (\text{DVC}_k, k \in \mathcal{K}_n))$  than that from  $(\text{CH}_{n'}, (\text{DVC}_k, k \in \mathcal{K}_{n'}))$ .

Based on the constructed preference lists, the Gale-Shapley algorithm is adopted to achieve a stable matching between (channel, device) units and MEC servers, as shown in Algorithm 5. Specifically, all the MEC servers simultaneously propose to the most preferred (channel, device) unit based on the preference lists. Then, each (channel, device) unit accepts the most preferred MEC server and rejects all the others. The algorithm terminates when all (channel, device) units are matched to the MEC servers.

### D. Complexity Analysis

The complexity of Algorithm 3 executed in step 1 of Algorithm 4 mainly depends on the number of matching procedures. Since the number of devices is  $K$  and the number of channels is  $N$ , the number of matching procedures in Algorithm 3 is in the order  $\mathcal{O}(KN)$ . Meanwhile, the complexity

---

**Algorithm 5** Stable matching between (channel, device) units and MEC servers based on the Gale-Shapley algorithm.

---

- 1: Create a list of available (channel, device) units for each  $\text{MEC}_m, m \in \mathcal{M}$  denoted by  $\mathcal{A}_m$ , where each device in  $\mathcal{A}_m$  satisfies  $f_k \leq F_m$ , and a list of associated (channel, device) units for each  $\text{MEC}_m, m \in \mathcal{M}$  denoted by  $\mathcal{B}_m = \emptyset$ .
  - 2: **repeat**
  - 3: Each  $(\text{CH}_n, (\text{DVC}_k, k \in \mathcal{K}_n)), n \in \mathcal{N}$  sets its preference list  $\mathcal{L}_n$  according to (36), and each  $\text{MEC}_m, m \in \mathcal{M}$  sets its preference list  $\mathcal{L}_{\text{MEC}_m}$  according to (36).
  - 4: Each  $\text{MEC}_m, m \in \mathcal{M}$  proposes itself to its headmost  $(\text{CH}_n, (\text{DVC}_k, k \in \mathcal{K}_n))$  in  $\mathcal{L}_{\text{MEC}_m}$ .
  - 5: Each  $(\text{CH}_n, (\text{DVC}_k, k \in \mathcal{K}_n))$  selects the most preferable MEC server in  $\mathcal{L}_n$  and rejects all the other MEC servers.
  - 6: Each  $\text{MEC}_m, m \in \mathcal{M}$  updates  $\mathcal{A}_m$  and  $\mathcal{B}_m$  as follows: if the headmost (channel, device) unit in  $\mathcal{L}_{\text{MEC}_m}$  accepts the request, then add the (channel, device) unit into the set  $\mathcal{B}_m$ ; if one (channel, device) unit rejects the previous accepted request, then delete the (channel, device) unit from the set  $\mathcal{B}_m$ ; delete the proposed (channel, device) unit from the set  $\mathcal{A}_m$ ; for each device  $k$  in  $\mathcal{A}_m$ , if it satisfies  $f_k > F_m - \sum_{k' \in \mathcal{B}_m} f_{k'}$ , then delete the (channel, device) unit from the set  $\mathcal{A}_m$ .
  - 7: **until** All  $\mathcal{A}_m$ 's are empty.
  - 8: For all  $m \in \mathcal{M}$  and  $k \in \mathcal{K}$ , set  $\alpha_{m,k} = 1$  if  $\text{MEC}_m$  matches with  $\text{DVC}_k$ , and set  $\alpha_{m,k} = 0$  otherwise.
  - 9: Output:  $\alpha$ .
- 

of the remaining steps of Algorithm 4 mainly depends on the number of swapping procedures, which is in the order  $\mathcal{O}(K^2)$ . Thus, the complexity of Algorithm 4 for channel allocation is  $\mathcal{O}(KN + K^2)$ . In addition, since the number of matching procedures in Algorithm 5 is in the order  $\mathcal{O}(MN)$ , the complexity of Algorithm 5 is  $\mathcal{O}(MN)$ . Therefore, the total complexity of the proposed algorithm for MEC server allocation and channel allocation is  $\mathcal{O}(KN + K^2 + MN)$ .

## V. SIMULATION RESULTS

In this section, we provide simulation results to confirm the effectiveness of the proposed algorithm. Unless otherwise noted, system parameters during simulation are set as follows: The number of MEC servers is  $M = 3$ , the number of channels is  $N = 3$  and the number of devices is  $K = 9$ ; A 2D topology is assumed, where both the devices and MEC servers are randomly distributed around the origin point within the distance 0.5 km; the channels are assumed to follow Rayleigh fading, where the channel gain  $h_{m,n,k}$  is modeled as  $h_{m,n,k} = \bar{h}_{m,k} \hat{h}_{m,n,k}$ , where  $\bar{h}_{m,k}$  is the mean value of  $h_{m,n,k}$  which corresponds to path loss modeled as  $128.1 + 37.6 \log_{10}(d)$  in dB [27], where  $d$  is the distance in km, and  $\hat{h}_{m,n,k}$  is an exponentially distributed random variable with unit mean; In addition,  $T = 1$  s,  $B = 1$  MHz;  $\sigma^2 = -174$  dBm/Hz,  $P_k = 20$  dBm, and  $F_m = 20$  Mbps. All results are obtained from 100 independent simulation runs.

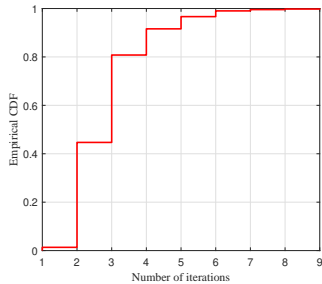


Fig. 3. CDF of the number of iterations of the SCA method in Algorithm 2.

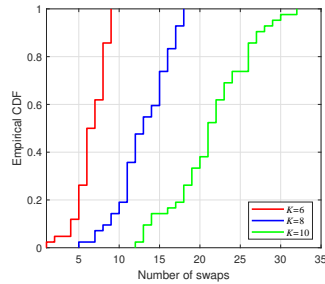


Fig. 4. CDF of the number of swaps in Algorithm 4.

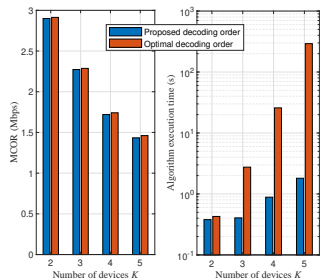


Fig. 5. Comparison with the optimal decoding order.

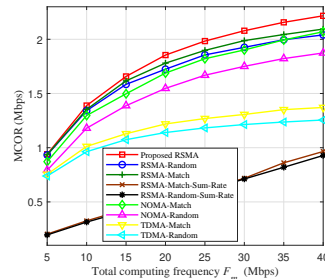


Fig. 6. MCOR against  $F_m$ .

Fig. 3 plots the empirical cumulative distribution function (CDF) of the number of iterations of the SCA method in Algorithm 2. It is shown that over 40% and 90% of the iterations converge within 3 and 5 iterations, respectively. These results indicate that the proposed algorithm is of high efficiency in terms of convergence speed and can be practically implemented. In Fig. 4, we plot the CDF of the number of swap operations for the swap matching process in Algorithm 4 under different numbers of devices. It is shown that the proposed swap matching algorithm converges in only several swap operations. It is also shown that the required number of swap operations increases as the number of devices increases. This is due to the fact that a higher number of devices increases the probability of the existence of swap blocking pairs.

Fig. 5 compares the proposed decoding order in Algorithm 2 in Section III with the optimal decoding order obtained from an exhaustive search, where  $M = 1$  and  $N = 1$ . It is shown that the proposed decoding order achieves slightly lower MCOR than the optimal one, while a significantly lower algorithm execution time is achieved especially when the number of devices is large. This demonstrates that the proposed decoding order is effective, i.e., it is of low-complexity and close to optimal.

In what follows, since no current work has investigated the system model considered in this paper, we design some benchmark algorithms for comparison. In addition, algorithms designed in existing works are also revised to suit the system model and are adopted as benchmark algorithms. The benchmark algorithms are given as follows:

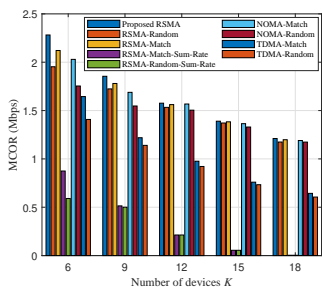
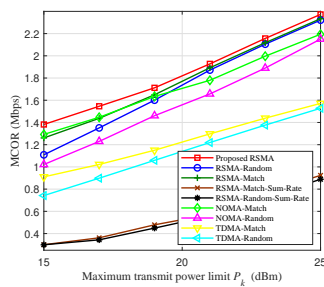
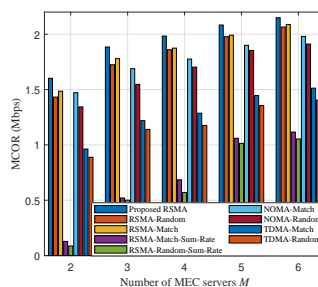
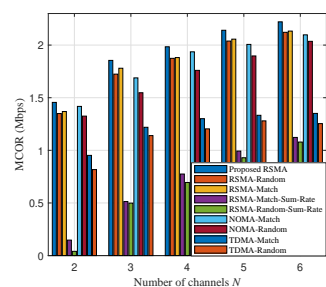
- RSMA-Random: The power allocation and the SIC decoding order are optimized according to [17] with ab-

solute proportional fairness, the time allocation and the computing frequency allocation are optimized as given by (12), (13) and (14), and the channels and the MEC servers are randomly allocated.

- RSMA-Match: Both the channel allocation and the MEC server allocation are performed using the algorithm in [28] to maximize the sum rate, while the remaining optimization variables are optimized according to the proposed algorithm.
- RSMA-Match-Sum-Rate: In this algorithm, the optimization of the power allocation and the SIC decoding order is performed to maximize the sum rate without considering the proportional fairness [17], while the optimization of the remaining variables is the same as RSMA-Match.
- RSMA-Random-Sum-Rate: This algorithm is similar to RSMA-Random except that the power allocation and the SIC decoding order are designed to maximize the sum rate without considering the proportional fairness [17].
- NOMA-Match: The channel allocation and the MEC server allocation are performed using the proposed matching theory based algorithm in Section IV, the SIC decoding orders of all the devices are in the descending order of channel gain  $h_{m,n,k}$  [29], the power allocation is performed according to [11], and the time allocation and the computing frequency allocation are optimized following the expressions (12), (13) and (14).
- NOMA-Random: This algorithm is similar to NOMA-Match except that the channels and the MEC servers are randomly allocated.
- TDMA-Match: The channel allocation and the MEC server allocation are performed as in Section IV, while the procedures for the time allocation and computing frequency allocation are optimized to maximize the MCOR.
- TDMA-Random: This algorithm is similar to TDMA-Match except that the channel allocation and the MEC server allocation are randomly performed.

Fig. 6 shows the MCOR under various values of total computing frequency  $F_m$  of MEC servers. It is seen that the MCOR increases as  $F_m$  increases. This is because a higher computing frequency can let the devices offload their task data to more proper MEC servers with a higher computation offloading rate, while a lower computing frequency leads to offloading data to inferior MEC servers whose computing frequency may be abundant. Compared to the benchmark algorithms based on NOMA and TDMA, the proposed algorithm is shown to achieve a higher MCOR. It is also shown that the proposed algorithm outperforms the benchmark algorithms based on RSMA, particularly when  $F_m$  is large. This is because compared to random allocation of MEC servers in the benchmark algorithms based on RSMA, choosing proper MEC servers by the proposed algorithm can let more data be computed at the MEC servers, while compared to random allocation of channels in the benchmark algorithms based on RSMA, selecting proper channels by the proposed algorithm can let the devices offload more data to the MEC servers.

From Fig. 6, RSMA-Match-Sum-Rate and RSMA-Random-Sum-Rate are shown to significantly underperform other algo-

Fig. 7. MCOR against  $K$ .Fig. 8. MCOR against  $P_k$ .Fig. 9. MCOR against  $M$ .Fig. 10. MCOR against  $N$ .

gorithms. This is because both algorithms targets at maximizing the sum rate and does not consider the device fairness, and this will lead to the devices with inferior channel conditions being allocated with fewer resources and the devices with superior channel conditions being allocated with more resources such that the sum rate can be improved. In addition, it is shown that the superiority of the proposed algorithm compared to the benchmark algorithms is more obvious when  $F_m$  is larger. This indicates that the proposed algorithm is preferred when the total computing frequency at the MEC servers is larger.

Fig. 7 shows the MCOR under various values of the number of devices  $K$ . It is seen that as  $K$  increases, the MCOR decreases. The reasons are mainly three-fold. First, more devices will lead to a higher chance of having a device with inferior channel conditions. Second, the interference among devices is higher with more devices sharing the same channel. Third, each device will be allocated with a lower computing frequency when more devices offload their task data to the same MEC server. It is interesting to see that both RSMA-Match-Sum-Rate and RSMA-Random-Sum-Rate achieve almost zero MCOR when  $K$  is very large. This is due to the fact that a higher  $K$  will lead to a higher probability of having a device with very poor channel condition such that almost no resource will be allocated to it if fairness is not considered. It is also shown that as  $K$  increases, the differences between the proposed algorithm and RSMA-Random/RSMA-Match, between NOMA-Match and NOMA-Random, and between TDMA-Match and TDMA-Random get smaller. This is because when  $K$  increases, it is more likely to have a device with too poor channel condition such that its computation offloading rate cannot be improved no matter which channel or which MEC server is allocated.

Furthermore, it is shown from Fig. 7 that the proposed algorithm outperforms NOMA-Match, and the performance gap is obvious when  $K$  is small while it is small when  $K$  is large. This phenomenon is consistent with findings in existing works such as [30]. The reason for this may be that when the number of devices is large, it is highly likely to have more devices with poor channel condition such that splitting the messages of these devices for controlling the interference among them will be ineffective in improving the MCOR. Besides, the algorithms based on RSMA and NOMA outperform the algorithms based on TDMA and the improvement is more obvious when  $K$  is larger. The results from Fig. 7 imply that the proposed algorithm is particularly preferred when the

number of devices is small. It is worth noting that in practical scenarios, due to the complex SIC operation, the number of devices sharing the same orthogonal channel in RSMA or NOMA is usually small, which indicates that the proposed algorithm is useful for practical implementation.

Fig. 8 shows the MCOR under various values of maximum transmit power of devices  $P_k$ . It is seen that the MCOR increases as  $P_k$  increases. It is also seen that with the increase of  $P_k$ , the differences between the proposed algorithm and RSMA-Random/RSMA-Match, between NOMA-Match and NOMA-Random, and between TDMA-Match and TDMA-Random decrease. This may be because in the higher transmit power region, the interference among devices gets worse and the system performance is restricted more by the interference among devices, while the effects of selecting proper channels and MEC servers get weaker. Furthermore, it is seen the proposed algorithm outperforms all the benchmark algorithms, and such performance improvement always holds when  $P_k$  varies. Particularly, it is seen that the differences between the proposed algorithm and NOMA-Match, and between RSMA-Random and NOMA-Random are relatively more obvious when  $P_k$  is larger. The above results from Fig. 8 suggest that the proposed algorithm is more favored when the maximum transmit power of devices is larger. It is noted that although RSMA works better than NOMA especially when  $P_k$  is large, the improvement of RSMA under small  $P_k$  is still acceptable.

Fig. 9 shows the MCOR under various values of the number of MEC servers  $M$ . It is seen that as  $M$  increases, the MCOR increases. This is due to the fact that more MEC servers can let the devices choose more proper MEC servers with better channel conditions to achieve a higher computation offloading rate. In addition, the computing frequency allocated to each device may also be increased with a larger  $M$ , since the number of devices allocated to each MEC server may be decreased. It is also seen that the performance improvement caused by increasing  $M$  decreases as  $M$  increases. This is because when  $M$  is relatively large, as  $M$  increases further, the probability of having an MEC server with better channel condition is relatively low. In addition, it is shown that as  $M$  increases, the algorithms based on RSMA always achieve higher MCORs than the algorithms based on NOMA. This implies that RSMA works well under various values of the number of MEC servers.

Fig. 10 shows the MCOR under various values of the number of channels  $N$ . It is seen that the MCOR increases as

$N$  increases. The reasons for this are mainly three-fold. First, the number of devices within each RSMA or NOMA group can be decreased with a larger  $N$  such that the interference among devices can be reduced. Second, more channels can let the devices have more chances to experience better channel conditions. Third, more channels lead to more RSMA or NOMA groups such that the computing frequency can be more flexibly allocated to each device. It is also seen that the increase of the MCOR due to the increase of  $N$  slows down as  $N$  increases further. Furthermore, it is seen that the MCORs achieved by the algorithms based on RSMA are higher than those achieved by the algorithms based on NOMA and TDMA, and the rate improvement does not change as  $N$  increases. This indicates that the proposed algorithm based on RSMA is effective under various values of the number of channels.

## VI. CONCLUSIONS

In this paper, we investigate a MCOR maximization problem in an RSMA-assisted MEC system with multiple MEC servers, multiple channels and multiple IoT devices, where the channel allocation, the MEC server allocation, the time allocation, the computing frequency allocation, the transmit power allocation and the SIC decoding order are jointly optimized. To solve the problem, an efficient suboptimal algorithm is designed. The superiority of the proposed algorithm is verified by conducting simulations. It is demonstrated by simulation results that the proposed RSMA-assisted MEC system outperforms the NOMA and TDMA assisted MEC systems under various system setups. In particular, the impacts of some important system parameters such as the computing frequency of MEC servers, the maximum transmit power of devices, the number of devices, the number of MEC servers and the number of channels on the system performance are investigated thoroughly. We hope that our work can serve as a valuable reference and provide meaningful insights for the further theoretical, algorithmic, and systematic design of RSMA-assisted MEC systems.

## REFERENCES

- [1] F. Javed, M. K. Afzal, M. Sharif, and B.-S. Kim, "Internet of things (IoT) operating systems support, networking technologies, applications, and challenges: A comparative review," *IEEE Commun. Surveys Tuts.*, vol. 20, no. 3, pp. 2062–2100, 2018.
- [2] N. Abbas, Y. Zhang, A. Taherkordi, and T. Skeie, "Mobile edge computing: A survey," *IEEE Internet Things J.*, vol. 5, no. 1, pp. 450–465, 2018.
- [3] D. Xu and H. Zhu, "Sum-rate maximization of wireless powered primary users for cooperative CRNs: NOMA or TDMA at cognitive users?" *IEEE Trans. Commun.*, vol. 69, no. 7, pp. 4862–4876, 2021.
- [4] H. Zheng, K. Xiong, P. Fan, Z. Zhong, Z. Ding, and K. B. Letaief, "Achievable computation rate in NOMA-based wireless-powered networks assisted by multiple fog servers," *IEEE Internet Things J.*, vol. 8, no. 6, pp. 4802–4815, 2021.
- [5] Y. Mao, O. Dizdar, B. Clerckx, R. Schober, P. Popovski, and H. V. Poor, "Rate-splitting multiple access: Fundamentals, survey, and future research trends," *IEEE Commun. Surveys Tuts.*, vol. 24, no. 4, pp. 2073–2126, 2022.
- [6] Q. Gan, G. Li, W. He, Y. Zhao, Y. Song, and C. Xu, "Delay-minimization offloading scheme in multi-server MEC networks," *IEEE Wireless Commun. Lett.*, vol. 12, no. 6, pp. 1071–1075, 2023.
- [7] M. Wang, S. Shi, D. Zhang, C. Wu, and Y. Wang, "Joint computation offloading and resource allocation for MIMO-NOMA assisted multi-user mec systems," *IEEE Trans. Commun.*, vol. 71, no. 7, pp. 4360–4376, 2023.
- [8] B. Liu, C. Liu, M. Peng, Y. Liu, and S. Yan, "Resource allocation for non-orthogonal multiple access-enabled fog radio access networks," *IEEE Trans. Wireless Commun.*, vol. 19, no. 6, pp. 3867–3878, 2020.
- [9] X. Yu, F. Xu, J. Cai, X.-y. Dang, and K. Wang, "Computation efficiency optimization for millimeter-wave mobile edge computing networks with NOMA," *IEEE Trans. Mobile Comput.*, vol. 22, no. 8, pp. 4578–4593, 2023.
- [10] F. Fang, Y. Xu, Z. Ding, C. Shen, M. Peng, and G. K. Karagiannidis, "Optimal resource allocation for delay minimization in NOMA-MEC networks," *IEEE Trans. Commun.*, vol. 68, no. 12, pp. 7867–7881, 2020.
- [11] V. Kumar, M. F. Hanif, M. Juntti, and L.-N. Tran, "A Max-Min task offloading algorithm for mobile edge computing using non-orthogonal multiple access," *IEEE Trans. Veh. Technol.*, vol. 72, no. 9, pp. 12 332–12 337, 2023.
- [12] Z. Yang, M. Chen, W. Saad, and M. Shikh-Bahaei, "Optimization of rate allocation and power control for rate splitting multiple access (RSMA)," *IEEE Trans. Commun.*, vol. 69, no. 9, pp. 5988–6002, 2021.
- [13] G. Zhou, Y. Mao, and B. Clerckx, "Rate-splitting multiple access for multi-antenna downlink communication systems: Spectral and energy efficiency tradeoff," *IEEE Trans. Wireless Commun.*, vol. 21, no. 7, pp. 4816–4828, 2022.
- [14] J. Park, J. Choi, N. Lee, W. Shin, and H. V. Poor, "Rate-splitting multiple access for downlink MIMO: A generalized power iteration approach," *IEEE Trans. Wireless Commun.*, vol. 22, no. 3, pp. 1588–1603, 2023.
- [15] N. T. T. Van, N. C. Luong, S. Feng, V.-D. Nguyen, and D. I. Kim, "Evolutionary games for dynamic network resource selection in RSMA-enabled 6G networks," *IEEE J. Sel. Areas Commun.*, vol. 41, no. 5, pp. 1320–1335, 2023.
- [16] S. A. Tegos, P. D. Diamantoulakis, and G. K. Karagiannidis, "On the performance of uplink rate-splitting multiple access," *IEEE Commun. Lett.*, vol. 26, no. 3, pp. 523–527, 2022.
- [17] Z. Yang, M. Chen, W. Saad, W. Xu, and M. Shikh-Bahaei, "Sum-rate maximization of uplink rate splitting multiple access (RSMA) communication," *IEEE Trans. Mobile Comput.*, vol. 21, no. 07, pp. 2596–2609, 2022.
- [18] O. Abbasi and H. Yanikomeroglu, "Transmission scheme, detection and power allocation for uplink user cooperation with NOMA and RSMA," *IEEE Trans. Wireless Commun.*, vol. 22, no. 1, pp. 471–485, 2023.
- [19] R. Han, Y. Wen, L. Bai, J. Liu, and J. Choi, "Rate splitting on mobile edge computing for UAV-aided IoT systems," *IEEE Trans. Cogn. Commun. Netw.*, vol. 6, no. 4, pp. 1193–1203, 2020.
- [20] H. Liu, Y. Ye, Z. Bai, K. J. Kim, and T. A. Tsiftsis, "Rate splitting multiple access aided mobile edge computing in cognitive radio networks," in *Proc. IEEE International Conference on Communications Workshops (ICC Workshops)*. IEEE, 2022, pp. 598–603.
- [21] R.-J. Reifert *et al.*, "Rate-splitting and common message decoding in hybrid cloud/mobile edge computing networks," *IEEE J. Sel. Areas Commun.*, vol. 41, no. 5, pp. 1566–1583, 2023.
- [22] P. Chen, H. Liu, Y. Ye, L. Yang, K. J. Kim, and T. A. Tsiftsis, "Rate-splitting multiple access aided mobile edge computing with randomly deployed users," *IEEE J. Sel. Areas Commun.*, vol. 41, no. 5, pp. 1549–1565, 2023.
- [23] S. Boyd and L. Vandenberghe, *Convex Optimization*. Cambridge, U.K.: Cambridge Univ. Press, 2004.
- [24] M. Grant and S. Boyd, "CVX: Matlab software for disciplined convex programming, version 2.1," <http://cvxr.com/cvx>, Mar. 2014.
- [25] H. Zhang, L. Song, Y. Li, and G. Y. Li, "Hypergraph theory: Applications in 5G heterogeneous ultra-dense networks," *IEEE Commun. Mag.*, vol. 55, no. 12, pp. 70–76, 2017.
- [26] D. Gale and L. S. Shapley, "College admissions and the stability of marriage," *The American Mathematical Monthly*, vol. 69, no. 1, pp. 9–15, 1962.
- [27] "Further advancements for E-UTRA physical layer aspects (release 9)," 3GPP, TS 36.814 (V9.0.0), Mar. 2010.
- [28] A. Zakeri, M. Moltafet, and N. Mokari, "Joint radio resource allocation and SIC ordering in NOMA-based networks using submodularity and matching theory," *IEEE Trans. Veh. Technol.*, vol. 68, no. 10, pp. 9761–9773, 2019.
- [29] K. Wang, F. Fang, D. B. Da Costa, and Z. Ding, "Sub-channel scheduling, task assignment, and power allocation for OMA-based and NOMA-based MEC systems," *IEEE Trans. Commun.*, vol. 69, no. 4, pp. 2692–2708, 2021.
- [30] T. Li, H. Zhang, X. Zhou, and D. Yuan, "Full-duplex cooperative rate-splitting for multigroup multicast with SWIPT," *IEEE Trans. Wireless Commun.*, vol. 21, no. 6, pp. 4379–4393, 2022.