
Benchmarking Label Noise in Instance Segmentation: Spatial Noise Matters

Eden Grad*, Moshe Kimhi*[†], Lion Halika, Chaim Baskin

Technion – Israeli Institute of Technology

{edengrad, lion.halika}@campus.technion.ac.il

{moshekimhi, chaimbaskin}@cs.technion.ac.il

Abstract

Obtaining accurate labels for instance segmentation is particularly challenging due to the complex nature of the task. Each image necessitates multiple annotations, encompassing not only the object’s class but also its precise spatial boundaries. These requirements elevate the likelihood of errors and inconsistencies in both manual and automated annotation processes. By simulating different noise conditions, we provide a realistic scenario for assessing the robustness and generalization capabilities of instance segmentation models in different segmentation tasks, introducing **COCO-N** and **Cityscapes-N**. We also propose a benchmark for weakly annotation noise, dubbed **COCO-WAN**, which utilizes foundation models and weak annotations to simulate semi-automated annotation tools and their noisy labels. This study sheds light on the quality of segmentation masks produced by various models and challenges the efficacy of popular methods designed to address learning with label noise.

1 Introduction

Deep neural networks typically require meticulously annotated data for training. Extensive research has demonstrated that the quality of annotations significantly influences model performance [16, 34, 1, 8], reliability [4, 15], and robustness [10, 31, 30].

Instance segmentation is a critical task in computer vision, enabling precise identification and segmentation of individual objects within an image. This capability is fundamental for applications ranging from autonomous driving to medical image analysis, where accurate object boundaries are crucial. However, obtaining clean labels for training instance segmentation models can be both costly and time-intensive. Real-world datasets often exhibit noisy labels due to factors such as annotation ambiguity, human error, and biases from automated annotation tools. In the domain of instance segmentation, these noisy labels can significantly hinder model performance, resulting in imprecise object identification and segmentation boundaries.

While existing studies have primarily concentrated on addressing "class noise," which pertains to categorically mislabeled instances, they often overlook the spatial mask noise prevalent in many data annotations. For instance, injecting a symmetric class label noise of 20% degrades the segmentation mAP by 2.7, yet the masks retain high fidelity, resulting in Foreground-Background mAP to a reduction of 0.9.

A systematic study of the effects of label noise on segmentation models can provide insights into their robustness and resilience to inaccuracies in the training regime and could enable the development and validation of new algorithms and techniques specifically designed to handle noisy labels.

*Equal contribution.

[†]corresponding author

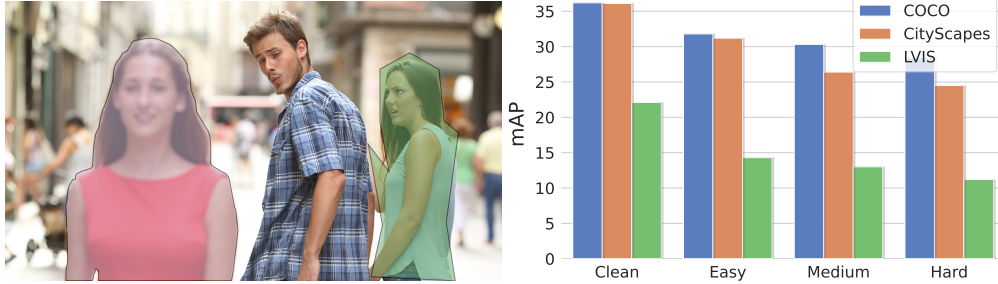


Figure 1: Existing work overlook Class noise over Mask noises. Performance degradation under the proposed benchmarks with different levels of noise.

In this work, we aim to identify the types of mistakes commonly found in annotations and investigate the implications of learning from noisy labels, such as segmentation across diverse models and datasets. We tackle the challenges posed by noisy data and introduce a benchmark for assessing model robustness to label noise. Additionally, we provide a publicly available tool for generating noise to simulate various percentages of label noise estimation from instance segmentation datasets. Furthermore, we elucidate why existing methods falter in learning from real-world noisy labels. Moreover, we also study the effects of using Vision Foundation Models (VFM) as an auto-annotation tool using manual weekly supervision to address other real-world annotating scenarios. Our work serves as a valuable benchmark for assessing the performance of segmentation models under challenging conditions, driving progress toward more reliable and effective segmentation solutions.

Our contributions are listed as follows:

1. To our knowledge, we are the first to propose a stochastic, augmentation-style noisy label approach, blending diverse noises to mimic real-world label noise.
2. We propose the Noisy Instance Segmentation Benchmarks, consisting of two datasets termed **COCO-N** and **Cityscapes-N**, each poses three levels of noise.
3. We explore the label noise created from weakly-supervised annotation tools, creating an additional benchmark termed **COCO-WAN**.
4. We demonstrate that a broad range of instance segmentation models suffer severe performance impairments when trained with noisy labels.
5. We made publicly available benchmarks, as well as code for noising labels in any segmentation dataset: <https://github.com/eden500/Noisy-Labels-Instance-Segmentation>




Figure 2: Overview of the benchmark noise types. Clean annotations refer to the annotations as observed in the original dataset. Noised Annotations refer to the benchmark annotations, showing distortions and inaccuracies, reflecting the challenges posed by annotation noise in real-world datasets.

2 Related Work

Learning with Noisy Labels (LNL) have been extensively investigated for compromise the robustness of learned models [45, 46, 12], led to significant research efforts focused on mitigating the effects of noise and achieving accurate predictions [19, 23, 22, 48, 36]. Recent study [29] have highlighted

the pervasive nature of label noise across various datasets used in computer vision, natural language processing, and audio analysis. This section reviews methodologies for benchmarking label noise in classification, detection, and segmentation, emphasizing real and synthetic noise impacts.

Classification Benchmarks Benchmarking label noise in classification can be obtained by assessing real-world noise or injecting synthetic noise. Real-label noise can be sourced from large datasets scraped from the web, where noise often originates from automated tools or search engine queries. For instance, [41] uses automated tools to generate initial labels. A small validation subset is refined by experts. The clean subset may be too small to provide reliable generalization insights. An alternative method involves employing numerous annotators to independently label the entire dataset. This approach captures the inherent ambiguities of human annotation, turning them into a form of label noise. For example, Wei et al. [40] utilized 747 workers to develop the CIFAR-N benchmark, which incorporates these real-world complexities.

Those approaches of benchmarking label noise are less common due to their complexity and resource requirements. Consequently, most benchmarks rely on synthetic noise injection. This can range from simple symmetric label flipping, where labels are randomly altered with a set probability [45], to more sophisticated methods that skew mislabeling towards similar categories, reflecting more probable real-world annotation errors [32].

Together, these noises provide a sufficient environment for studying the subtleties and challenges of annotation errors and learning to recover from them, leading to good discriminative abilities [44, 19, 39]. However, these methods often do not adequately address the challenges of localization.

Detection Benchmarks In object detection, label noise is typically introduced similarly to classification forms alongside either uniform noise affecting the bounding box coordinates or by omitting a fixed percentage of annotations [27, 22]. Recent advancements by Ryoo et al. [33], have incorporated these noises along with the addition of bogus objects, i.e., randomly injecting masks into the scene.

These types of noise mirror some of the inaccuracies encountered in actual datasets and pose challenges in detecting objects, yet they cannot be adequately transferred to dense prediction tasks, where the primary focus is on high-fidelity mask annotations, which require precise and accurate labeling.

Segmentation Benchmarks For semantic segmentation, the impact of label noise primarily revolves around class mislabeling [26]. In works where spatial noise is introduced, methods such as random dilation and erosion are used to alter the shape and size of labeled areas [20]. This type of noise is referred to as "Opening" in Table 1. Our analysis shows that the "Opening" operation has an insignificant impact on model performance, suggesting that semantic segmentation models may inherently be robust to certain types of spatial label noise.

The challenges of label noise in instance segmentation are more profound, particularly within the medical imaging field [16, 35, 28]. Traditionally, benchmarks have predominantly incorporated the simple class noise [42, 25]. Yao et al. [43] model spatial noise with both real and synthetic strategies. The real noise was estimated by unifying the masks from four different annotators, while synthetic noise introduced via a Markov Decision Process (MDP) that manipulated the boundaries of the mask with Bernoulli events, creating a scenario where the original label shapes could potentially be recovered using a Bayesian classifier. These methods may not accurately replicate the complexity and irreversibility of real-world annotation problems.

By observing both manual and automated annotation methods, we propose a more realistic model of noise that better captures the randomness and permanence of annotating noise. This model challenges the assumption that noisy labels can always be corrected and instead focuses on developing strategies to train robust models in the face of irreversible label corruption.

3 Label Noise Benchmarking

By combining class noise with spatial noises, namely *Scale*, *Localization* and *Approximation*, we present the *Noisy Instance Segmentation Benchmark* for learning instance segmentation with noisy labels, namely **COCO-N** and **Cityscapes-N**, as well as an additional benchmark for weakly supervised

annotation noise dubbed **COCO-WAN**. We also provide a noise generation script³ to replicate the benchmarking process in other datasets and domains.

In this section, we rigorously define the sources of label noise rigorously and provide an extensive analysis of their effects on various models. For example, we demonstrate that the commonly used Mask RCNN, with a ResNet-50 backbone and FPN head, suffers an 18% reduction in mask mAP and a 21% reduction in boundary mAP. In addition, we discuss a method to simulate any level of noise in a given dataset. Finally, we present the challenges in developing a framework that cope with that noise.

Definition: Let $Y := (\mathcal{Y}_{cls}; \mathcal{Y}_{mask}) \in (\mathcal{C}^N; \{0, 1\}^{H \times W})$ be instance labels.

3.1 Class Label Noise

Class noise, an extensively studied issue in machine learning research, refers to errors where the class of an instance or image is labeled incorrectly. A common setup for introducing noisy labels in image classification involves synthetically altering labels to create symmetric noise, where labels are uniformly changed to a different class with probability p of 20%, 50%, and 80%. Another setup is asymmetric noise, where labels change based on class similarity. [9].

Formally, we define the symmetric noise:

$$\hat{\mathcal{Y}}_{cls} = \begin{cases} i, & \text{with probability } \frac{p}{N-1} \text{ for } i \neq \mathcal{Y}_{cls} \\ \mathcal{Y}_{cls}, & \text{with probability } 1 - p \end{cases} \quad (1)$$

In instance segmentation, class noise is applied at the instance level to specifically address the individual variability of each segmented object. This noise arises due to factors such as variations in the image capturing phase, human annotator expertise, or the presence of visually similar classes. We define the symmetric case in Eq 1 (asymmetric in sup. materials).

3.2 Spatial Label Noise

This type of noise refers to errors in the spatial distribution of labels, where pixels belonging to a specific object are mislabeled or misplaced. Unlike class noise, spatial label noise does not significantly impact performance metrics such as mAP, but it does affect the high-fidelity mask, particularly at the object boundaries. We break down spatial label noise into three types, inspired by the sensitivity analysis of evaluation metric from Boundary IoU [6]. Table 1 shows the effects of spatial noise evaluated on all instances of COCO `train` using Mask R-CNN with Resnet50 backbone. Figure 3 gives a visual example for all spatial noises with different severity levels. Since most annotation tools equipped with zooming tools, our proposed spatial noises are scale-invariant, despite the known effects on varying object size [37].

Scale Noise This label noise type arises when the size of an object mask is inaccurately represented, either as larger (dilation) or smaller (erosion) than its true size. This can occur naturally due to variations in annotator perception of object scale or limitations of annotation tools. We evaluate scaling noise with varying intensity, controlled by the kernel radius of the morphological operations, as $k = 3, 5, 7$ for low, medium and high severity, comparing Dilation, Erosion, Opening (dilate an eroded mask) and randomly apply erosion or dilation. All noises causes less fidelity masks when increasing kernel size, excluded opening that does not have a significant impact whatsoever. To mimic the arbitrary human behavior, as different annotators would add scaling noise independently, we choose Random scale error to represent our noisy benchmarks. Using only scaling noise from one operation over all dataset inject a significant annotation bias to the model predictions, while scaling both directions at random, the model seems to be less biased, yet still struggle with quality masking objects, as mask mAP dropped by up to 11% and Boundary mAP dropped by 17%. Note that when scaling occurs, the interior area changes quadratically while the boundaries area changes linearly. While mAP look at the area of the whole mask and due to the uneven changes in pixel ratios of interior and boundary, it is biased towards bigger objects, and so we measure Boundary mAP of the masks.

³<https://github.com/eden500/Noisy-Labels-Instance-Segmentation>

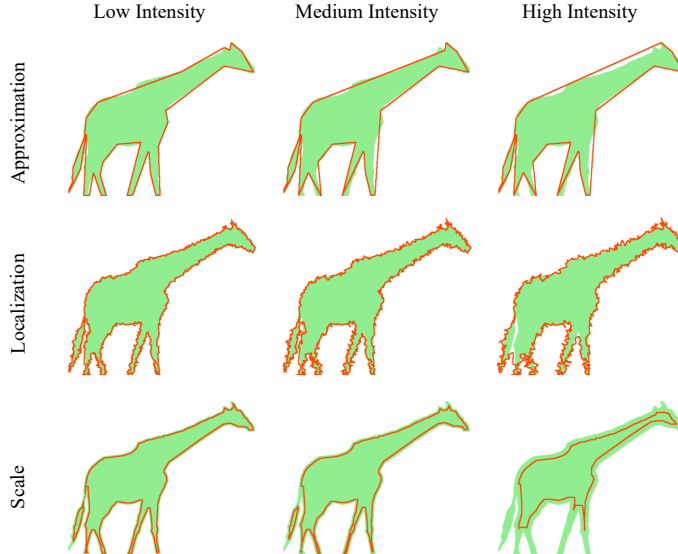


Figure 3: Illustrating the effects of the spatial noises with varying intensities. The original mask (green) and our spatial nosied mask outlined (red).

Table 1: Performance evaluation with Spatial label noise across all data

Severity Metric	Low		Medium		High	
	mAP	B-mAP	mAP	B-mAP	mAP	B-mAP
Clean	34.6	20.6	34.6	20.6	34.6	20.6
Dilation	32.8	18.5	29.1	14.2	26.4	10.3
Erosion	29	15.7	22	9.5	17.4	5.3
Opening	34.6	20.7	34.7	20.7	34.6	20.6
Random Scale	34.1	20.4	32.4	18.5	30.8	17.1
Localization	34.4	20.4	34.2	20.1	33.5	19.4
Approximation	34.7	20.8	32.5	18.8	30	16.3

Boundary Localization Noise This noise represents inaccuracies in the precise localization of object boundaries, mimicking scenarios where annotators may be unsure or slightly imprecise in delineating edges. This is a common occurrence in complex scenes with overlapping objects or ambiguous boundaries. We simulate this noise by applying small random displacements to the boundary pixels of the mask, controlled by a severity factor of standard deviation of a Gaussian noise added to each point of the polygon that construct the mask, ranging from 2 to 4. This added noise dictates the magnitude of displacement, consequently, the noise intensity.

Boundary Approximation Noise This type of noise reflects a simplified or less detailed representation of object boundaries, akin to the work of a less meticulous annotator who uses fewer points or straighter lines to define boundaries. This simplification can lead to less accurate segmentation, especially for objects with intricate shapes. To model this noise, we apply a boundary simplification algorithm that reduces the number of points defining the boundary, controlling the degree of simplification d from 5 to 15, for varying noise intensity.

3.3 Stochastic Noise Benchmark

We introduce the *Noisy Instance Segmentation Benchmarks*, a comprehensive stochastic benchmarks that intricately combines the above mentioned noises to simulate realistic annotation errors across instance segmentation datasets. Aside from the proposed benchmarks, one can use the proposed noise to estimate the robustness of a model to label noise in any dataset. We examine the use on LVIS as an example in Appendix A.

Each benchmark is structured into three distinct levels *easy*, *medium*, and *hard*, each varying not only in the proportion of noisy labels within the dataset but also in the severity of the noise applied. This tiered approach enables a nuanced evaluation of the robustness of instance segmentation models against varying degrees of label inaccuracies, reflecting a range of real-world conditions of segmentation datasets.

Spatial Noise Definition: Let $\{\mathcal{O}_1, \mathcal{O}_2, \dots, \mathcal{O}_M\}$ be a set of mask operations, where each operation \mathcal{O}_i applied with probability q_i on a binary instance mask and returns a new mask. Formally, noisy mask label $\hat{\mathcal{Y}}_{mask}$ is defined as:

$$\hat{\mathcal{Y}}_{mask} = \begin{cases} \mathcal{O}_i(\mathcal{Y}_{mask}), & \text{with probability } q_i \text{ for } i \in \{1, 2, \dots, M\} \\ \mathcal{Y}_{mask}, & \text{with probability } 1 - \sum_{i=1}^M q_i \end{cases} \quad (2)$$

Combining the noisy class and mask labels, the noisy instance label $\hat{\mathcal{Y}}$ is given by:

$$\hat{\mathcal{Y}} := (\hat{\mathcal{Y}}_{cls}; \hat{\mathcal{Y}}_{mask})$$

Appendix C provides detailed information on the specific noise probabilities and intensities, elucidating the increasing challenges presented by each tier of the benchmark.

The rationale behind combining class noise with spatial noises is to create a more comprehensive and challenging benchmark. In real-world applications, datasets often contain a mix of different noise types, and it is crucial for models to be robust against these varied inaccuracies. By incorporating both class and spatial noises, our benchmark better represents the complexities of real-world data and provides a more rigorous evaluation framework for evaluating instance segmentation models.

- *Easy* Simulates minimal annotation errors, suitable for evaluating on well established manually annotated dataset.
- *Medium* Represents common real-world scenarios with noticeable label inaccuracies, coped with datasets manually annotated by crowd, assessing basic robustness to label noise.
- *Hard* Challenges models with extreme conditions, mimicking heavily corrupted labels by shortly timed annotations or lack of resources, assessing robustness to severe label noise.

3.4 Weakly Annotation Noise Benchmark

Most modern annotation pipelines leverages Vision Foundation Models (VFMs) to enhance the efficiency and accuracy of the process in a manner that reduces the reliance on extensive human-generated labels. Most common are refinement techniques where the initial weak supervision signals like bounding boxes or sparse pixel labels, which guide the model to improve the specificity and granularity of the segmentation masks. VFMs, which are pre-trained on large and diverse datasets, are adept at understanding complex visual content, making them invaluable in generating preliminary annotations for instance segmentation tasks. This capability has a sting in its tail, as the diversity and verity of data lead to less specialization in one task.

We analyze the quality of weakly annotated datasets using Segment Anything Model (SAM) [18] with either bounding boxes or center of boxes as queries, creating the Easy and Medium weakly-annotation benchmarks. For the Hard benchmark, we use the points with 40% symmetric class-noise, testing the scenario where noise introduced in both parts of the annotation pipeline.

Qualitatively results presented in Figure 4 - We observe high quality predictions without noticeable approximation errors. In some instances, however, we observe biases related to color and texture. In Figure 4 middle image, the pants and face of the standing person are not included in the mask due to the stark contrast in color from the light shirt. Notably, the hair is segmented with high quality, suggesting that the model effectively understands human hair texture. In Figure 4 right image, we observe annotations with shape (stove-top) and instances of conflating potential objects (stove and cabinet) due to color biases. More qualitative results show in the supp. materials.

4 Experiments

To assess the effect of label noise, we evaluate the performance of various instance segmentation models using our newly developed benchmark. We apply the various levels of noise, presenting



Figure 4: **Annotation quality** comparing COCO labels (left) and COCO-WAN labels (right)

COCO-N and **Cityscapes-N**, providing insights into their robustness and adaptability. For more details about the models and datasets refer to the implantation details in Appendix B. Table 2 present the findings our findings. **Clean** denote the performance of a model on the original annotations, where **Easy**, **Mid** and **Hard** correspond to the definition in Table 7. The reported numbers in the table represent mask mean average precision (AP) and boundary mask mean average precision (AP^B), respectively. More experiments involving LVIS dataset [11] and learning with noisy labels in sup. materials. All models trained and evaluated by standard training procedure⁴.

4.1 Model Performance

Table 2: Evaluation Results of Instance Segmentation Models under Different Benchmarks (mAP / Boundary mAP).

Dataset	Model	Clean		Easy		Mid		Hard	
		AP	AP^B	AP	AP^B	AP	AP^B	AP	AP^B
COCO-N	M-RCNN (R50)	34.6	20.6	31.8	18.9	30.3	17.5	28.4	16.3
	M-RCNN (R101)	36.2	22.2	33.5	20.4	31.8	19.0	29.8	17.4
	M2F (R50)	42.9	30.0	41.7	28.6	39.9	26.7	37.4	23.8
	M2F (Swin-S)	46.1	32.6	44.1	30.9	43.0	29.3	40.3	26.2
	YOLOACT (R50)	28.5	15.7	26.8	14.4	25.7	13.5	24.2	12.4
Cityscapes-N	M-RCNN (R50)	36.1	33.4	31.2	28.4	26.4	24.7	24.5	22.8
	M-RCNN (R101)	37.0	34.3	33.7	30.7	30.7	29.0	27.0	25.4
	YOLOACT (R50)	19.3	16.5	19.1	16.5	17.1	14.5	16.3	13.3
COCO-WAN	M-RCNN (R50)	34.6	20.6	32.8	19.7	24.4	15.7	21.6	13.7

Our experiments demonstrate that label corruption leads to a degradation in model performance. Specifically, Mask R-CNN with a ResNet50 backbone retains approximately 91%, 85%, and 79% of its performance under Easy, Medium, and Hard noise conditions, respectively, on the **COCO-N** benchmark. The same model exhibits a more dramatic performance drop on the **Cityscapes-N** benchmark, managing to retain only 85%, 74%, and 68% under the corresponding noise levels. This trend is consistent across all tested models, suggesting that the impact is more crucial when less data is available, but might be easier to mitigate when using more data, even with the same portion of label noise.

This study demonstrates that all models are affected by labeling bias and exhibit diminished performance to varying extents, highlighting differing sensitivities to label noise. Notably, transformers display greater resilience, effectively mitigating the adverse effects of noisy labels. This observation underscores the potential of using transformer-based architectures in scenarios where robustness to label noise is crucial. Our findings offer preliminary guidance for selecting or designing robust instance segmentation models in practical applications where encountering label noise is inevitable.

4.2 Qualitative analysis / Confidence

⁴https://github.com/open-mmlab/mmdetection/blob/main/docs/en/model_zoo.md




Figure 5: Comparison Mask RCNN and Mask2Former models predictions on the same image. The models were trained on different benchmarks.

Our study reveals that various architectures and backbones exhibit sensitivity to noise, impacting not only mask quality but also confidence in instance identification. As illustrated in Figure 6, increased label noise correlates with diminished confidence in model predictions, underscoring the vulnerability of different model architectures to labeling accuracy.

This reduction in confidence is further evidenced in Figure 5, where increased label noise results in poorer mask quality and reduced confidence in the classification head.

Interestingly, we show in Figure 7 that despite these challenges, the model demonstrates the ability to distinguish classification losses into two distinct Gaussian distributions (top row). Spatial noise on the other hand, is hard to separate across all training procedure (bottom row), highlighting the difficulties in designing algorithms that effectively address spatial label noise. This is particularly challenging since most current methods rely on the premise that losses from clean and noisy instances are separable. For more illustrations of the training procedure and applying existing method for learning with label noise refer to Appendix D.

The insights from these evaluations suggest that future work should focus on enhancing model resilience to mixed noise conditions, potentially by integrating hybrid noise adaptation strategies. Further investigations could also explore the application of these robust models in real-world scenarios, where label imperfections are commonplace.

5 Discussion

Our study defines label noise and demonstrates that instance segmentation models experience performance impairments with corrupted labels. To track future progress in this challenging setup, we propose the *Noisy label segmentation Benchmark* which includes easy-to-use benchmarks for manually and weakly annotation errors. We provide evidence that performance on our benchmarks yields reduced model effectiveness. Our results also show why standard approaches to dealing with label noise do not lead to improved performance. We have provided a script that can apply

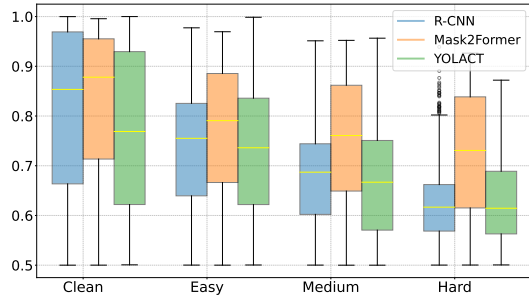


Figure 6: Objects Confidence scores (threshold > 0.5) of Mask RCNN, Mask2Former and Yolact (R50 backbone) under different noise levels. Adding label noise cause confidence reduction.

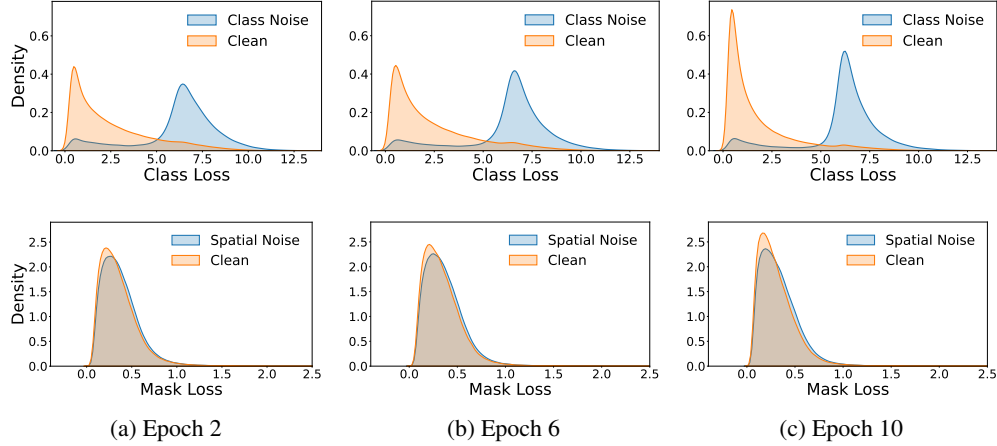


Figure 7: Class and Mask Loss Distribution of Mask-RCNN (R50) trained on COCO easy benchmark at different epochs during training.

the benchmarks to any segmentation dataset; this requires no additional labeling or model tuning. Additionally, our experiments indicate that there is still room for improvement, and it remains to be seen whether the most promising LNL techniques will require architectural modifications, data augmentation schemes, modifications to the loss function, or a combination of these strategies.

Further exploration and a deeper understanding of the effects of label noise on long-tailed class distributions, as studied in the LVIS dataset [11], as well as the impact of self-supervised pre-training [47], are necessary. Preliminary investigations of the former are presented in Appendix D.

We encourage researchers to expand the benchmark with more severe levels of noise to evaluate harder cases of label corruption. Since our benchmark is open-source, we welcome new ideas for introducing spatial noises and look forward to contributions via pull requests.

Limitation: A limitation of our work is that our noise models are inspired by observations on real datasets, making it important to acknowledge that we are adding "one more straw" to already noisy datasets. We strongly believe that proper evaluations require relabeling, similar to the approach by Beyer et al. [2], which could yield even more accurate algorithms for dealing with noisy labels.

References

- [1] Eric Arazo, Diego Ortego, Paul Albert, Noel E. O’Connor, and Kevin McGuinness. Unsupervised label noise modeling and loss correction, 2019. **1**
- [2] Lucas Beyer, Olivier J. Hénaff, Alexander Kolesnikov, Xiaohua Zhai, and Aäron van den Oord. Are we done with imagenet?, 2020. **9**
- [3] Daniel Bolya, Chong Zhou, Fanyi Xiao, and Yong Jae Lee. Yolact: Real-time instance segmentation, 2019. **14**
- [4] C. E. Brodley and M. A. Friedl. Identifying mislabeled training data. *Journal of Artificial Intelligence Research*, 11:131–167, August 1999. ISSN 1076-9757. doi: 10.1613/jair.606. URL <http://dx.doi.org/10.1613/jair.606>. **1**
- [5] Kai Chen, Jiaqi Wang, Jiangmiao Pang, Yuhang Cao, Yu Xiong, Xiaoxiao Li, Shuyang Sun, Wansen Feng, Ziwei Liu, Jiarui Xu, Zheng Zhang, Dazhi Cheng, Chenchen Zhu, Tianheng Cheng, Qijie Zhao, Buyu Li, Xin Lu, Rui Zhu, Yue Wu, Jifeng Dai, Jingdong Wang, Jianping Shi, Wanli Ouyang, Chen Change Loy, and Dahua Lin. MMDetection: Open mmlab detection toolbox and benchmark. *arXiv preprint arXiv:1906.07155*, 2019. **14, 16**
- [6] Bowen Cheng, Ross Girshick, Piotr Dollar, Alexander C. Berg, and Alexander Kirillov. Boundary iou: Improving object-centric image segmentation evaluation. In *2021 IEEE/CVF Conference on Computer Vision and Pattern Recognition (CVPR)*. IEEE, June 2021. doi: 10.1109/cvpr46437.2021.01508. URL <http://dx.doi.org/10.1109/CVPR46437.2021.01508>. **4**
- [7] Bowen Cheng, Ishan Misra, Alexander G. Schwing, Alexander Kirillov, and Rohit Girdhar. Masked-attention mask transformer for universal image segmentation. *arXiv*, 2021. **14**
- [8] Jared Frank, Umaa Rebbapragada, James Bialas, Thomas Oommen, and Timothy Havens. Effect of label noise on the machine-learned classification of earthquake damage. *Remote Sensing*, 9:803, 08 2017. doi: 10.3390/rs9080803. **1**
- [9] Benoit Frenay and Michel Verleysen. Classification in the presence of label noise: A survey. *IEEE Transactions on Neural Networks and Learning Systems*, 25(5):845–869, 2014. doi: 10.1109/TNNLS.2013.2292894. **4**
- [10] Jean-Bastien Grill, Florian Strub, Florent Altché, Corentin Tallec, Pierre H. Richemond, Elena Buchatskaya, Carl Doersch, Bernardo Avila Pires, Zhaohan Daniel Guo, Mohammad Gheshlaghi Azar, Bilal Piot, Koray Kavukcuoglu, Rémi Munos, and Michal Valko. Bootstrap your own latent: A new approach to self-supervised learning, 2020. **1**
- [11] Agrim Gupta, Piotr Dollár, and Ross Girshick. Lvis: A dataset for large vocabulary instance segmentation, 2019. **7, 9**
- [12] Bo Han, Quanming Yao, Xingrui Yu, Gang Niu, Miao Xu, Weihua Hu, Ivor Tsang, and Masashi Sugiyama. Co-teaching: Robust training of deep neural networks with extremely noisy labels, 2018. **2**
- [13] Kaiming He, Xiangyu Zhang, Shaoqing Ren, and Jian Sun. Deep residual learning for image recognition, 2015. **14**
- [14] Kaiming He, Georgia Gkioxari, Piotr Dollár, and Ross Girshick. Mask r-cnn, 2017. **14**
- [15] Ray J. Hickey. Noise modelling and evaluating learning from examples. *Artif. Intell.*, 82(1–2):157–179, apr 1996. ISSN 0004-3702. doi: 10.1016/0004-3702(94)00094-8. URL [https://doi.org/10.1016/0004-3702\(94\)00094-8](https://doi.org/10.1016/0004-3702(94)00094-8). **1**
- [16] Davood Karimi, Haoran Dou, Simon K. Warfield, and Ali Gholipour. Deep learning with noisy labels: Exploring techniques and remedies in medical image analysis. *Medical Image Analysis*, 65:101759, October 2020. ISSN 1361-8415. doi: 10.1016/j.media.2020.101759. URL <http://dx.doi.org/10.1016/j.media.2020.101759>. **1, 3**
- [17] Moshe Kimhi, Shai Kimhi, Evgenii Zheltonozhskii, Or Litany, and Chaim Baskin. Semi-supervised semantic segmentation via marginal contextual information, 2023. **16**
- [18] Alexander Kirillov, Eric Mintun, Nikhila Ravi, Hanzi Mao, Chloe Rolland, Laura Gustafson, Tete Xiao, Spencer Whitehead, Alexander C. Berg, Wan-Yen Lo, Piotr Dollár, and Ross Girshick. Segment anything. *arXiv:2304.02643*, 2023. **6**

- [19] Junnan Li, Richard Socher, and Steven C. H. Hoi. Dividemix: Learning with noisy labels as semi-supervised learning, 2020. 2, 3
- [20] Peixia Li, Pulak Purkait, Ajanthan Thalaisyasingam, Majid Abdolshah, Ravi Garg, Hisham Husain, Chenchen Xu, Stephen Gould, Wanli Ouyang, and Anton van den Hengel. Semi-supervised semantic segmentation under label noise via diverse learning groups. In *ICCV 2023*, 2023. URL <https://www.amazon.science/publications/semi-supervised-semantic-segmentation-under-label-noise-via-diverse-learning-groups>. 3
- [21] Tsung-Yi Lin, Piotr Dollár, Ross Girshick, Kaiming He, Bharath Hariharan, and Serge Belongie. Feature pyramid networks for object detection, 2016. 14
- [22] Chengxin Liu, Kewei Wang, Hao Lu, Zhiguo Cao, and Ziming Zhang. Robust object detection with inaccurate bounding boxes, 2022. 2, 3
- [23] Sheng Liu, Jonathan Niles-Weed, Narges Razavian, and Carlos Fernandez-Granda. Early-learning regularization prevents memorization of noisy labels. *Advances in Neural Information Processing Systems*, 33, 2020. 2
- [24] Ze Liu, Yutong Lin, Yue Cao, Han Hu, Yixuan Wei, Zheng Zhang, Stephen Lin, and Baining Guo. Swin transformer: Hierarchical vision transformer using shifted windows, 2021. 14
- [25] Yang Longrong, Meng Fanman, Li Hongliang, Wu Qingbo, and Cheng Qishang. Learning with noisy class labels for instance segmentation. In *European Conference on Computer Vision (ECCV)*, 2020. 3
- [26] Zhiwu Lu, Zhenyong Fu, Tao Xiang, Peng Han, Liwei Wang, and Xin Gao. Learning from weak and noisy labels for semantic segmentation. *IEEE Transactions on Pattern Analysis and Machine Intelligence*, 39: 486–500, 2014. 3
- [27] Jiafeng Mao, Qing Yu, Yoko Yamakata, and Kiyoharu Aizawa. Noisy annotation refinement for object detection, 2021. 3
- [28] Marcus Nordström, Henrik Hult, Jonas Söderberg, and Fredrik Löfman. On image segmentation with noisy labels: Characterization and volume properties of the optimal solutions to accuracy and dice, 2022. 3
- [29] Curtis G. Northcutt, Anish Athalye, and Jonas Mueller. Pervasive label errors in test sets destabilize machine learning benchmarks, 2021. 2
- [30] Amanda Olmin and Fredrik Lindsten. Robustness and reliability when training with noisy labels, 2021. 1
- [31] Giorgio Patrini, Alessandro Rozza, Aditya Menon, Richard Nock, and Lizhen Qu. Making deep neural networks robust to label noise: a loss correction approach, 2016. 1
- [32] Scott Reed, Honglak Lee, Dragomir Anguelov, Christian Szegedy, Dumitru Erhan, and Andrew Rabinovich. Training deep neural networks on noisy labels with bootstrapping, 2014. 3
- [33] Kwangrok Ryoo, Yeonsik Jo, Seungjun Lee, Mira Kim, Ahra Jo, Seung Hwan Kim, Seungryong Kim, and Soonyoung Lee. Universal noise annotation: Unveiling the impact of noisy annotation on object detection, 2023. 3
- [34] Hwanjun Song, Minseok Kim, Dongmin Park, Yooju Shin, and Jae-Gil Lee. Learning from noisy labels with deep neural networks: A survey. *IEEE Transactions on Neural Networks and Learning Systems*, 34: 8135–8153, 2020. 1
- [35] Nima Tajbakhsh, Laura Jeyaseelan, Qian Li, Jeffrey Chiang, Zhihao Wu, and Xiaowei Ding. Embracing imperfect datasets: A review of deep learning solutions for medical image segmentation, 2019. 3
- [36] Mitchell Keren Taraday and Chaim Baskin. Enhanced meta label correction for coping with label corruption. In *2023 IEEE/CVF International Conference on Computer Vision (ICCV)*. IEEE, October 2023. doi: 10.1109/iccv51070.2023.01493. URL <http://dx.doi.org/10.1109/ICCV51070.2023.01493>. 2
- [37] Jiya Tian, Qiangshan Jin, Yizong Wang, Jie Yang, Shuping Zhang, and Dengxun Sun. Performance analysis of deep learning-based object detection algorithms on COCO benchmark: a comparative study. *Journal of Engineering and Applied Sciences*, 71(1):76, March 2024. doi: 10.1186/s44147-024-00411-z. 4
- [38] Yisen Wang, Xingjun Ma, Zaiyi Chen, Yuan Luo, Jinfeng Yi, and James Bailey. Symmetric cross entropy for robust learning with noisy labels. In *2019 IEEE/CVF International Conference on Computer Vision (ICCV)*. IEEE, October 2019. doi: 10.1109/iccv.2019.00041. URL <http://dx.doi.org/10.1109/ICCV.2019.00041>. 16

- [39] Hongxin Wei, Lei Feng, Xiangyu Chen, and Bo An. Combating noisy labels by agreement: A joint training method with co-regularization. In *Proceedings of the IEEE/CVF Conference on Computer Vision and Pattern Recognition (CVPR)*, June 2020. 3
- [40] Jiaheng Wei, Zhaowei Zhu, Hao Cheng, Tongliang Liu, Gang Niu, and Yang Liu. Learning with noisy labels revisited: A study using real-world human annotations. In *International Conference on Learning Representations*, 2022. URL <https://openreview.net/forum?id=TBWA6PLJZQm>. 3
- [41] Tong Xiao, Tian Xia, Yi Yang, Chang Huang, and Xiaogang Wang. Learning from massive noisy labeled data for image classification. In *2015 IEEE Conference on Computer Vision and Pattern Recognition (CVPR)*, pages 2691–2699, 2015. doi: 10.1109/CVPR.2015.7298885. 3
- [42] Longrong Yang, Hongliang Li, Fanman Meng, Qingbo Wu, and King Ngi Ngan. Task-specific loss for robust instance segmentation with noisy class labels. *IEEE Transactions on Circuits and Systems for Video Technology*, 33(1):213–227, 2023. doi: 10.1109/TCSVT.2021.3109084. 3
- [43] Jiachen Yao, Yikai Zhang, Songzhu Zheng, Mayank Goswami, Prateek Prasanna, and Chao Chen. Learning to segment from noisy annotations: A spatial correction approach, 2023. 3
- [44] Quanming Yao, Hansi Yang, Bo Han, Gang Niu, and James Kwok. Searching to exploit memorization effect in learning from corrupted labels, 2019. 3
- [45] Chiyuan Zhang, Samy Bengio, Moritz Hardt, Benjamin Recht, and Oriol Vinyals. Understanding deep learning requires rethinking generalization, 2016. 2, 3
- [46] Hongyi Zhang, Moustapha Cisse, Yann N. Dauphin, and David Lopez-Paz. mixup: Beyond empirical risk minimization, 2017. 2
- [47] Evgenii Zheltonozhskii, Chaim Baskin, Avi Mendelson, Alex M. Bronstein, and Or Litany. Contrast to divide: Self-supervised pre-training for learning with noisy labels. In *2022 IEEE/CVF Winter Conference on Applications of Computer Vision (WACV)*. IEEE, January 2022. doi: 10.1109/wacv51458.2022.00046. URL <http://dx.doi.org/10.1109/WACV51458.2022.00046>. 9
- [48] Guoqing Zheng, Ahmed Hassan Awadallah, and Susan Dumais. Meta label correction for noisy label learning, 2019. 2
- [49] Xizhou Zhu, Weijie Su, Lewei Lu, Bin Li, Xiaogang Wang, and Jifeng Dai. Deformable detr: Deformable transformers for end-to-end object detection, 2020. 14

A Additional Experiments

To further validate our hypothesis and noise design choices, we conducted additional experiments. As presented in Table 3, we evaluated the traditional symmetric and asymmetric class noise on instance segmentation using MASK-RCNN with two different backbones to assess the resulting performance degradation.

Table 3: Class noise ablation reporting mAP^{box} and mAP^{mask}

Models/Labels	Clean	Sym 20	Sym 50	Sym 80	Asym 40
Mask RCNN R50 FPN	38/34.6	35.5/31.9	32.2/29.2	22.5/20.2	34.6/31.4
Mask RCNN R101 FPN	40.1/36.2	37.5/33.6	34.5/31	25.2/22.7	36.8/33.2

Next, we examined the effects of label noise and the additional impact of spatial noise on mask quality, as shown in Table 4. We assessed the quality of all masks through the foreground-background segmentation task of a trained model. The results indicate that the mask quality deteriorates more significantly when spatial noise is incorporated along with traditional class noise.

Table 4: Foreground-background segmentation with varying class noise, '+' for spatial noise.

Foreground-maskrcnn50	bbox	segm	boundary
clean	42	35.8	22.4
20 %	40.7	34.9	21.7
20 % + Easy	40.4	34.2	21.2
30% + Mid	39.6	32.7	19.9
40% + Hard	38.7	30.6	18.3
50 %	38.7	32.7	20.7

In addition to evaluating the benchmark itself, we extended our analysis to include the impact on object detection performance. Specifically, we examined the mAP^{box} scores, as presented in Table 5. This table highlights the detrimental effects of spatial label noise on bounding box quality, in addition to the previously discussed impacts on mask quality. By analyzing the mAP^{box} , we aim to demonstrate the broader implications of our noise design choices, showing that spatial noise not only affects segmentation masks but also significantly degrades the performance of object detection tasks. This comprehensive evaluation underscores the robustness of our benchmark in assessing the performance degradation across different aspects of instance segmentation and object detection.

Table 5: Evaluation Results of Instance Segmentation Models under Different Benchmarks reporting AP^{box} .

Dataset	Model	Clean	Easy	Mid	Hard
COCO-N	M-RCNN (R50)	38	35.4	34.3	33.4
	M-RCNN (R101)	40.1	37.4	36.5	35.2
	M2F (R50)	45.7	42.2	43.7	44.7
	M2F (Swin-S)	49.3	47.9	47.1	45.7
	YOLOACT (R50)	30.8	29.2	28.2	27.7
Cityscapes-N	M-RCNN (R50)	41.5	35.7	32.8	31.2
	M-RCNN (R101)	39.8	32.8	29.6	26.8
COCO-WAN	M-RCNN (R50)	36.3	34.1	25.5	22.4

Finally, we present results on the long-tailed segmentation dataset LVIS, as shown in Table 6. The findings reveal a significant impact, with a 50% reduction in boundary IoU under the hard benchmark conditions. This provides evidence of an exacerbated effect in long-tailed scenarios, highlighting the increased challenges posed by our noise design in datasets with imbalanced class distributions.

B Implementation Details

This section elaborates on the architectures, datasets, noise definitions, and the levels of asymmetric noise used in our experiments. We also detail the noise intensity applied in the benchmark, along with the hardware configurations and convergence times.

Table 6: Reported results over LVIS-N using Mask-RCNN with FPN and R50 (mAP / Boundary mAP).

Dataset	Clean		Easy		Mid		Hard	
	AP	AP ^B	AP	AP ^B	AP	AP ^B	AP	AP ^B
LVIS-N	22.8	22.1	15.5	14.3	17.7	13	13.3	11.2

B.1 Architectures

We explore the effects of label noise on various instance segmentation models, encompassing multi-stage (Mask R-CNN [14]), single-stage (YOLACT [3]), and query-based (Mask2Former [7]) architectures. To achieve a comprehensive analysis, we experimented with different feature extractors, we used convolutional backbones such as ResNet-50 [13] for all models and ResNet-101 for Mask R-CNN, alongside a transformer-based backbone (Swin-B [24]) for Mask2Former. For the integration of multi-scale features, Feature Pyramid Networks (FPN) [21] were employed across all models except Mask2Former, which utilizes Multi-Scale Deformable Attention (MSDeformAttn) [49], as multi-scale feature representation. All models and configurations implementations from MMDetection [5].

B.2 Datasets

COCO dataset for training and evaluating algorithms that segment individual objects within a scene. It contains about 330,000 images, annotated with over 1.5 million instances masked from 80 categories that are also part of 12 super-categories.

Cityscapes dataset is designed for training and evaluating algorithms in urban scene understanding, particularly for segmentation tasks. It comprises a collection of images captured in 50 different cities, featuring 5,000 annotated images with 19 classes for evaluation, covering a range of urban object categories such as vehicles, pedestrians, and buildings.

LVIS dataset is based on COCO images and curated to provide a comprehensive benchmark for instance segmentation, emphasizing rare object categories. It contains over 2 million high-quality instance annotations across 1,203 categories, making it one of the largest and most diverse datasets for instance segmentation. The LVIS dataset is particularly noted for its long-tail distribution of object categories, which poses significant challenges for segmentation algorithms and help us to assess the abilities of segmentation algorithms to deal with label noise in this scenario.

C Noise levels

The asymmetric noisy class label $\hat{\mathcal{Y}}_{cls}$ is defined as:

$$\hat{\mathcal{Y}}_{cls} = \begin{cases} i, & \text{with probability } P(\mathcal{Y}_{cls}, i) \text{ for } i \neq \mathcal{Y}_{cls} \\ \mathcal{Y}_{cls}, & \text{with probability } 1 - \sum_{i \neq \mathcal{Y}_{cls}} P(\mathcal{Y}_{cls}, i) \end{cases} \quad (3)$$

In our implementation, each spatial noise mask $\hat{\mathcal{Y}}_{mask}$ get equal probability, this we can simplify the noised mask equation to define it as:

$$\hat{\mathcal{Y}}_{mask} = \begin{cases} \mathcal{O}_i(\mathcal{Y}_{mask}), & \text{with probability } q \text{ for } i \in \{1, 2, \dots, M\} \\ \mathcal{Y}_{mask}, & \text{with probability } 1 - M \cdot q \end{cases} \quad (4)$$

In Table 8 we showcase what are the mAP and boundary mAP comparing the original annotations and their noisy counterparts. The top line shows the morphological operations that compose the scale spatial annotation noise and the bottom one the chosen noises we withdraw from to create our noisy labels benchmark.

We elaborate on the levels of noise in the benchmark in Table 7, presenting the percentage of class symmetric noise, independent mask spatial noise levels, and intensity by kernels used or approximation degree of redundancy of the polygon as described in the paper.

Figure 9 illustrates masks with increasing intensities of each type of spatial noise. We observed similar behaviors in real datasets, where manual annotations indicate Scale and Approximation errors. Localization errors, even at high intensities, correlate more with datasets that collected annotations using a model.

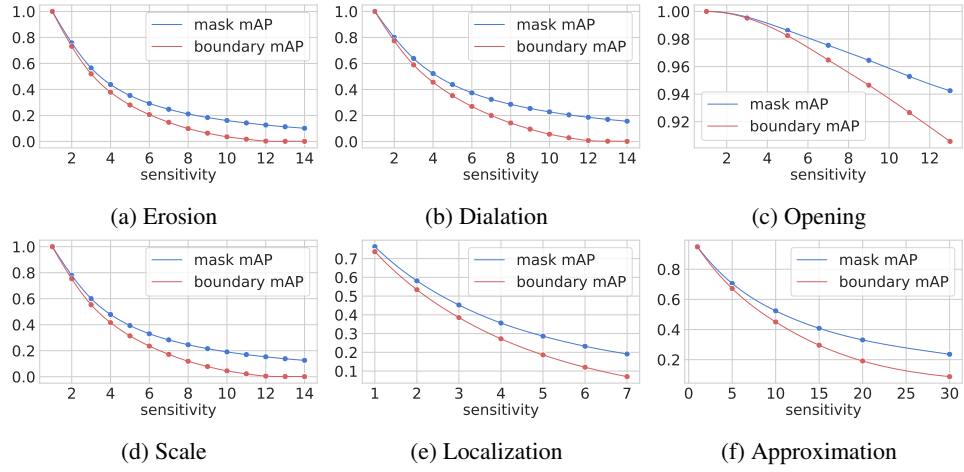


Figure 8: The mAP and boundary-mAP metrics between real annotations from COCO dataset and their COCO-N annotations counterpart.


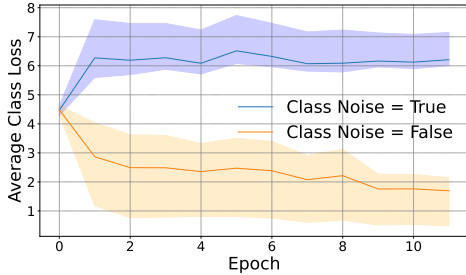


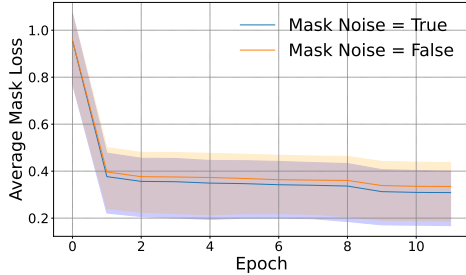
Figure 9: Table of Images with Different Categories and Levels of Effect Intensity

Table 7: Stochastic Noise Benchmark Levels. k is the Scale noise kernel size, σ is the Localization Gaussian std, d is the Approximation degree of simplifying.

Level	Class Noise	Spatial Noise	Intensity
<i>Easy</i>	Low (20%)	Low (20%)	$k = 3, \sigma = 2, d = 5$
<i>Medium</i>	Moderate (30%)	Moderate (25%)	$k = 5, \sigma = 3, d = 10$
<i>Hard</i>	High (40%)	High (30%)	$k = 7, \sigma = 4, d = 15$



(a) Class Loss Separation. Average of the class loss of the Coco dataset, with the 25% and 75% quantiles as margins - per epoch of training.



(b) Mask Loss Separation. Average of the mask loss of the Coco dataset, with the 25% and 75% quantiles as margins - per epoch of training.

C.1 Hardware details

MS-COCO based experiments (include both COCO and LVIS) conducted on local machine with 4 Nvidia RTX A6000 or 4 Nvidia RTX 3090, ranging from 20 hours (Mask-RCNN with R50) to 7 days (Mask2Former with SWIN transformer backbone), training for 12 epochs for all models except YOLACT that trained for 50 epochs. Cityscapes experiments conducted on local machine with one instance of Nvidia RTX 3090, training for 12 epochs for about 12 hours. All experiments use the default configs from MMDetection [5].

D Learning with Noisy Labels

As described in the paper, class noise is separable, allowing one to derive noisy instances from clean ones (refer to Figure 10a). However, dealing with mask losses is more challenging. The loss of noisy instances consists predominantly of correctly labeled pixels, with only a few noisy ones (refer to Figure 10b). Furthermore, since most spatial noise occurs at the boundaries, these areas are where the model exhibits the least confidence [17]. This complexity makes it impossible to distinguish between pixel-level noisy and clean data, posing a significant challenge in developing a spatial noise solution to learn from noisy labels.

Due to these difficulties, we compared a class noise method to handle noisy labels. Table 8 presents the results on the COCO-N benchmark, comparing standard Cross-Entropy with Symmetric Cross-Entropy [38]. While there is a marginal improvement, the method still faces challenges as the noise level increases.

Table 8: Evaluation Results of Instance Segmentation with different losses learning with noisy labels trained on COCO-N dataset (mAP / Boundary mAP).

Model	Clean		Easy		Mid		Hard	
	AP	AP^B	AP	AP^B	AP	AP^B	AP	AP^B
CE	34.6	20.6	31.8	18.9	30.3	17.5	28.4	16.3
SCE	32.5	19.5	32.1	18.9	30.8	17.8	28.8	16.4

E Biases of Self-annotating Datasets

More visual results of the weakly supervised annotations created by SAM are presented in Figure 11. A significant number of annotations were curated by this process (top row), reducing label noise, particularly in cases where the original annotations suffered from approximation noise. In other instances, where an object is surrounded by similar colors or illumination conditions, the annotations become noisier around the boundaries, exhibiting weak localization noise (middle row).




Figure 11: Pairs of COCO annotations (left) and COCO-N easy annotations (right)

The specific context of the dataset annotations can influence what the user is looking for. We observed cases where there is ambiguity in the definition of certain objects, such as stove-tops (bottom row). While SAM is familiar with the concept of a stove-top, it lacks the contextual knowledge of what it should be within the specific context of the COCO dataset, leading to poor masking.