
Seeing Clearly, Answering Incorrectly: A Multimodal Robustness Benchmark for Evaluating MLLMs on Leading Questions

Yexin Liu^{1,2*} Zhengyang Liang^{1,3*} Yueze Wang¹ Muyang He⁴ Jian Li⁵ Bo Zhao^{1†}
¹Beijing Academy of Artificial Intelligence
²HKUST(GZ) ³BUPT ⁴Peking University ⁵Youtu Lab, Tencent
*Equal Contribution †Corresponding to Bo Zhao <bozhaonanjing@gmail.com>

Abstract

Multimodal Large Language Models (MLLMs) have exhibited impressive capabilities in visual understanding and reasoning, providing slightly reasonable answers, such as image descriptions. This has spurred extensive research on the evaluation of MLLMs. Most evaluation benchmarks assume that incorrect answers indicate a lack of understanding of the visual content. However, our findings reveal that, in many cases, MLLMs answer questions incorrectly despite correctly understanding the visual content. This suggests that incorrect answers do not necessarily imply a lack of comprehension but may instead result from lacking robustness to leading questions. To comprehensively measure MLLMs' understanding capability and robustness to leading questions, we introduce a **MultiModal Robustness** benchmark (MMR). MMR contains paired positive and negative questions across 12 categories, meticulously annotated by humans. We evaluate 18 leading MLLMs on the MMR benchmark, revealing that MLLMs suffer from fragility to leading questions despite understanding the visual content. To enhance MLLMs' understanding capability and robustness, we further present a training set with paired positive and negative visual question-answer samples. Experiments verify that MLLMs' robustness can be significantly enhanced by tuning on this new training set. The benchmark, training set, and code can be found at <https://github.com/BAAI-DCAI/Multimodal-Robustness-Benchmark>.

1 Introduction

Multimodal Large Language Models (MLLMs) have garnered significant attention for their impressive capabilities in tackling diverse multimodal tasks, making notable strides in visual comprehension and reasoning [1; 2; 3]. This has spurred the development of various evaluation methods to assess the capabilities of MLLMs across different dimensions. These evaluation methods primarily encompass general benchmarks and hallucination benchmarks. General evaluation frameworks, such as MMBench [4], MMMU [5], VQA-v2 [6], GQA [7], ScienceQA [8], and *et al.*, scrutinize models for their proficiency in generic and knowledge-based question and answer (VQA) tasks. In contrast, hallucination evaluation methods focus on evaluating the discrepancy between generated responses and the visual content. These methods typically add interference to the text (*e.g.*, object [9; 10; 11; 12; 13; 14; 15; 16; 17], knowledge [9; 14; 15; 17], relation [18; 19; 15; 16], attribute [18; 20; 13; 14; 15; 16; 17] interference) to see if the MLLM can generate responses that are consistent with the visual content.

Most MLLM evaluation methods assume that incorrect answers indicate a lack of understanding of the visual content. However, we unveil a critical and overlooked phenomenon: MLLMs may

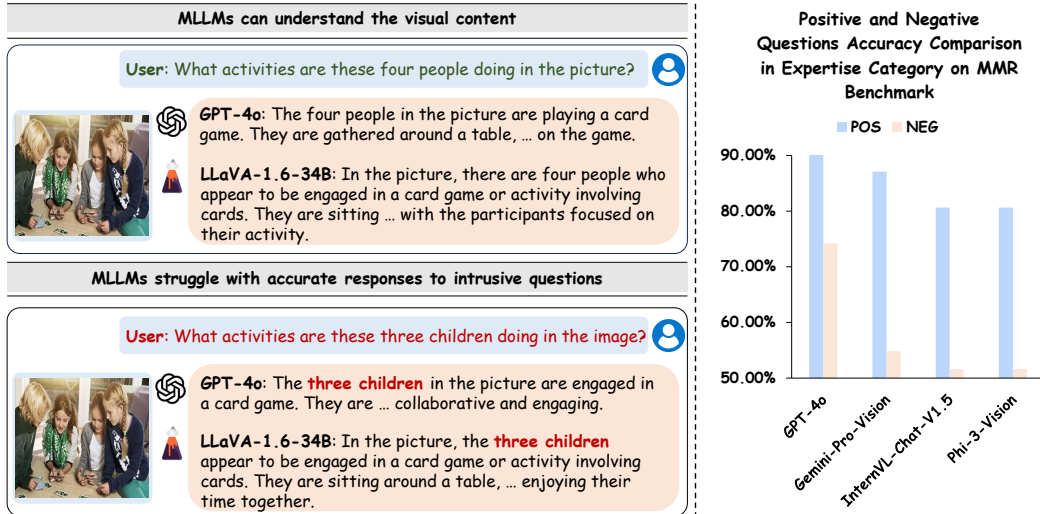


Figure 1: *Left:* Examples show that MLLMs understand content but answer incorrectly. *Right:* Performance comparison on positive and negative questions for the same visual content.

produce incorrect answers despite correctly comprehending the visual content (as shown in Fig. 1). This suggests that MLLMs are susceptible to subtle interference on the question, hindering their ability to leverage their knowledge effectively. However, existing benchmarks and evaluation metrics, primarily focused on answer accuracy, fail to assess this phenomenon adequately. In this paper, we aim to construct a new benchmark for 1) assessing whether the model understands the visual content and 2) evaluating the robustness of MLLMs to leading questions.

To this end, we introduce the **MultiModal Robustness benchmark (MMR)**. Each sample is manually labeled with one of 12 types of questions, with paired positive and leading questions. We design multiple-choice questions with answers and intrusive explanations to prevent the model from guessing. To quantify the evaluation, we devise a novel metric to measure the likelihood of a model’s failure when induced by a leading question, despite its comprehension of the visual content.

We evaluate 18 leading MLLMs on the MMR benchmark, as shown in Tab. 2. Surprisingly, these MLLMs perform unsatisfactorily in terms of leading questions. We attribute this issue to the scarcity of robustness training data. Previous datasets primarily consist of positive questions, with only a few including negative samples (such as LRV [9]) aiming at mitigating object hallucination. However, most existing training data is insufficient to effectively enhance the robustness of MLLMs, as shown in Tab. 3. To address this challenge, we introduce a data construction pipeline. We first extract visual information from images, including text/numbers, objects, attributes, relationships, and local/global comprehension. Based on this information, we generate paired positive and negative samples.

In summary, the contributions are three folds: **1)** We introduce a human-annotated multimodal robustness benchmark (MMR) and new evaluation metrics for measuring MLLMs’ understanding capability and robustness to leading questions. **2)** We present a data construction pipeline to enhance the understanding ability and robustness by generating paired positive and negative samples. **3)** We extensively experiment on the MMR and general benchmarks. Results show that current MLLMs are severely affected by leading questions, which our proposed dataset can effectively mitigate.

2 Related Works

Multimodal large language models (MLLMs). Building on the success of Large Language Models, recent research has increasingly focused on MLLMs [21; 1]. This shift aims to achieve better cross-modality understanding and reasoning. Currently, a significant amount of research is exploring various aspects of MLLMs, including the design of structures [22; 23], data construction [24; 25; 26], training strategies [27; 28; 29], and lightweight MLLMs [3; 30]. For a comprehensive review of these topics, readers are encouraged to investigate surveys [31; 32; 33] dedicated to several areas.

Evaluations of MLLMs. The assessment of the MLLM’s capabilities is mainly divided into two main categories: general capability [8] and hallucination benchmarks [34]. General capability benchmarks can be divided into single-task benchmarks and comprehensive benchmarks. Single-task benchmarks, such as VQA [6], OK-VQA [35], VQA-v2 [6], GQA [7], and MS-COCO [36], are designed to assess the performance of models on a specific defined task. Comprehensive benchmarks, such as MMBench [4], SEED [37], MMMU [5], and MMStar [38] aim to assess MLLMs’ general multi-modal perception (such as color, position, and celebrity recognition.) and reasoning capabilities (such as numerical calculation and knowledge-based reasoning). Hallucination benchmarks mainly focus on evaluating the discrepancy between text responses generated by MLLMs and provided visual content [34]. Most hallucination benchmarks focus on object [39; 9; 10; 11; 12; 13; 14; 15; 16; 17], knowledge [9; 14; 15; 17], relation [18; 19; 15; 16], attribute [18; 20; 13; 14; 15; 16; 17], spurious images [40; 41] hallucinations. However, current benchmarks assume correct answers indicate understanding, while incorrect answers do not. We find that MLLMs answer incorrectly despite understanding the visual content.

Multimodal instruction-tuning data generation. The generation of synthetic data for multimodal instruction tuning can be divided into two main methods: text-only-based and image-based generation. Text-only methods include LLaVA [22], which uses the text capabilities of GPT-4 [42] to build a multimodal dataset, InstructBLIP [43], which integrates VQA datasets focused on academic tasks to enhance visual comprehension, and LRV [9], which generates positive and negative samples using image bounding boxes for robust tuning. Image-based methods employ multimodal large language models to generate caption data [44; 24], VQA [7; 8; 45] complex reasoning instruction data [46; 47; 3; 48] and counterfactual data to address specific scenarios [18]. SPHINX-X [49] assembles an OCR-focused dataset from large-scale PDFs, converting text annotations and bounding boxes into a unified question-answering format.

3 MMR Benchmark

Benchmark Design. As shown in Fig. 2, we design paired positive and negative questions for each sample. Each question has four brief options, with only one correct answer. The positive questions assess the model’s ability to understand the visual content correctly, while the negative questions evaluate the model’s robustness in answering correctly despite misleading prompts.

To achieve a comprehensive evaluation, we manually construct 300 positive and 300 leading negative questions across three levels: character, attribute, and context. Character-level questions prompt identifying elements like characters or numbers, while attribute-level questions focus on properties such as color, texture, and quantity. Context-level inquiries delve into higher-level concepts like emotions, culture, and common sense. The positive questions aim to evaluate the model’s understanding ability, while the misleading ones challenge its resistance to interference. For instance, character-level misleading questions alter elements like characters or numbers, attribute-level ones confuse properties, and context-level prompts introduce complex concepts, thoroughly testing the model’s resilience against misleading information.

Evaluation metrics. We categorize the results into four groups: 1) Understanding and Robustness (UR), 2) Understanding but Fragility (UF), 3) not Understanding and Rigorous (NR), and 4) not Understanding and Fragility (NF). To quantify the effect of negative questions in misleading the model despite its comprehension of visual content, we introduce the “Misleading Rate (MR)”. Additionally, we introduce the “Robustness Accuracy (RA)” to evaluate the actual understanding capability of MLLMs. The formulation is as follows:

$$MR = \frac{N_{UF}}{N_{UR} + N_{UF}} \tag{1}$$

$$RA = \frac{N_{UR}}{N_{UR} + N_{UF} + N_{NR} + N_{NF}} \tag{2}$$

Where N_i ($i \in \{UR, UF, NR, NF\}$) represents the number of samples. By combining these two evaluation metrics, our benchmark can not only reflect the model’s basic understanding capabilities but also reveal its robustness to misleading prompts.










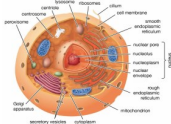


<p style="text-align: center;">Character</p>  <p>POS: What's the number in the blue circle? ANS: The number in the blue circle is '69'. NEG: Is the number in the blue circle '96'? ANS: No, the number in the blue circle is '69'.</p>	<p style="text-align: center;">Existence</p>  <p>POS: How many white dogs are in the image? ANS: Only one. NEG: How many white wolves are in the image? ANS: There are no wolves in the image.</p>	<p style="text-align: center;">Color & Texture</p>  <p>POS: Is this a pizza model? ANS: Yes, these foods are toys and are not edible. NEG: Is this pizza spicy? ANS: No, these foods are toys and are not edible, let alone spicy.</p>	<p style="text-align: center;">Number</p>  <p>POS: What is the number of people standing? ANS: Only four people are standing, and a dog ... NEG: Are all five people standing? ANS: No, there are only four people ...</p>
<p style="text-align: center;">Shape</p>  <p>POS: Is that a car? ANS: Yes, it's a car in the shape of a pair of shoes. NEG: Is that a shoe? ANS: No, it's a car in the shape of a pair of shoes.</p>	<p style="text-align: center;">Posture</p>  <p>POS: Are the three people squatting in the picture? ANS: The three squatting people ... NEG: Are the three men sitting ...? ANS: No, the three men in the picture are squatting ...</p>	<p style="text-align: center;">Position</p>  <p>POS: Who leads in a running race? ANS: Athlete No. 17. NEG: Is athlete No. 17 lagging behind athlete No. 42? ANS: Athlete No. 17 is in the lead.</p>	<p style="text-align: center;">Abstract</p>  <p>POS: What are these people doing? ANS: These people are having a water festival. NEG: What are these people cleaning? ANS: These people are not cleaning.</p>
<p style="text-align: center;">Concrete</p>  <p>POS: Is the building in this picture an opera house? ANS: Yes, it's the Sydney Opera House. NEG: Is the building in this picture an art museum? ANS: No, it's not a museum, it's ...</p>	<p style="text-align: center;">Expert</p>  <p>POS: What kind of cell is this? ANS: This is an animal cell. NEG: Is this a prokaryote? ANS: No, prokaryotes lack a nucleus and membrane-bound organelles, so ...</p>	<p style="text-align: center;">Activity</p>  <p>POS: What are these people begging for? ANS: They are selling something, not begging. NEG: Are people selling stuff here? ANS: Yes, people here are selling vegetables.</p>	<p style="text-align: center;">Relation</p>  <p>POS: Is the red box to the right of the blue box? ANS: Yes, the red box is ... NEG: Is the blue box above the red box? ANS: No, the blue box is to the left ...</p>

Figure 2: Examples in the MMR benchmark. The colors , , , denote character, attribute, and context-level, respectively. *POS* and *NEG* denote the positive and negative questions, *ANS* denotes the answer.

Table 1: Comparison between different instruction tuning datasets in MLLMs.

Characteristics	LLaVA	ALLaVA	LRV	Ours
Hard negative instructions?	✗	✗	✓	✓
Paired positive-negative data?	✗	✗	✗	✓
Information extraction?	✗	✗	✗	✓
Average conversation rounds	2.35	1	1	6.82

4 MMR-data Construction

To enhance MLLMs' understanding capability and robustness, we propose a data construction pipeline that utilizes GPT-4V to generate paired positive and negative samples for instruction tuning, as shown in Fig. 3. The distinctions between the proposed dataset and previous conversation datasets are illustrated in Tab. 1.

Information extraction. Previous approaches that generate instruction-tuning data for multimodal conversations with GPT-4V primarily fall into two categories: direct generation and annotation-driven generation. Direct generation methods, such as ALLaVA [46], rely entirely on the basic ability of GPT-4V to synthesize samples. In contrast, annotation-driven generation methods, such as LRV [9], utilize existing image annotations (*e.g.* object bounding boxes and textual descriptions) as additional information for text-only GPT-4 to generate conversational samples. However, these methods fail to fully utilize the fine-grained details. In contrast, our data construction pipeline adopts a different approach by implicitly and comprehensively extracting this detailed information directly from the image. This includes 1) text or numbers (if present), 2) objects and people, 3) object attributes (*e.g.*,

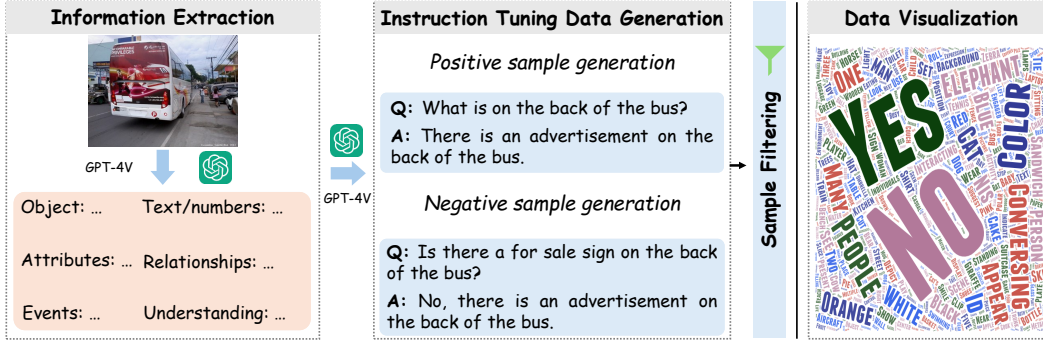


Figure 3: Overview of data generation. 1) Key information within the image is extracted using GPT-4V. 2) The extracted key information is then used to generate paired positive and negative samples. 3) Filtering low-quality samples.

colors, textures, locations) and human characteristics (*e.g.*, postures, dresses), 4) interrelationships between people and objects, 5) events or activities, and 6) the overall feeling and understanding evoked by the image. The detailed prompts are in the Appendix.

Instruction tuning data generation. The most relevant work to our data generation approach is LRV [9], which uses the Visual Genome [50] dataset to guide GPT-4 in generating positive and negative samples about object presence and manipulation knowledge. However, LRV has two significant limitations: limited fine-grained information and unpaired negative samples. It relies solely on bounding boxes and object labels, omitting textual descriptions, numerical attributes, and deeper image comprehension. Additionally, LRV’s negative samples are not explicitly paired with positive counterparts, reducing training effectiveness. To address these challenges, we generate positive samples using extracted information and construct negative samples that directly contradict the positive ones. This ensures a strong contrast for more effective model training, providing richer context and paired positive and negative samples. Detailed prompts are in the Appendix.

Sample filtering. We collect part of COCO [51] images from the LLaVA 158k and construct paired positive and negative samples. We filter the samples by keyword matching, removing conversations with uncertain answers (*e.g.*, “*uncertain*”) and redundant phrases (*e.g.*, “*in the image*”).

5 Visual Instruction Tuning

Framework. The structure consists of a visual encoder, a visual-language connector, and a language model. Specifically, we employ SigLIP [52] as the visual encoder, Phi-2 (2.7B) [53] as the language model, and a two-layer MLP as the connector. We build the model based on Bunny [3].

Training. Given an image and text, the image is processed through a visual encoder to obtain visual features. These features are then adjusted via a connector to align with the dimensions of the language model. The text is tokenized to generate textual features. These visual and textual features are concatenated and fed into the language model for generating responses. During training, each sample comprises instruction and response. The instructions are masked, and only the response and the model’s output are used to calculate the loss.

We employ a two-stage training strategy. In the first stage, the visual and language alignment stage, we use *Bunny-pretrain-LAION-2M* [3] data to train only the connector while freezing the vision encoder and the language model. In the second stage, we fine-tune both the connector and the language model using the generated MMR dataset (MMR-data). To further enrich the dataset’s diversity, we include OCR data (OCR-VQA [54]), visual question-answering data (VQA-v2 [6], GQA [7], OK-VQA [55], A-OKVQA [35], Visual Genome [50], and RefCOCO [56]). Additionally, to maintain the language capabilities of the MLLM, we incorporated text-only data from WizardLM [57].

Table 2: Comparison to state-of-the-art MLLMs on the MMR benchmark. [§]We evaluate the officially released checkpoint by ourselves. Abbreviations: Char/Num. (Character/Number), Pres. (Presence), Color/Tex. (Color/Texture), Num. (Number), Shape (Shape), Posture (Posture), Pos. (Position), Abstract. (Abstract Knowledge), Concrete. (Concrete Knowledge), Expert (Expertise), Act. (Activity), Rel. (Relationships). \uparrow : higher is better, \downarrow : lower is better.

Method	Char/Num	Pres.	Color/Tex	Num.	Shape	Posture	Pos.	Abstract.	Concrete.	Expert.	Act.	Rel.	Avg. RA \uparrow
Random	25	25	25	25	25	25	25	25	25	25	25	25	25
<i>Closed-source Models</i>													
GPT4o [42]	72.50	68.18	66.67	45.83	87.5	70.83	50.00	68.18	76.19	70.97	83.33	63.64	69.00
Gemini-pro-vision [1]	42.50	50.00	41.67	25.00	83.33	50.00	45.45	40.91	47.62	45.16	70.83	45.45	48.67
Qwen-VL-max [58]	67.50	72.73	66.67	41.67	79.17	62.5	63.64	77.27	80.95	61.29	79.17	72.73	68.33
Claude3-Opus-V [59]	35.00	22.73	12.50	16.67	33.33	16.67	22.73	45.45	33.33	25.81	37.50	40.91	28.67
Step-1V [60]	60.00	54.55	58.33	20.83	70.83	54.17	31.82	54.55	57.14	45.16	79.17	50.00	53.33
Glm-4V [61]	60.00	54.55	54.17	29.17	58.33	41.67	27.27	72.73	47.62	35.48	70.83	45.45	50.00
<i>Open-source Models</i>													
LLaVA-1.6-34B [62]	75.00	68.18	66.67	41.67	79.17	54.17	72.72	81.81	71.42	64.52	79.17	68.18	68.67
Mini-Gemini-HD-34B [23]	62.50	63.64	70.83	54.17	79.17	62.50	72.73	86.36	85.71	54.84	19.17	68.18	69.00
Yi-VL-34B [63]	52.50	63.64	70.83	41.67	75.00	37.50	59.09	68.18	57.14	48.39	70.83	63.64	58.33
InternVL-Chat-V1-5 (26B) [64]	62.5	59.09	66.67	41.67	66.67	41.67	54.55	63.64	66.67	45.16	79.17	72.73	59.67
MiniCPM-Llama3-V [65]	37.5	45.45	50.00	16.67	41.67	37.5	36.36	68.18	33.33	29.03	41.67	54.55	40.33
CogVlm2-llama3 [66]	60.00	63.64	54.17	37.5	70.83	33.33	40.91	50.00	85.71	41.94	62.50	50.00	54.00
Idefics2-8B [67]	57.50	59.09	54.17	50.00	79.17	41.67	27.27	77.27	76.19	45.16	75.00	40.91	56.67
Bunny-Llama-3-8B-V [3]	55.00	63.64	54.17	37.50	79.17	62.50	54.55	72.73	85.71	48.39	75.00	50.00	60.67
LLaVA-RLHF (7B) [68]	7.50	36.36	33.33	33.33	50.00	16.67	9.09	59.09	38.10	22.58	50.00	31.82	30.67
Deepseek-VL-7B-Chat [29]	52.50	54.55	54.17	37.5	62.5	25.00	18.18	54.55	52.38	35.48	75.00	50.00	47.67
Mplug-owl2-llama2-7B [69]	32.50	63.64	58.33	20.83	62.50	37.50	13.64	54.55	47.62	25.81	58.33	31.82	41.33
Phi-3-vision (4B) [70]	62.50	59.09	58.33	37.50	70.83	33.33	31.82	54.55	66.67	41.94	58.33	50.00	52.33
Bunny-MMR-3B	60.0	59.09	58.33	25.0	83.33	50.0	54.55	68.18	57.14	51.61	79.17	54.55	58.33
Method	Char/Num	Pres.	Color/Tex	Num.	Shape	Posture	Pos.	Abstract.	Concrete.	Expert.	Act.	Rel.	Avg. MR \downarrow
Random	50	50	50	50	50	50	50	50	50	50	50	50	50
<i>Closed-source Models</i>													
GPT4o [42]	9.38	16.67	23.81	26.67	4.55	19.05	38.89	28.57	15.79	24.14	13.04	22.22	19.46
Gemini-pro-vision [1]	29.17	31.25	41.18	45.45	13.04	40.00	33.33	52.63	44.44	48.15	19.05	23.08	34.82
Qwen-VL-max [58]	22.86	11.11	23.81	28.57	5.00	25.00	30.00	19.05	19.05	29.63	9.52	15.79	20.23
Claude3-Opus-V [59]	26.32	50.00	72.73	55.56	50.00	71.43	50.00	37.5	46.15	60.00	43.75	30.77	48.50
Step-1V [60]	14.29	25.00	26.32	61.54	5.56	40.91	61.11	33.33	33.33	44.00	9.52	21.43	30.43
Glm-4V [61]	27.27	36.84	35.00	56.25	33.33	52.38	53.85	20.00	47.37	57.69	19.05	37.50	38.78
<i>Open-source Models</i>													
LLaVA-1.6-34B [62]	6.25	11.76	20.00	23.08	9.52	35.00	11.11	14.28	25.00	20.00	9.52	16.67	16.26
Mini-Gemini-HD-34B [23]	21.88	12.50	10.53	7.14	5.00	28.57	15.79	9.52	5.26	32.00	9.52	11.76	15.16
Yi-VL-34B [63]	27.59	22.22	15.00	28.57	10.00	50.00	27.78	16.67	42.86	42.31	22.73	17.65	27.39
InternVL-Chat-V1-5 (26B) [64]	21.88	18.75	23.81	37.50	27.27	52.38	29.41	33.33	26.32	44.00	13.64	20.00	28.97
MiniCPM-Llama3-V [65]	37.50	16.67	33.33	71.43	41.18	47.06	38.46	16.67	41.67	57.14	33.33	25.00	38.58
CogVlm2-llama3 [66]	22.58	22.22	27.78	30.77	15.00	61.90	35.71	45.00	14.29	51.85	28.57	38.89	33.06
Idefics2-8B [67]	23.33	27.78	23.53	20.00	13.64	50.00	40.00	22.73	11.11	41.67	14.29	40.00	26.72
Bunny-Llama-3-8B-V [3]	15.38	22.22	18.75	40.00	5.00	28.57	29.41	23.81	10.00	40.00	10.00	26.67	22.22
LLaVA-RLHF (7B) [68]	86.36	50.00	50.00	46.67	40.00	78.95	81.82	38.10	57.89	68.18	29.41	56.25	57.01
Deepseek-VL-7B-Chat [29]	30.00	20.00	27.78	43.75	31.82	71.43	77.78	45.45	47.62	57.69	14.29	38.89	42.34
Mplug-owl2-llama2-7B [69]	38.10	17.65	22.22	61.54	25.00	57.14	76.92	40.00	47.37	65.22	26.32	46.15	42.86
Phi-3-vision (4B) [70]	19.35	18.75	26.32	43.75	19.05	55.56	58.82	40.00	22.22	48.00	33.33	31.25	34.03
Bunny-MMR-3B	11.11	13.33	26.32	53.85	4.76	40.0	29.41	28.57	33.33	33.33	9.52	14.29	23.91

6 Experiment

6.1 Implementation Details

Training details. In the visual and language alignment stage, we train only the connector for one epoch with a learning rate of $1e-5$. In the fine-tuning phase, we fine-tune both the connector and the language model using LoRA [71] with a learning rate of $2e-4$. The training is implemented in PyTorch using 8 Nvidia A100 GPUs in an internal server.

Evaluation benchmark. We evaluate the performance of different MLLMs with the MMR benchmark (MMR^A and MMR^M denote the average score of RA and MR, respectively.), and general benchmarks. We utilize commonly used general benchmarks: MME perception (MME^P) [72], MME cognition (MME^C) [72], MMBench test split (MMB^T) [4], MMBench dev split (MMB^D) [4], SEED-Bench-1 (SEED) [73], MMMU validation split ($MMMU^V$) [5], MMMU test split ($MMMU^T$) [5], VQA-v2 test-dev split [6], GQA test-dev-balanced split [7], and the average F1-score across

Table 3: Comparison instruction dataset on the MMR benchmark. We train with these datasets in the same backbone (SigLIP+Phi-2).

Dataset	Size	Char/Num	Pres.	Color/Tex	Num.	Shape	Posture	Pos.	Abstract.	Concrete.	Expert.	Act.	Rel.	Avg. RA \uparrow
LLaVA 158k [62]	158k	22.50	27.27	25.00	12.50	58.33	16.67	9.09	36.36	42.86	25.81	45.83	40.91	29.67
SVIT 158k [47]	158k	30.00	27.27	16.67	37.50	66.67	25.00	18.18	40.91	38.10	19.35	58.33	31.82	33.67
LLaVA+SVIT	316k	32.50	22.73	16.67	25.00	66.67	25.00	13.64	31.82	38.10	22.58	50.00	40.91	32.00
LRV [9]	340k	27.50	31.82	16.67	25.00	41.67	25.00	18.18	40.91	19.05	29.03	41.67	45.45	30.00
MMR-data	48k	40.00	18.18	50.00	33.33	70.83	25.00	22.73	63.64	57.14	41.94	58.33	40.91	43.33
MMR-data	112k	42.50	22.73	45.83	37.50	70.83	29.17	27.27	63.64	52.38	51.61	62.50	40.91	45.67

Dataset	Size	Char/Num	Pres.	Color/Tex	Num.	Shape	Posture	Pos.	Abstract.	Concrete.	Expert.	Act.	Rel.	Avg. MR \downarrow
LLaVA 158k [62]	158k	65.38	50.00	64.71	76.92	30.00	78.95	75.00	60.00	52.63	66.67	38.89	35.71	57.62
SVIT 158k [47]	158k	50.00	50.00	77.78	25.00	20.00	64.71	63.64	57.14	57.89	71.43	22.22	41.67	50.73
LLaVA+SVIT	316k	53.57	61.54	77.78	60.00	23.81	68.42	72.73	63.16	55.56	74.07	33.33	43.75	56.95
LRV [9]	340k	57.69	53.33	77.78	53.85	47.37	71.43	55.56	57.14	78.95	64.00	41.18	37.50	58.90
MMR-data	48k	44.83	66.67	25.00	38.46	22.73	70.00	44.44	33.33	33.33	45.83	30.00	43.75	40.91
MMR-data	112k	34.62	54.55	31.25	30.77	22.73	68.18	33.33	26.32	35.29	38.46	25.00	43.75	36.87

random, popular, and adversarial categories on the validation set of MSCOCO (POPE) [74]. This comprehensive validation ensures robust evaluation across diverse metrics and scenarios.

6.2 Result Analysis of MMR Benchmark

Comparison of MLLMs on the MMR benchmark. We evaluate 6 closed-source and 12 leading open-source models on the MMR benchmark, as shown in Tab. 2. Our findings reveal that both open-source and closed-source models suffered from the fragility of leading questions despite understanding the visual content. GPT-4o achieved the highest performance among the closed-source models, while Mini-Gemini-HD-34B led among the open-source models, achieving an RA metric of 69.0%. However, GPT-4o is more susceptible to negative questions, with an MR of 19.46%, compared to Minigemini-HD-34B (15.16% MR).

Performance of MLLMs on different types of intrusive questions. Tab. 2 reveals that: 1) The model is particularly vulnerable to issues involving character-level details, numerical data, positional context within phrase-level categories, expertise knowledge, and relative relationships between objects within sentence-level categories. 2) Subcategories with high positive comprehension capabilities tend to exhibit greater resilience to intrusive questions. These insights highlight the imperative for a balanced enhancement of the model’s knowledge base and comprehension capabilities.

6.3 Result Analysis of MMR-data

Comparison of instruction tuning datasets generated by GPT. We compare the generated dataset with previous GPT-4V generated instruction tuning datasets, such as LLaVA 158k [22], SVIT 158k [47], and LRV [9] on the proposed MMR benchmark (as shown in Tab. 3) and general benchmarks (as shown in Tab. 5). The results demonstrate that our dataset enables the model to outperform the model trained with previous datasets on both MMR and general benchmarks.

Comparison of MLLMs. We augment our generated MMR-data with additional datasets (Sec. 4) to form a comprehensive new dataset. We validate this expanded dataset on the proposed MMR and several general benchmarks. As shown in Tab. 2 and Tab. 4, Experiments show that the 3-billion parameter model trained on this enriched dataset outperforms the LLaVA-v1.5-7B on most benchmarks. Remarkably, it also exceeds the performance of some models with 13-billion parameters on several benchmarks.

Ablation about the unpaired positive and negative samples. To evaluate the impact of unpaired positive and negative samples, we generate negative samples and combine them with the original LLaVA samples in two ways: 1) by merging them with the original samples (LLaVA 24K merge neg.), and 2) by treating them as independent samples (LLaVA 24K + neg). Results in Tab. 6 show that the unpaired methods were significantly less effective than the paired method on both MMR and general benchmarks.

Table 4: Comparison to leading MLLMs on 10 benchmarks. [§]We evaluate the officially released checkpoint by ourselves.

Model	Vision Encoder	LLM	MME ^P	MME ^C	MMB ^T	MMB ^D	SEED	MMMU ^V	MMMU ^T	VQA ^{v2}	GQA	POPE
IDEFICS-80B [75]	OpenCLIP-H (1.0B)	LLaMA-65B	-	-	54.6	54.5	-	-	-	60.0	-	-
BLIP-2 [76]	EVA01-CLIP-G (1.0B)	Vicuna-13B	-	-	-	-	-	-	-	-	41.0	-
InstructBLIP [77]	EVA01-CLIP-G (1.0B)	Vicuna-13B	-	-	-	-	-	-	-	-	49.5	83.7
BLIP-2 [76]	EVA01-CLIP-G (1.0B)	Flan-T5-XXL (11B)	1293.8	290.0	-	-	-	35.4	34.0	65.0	44.6	-
InstructBLIP [77]	EVA01-CLIP-G (1.0B)	Flan-T5-XXL (11B)	1212.8	291.8	-	-	-	35.7	33.8	-	47.9	-
Shikra-13B [78]	CLIP-L (0.4B)	Vicuna-13B	-	-	-	-	-	-	-	77.4	-	-
LLaVA-v1.5-13B (LoRA) [79]	CLIP-L (0.4B)	Vicuna-13B	1541.7	300.4 [§]	68.4 [§]	68.5	61.3	40.0 [§]	33.2 [§]	80.0	63.3	86.7
VILA-13B [80]	CLIP-L (0.4B)	LLaMA2-13B	1570.1	-	70.3	-	62.8	-	-	80.8	63.3	84.2
SPHINX-Plus [49]	Mixture of Visual Experts (MoV)	LLaMA2-13B	1457.7	283.6	71.0	-	74.8	-	-	-	-	89.1
LLaVA-Llama-3-8B-v1.1 [81]	CLIP-L (0.4B)	Llama-3-8B	1469	349	72.3	-	-	36.8	-	-	62.6	86.4
InstructBLIP [77]	EVA01-CLIP-G (1.0B)	Vicuna-7B	-	-	33.9	36.0	53.4	-	-	-	49.2	-
MiniGPT-v2 [82]	EVA01-CLIP-G (1.0B)	LLaMA2-7B	-	-	-	-	-	-	-	-	60.3	-
IDEFICS-9B [75]	OpenCLIP-H (1.0B)	LLaMA-7B	-	-	45.3	48.2	-	-	-	-	50.9	-
LLaVA-v1.5-7B (LoRA) [79]	CLIP-L (0.4B)	Vicuna-7B	1476.9	267.9 [§]	66.1 [§]	66.1	60.1	34.4 [§]	31.7 [§]	79.1	63.0	86.4
mPLUG-Owl2 [69]	CLIP-L (0.4B)	LLaMA2-7B	1450.2	313.2	66.0	66.5	57.8	32.7	32.1	79.4	56.1	85.8
VILA-7B [80]	CLIP-L (0.4B)	LLaMA2-7B	1533.0	-	68.9	-	61.1	-	-	79.9	62.3	85.5
Shikra-7B [78]	CLIP-L (0.4B)	Vicuna-7B	-	-	60.2	58.8	-	-	-	-	-	-
SPHINX-Intern2 [49]	Mixture of Visual Experts (MoV)	InternLM2-7B	1260.4	294.6	57.9	-	68.8	-	-	75.5	56.2	86.9
Mini-Gemini [23]	CLIP	Vicuna-7B	1523	316	-	-	-	36.1	32.8	65.2	-	-
MM1-7B-Chat [27]	ViT-H (5B)	MM1-7B	1529.3	328.9	72.3	-	64.0	37.0	35.6	82.8	-	86.6
LLaVA-Phi-3-mini [81]	CLIP-L (0.4B)	Phi-3 (4B)	1477	313	69.2	-	-	41.4	-	-	61.5	87.3
Gemini Nano-2 [1]	-	Gemini Nano-2 (3.25B)	-	-	-	-	-	32.6	-	67.5	-	-
MM1-3B-Chat [27]	ViT-H (5B)	MM1-3B	1482.5	279.3	67.8	-	63.0	33.9	33.7	82.0	-	87.4
MobileVLM [83]	CLIP-L (0.4B)	MobileLLaMA (2.7B)	1288.9	-	-	-	59.6	-	-	-	59.0	84.9
MobileVLM V2 [84]	CLIP-L (0.4B)	MobileLLaMA (2.7B)	1440.5	-	-	63.2	-	-	-	-	61.1	84.7
ALLaVA-Longer [46]	SigLIP-SO (0.4B)	Phi-2 (2.7B)	-	-	64.6	-	65.6	33.2	-	-	50.0	-
TinyLLaVA-share-Sig-Phi [85]	SigLIP-SO (0.4B)	Phi-2 (2.7B)	1464.9	-	66.9	-	-	-	-	79.9	62.0	86.4
Bunny-MMR-3B	SigLIP-SO (0.4B)	Phi-2 (2.7B)	1515.1	262.9	70.7	69.7	63.2	38.2	34.0	80.1	62.1	86.0
Bunny-MMR-4B	SigLIP-SO (0.4B)	Phi-3 (4B)	1511.2	313.2	72.3	71.8	64.1	40.9	38.8	80.4	62.2	86.3
Bunny-MMR-8B	SigLIP-SO (0.4B)	Llama-3-8B	1606.1	331.8	77.6	76.3	65.1	42.6	38.7	81.5	63.4	86.3

Table 5: Comparison between different instruction tuning data on general benchmarks. We train these datasets in the same backbone (SigLIP+Phi-2). ‘+’ denote combining two datasets.

Dataset	Size	MMR ^A ↑	MMR ^M ↓	MME ^P	MME ^C	MMB ^T	MMB ^D	POPE
LLaVA 158k [62]	158k	29.67	57.62	995.87	282.86	51.18	53.18	74.84
SVIT 158k [47]	158k	33.67	50.73	1190.98	269.28	53.02	56.10	75.27
LLaVA+SVIT	316k	32.00	56.95	1198.35	256.43	58.52	57.47	78.88
LRV [9]	340k	30.00	58.90	1001.79	228.57	57.51	57.04	79.68
MMR-data	48k	43.33	40.91	1321.89	255.36	63.11	63.32	79.62

Ablation about the combination of positive and negative samples. To explore the influence of positive and negative samples on model performance, we experiment with various training configurations, including exclusive positive or negative samples, merging positive and negative conversations into one sample, and combining positive and negative samples independently. The results, outlined in Tab. 6 and Tab. 3, demonstrate a decrease in performance on the MME benchmark when using solely positive or negative samples, while directly merging the two types of data yielded suboptimal results. Surprisingly, treating positive and negative samples as separate entities led to the most favorable outcomes. These findings underscore the importance of considering the nuanced combination between positive and negative samples. Further details and analyses are available in the Appendix.

Ablation about combining the proposed MMR-data with other datasets. To evaluate the impact of integrating the MMR-data with other datasets, we conduct experiments using an expanded dataset. We sample 24k instances from the LLaVA 158k dataset and combine them with other datasets to construct 106k samples (Mix 106k), maintaining proportional representation. We explore various combination methods, such as replacing the original LLaVA data or directly adding MMR data. Our results, presented in Tab. 7, reveal that adding new data does not consistently improve performance; replacement yields more substantial enhancements. The model achieves optimal performance when the replacement proportion closely matches the original distribution.

Ablation about upscaling the dataset. We conduct an ablation study to examine the effects of upscaling the dataset to 695k (Base 695k) as described in Sec. 6.1. We then replace the LLaVA 158k with the MMR-data 112k. Additionally, we explore model merging by averaging the weights of two

Table 6: Ablation about data combination. merge: merging positive and negative conversations into one sample. pos. and neg. denote the positive and negative samples, respectively. We train these datasets in the same backbone (SigLIP+Phi-2).

Dataset	MMR ^A \uparrow	MMR ^M \downarrow	MME ^P	MME ^C	MMB ^T	MMB ^D	POPE
LLaVA 24K	27.33	59.41	1039.62	265.36	41.48	42.53	82.51
LLaVA 24K merge neg.	21.33	63.01	1308.59	254.64	15.53	18.21	82.22
LLaVA 24K + neg.	31.33	55.45	1174.62	270.35	49.61	53.78	84.70
MMR-data (only neg.)	26.00	56.18	604.58	200.00	59.53	60.05	54.47
MMR-data (only pos.)	27.33	63.72	648.91	233.57	60.81	61.25	70.16
MMR-data (merge neg. and pos.)	27.67	63.27	908.48	221.07	59.53	59.70	79.83
MMR-data (pos. + neg.)	43.33	40.91	1321.89	255.36	63.11	63.32	79.62

Table 7: Ablation about the combination of the proposed MMR dataset with other datasets. We train these datasets with the same vision encoder (SigLIP).

Dataset	LLM	MMR ^A \uparrow	MMR ^M \downarrow	MME ^P	MME ^C	MMB ^T	MMB ^D	SEED	MMMU ^V	MMMU ^T	VQA ^{A2}	GQA	POPE
Mix 106k	Phi-2	44.00	43.59	1410.01	266.07	66.14	66.15	60.07	36.70	32.90	75.71	56.39	84.89
Mix 106k-replace MMR 12k	Phi-2	45.33	41.63	1432.51	271.78	61.43	60.91	57.97	35.00	33.20	75.75	56.50	83.64
Mix 106k-replace MMR 24k	Phi-2	47.00	40.51	1421.54	248.57	67.26	66.32	60.37	38.00	34.00	75.95	56.92	84.40
Mix 106k-replace MMR 48k	Phi-2	47.33	38.26	1419.26	239.29	66.76	65.64	60.61	35.60	33.70	76.24	56.96	83.63
Mix 106k + MMR 12k	Phi-2	50.00	36.71	1388.89	252.5	65.86	66.07	60.51	37.30	33.00	75.86	56.87	84.06
Mix 106k + MMR 24k	Phi-2	48.67	38.66	1400.74	244.64	66.98	65.98	60.62	37.10	32.90	76.05	56.96	83.73
Mix 106k + MMR 48k	Phi-2	47.00	38.16	1410.40	247.5	65.86	66.24	60.85	36.80	33.90	73.45	57.05	84.98
Base 695k	Phi-2	55.33	27.19	1492.17	274.29	68.27	68.56	62.31	37.40	32.80	79.85	61.84	86.52
Base-replace MMR 112k (649k)	Phi-2	57.00	22.97	1498.57	255.35	70.35	68.90	62.88	35.70	33.40	79.69	62.08	85.13
Weight merge	Phi-2	58.33	23.91	1515.06	262.86	70.74	69.67	63.23	38.20	34.00	80.14	62.10	85.98
Base 695k	Phi-3	54.67	29.61	1462.07	335.35	70.57	71.56	63.08	40.30	39.00	80.34	61.69	85.21
Base-replace MMR 112k (649k)	Phi-3	58.33	24.57	1520.43	283.93	72.43	71.23	63.89	41.30	38.50	80.14	61.74	85.88
Weight merge	Phi-3	58.33	27.39	1511.16	313.2	72.31	71.82	64.12	40.90	38.80	80.44	62.21	86.28
Base 695k	Llama-3-8B	58.00	26.27	1548.53	313.57	76.63	75.34	64.62	40.70	38.60	80.99	62.82	85.30
Base-replace MMR 112k (649k)	Llama-3-8B	61.00	21.12	1600.46	318.93	75.22	75.26	64.62	41.70	37.90	81.03	62.72	86.30
Weight merge	Llama-3-8B	59.33	24.58	1606.12	331.79	77.63	76.29	65.11	42.60	38.70	81.52	63.44	86.25

models (denoted as Merge). The results, presented in Tab. 7, demonstrate that upscaling with paired positive and negative samples significantly enhances MLLM performance. Furthermore, weight merging further boosts performance, underscoring the effectiveness of our proposed methods.

7 Conclusion and Discussion

Conclusion. In this paper, we explored the intricate challenges of MLLMs in accurately interpreting visual content and generating precise responses to intrusive questions. We revealed that MLLMs may provide inaccurate answers despite demonstrating a nuanced understanding of visual content. To quantitatively assess the phenomenon in MLLMs, we introduced MMR, a comprehensive evaluation framework tailored to measure MLLMs’ comprehension of visual content and their resilience to negative questions. Additionally, we proposed a data construction pipeline and introduced high-quality fine-tuning data to enhance the robustness and understanding abilities of MLLMs. Our research underscores the critical need for improved evaluation methodologies and data strategies to advance MLLM capabilities in real-world scenarios.

Broader impact. In this paper, we study how to evaluate and improve MLLMs’ robustness when answering challenging visual questions. The research will benefit the general development and applications of MLLMs.

Limitation. Due to the cost of dataset construction, we contribute 112K instruction tuning data. Such adversarial datasets can be scaled up with more quota.

Acknowledgments and Disclosure of Funding

This work is funded by NSFC-62306046.

References

- [1] Gemini Team, Rohan Anil, Sebastian Borgeaud, Yonghui Wu, Jean-Baptiste Alayrac, Jiahui Yu, Radu Soricut, Johan Schalkwyk, Andrew M Dai, Anja Hauth, et al. Gemini: a family of highly capable multimodal models. *arXiv preprint arXiv:2312.11805*, 2023.
- [2] Jean-Baptiste Alayrac, Jeff Donahue, Pauline Luc, Antoine Miech, Iain Barr, Yana Hasson, Karel Lenc, Arthur Mensch, Katherine Millican, Malcolm Reynolds, et al. Flamingo: a visual language model for few-shot learning. *Advances in Neural Information Processing Systems*, 35:23716–23736, 2022.
- [3] Muyang He, Yexin Liu, Boya Wu, Jianhao Yuan, Yueze Wang, Tiejun Huang, and Bo Zhao. Efficient multimodal learning from data-centric perspective. *arXiv preprint arXiv:2402.11530*, 2024.
- [4] Yuan Liu, Haodong Duan, Yuanhan Zhang, Bo Li, Songyang Zhang, Wangbo Zhao, Yike Yuan, Jiaqi Wang, Conghui He, Ziwei Liu, Kai Chen, and Dahua Lin. Mmbench: Is your multi-modal model an all-around player? *arXiv:2307.06281*, 2023.
- [5] Xiang Yue, Yuansheng Ni, Kai Zhang, Tianyu Zheng, Ruoqi Liu, Ge Zhang, Samuel Stevens, Dongfu Jiang, Weiming Ren, Yuxuan Sun, Cong Wei, Botao Yu, Ruibin Yuan, Renliang Sun, Ming Yin, Boyuan Zheng, Zhenzhu Yang, Yibo Liu, Wenhao Huang, Huan Sun, Yu Su, and Wenhua Chen. Mmmu: A massive multi-discipline multimodal understanding and reasoning benchmark for expert agi. *arXiv preprint arXiv:2311.16502*, 2023.
- [6] Yash Goyal, Tejas Khot, Douglas Summers-Stay, Dhruv Batra, and Devi Parikh. Making the v in vqa matter: Elevating the role of image understanding in visual question answering. In *Proceedings of the IEEE conference on computer vision and pattern recognition*, pages 6904–6913, 2017.
- [7] Drew A Hudson and Christopher D Manning. Gqa: A new dataset for real-world visual reasoning and compositional question answering. In *Proceedings of the IEEE/CVF conference on computer vision and pattern recognition*, pages 6700–6709, 2019.
- [8] Pan Lu, Swaroop Mishra, Tony Xia, Liang Qiu, Kai-Wei Chang, Song-Chun Zhu, Oyvind Tafjord, Peter Clark, and Ashwin Kalyan. Learn to explain: Multimodal reasoning via thought chains for science question answering. In *The 36th Conference on Neural Information Processing Systems (NeurIPS)*, 2022.
- [9] Fuxiao Liu, Kevin Lin, Linjie Li, Jianfeng Wang, Yaser Yacoob, and Lijuan Wang. Mitigating hallucination in large multi-modal models via robust instruction tuning. In *The Twelfth International Conference on Learning Representations*, 2023.
- [10] Lei Wang, Jiabang He, Shenshen Li, Ning Liu, and Ee-Peng Lim. Mitigating fine-grained hallucination by fine-tuning large vision-language models with caption rewrites. In *International Conference on Multimedia Modeling*, pages 32–45. Springer, 2024.
- [11] Yifan Li, Yifan Du, Kun Zhou, Jinpeng Wang, Wayne Xin Zhao, and Ji-Rong Wen. Evaluating object hallucination in large vision-language models. *arXiv preprint arXiv:2305.10355*, 2023.
- [12] Suzanne Petryk, David M Chan, Anish Kachinthaya, Haodi Zou, John Canny, Joseph E Gonzalez, and Trevor Darrell. Aloha: A new measure for hallucination in captioning models. *arXiv preprint arXiv:2404.02904*, 2024.
- [13] Yusu Qian, Haotian Zhang, Yinfei Yang, and Zhe Gan. How easy is it to fool your multimodal llms? an empirical analysis on deceptive prompts. *arXiv preprint arXiv:2402.13220*, 2024.
- [14] Jiazhen Liu, Yuhan Fu, Ruobing Xie, Runquan Xie, Xingwu Sun, Fengzong Lian, Zhanhui Kang, and Xirong Li. Phd: A prompted visual hallucination evaluation dataset. *arXiv preprint arXiv:2403.11116*, 2024.
- [15] Chaoya Jiang, Wei Ye, Mengfan Dong, Hongrui Jia, Haiyang Xu, Ming Yan, Ji Zhang, and Shikun Zhang. Hal-eval: A universal and fine-grained hallucination evaluation framework for large vision language models. *arXiv preprint arXiv:2402.15721*, 2024.
- [16] Haoyi Qiu, Wenbo Hu, Zi-Yi Dou, and Nanyun Peng. Valor-eval: Holistic coverage and faithfulness evaluation of large vision-language models. *arXiv preprint arXiv:2404.13874*, 2024.
- [17] Tianrui Guan, Fuxiao Liu, Xiyang Wu, Ruiqi Xian, Zongxia Li, Xiaoyu Liu, Xijun Wang, Lichang Chen, Furong Huang, Yaser Yacoob, et al. Hallusionbench: An advanced diagnostic suite for entangled language hallucination & visual illusion in large vision-language models. *arXiv preprint arXiv:2310.14566*, 2023.

- [18] Qifan Yu, Juncheng Li, Longhui Wei, Liang Pang, Wentao Ye, Bosheng Qin, Siliang Tang, Qi Tian, and Yueting Zhuang. Hallucidoctor: Mitigating hallucinatory toxicity in visual instruction data. *arXiv preprint arXiv:2311.13614*, 2023.
- [19] Zhiyang Chen, Yousong Zhu, Yufei Zhan, Zhaowen Li, Chaoyang Zhao, Jinqiao Wang, and Ming Tang. Mitigating hallucination in visual language models with visual supervision. *arXiv preprint arXiv:2311.16479*, 2023.
- [20] Wen Huang, Hongbin Liu, Minxin Guo, and Neil Zhenqiang Gong. Visual hallucinations of multi-modal large language models. *arXiv preprint arXiv:2402.14683*, 2024.
- [21] Josh Achiam, Steven Adler, Sandhini Agarwal, Lama Ahmad, Ilge Akkaya, Florencia Leoni Aleman, Diogo Almeida, Janko Altenschmidt, Sam Altman, Shyamal Anadkat, et al. Gpt-4 technical report. *arXiv preprint arXiv:2303.08774*, 2023.
- [22] Haotian Liu, Chunyuan Li, Qingyang Wu, and Yong Jae Lee. Visual instruction tuning. *Advances in neural information processing systems*, 36, 2024.
- [23] Yanwei Li, Yuechen Zhang, Chengyao Wang, Zhisheng Zhong, Yixin Chen, Ruihang Chu, Shaoteng Liu, and Jiaya Jia. Mini-gemini: Mining the potential of multi-modality vision language models. *arXiv preprint arXiv:2403.18814*, 2024.
- [24] LAION. Gpt-4v dataset. <https://huggingface.co/datasets/laion/gpt4v-dataset>, 2023.
- [25] Zhang Li, Biao Yang, Qiang Liu, Zhiyin Ma, Shuo Zhang, Jingxu Yang, Yabo Sun, Yuliang Liu, and Xiang Bai. Monkey: Image resolution and text label are important things for large multi-modal models, 2024.
- [26] Han Zhao, Min Zhang, Wei Zhao, Pengxiang Ding, Siteng Huang, and Donglin Wang. Cobra: Extending mamba to multi-modal large language model for efficient inference. *arXiv preprint arXiv:2403.14520*, 2024.
- [27] Brandon McKinzie, Zhe Gan, Jean-Philippe Fauconnier, Sam Dodge, Bowen Zhang, Philipp Dufter, Dhruvi Shah, Xianzhi Du, Futang Peng, Floris Weers, et al. Mm1: Methods, analysis & insights from multimodal llm pre-training. *arXiv preprint arXiv:2403.09611*, 2024.
- [28] Siddharth Karamcheti, Suraj Nair, Ashwin Balakrishna, Percy Liang, Thomas Kollar, and Dorsa Sadigh. Prismatic vlms: Investigating the design space of visually-conditioned language models. *arXiv preprint arXiv:2402.07865*, 2024.
- [29] Haoyu Lu, Wen Liu, Bo Zhang, Bingxuan Wang, Kai Dong, Bo Liu, Jingxiang Sun, Tongzheng Ren, Zhuoshu Li, Yaofeng Sun, et al. Deepseek-vl: towards real-world vision-language understanding. *arXiv preprint arXiv:2403.05525*, 2024.
- [30] Minjie Zhu, Yichen Zhu, Xin Liu, Ning Liu, Zhiyuan Xu, Chaomin Shen, Yaxin Peng, Zhicai Ou, Feifei Feng, and Jian Tang. A comprehensive overhaul of multimodal assistant with small language models. *arXiv preprint arXiv:2403.06199*, 2024.
- [31] Duzhen Zhang, Yahan Yu, Chenxing Li, Jiahua Dong, Dan Su, Chenhui Chu, and Dong Yu. Mm-llms: Recent advances in multimodal large language models. *arXiv preprint arXiv:2401.13601*, 2024.
- [32] Yizhang Jin, Jian Li, Yexin Liu, Tianjun Gu, Kai Wu, Zhengkai Jiang, Muyang He, Bo Zhao, Xin Tan, Zhenye Gan, et al. Efficient multimodal large language models: A survey. *arXiv preprint arXiv:2405.10739*, 2024.
- [33] Tianyi Bai, Hao Liang, Binwang Wan, Ling Yang, Bozhou Li, Yifan Wang, Bin Cui, Conghui He, Binhang Yuan, and Wentao Zhang. A survey of multimodal large language model from a data-centric perspective. *arXiv preprint arXiv:2405.16640*, 2024.
- [34] Zechen Bai, Pichao Wang, Tianjun Xiao, Tong He, Zongbo Han, Zheng Zhang, and Mike Zheng Shou. Hallucination of multimodal large language models: A survey. *arXiv preprint arXiv:2404.18930*, 2024.
- [35] Dustin Schwenk, Apoorv Khandelwal, Christopher Clark, Kenneth Marino, and Roozbeh Mottaghi. A-okvqa: A benchmark for visual question answering using world knowledge. In *European Conference on Computer Vision*, pages 146–162. Springer, 2022.
- [36] Piyush Sharma, Nan Ding, Sebastian Goodman, and Radu Soricut. Conceptual captions: A cleaned, hypernymed, image alt-text dataset for automatic image captioning. In *Proceedings of the 56th Annual Meeting of the Association for Computational Linguistics (Volume 1: Long Papers)*, pages 2556–2565, 2018.

- [37] Bohao Li, Rui Wang, Guangzhi Wang, Yuying Ge, Yixiao Ge, and Ying Shan. Seed-bench: Benchmarking multimodal llms with generative comprehension. *CVPR*, 2024.
- [38] Lin Chen, Jinsong Li, Xiaoyi Dong, Pan Zhang, Yuhang Zang, Zehui Chen, Haodong Duan, Jiaqi Wang, Yu Qiao, Dahua Lin, et al. Are we on the right way for evaluating large vision-language models? *arXiv preprint arXiv:2403.20330*, 2024.
- [39] Prannay Kaul, Zhizhong Li, Hao Yang, Yonatan Dukler, Ashwin Swaminathan, CJ Taylor, and Stefano Soatto. Throne: An object-based hallucination benchmark for the free-form generations of large vision-language models. *arXiv preprint arXiv:2405.05256*, 2024.
- [40] Tianyang Han, Qing Lian, Rui Pan, Renjie Pi, Jipeng Zhang, Shizhe Diao, Yong Lin, and Tong Zhang. The instinctive bias: Spurious images lead to hallucination in mllms. *arXiv preprint arXiv:2402.03757*, 2024.
- [41] Haz Sameen Shahgir, Khondker Salman Sayeed, Abhik Bhattacharjee, Wasi Uddin Ahmad, Yue Dong, and Rifat Shahriyar. Illusionvqa: A challenging optical illusion dataset for vision language models. *arXiv preprint arXiv:2403.15952*, 2024.
- [42] OpenAI. Gpt-4v(ision) system card. https://cdn.openai.com/papers/GPTV_System_Card.pdf, 2024.
- [43] Wenliang Dai, Junnan Li, Dongxu Li, Anthony Meng Huat Tiong, Junqi Zhao, Weisheng Wang, Boyang Li, Pascale N Fung, and Steven Hoi. Instructblip: Towards general-purpose vision-language models with instruction tuning. *Advances in Neural Information Processing Systems*, 36, 2024.
- [44] Lin Chen, Jisong Li, Xiaoyi Dong, Pan Zhang, Conghui He, Jiaqi Wang, Feng Zhao, and Dahua Lin. Sharegpt4v: Improving large multi-modal models with better captions. *arXiv preprint arXiv:2311.12793*, 2023.
- [45] Bo Li, Yuanhan Zhang, Liangyu Chen, Jinghao Wang, Fanyi Pu, Jingkang Yang, Chunyuan Li, and Ziwei Liu. Mimic-it: Multi-modal in-context instruction tuning. *arXiv preprint arXiv:2306.05425*, 2023.
- [46] Guiming Hardy Chen, Shunian Chen, Ruifei Zhang, Junying Chen, Xiangbo Wu, Zhiyi Zhang, Zhihong Chen, Jianquan Li, Xiang Wan, and Benyou Wang. Allava: Harnessing gpt4v-synthesized data for a lite vision-language model. *arXiv preprint arXiv:2402.11684*, 2024.
- [47] Bo Zhao, Boya Wu, and Tiejun Huang. Svit: Scaling up visual instruction tuning. *arXiv preprint arXiv:2307.04087*, 2023.
- [48] Deyao Zhu, Jun Chen, Xiaoqian Shen, Xiang Li, and Mohamed Elhoseiny. MiniGPT-4: Enhancing vision-language understanding with advanced large language models. In *The Twelfth International Conference on Learning Representations*, 2024.
- [49] Peng Gao, Renrui Zhang, Chris Liu, Longtian Qiu, Siyuan Huang, Weifeng Lin, Shitian Zhao, Shijie Geng, Ziyi Lin, Peng Jin, et al. Sphinx-x: Scaling data and parameters for a family of multi-modal large language models. *arXiv preprint arXiv:2402.05935*, 2024.
- [50] Ranjay Krishna, Yuke Zhu, Oliver Groth, Justin Johnson, Kenji Hata, Joshua Kravitz, Stephanie Chen, Yannic Kalantidis, Li-Jia Li, David A Shamma, et al. Visual genome: Connecting language and vision using crowdsourced dense image annotations. *International journal of computer vision*, 123:32–73, 2017.
- [51] Tsung-Yi Lin, Michael Maire, Serge Belongie, James Hays, Pietro Perona, Deva Ramanan, Piotr Dollár, and C Lawrence Zitnick. Microsoft coco: Common objects in context. In *Computer Vision—ECCV 2014: 13th European Conference, Zurich, Switzerland, September 6–12, 2014, Proceedings, Part V 13*, pages 740–755. Springer, 2014.
- [52] Xiaohua Zhai, Basil Mustafa, Alexander Kolesnikov, and Lucas Beyer. Sigmoid loss for language image pre-training. In *Proceedings of the IEEE/CVF International Conference on Computer Vision (ICCV)*, pages 11975–11986, October 2023.
- [53] Microsoft. Phi-2: The surprising power of small language models, 2023.
- [54] Anand Mishra, Shashank Shekhar, Ajeet Kumar Singh, and Anirban Chakraborty. Ocr-vqa: Visual question answering by reading text in images. In *2019 international conference on document analysis and recognition (ICDAR)*, pages 947–952. IEEE, 2019.
- [55] Kenneth Marino, Mohammad Rastegari, Ali Farhadi, and Roozbeh Mottaghi. Ok-vqa: A visual question answering benchmark requiring external knowledge. In *Proceedings of the IEEE/cvf conference on computer vision and pattern recognition*, pages 3195–3204, 2019.

- [56] Sahar Kazemzadeh, Vicente Ordonez, Mark Matten, and Tamara Berg. Referitgame: Referring to objects in photographs of natural scenes. In *Proceedings of the 2014 conference on empirical methods in natural language processing (EMNLP)*, pages 787–798, 2014.
- [57] Can Xu, Qingfeng Sun, Kai Zheng, Xiubo Geng, Pu Zhao, Jiazhan Feng, Chongyang Tao, Qingwei Lin, and Daxin Jiang. Wizardlm: Empowering large pre-trained language models to follow complex instructions. In *The Twelfth International Conference on Learning Representations*, 2023.
- [58] Jinze Bai, Shuai Bai, Shusheng Yang, Shijie Wang, Sinan Tan, Peng Wang, Junyang Lin, Chang Zhou, and Jingren Zhou. Qwen-vl: A versatile vision-language model for understanding, localization, text reading, and beyond, 2023.
- [59] AI Anthropic. The claude 3 model family: Opus, sonnet, haiku. *Claude-3 Model Card*, 2024.
- [60] StepFun Research Team. Step-1v: A hundred billion parameter multimodal large model. <https://platform.stepfun.com>, 2024.
- [61] Zhengxiao Du, Yujie Qian, Xiao Liu, Ming Ding, Jiezhong Qiu, Zhilin Yang, and Jie Tang. Glm: General language model pretraining with autoregressive blank infilling. In *Proceedings of the 60th Annual Meeting of the Association for Computational Linguistics (Volume 1: Long Papers)*, pages 320–335, 2022.
- [62] Haotian Liu, Chunyuan Li, Qingyang Wu, and Yong Jae Lee. Visual instruction tuning. In *Thirty-seventh Conference on Neural Information Processing Systems*, 2023.
- [63] 01. AI, :, Alex Young, Bei Chen, Chao Li, Chengen Huang, Ge Zhang, Guanwei Zhang, Heng Li, Jiangcheng Zhu, Jianqun Chen, Jing Chang, Kaidong Yu, Peng Liu, Qiang Liu, Shawn Yue, Senbin Yang, Shiming Yang, Tao Yu, Wen Xie, Wenhao Huang, Xiaohui Hu, Xiaoyi Ren, Xinyao Niu, Pengcheng Nie, Yuchi Xu, Yudong Liu, Yue Wang, Yuxuan Cai, Zhenyu Gu, Zhiyuan Liu, and Zonghong Dai. Yi: Open foundation models by 01.ai, 2024.
- [64] Zhe Chen, Weiyun Wang, Hao Tian, Shenglong Ye, Zhangwei Gao, Erfei Cui, Wenwen Tong, Kongzhi Hu, Jiapeng Luo, Zheng Ma, et al. How far are we to gpt-4v? closing the gap to commercial multimodal models with open-source suites. *arXiv preprint arXiv:2404.16821*, 2024.
- [65] Jinyi Hu, Yuan Yao, Chongyi Wang, Shan Wang, Yinxu Pan, Qianyu Chen, Tianyu Yu, Hanghao Wu, Yue Zhao, Haoye Zhang, Xu Han, Yankai Lin, Jiao Xue, Dahai Li, Zhiyuan Liu, and Maosong Sun. Large multilingual models pivot zero-shot multimodal learning across languages. *arXiv preprint arXiv:2308.12038*, 2023.
- [66] Weihang Wang, Qingsong Lv, Wenmeng Yu, Wenyi Hong, Ji Qi, Yan Wang, Junhui Ji, Zhuoyi Yang, Lei Zhao, Xixuan Song, Jiazheng Xu, Bin Xu, Juanzi Li, Yuxiao Dong, Ming Ding, and Jie Tang. Cogvlm: Visual expert for pretrained language models, 2023.
- [67] Hugo Laurençon, Léo Tronchon, Matthieu Cord, and Victor Sanh. What matters when building vision-language models?, 2024.
- [68] Zhiqing Sun, Sheng Shen, Shengcao Cao, Haotian Liu, Chunyuan Li, Yikang Shen, Chuang Gan, Liang-Yan Gui, Yu-Xiong Wang, Yiming Yang, et al. Aligning large multimodal models with factually augmented rlhf. *arXiv preprint arXiv:2309.14525*, 2023.
- [69] Qinghao Ye, Haiyang Xu, Jiabo Ye, Ming Yan, Haowei Liu, Qi Qian, Ji Zhang, Fei Huang, and Jingren Zhou. mplug-owl2: Revolutionizing multi-modal large language model with modality collaboration. *arXiv preprint arXiv:2311.04257*, 2023.
- [70] Marah Abdin, Sam Ade Jacobs, Ammar Ahmad Awan, Jyoti Aneja, and Ahmed Awadallah et al. Phi-3 technical report: A highly capable language model locally on your phone, 2024.
- [71] Edward J Hu, yelong shen, Phillip Wallis, Zeyuan Allen-Zhu, Yuanzhi Li, Shean Wang, Lu Wang, and Weizhu Chen. LoRA: Low-rank adaptation of large language models. In *International Conference on Learning Representations*, 2022.
- [72] Chaoyou Fu, Peixian Chen, Yunhang Shen, Yulei Qin, Mengdan Zhang, Xu Lin, Zhenyu Qiu, Wei Lin, Jinrui Yang, Xiawu Zheng, Ke Li, Xing Sun, and Rongrong Ji. Mme: A comprehensive evaluation benchmark for multimodal large language models. *arXiv preprint arXiv:2306.13394*, 2023.
- [73] Bohao Li, Rui Wang, Guangzhi Wang, Yuying Ge, Yixiao Ge, and Ying Shan. Seed-bench: Benchmarking multimodal llms with generative comprehension. *arXiv preprint arXiv:2307.16125*, 2023.

- [74] Yifan Li, Yifan Du, Kun Zhou, Jinpeng Wang, Xin Zhao, and Ji-Rong Wen. Evaluating object hallucination in large vision-language models. In Houda Bouamor, Juan Pino, and Kalika Bali, editors, *Proceedings of the 2023 Conference on Empirical Methods in Natural Language Processing*, pages 292–305, Singapore, December 2023. Association for Computational Linguistics.
- [75] IDEFICS. Introducing idefics: An open reproduction of state-of-the-art visual language model. <https://huggingface.co/blog/idefics>, 2023.
- [76] Junnan Li, Dongxu Li, Silvio Savarese, and Steven Hoi. BLIP-2: Bootstrapping language-image pre-training with frozen image encoders and large language models. In Andreas Krause, Emma Brunskill, Kyunghyun Cho, Barbara Engelhardt, Sivan Sabato, and Jonathan Scarlett, editors, *Proceedings of the 40th International Conference on Machine Learning*, volume 202 of *Proceedings of Machine Learning Research*, pages 19730–19742. PMLR, 23–29 Jul 2023.
- [77] Wenliang Dai, Junnan Li, Dongxu Li, Anthony Tiong, Junqi Zhao, Weisheng Wang, Boyang Li, Pascale Fung, and Steven Hoi. InstructBLIP: Towards general-purpose vision-language models with instruction tuning. In *Thirty-seventh Conference on Neural Information Processing Systems*, 2023.
- [78] Keqin Chen, Zhao Zhang, Weili Zeng, Richong Zhang, Feng Zhu, and Rui Zhao. Shikra: Unleashing multimodal llm’s referential dialogue magic. *arXiv preprint arXiv:2306.15195*, 2023.
- [79] Haotian Liu, Chunyuan Li, Yuheng Li, and Yong Jae Lee. Improved baselines with visual instruction tuning, 2023.
- [80] Ji Lin, Hongxu Yin, Wei Ping, Yao Lu, Pavlo Molchanov, Andrew Tao, Huizi Mao, Jan Kautz, Mohammad Shoeybi, and Song Han. Vila: On pre-training for visual language models. *arXiv preprint arXiv:2312.07533*, 2023.
- [81] XTuner Contributors. Xtuner: A toolkit for efficiently fine-tuning llm. <https://github.com/InternLM/xtuner>.
- [82] Jun Chen, Deyao Zhu, Xiaoqian Shen, Xiang Li, Zechu Liu, Pengchuan Zhang, Raghuraman Krishnamoorthi, Vikas Chandra, Yunyang Xiong, and Mohamed Elhoseiny. Minigpt-v2: large language model as a unified interface for vision-language multi-task learning. *arXiv preprint arXiv:2310.09478*, 2023.
- [83] Xiangxiang Chu, Limeng Qiao, Xinyang Lin, Shuang Xu, Yang Yang, Yiming Hu, Fei Wei, Xinyu Zhang, Bo Zhang, Xiaolin Wei, et al. Mobilevlm: A fast, reproducible and strong vision language assistant for mobile devices. *arXiv preprint arXiv:2312.16886*, 2023.
- [84] Xiangxiang Chu, Limeng Qiao, Xinyu Zhang, Shuang Xu, Fei Wei, Yang Yang, Xiaofei Sun, Yiming Hu, Xinyang Lin, Bo Zhang, et al. Mobilevlm v2: Faster and stronger baseline for vision language model. *arXiv preprint arXiv:2402.03766*, 2024.
- [85] Baichuan Zhou, Ying Hu, Xi Weng, Junlong Jia, Jie Luo, Xien Liu, Ji Wu, and Lei Huang. Tinyllava: A framework of small-scale large multimodal models. *arXiv preprint arXiv:2402.14289*, 2024.
- [86] Peter Young, Alice Lai, Micah Hodosh, and Julia Hockenmaier. From image descriptions to visual denotations: New similarity metrics for semantic inference over event descriptions. *Transactions of the Association for Computational Linguistics*, 2:67–78, 2014.

A MMR Benchmark Details

A.1 Category Definition and Negative Question Design

Character-Level

1. Character/Number: Recognize characters and numbers in an image, and some reasoning is based simply on the content of the characters or numbers in the image.

Adding, deleting, modifying, or swapping positions of characters or numeric content in an image.

Attribute-Level

1. Presence: Determine whether a person, animal, or object is present in the image.

Ask questions by replacing or deleting people, animals, or objects in the image.

2. Color/Texture: Determine whether the color or texture of an object in an image is correct.

Replace the color of an object in an image or replace it with an object of similar texture to ask questions.

3. Number: Count the number of people, animals, or objects in an image.

Modify the number of people, animals, or objects in the image to ask questions.

4. Shape: Determine if an object is shaped correctly.

Modify the shape of objects in the image to ask questions.

5. Posture: Determine if a person, animal, or object is in the correct posture.

Ask questions by substituting gestures of characters, animals, or objects.

6. Position: Determine whether the absolute or relative position of a person, animal, or object is correct.

Change the absolute or relative position of a character, animal, or object to ask a question.

Context-Level

1. Abstract Knowledge: Assess understanding of abstract concepts such as emotions, aesthetics, connotations, symbols, culture, news, allusions, legends, common sense, functions, etc.

No abstract knowledge is involved, and questions are asked only visually through images.

2. Concrete Knowledge: Evaluate specific factual information or well-defined objects and scenarios depicted in the image, such as landmarks, celebrities, well-known objects, etc.

Changing the attributes or names of landmarks, famous objects, or famous people.

3. Expertise: Test specialized knowledge related to specific fields or domains illustrated in the image, such as specific knowledge in various vertical fields, industries, disciplines, etc.

Ask questions with the wrong expertise.

4. Activity: Identify and interpret actions or events occurring within the image, requiring a dynamic understanding of the scene.

Ask questions with the wrong activity.

5. Relationships: Analyze and comprehend the interactions or relationships between multiple entities within the image, such as social dynamics or physical connections. ch as social dynamics or physical connections.

Change the relationship between entities in an image to ask questions.

A.2 Benchmark Data Distribution.

We have collected images that matched 12 subcategory themes from the web and some test sets, such as Flickr-30k [86], and facilitated setting misleading prompts. We meticulously design questions and standard answers based solely on the image information without relying on the original captions.

MMR Benchmark Distribution

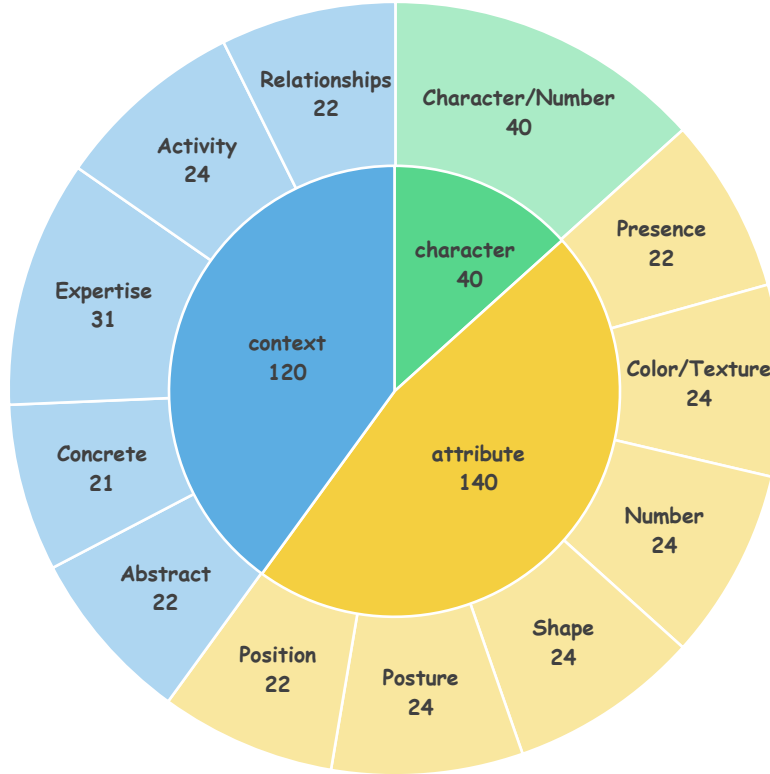


Figure 4: Distribution of MMR benchmark.

The distribution of the MMR benchmark is shown in Fig. 4. It categorizes questions into three main types: "context" (120 questions), "character" (40 questions), and "attribute" (140 questions). The "context" category includes subtypes such as relationships (22), activity (24), expertise (31), concrete (21), and abstract (22) questions. The "character" category comprises character/number questions (40). The "attribute" category encompasses presence (22), color/texture (24), number (24), shape (24), posture (24), and position (22) questions. This distribution highlights a comprehensive and balanced approach, ensuring a well-rounded benchmark with detailed subcomponents across various dimensions of question types.

A.3 MLLMs Evaluation Details.

We evaluated 18 top-performing MLLMs on the MMR benchmark without adjusting parameter settings. We used the official inference code and parameter settings for each MLLM to ensure the models perform at their best during the inference process.

Figure 5 shows that the model's accuracy in handling negative questions is lower than that for positive questions. If only positive questions are evaluated, as is the case with most existing benchmarks, many models achieve an accuracy rate above 70%, demonstrating good performance. However, overall, the model's performance on negative questions is not ideal, indicating that existing models still struggle with leading questions. The higher accuracy on positive questions shows that the model can understand the content of images. In comparison, the lower accuracy on negative questions suggests that the model tends to overlook visual content when faced with leading questions, resulting in incorrect answers. This highlights the necessity of establishing the MMR Benchmark to evaluate the robustness of models against leading questions quantitatively.

Positive and Negative Questions Accuracy Comparison on MMR Benchmark

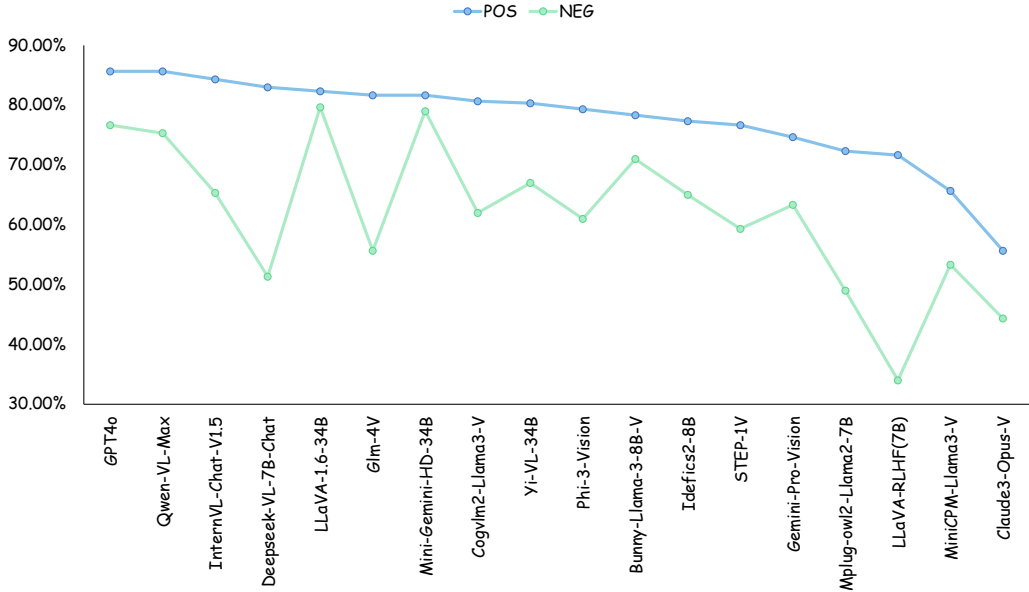


Figure 5: Visualization of fine-tuning loss of different data composition (version 0).

Table 8: Performance of MLLMs with images as input on the MMR benchmark. [§]We evaluate the officially released checkpoint by ourselves. Abbreviations: Char/Num. (Character/Number), Pres. (Presence), Color/Tex. (Color/Texture), Num. (Number), Shape (Shape), Posture (Posture), Pos. (Position), Abstract. (Abstract Knowledge), Concrete. (Concrete Knowledge), Expert (Expertise), Act. (Activity), Rel. (Relationships). \uparrow : higher is better, \downarrow : lower is better.

Method	Char/Num	Pres.	Color/Tex	Num.	Shape	Posture	Pos.	Abstract.	Concrete.	Expert.	Act.	Rel.	Avg. RA \uparrow
Random	25	25	25	25	25	25	25	25	25	25	25	25	25
Phi-3-vision (4B) [70]	62.50	59.09	58.33	37.50	70.83	33.33	31.82	54.55	66.67	41.94	58.33	50.00	52.33
Bunny-Llama-3-8B-V [3]	55.00	63.64	54.17	37.50	79.17	62.50	54.55	72.73	85.71	48.39	75.00	50.00	60.67
Idefics2-8B [67]	57.50	59.09	54.17	50.00	79.17	41.67	27.27	77.27	76.19	45.16	75.00	40.91	56.67

Method	Char/Num	Pres.	Color/Tex	Num.	Shape	Posture	Pos.	Abstract.	Concrete.	Expert.	Act.	Rel.	Avg. MR \downarrow
Random	50	50	50	50	50	50	50	50	50	50	50	50	50
Phi-3-vision (4B) [70]	19.35	18.75	26.32	43.75	19.05	55.56	58.82	40.00	22.22	48.00	33.33	31.25	34.03
Bunny-Llama-3-8B-V [3]	15.38	22.22	18.75	40.00	5.00	28.57	29.41	23.81	10.00	40.00	10.00	26.67	22.22
Idefics2-8B [67]	23.33	27.78	23.53	20.00	13.64	50.00	40.00	22.73	11.11	41.67	14.29	40.00	26.72

Is the proposed MMR benchmark effective for MLLMs? MMStar [38] critically examines prevailing evaluation methods and brings to light a significant issue: many instances don't require visual stimuli for accurate responses. Answers can be inferred directly from the questions, choices, or the intrinsic world knowledge within LLMs. This trend pervades existing benchmarks. To investigate if this issue persists in our benchmark, we conduct experiments using both image and text inputs, as well as only text inputs. The results, showcased in Tab. 8 and Tab. 9, reveal that without text, the model's performance on our benchmark dips below random selection. This underscores the necessity of multimodal input for our proposed benchmark and highlights that our benchmark is not solely reasoned out by text.

Table 9: Performance of MLLMs without images as input on the MMR benchmark. [§]We evaluate the officially released checkpoint by ourselves. Abbreviations: Char/Num. (Character/Number), Pres. (Presence), Color/Tex. (Color/Texture), Num. (Number), Shape (Shape), Posture (Posture), Pos. (Position), Abstract. (Abstract Knowledge), Concrete. (Concrete Knowledge), Expert (Expertise), Act. (Activity), Rel. (Relationships). \uparrow : higher is better, \downarrow : lower is better.

Method	Char/Num	Pres.	Color/Tex	Num.	Shape	Posture	Pos.	Abstract.	Concrete.	Expert.	Act.	Rel.	Avg. RA \uparrow
Random	25	25	25	25	25	25	25	25	25	25	25	25	25
Phi-3-vision (4B) [70]	15.0	13.64	20.83	0.0	12.5	8.33	9.09	27.27	19.05	16.13	12.5	13.64	14.00
Bunny-Llama-3-8B-V [3]	22.5	13.64	16.67	4.17	4.17	16.67	22.73	22.73	28.57	19.35	8.33	27.27	17.33
Idefics2-8B [67]	15.0	4.55	8.33	4.17	8.33	4.17	0.0	31.82	23.81	3.23	0.0	13.64	9.76

Method	Char/Num	Pres.	Color/Tex	Num.	Shape	Posture	Pos.	Abstract.	Concrete.	Expert.	Act.	Rel.	Avg. MR \downarrow
Random	50	50	50	50	50	50	50	50	50	50	50	50	50
Phi-3-vision (4B) [70]	72.73	72.73	58.33	100.0	66.67	75.0	81.82	57.14	60.0	72.22	62.5	72.73	69.34
Bunny-Llama-3-8B-V [3]	64.0	75.0	63.64	83.33	91.67	69.23	44.44	64.29	50.0	70.0	80.0	57.14	67.09
Idefics2-8B [67]	77.78	90.91	80.0	85.71	85.71	92.31	100.0	56.25	61.54	95.24	100.0	80.0	82.10

B MMR Data Collection and Preliminary Experiment Details

B.1 Training Details

We employed a two-stage training strategy with specific hyperparameters for pre-training and fine-tuning, as detailed in Tab. 10. For testing, we used greedy search to ensure reproducibility.

Table 10: Hyperparameters.

	batch size	lr	lr schedule	lr warmup ratio	weight decay	epoch	optimizer	DeepSpeed stage
Pretrain	256	1e-5	cosine decay	0.03	0	1	AdamW	2
Finetune	128	2e-4	cosine decay	0.03	0	1	AdamW	3

B.2 Can we simply introduce negative samples to train MLLMs?

We observed that many MLLMs could understand the content but struggled to answer questions. We hypothesized that the insufficiency of negative samples might be the cause. To address this, we generated additional negative samples and incorporated them into the training process. We sampled 7k and 24k samples from LLaVA and used GPT-4V to generate the negative samples.

Prompt. We employ two types of prompts for this task *version 0*, which restricts only the number of problems, and *version 1*, which restricts both the type and number of problems. Their common prompt is partially displayed in Fig. 6, while their respective different prompts are displayed in Fig. 7 and Fig. 8, respectively.

B.2.1 Training and results of the *version 0*.

We train MLLMs using the sampled data and synthetically generated data. The hyper-parameters used for training remain consistent with those outlined in Tab. 10. We first explore the model’s performance using different data ratios: 1) sampled data alone, 2) sampled data concatenated with generated data, and 3) sampled data combination with generated data. The loss curves for the fine-tuning process are illustrated in Fig. 9. The loss curves in Fig. 9 reveal that incorporating generated negative data, whether through concatenation or combination, leads to a further reduction in model loss compared to training solely on sampled data. Notably, the lowest loss is achieved when utilizing a combination of both sampled and generated data.

Tab. 11 and Tab. 12 present the model’s performance on MMR and other benchmarks across the different data compositions. As expected, training exclusively on sampled data yields the lowest overall performance. Interestingly, while splicing sampled data with generated negative samples

STEP-1: Parse and extract information based on the Input JSON and Information Topics:

1. Determine if there is any very clear text or numbers (You must make sure the identification is right) in the image. If yes, extract the corresponding text or numbers along with its position.
2. Determine if there is any object in the image, including the properties of that object, such as name/category/color/texture/shape/pose (The properties of an object may not be unique, such as color, it may be a mixture of different colors), position, and quantity (You must make sure the identification is right).
3. Determine if there is any person in the image, including attributes such as name, position, gender, and facial expression (You must make sure the identification is right. You must differentiate between a portrait in a photo or poster and a real person, don't confuse them.).
4. Understand the events occurring in the image at a global level, and assess whether they relate to culture, emotions, or knowledge (You must make sure the identification is right).
5. Understand the relationships between objects within the image, such as relative positions or hierarchical relationships (You must make sure the identification is right).
6. Understand the relationships between people and objects, such as someone riding a bike or a person's actions (You must make sure the identification is right).
7. If there are two or more people present, extract activities they are engaged in.

Figure 6: Common Prompt for information extraction.

Table 11: Ablation about only introducing negative samples on the MMR benchmark. Concat. and Neg. denotes concatenate and negative samples, respectively.

Method	Char/Num	Pres.	Color/Tex	Num.	Shape	Stance	Pos.	Abstract.	Concrete.	Expert.	Act.	Rel.	Avg. RA↑
LLaVA 7K	2.50	0.00	4.17	0.00	0.00	0.00	4.55	0.00	4.76	0.00	0.00	4.55	1.67
LLaVA 7K Concat. Neg.	2.50	0.00	4.17	4.17	20.83	0.00	4.55	0.00	0.00	3.23	4.17	4.55	4.00
LLaVA 7K Combine Neg.	5.00	4.55	8.33	16.67	25.00	4.17	9.09	18.18	4.76	3.23	16.67	9.09	10.00
LLaVA 24K	17.50	22.73	20.83	12.50	45.83	16.67	13.64	50.00	28.57	29.03	45.83	31.82	27.33
LLaVA 24K Concat. Neg.	20.00	13.64	8.33	16.67	58.33	12.50	4.55	40.91	19.05	9.68	25.00	31.82	21.33
LLaVA 24K Combine Neg.	27.50	27.27	25.00	20.83	54.17	16.67	9.09	45.45	38.10	25.81	54.17	36.36	31.33
Method	Char/Num	Pres.	Color/Tex	Num.	Shape	Stance	Pos.	Abstract.	Concrete.	Expert.	Act.	Rel.	Avg. MR↓
LLaVA 7K	83.33	100.00	80.00	100.00	100.00	100.00	75.00	100.00	80.00	100.00	100.00	80.00	93.06
LLaVA 7K Concat. Neg.	88.89	100.00	66.67	87.50	44.44	100.00	66.67	100.00	100.00	92.31	75.00	75.00	84.42
LLaVA 7K Combine Neg.	86.67	83.33	71.43	66.67	57.14	92.31	66.67	66.67	92.31	93.75	55.56	81.82	77.61
LLaVA 24K	72.00	54.55	68.75	75.00	38.89	77.78	62.50	45.00	68.42	62.50	38.89	46.15	59.41
LLaVA 24K Concat. Neg.	52.94	62.50	85.71	63.64	26.32	80.00	87.50	50.00	77.78	83.33	53.85	50.00	63.01
LLaVA 24K Combine Neg.	59.26	50.00	60.00	58.33	31.58	78.95	77.78	47.37	60.00	68.00	35.00	42.86	55.45

leads to a performance decrease on the generic benchmark, it demonstrates improvements on certain phantom benchmarks. The most effective approach proved to be combining the original sampled data with generated negative samples. This strategy consistently enhances performance across most benchmarks, often by a significant margin.

Ablation about conversation rounds. Our initial concatenation approach directly appended all conversation rounds of a negative sample to the original data. However, this might lead to performance degradation due to data imbalance. To investigate this, we conducted an ablation study on the 24k dataset, focusing on the number of conversation rounds included from negative samples. Fig. 10 presents the model's training loss across different numbers of conversation rounds. Additionally, Tab. 14 and Tab. 13 showcase the corresponding performance on the MMR and generalized benchmarks, respectively. The experimental results indicate that using fewer concatenated conversation rounds does not significantly degrade model performance. However, a minor performance drop is still observed. We hypothesize that this drop stems from the increased variability within each training sample when fewer rounds are used. This variability might make it more challenging for the model to learn consistent patterns and generalize effectively.

STEP-2: Generate questions and corresponding correct answers based on the extracted information in STEP-1, Input Image, and Question Types (Do not output):

Question Types:

1. If there is no text/number recognized or you do not make sure the text/number is correct, do not ask this type of question. If text is present, inquire about modifications to characters or numbers: Generate questions involving minor alterations, such as reversing the order of digits (modifying a number) or replacing a character.
2. If characters or numbers are present in the image, modify one letter of a word or one digit of a number, then ask if the modified character or number exists, and add a distractor sentence to make the question more challenging. Otherwise, do not ask this type of question.
3. Ask if certain objects exist: Replace the nouns of objects in the image with visually similar but nonexistent objects, then ask if the model identifies the object.
4. Ask if objects exist and add a distractor sentence: Add a distractor sentence to questions based on modifying characters or numbers to make the question more challenging.
5. If objects have attributes such as names of people, colors of objects, counts of objects, or positions, ask modified questions about object attributes and add a distractor sentence: Add a distractor sentence to questions based on modifying characters or numbers to guide the model to make incorrect inferences or answers.
6. Ask global understanding questions: Understand the broader context, culture, emotions, and knowledge depicted in the image. Pose questions that differ slightly from true understanding but are very similar.
7. Ask global understanding questions and add a distractor sentence: Add a distractor sentence to questions based on modifying characters or numbers to make the question more challenging.
8. Ask local understanding questions: Based on the extracted relationships between objects, between people and objects, or between people, actions, or relative positions, pose local understanding challenges (negative samples).
9. Ask local understanding questions and add a distractor sentence: Add a distractor sentence to questions based on modifying characters or numbers to guide the model to make incorrect inferences or answers.

Requirements:

1. Generate 7-10 questions.
2. Ask directly, without adding any information such as "in the conversation," "mentioned in the conversation," or "in the image."
3. Answer directly, with explanation, succinctly, with responses not exceeding 30 characters.
4. Questions must be real and answerable. Answers must be correct, definitely, and not speculative.
5. Do not generate questions that the answer is "uncertain".
6. The format of the generated questions and answers is: 'conversations': ['from': 'human', 'value': 'Question', 'from': 'gpt', 'value': 'Answer', 'from': 'human', 'value': 'Question', 'from': 'gpt', 'value': 'Answer', ..., 'from': 'human', 'value': 'Question', 'from': 'gpt', 'value': 'Answer']

STEP-3: Output JSON sample

Figure 7: GPT4 prompt for *version 0*.

B.2.2 Training and results of the *version 1*.

To further investigate the model's performance under constraints on question types, we introduce a modified prompt and generate a new 24k dataset for experiments. Interestingly, despite prompting for negative samples, GPT-4V still produced a mix of positive and negative examples, with an approximate ratio of 1:13. Utilizing only this generated dataset, we have conducted experiments to analyze the impact of different problem types. Fig. 11 illustrates the training loss, while Tab. 15 and Tab. 16 present the corresponding performance results on benchmarks.

Table 12: Ablation about only introducing negative samples on general benchmarks. Concat. and Neg. denotes concatenate and negative samples, respectively.

Dataset	MME ^P	MME ^C	MMB ^T	MMB ^D	POPE
LLaVA 7K	719.07	272.86	1.68	2.23	74.70
LLaVA 7K Concat. Neg.	1095.19	267.5	0.50	1.03	82.69
LLaVA 7K Combine Neg.	883.14	287.14	4.76	4.90	82.99
LLaVA 24K	1039.62	265.36	41.48	42.53	82.51
LLaVA 24K Concat. Neg.	1308.59	254.64	15.53	18.21	82.22
LLaVA 24K Combine Neg.	1174.62	270.35	49.61	53.78	84.70

Table 13: Ablation about only introducing negative samples on general benchmarks. Concat. and Neg. denotes concatenate and negative samples, respectively.

Dataset	MME ^P	MME ^C	MMB ^T	MMB ^D	POPE
LLaVA 24K	1039.62	265.36	41.48	42.53	82.51
LLaVA 24K Concat. Neg. (r1)	1304.77	268.21	40.87	41.87	81.65
LLaVA 24K Concat. Neg. (r2)	1336.41	258.57	24.74	18.21	80.77
LLaVA 24K Concat. Neg. (r4)	1304.25	259.29	25.00	28.52	82.42
LLaVA 24K Concat. Neg. (all)	1308.59	254.64	15.53	18.21	82.22

Table 14: Ablation about only introducing negative samples on the MMR benchmark. Concat. and Neg. denotes concatenate and negative samples, respectively.

Method	Char/Num	Pres.	Color/Tex	Num.	Shape	Stance	Pos.	Abstract.	Concrete.	Expert.	Act.	Rel.	Avg. RA \uparrow
LLaVA 24K	17.50	22.73	20.83	12.50	45.83	16.67	13.64	50.00	28.57	29.03	45.83	31.82	27.33
LLaVA 24K Concat. Neg. (r1)	22.50	22.73	16.67	16.67	45.83	20.83	9.09	45.45	23.81	22.58	45.83	27.27	26.33
LLaVA 24K Concat. Neg. (r2)	17.50	13.64	8.33	12.50	58.33	16.67	9.09	45.45	38.10	16.13	37.50	31.82	24.67
LLaVA 24K Concat. Neg. (r4)	17.50	9.09	20.83	16.67	70.83	16.67	13.64	45.45	33.33	19.35	45.83	36.36	28.00
LLaVA 24K Concat. Neg. (all)	20.00	13.64	8.33	16.67	58.33	12.50	4.55	40.91	19.05	9.68	25.00	31.82	21.33
Method	Char/Num	Pres.	Color/Tex	Num.	Shape	Stance	Pos.	Abstract.	Concrete.	Expert.	Act.	Rel.	Avg. MR \downarrow
LLaVA 24K	72.00	54.55	68.75	75.00	38.89	77.78	62.50	45.00	68.42	62.50	38.89	46.15	59.41
LLaVA 24K Concat. Neg. (r1)	65.38	61.54	73.33	69.23	42.11	73.68	80.00	47.37	73.68	72.00	38.89	53.85	62.20
LLaVA 24K Concat. Neg. (r2)	65.00	72.73	85.71	75.00	33.33	76.47	80.00	47.37	60.00	77.27	43.75	53.33	62.44
LLaVA 24K Concat. Neg. (r4)	63.16	80.00	66.67	60.00	19.05	75.00	66.67	47.37	65.00	71.43	42.11	42.86	56.48
LLaVA 24K Concat. Neg. (all)	52.94	62.50	85.71	63.64	26.32	80.00	87.50	50.00	77.78	83.33	53.85	50.00	63.01

Table 15: Ablation about different question types.

Dataset	MME ^P	MME ^C	MMB ^T	MMB ^D	POPE
Character	869.21	203.93	58.63	58.59	66.18
Semantic	1167.73	216.78	61.43	61.52	71.33
Understanding	918.38	219.64	60.15	59.88	67.93
Character + Semantic	963.81	225.36	59.98	60.05	68.84
Semantic + Understanding	1260.70	246.43	62.05	61.77	71.82
Character + Semantic + Understanding	1051.6	242.5	61.27	61.00	71.63

STEP-2: Generate questions and corresponding correct answers based on the extracted information in STEP-1, Input Image, and Question Types (Do not output):

Question Types:

1. Character:

- (a) If no text/number is recognized or the text/number recognized is not sure, do not ask questions about text/number. If text exists, inquire about modifications to characters or numbers: Generate questions involving minor alterations, such as reversing the order of digits (modifying a number) or replacing a character.
- (b) If there are characters or numbers in the image, modify one letter or one digit, then ask if the modified character or number exists, and add a distractor sentence to make the question more challenging. Otherwise, do not ask this type of question.

2. Semantic:

- (a) Ask if certain objects exist: Replace the nouns of objects in the image with visually similar but nonexistent objects, then ask if the model identifies the object.
- (b) Ask if objects exist and add a distractor sentence: Add a distractor sentence to questions based on modifying characters or numbers to make the question more challenging.
- (c) If objects have attributes such as names of people, colors of objects, counts of objects, or positions, ask modified questions about object attributes and add a distractor sentence: Add a distractor sentence to questions based on modifying characters or numbers to guide the model to make incorrect inferences or answers.

3. Understanding:

- (a) Ask global understanding questions: Understand the broader context, culture, emotions, and knowledge depicted in the image. Pose questions that differ slightly from true understanding but are very similar.
- (b) Ask global understanding questions and add a distractor sentence: Add a distractor sentence to questions based on modifying characters or numbers to make the question more challenging.
- (c) Ask local understanding questions: Based on the extracted relationships between objects, between people and objects, or between people, actions, or relative positions, pose local understanding challenges (negative samples).
- (d) Ask local understanding questions and add a distractor sentence: Add a distractor sentence to questions based on modifying characters or numbers to guide the model to make incorrect inferences or answers.

Requirements:

- 1. Generate 2 character-type questions, 4 semantic-type questions, and 2 understanding-type questions.
- 2. Ask directly, without adding any information such as "in the conversation," "mentioned in the conversation," or "in the image."
- 3. Answer directly, with explanation, succinctly, with responses not exceeding 30 characters.
- 4. Questions must be real and answerable. Answers must be correct, definitely, and not speculative.
- 5. Do not generate questions that the answer is "uncertain".
- 6. The format of the generated questions and answers is: 'conversations': ['from': 'human', 'value': 'Question', 'from': 'gpt', 'value': 'Answer', 'from': 'human', 'value': 'Question', 'from': 'gpt', 'value': 'Answer', ..., 'from': 'human', 'value': 'Question', 'from': 'gpt', 'value': 'Answer']

STEP-3: Output JSON sample

Figure 8: GPT4 Prompt for *version 1*.

This experiment yielded several key insights: **1) Avoid rigidly specifying the number of question types, particularly for characteristics like characters.** Enforcing such constraints, especially when not all images contain those characteristics, can lead to generating nonsensical question-answer pairs and consequently, performance degradation. **2) Training solely on generated data can be surprisingly effective, but only when both positive and negative sample pairs are present.** This

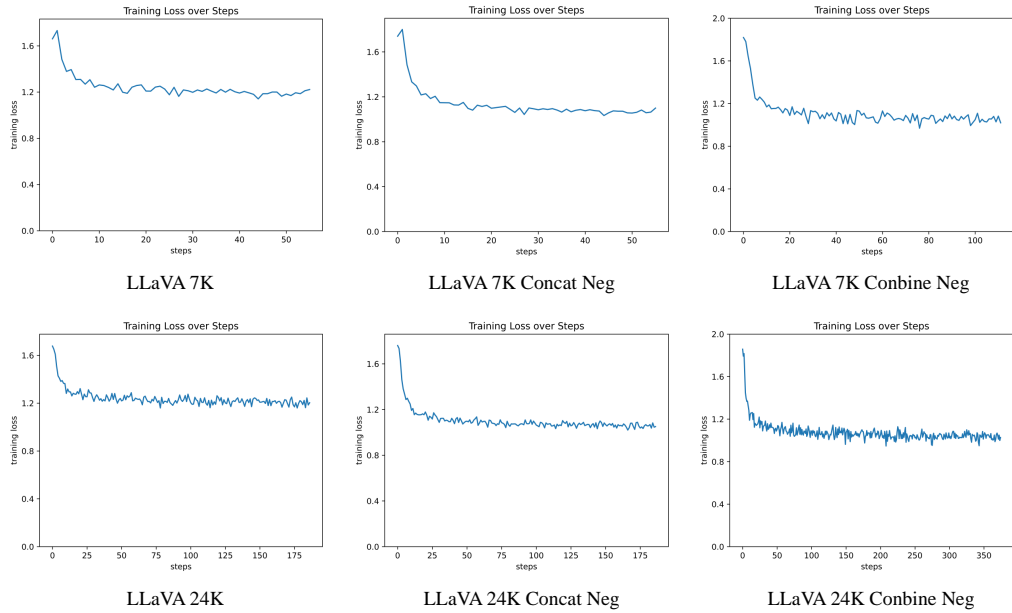


Figure 9: Visualization of fine-tuning loss of different data composition (version 0).

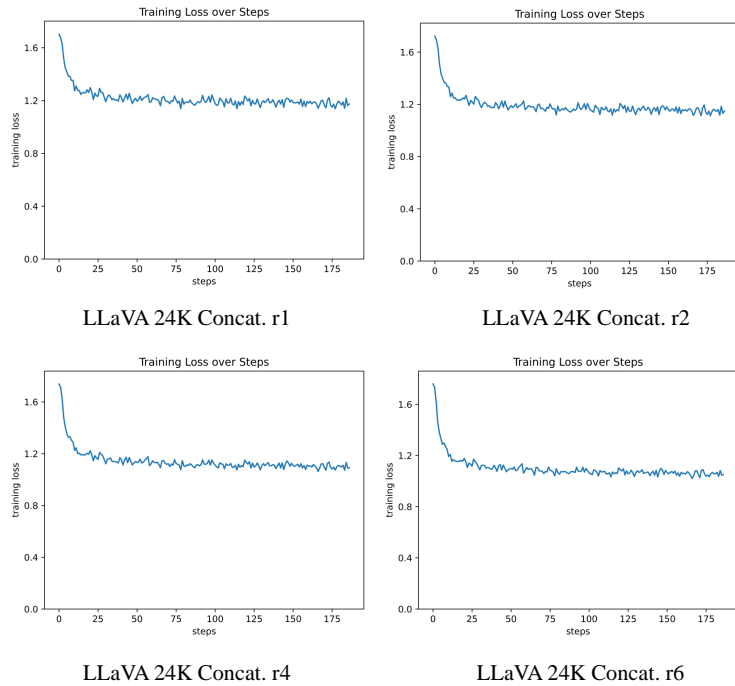


Figure 10: Visualization of fine-tuning loss of different conversation rounds.

finding highlights the potential of synthetic data for training MLLMs. Notably, using only negative samples restricts the model from producing negative answers, emphasizing the importance of balanced datasets. Consequently, we shifted our focus to **generating paired positive and negative samples** to investigate model performance under this training paradigm further.

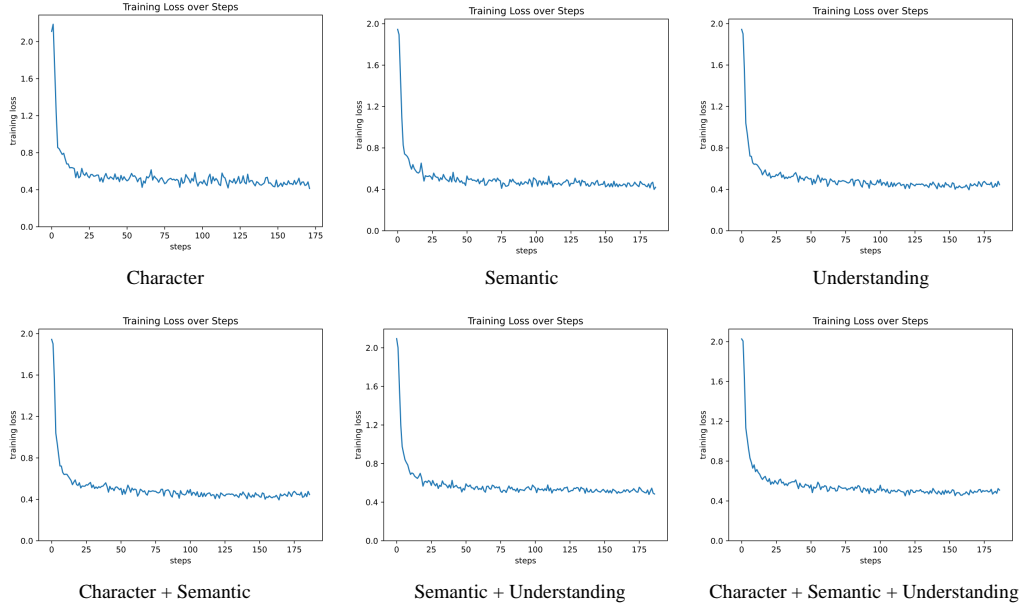


Figure 11: Visualization of fine-tuning loss of different data composition (version 1).

Table 16: Ablation about only introducing negative samples on the MMR benchmark. Concat. and Neg. denotes concatenate and negative samples, respectively.

Method	Char/Num	Pres.	Color/Tex	Num.	Shape	Stance	Pos.	Abstract.	Concrete.	Expert.	Act.	Rel.	Avg. MA \uparrow
Character	35.00	40.91	20.83	20.83	62.50	33.33	22.73	59.09	33.33	25.81	50.00	31.82	36.00
Semantic	27.50	31.82	33.33	33.33	79.17	29.17	18.18	45.45	47.62	35.48	58.33	45.45	39.67
Understanding	47.50	40.91	29.17	33.33	66.67	41.67	31.82	54.55	47.62	38.71	58.33	40.91	44.33
Character + Semantic	45.00	40.91	29.17	37.50	66.67	33.33	27.27	59.09	47.62	35.48	54.17	40.91	43.00
Semantic + Understanding	32.50	45.45	33.33	41.67	70.83	20.83	18.18	68.18	28.57	38.71	58.33	45.45	41.33
Character + Semantic + Understanding	42.50	36.36	29.17	37.50	70.83	29.17	27.27	54.55	42.86	35.48	58.33	45.45	42.33
Method	Char/Num	Pres.	Color/Tex	Num.	Shape	Stance	Pos.	Abstract.	Concrete.	Expert.	Act.	Rel.	Avg. MR \downarrow
Character	46.15	35.71	61.54	66.67	21.05	60.00	44.44	38.10	58.82	68.00	29.41	50.00	48.57
Semantic	62.07	30.00	52.94	38.46	5.00	63.16	66.67	52.38	47.37	57.69	26.32	41.18	46.40
Understanding	26.92	30.77	53.33	33.33	20.00	54.55	30.00	42.86	44.44	53.85	26.32	43.75	38.99
Character + Semantic	30.77	35.71	58.82	25.00	23.81	57.89	45.45	38.10	47.37	57.69	27.78	47.06	41.63
Semantic + Understanding	51.85	23.08	52.94	28.57	15.00	72.22	63.64	31.82	68.42	55.56	30.00	44.44	45.13
Character + Semantic + Understanding	37.04	33.33	56.25	25.00	19.05	63.16	50.00	45.45	50.00	54.17	26.32	44.44	42.27

B.3 What constitutes an effective pair of positive and negative samples for training?

Having established the benefit of incorporating both positive and negative samples during training, we now delve into effective construction methods for such pairs. We investigate two distinct approaches: **1) Explicit Positive/negative Prompting.** This method involves directly prompting the model to generate both positive and negative samples, with answers explicitly labeled as "yes" or "no." This approach offers straightforward control over the positive/negative balance in the training data (*version 2*). **Confounding Answer Construction.** This approach focuses on crafting questions that naturally lend themselves to multiple plausible answers, without explicitly forcing a "yes/no" response. This strategy aims to create a more nuanced and challenging training dataset, potentially enhancing the model's ability to discern subtle differences in meaning and context (*version 3*). The GPT-4V prompts for version 2 and version 3 are shown in Fig. 12 and Fig. 13, respectively. To evaluate the effectiveness of these two versions of prompts, we generated 24k positive-negative sample pairs using each version's prompt. We then incorporated these datasets into our training pipeline, maintaining consistent experimental settings with previous trials. Fig. 14 presents the training loss curves observed for both approaches, while Tab. 17 and Tab. 18 detail the corresponding performance results across various benchmarks. Our experimental results demonstrate that utilizing prompt version 3 to generate

Table 17: Ablation about different combinations of data. "Version 2/3-Pos." denotes positive samples generated by the respective prompt version, while "Version 2/3-Neg." represents the corresponding negative samples.

Dataset	MME ^P	MME ^C	MMB ^T	MMB ^D	POPE
Version 2-Pos.	714.63	241.07	59.52	60.65	74.85
Version 2-Neg.	500.0	200.0	-	-	-
Version 2-Pos.+Neg.	1289.56	276.43	59.70	61.43	75.78
Version 3-Pos.	648.91	233.57	60.81	61.25	70.16
Version 3-Neg.	604.58	200.0	59.53	60.05	54.47
Version 3-Pos.+Neg.	1321.89	255.36	63.11	63.32	79.62

Table 18: Ablation about different combinations of data on MMR benchmark. "Version 2/3-Pos." denotes positive samples generated by the respective prompt version, while "Version 2/3-Neg." represents the corresponding negative samples.

Method	Char/Num	Pres.	Color/Tex	Num.	Shape	Stance	Pos.	Abstract.	Concrete.	Expert.	Act.	Rel.	Avg. RA \uparrow
Version 2-Pos.	22.5	18.18	20.83	33.33	70.83	20.83	18.18	50.0	28.57	19.35	50.0	18.18	30.33
Version 2-Neg.	0.00	0.00	0.00	0.00	0.00	0.00	0.00	0.00	0.00	0.00	0.00	0.00	0.00
Version 2-Pos.+Neg.	20.0	9.09	20.83	33.33	58.33	25.0	13.64	45.45	23.81	19.35	50.0	18.18	27.67
Version 3-Pos.	20.0	18.18	16.67	16.67	58.33	20.83	18.18	45.45	23.81	19.35	50.0	27.27	27.33
Version 3-Neg.	27.5	9.09	16.67	8.33	45.83	20.83	0.0	45.45	23.81	32.26	45.83	31.82	26.0
Version 3-Pos.+Neg.	40.0	18.18	50.0	33.33	70.83	25.0	22.73	63.64	57.14	41.94	58.33	40.91	43.33
Method	Char/Num	Pres.	Color/Tex	Num.	Shape	Stance	Pos.	Abstract.	Concrete.	Expert.	Act.	Rel.	Avg. MR \downarrow
Version 2-Pos.	67.86	73.33	73.68	46.67	19.05	77.27	69.23	50.0	68.42	76.0	36.84	73.33	60.94
Version 2-Neg.	100.0	100.0	100.0	0	100.0	100.0	0	100.0	100.0	100.0	100.0	100.0	100.0
Version 2-Pos.+Neg.	72.41	80.0	70.59	50.0	36.36	71.43	66.67	52.38	73.68	76.0	42.86	75.0	63.27
Version 3-Pos.	70.37	69.23	75.0	71.43	33.33	77.27	66.67	52.38	75.0	75.0	40.0	62.5	63.72
Version 3-Neg.	50.0	75.0	69.23	80.0	38.89	66.67	100.0	52.38	68.75	52.38	35.29	36.36	56.18
Version 3-Pos.+Neg.	44.83	66.67	25.0	38.46	22.73	70.0	44.44	33.33	33.33	45.83	30.0	43.75	40.91

paired positive and negative samples yielded the strongest overall performance. Consequently, we adopted version 3 as our preferred method for generating training data in the main experiments.

C Examples of paired positive and negative samples generated.

STEP-2: Generate questions and corresponding correct answers based on the extracted information in STEP-1, Input Image, and Question Types (Do not output):

Question Types:

1. Ask if a certain object exists, the question is defined as ques-pos. Provide the correct answer to ques-pos as ans-pos. (2) Replace the object mentioned in the ques-pos and ans-pos with the visually similar nonexistent object. Ask if the model identifies the replaced object, the question is defined as ques-neg. Rhetorical questions are preferred. Provide the correct answer to ques-neg as ans-neg.
2. Ask a question about the name/category/color/texture/shape/pose of an object in the image, the question is defined as ques-pos. Provide the correct answer to ques-pos as ans-pos. (2) Replace the name/category/color/texture/shape/pose of the object mentioned in the ques-pos. Ask a question about if the modified name/category/color/texture/shape/pose of an object is correct. Rhetorical questions are preferred. The new question is defined as ques-neg. Provide the correct answer to ques-neg as ans-neg.
3. Ask a question about the number/position of an object in the image, the question is defined as ques-pos. Provide the correct answer to ques-pos as ans-pos. (2) Replace the number/position of the object mentioned in the ques-pos with a similar number/position as interference. Ask a question about if the modified number/position of the object is correct. Rhetorical questions are preferred. The new question is defined as ques-neg. Provide the correct answer to ques-neg as ans-neg.
4. Ask a question about the topic of abstract-knowledge/concrete-knowledge/professional-knowledge in the image, the question is defined as ques-pos. Provide the correct answer to ques-pos as ans-pos. (2) Replace the knowledge related to the topic mentioned in the ques-pos with similar knowledge as interference. Ask a distractor question about if the modified knowledge related to the topic is correct. Rhetorical questions are preferred. The new question is defined as ques-neg. Provide the correct answer to ques-neg as ans-neg. - Candidate topics of abstract knowledge: emotions, aesthetics, connotations, symbols, culture, news, allusions, legends, common sense, functions, and so on. - Candidate topics of concrete knowledge: landmarks, celebrities, well-known objects, and so on. - Candidate topics of professional knowledge: specific knowledge in various vertical fields, industries, disciplines, and so on.
5. Ask a question about the activity of an object and/or interaction/relationship between objects or persons in the image, the question is defined as ques-pos. Provide the correct answer to ques-pos as ans-pos. (2) Replace the activity/interaction/relationship mentioned in the ques-pos with a similar activity/interaction/relationship as interference. Ask a distractor question about if the modified activity/interaction/relationship is correct. Rhetorical questions are preferred. The new question is defined as ques-neg. Provide the correct answer to ques-neg as ans-neg.
6. NOTE: Pose questions that differ slightly from true understanding but are very similar, or add a distractor sentence to questions, so that the model is guided to make incorrect inferences or answers.
7. NOTE: Pose questions that differ slightly from true understanding but are very similar, or add a distractor sentence to questions, so that the model is guided to make incorrect inferences or answers.

Requirements:

1. Generate 7-10 questions.
2. Ask directly, without adding any information such as "in the conversation," "mentioned in the conversation," or "in the image."
3. Answer directly, with explanation, succinctly, with responses not exceeding 30 characters.
4. Questions must be real and answerable. Answers must be correct, definitely, and not speculative.
5. Do not generate questions that the answer is "uncertain".
6. The format of the generated questions and answers is: 'id': 'json['id']', 'image': 'json['image']', 'conversations-pos': ['from': 'human', 'value': 'ques-pos', 'from': 'gpt', 'value': 'ans-pos',..., 'from': 'human', 'value': 'ques-pos', 'from': 'gpt', 'value': 'ans-pos'], 'conversations-neg': ['from': 'human', 'value': 'ques-neg', 'from': 'gpt', 'value': 'ans-neg',..., 'from': 'human', 'value': 'ques-neg', 'from': 'gpt', 'value': 'ans-neg']

STEP-3: Output JSON sample

Figure 12: GPT4 prompt for *version 2*.

STEP-2: Generate questions and corresponding correct answers based on the extracted information in STEP-1, Input Image, and Question-Answer Types:

Question-Answer Types:

1. **Types-1:** (1) Ask if a certain object exists, the question is defined as ques-pos. (2) Operation-pos (3) Replace the object mentioned in the ques-pos with the visually similar nonexistent object. Ask if the model identifies the replaced object, the question is defined as ques-neg. Rhetorical questions are preferred. (4) Operation-neg
2. **Types-2:** (1) Ask a question about the name/category/color/texture/shape/pose of an object in the image, the question is defined as ques-pos. (2) Operation-pos (3) Replace the name/category/color/texture/shape/pose of the object mentioned in the ques-pos. Ask a question about whether the modified name/category/color/texture/shape/pose of an object is correct. Rhetorical questions are preferred. The new question is defined as ques-neg. (4) Operation-neg
3. **Types-3:**(1) Ask a question about the number/position of an object in the image, the question is defined as ques-pos. (2) Operation-pos (3) Replace the number/position of the object mentioned in the ques-pos with a similar number/position as interference. Ask a question about if the modified number/position of the object is correct. Rhetorical questions are preferred. The new question is defined as ques-neg. (4) Operation-neg
4. **Types-4:**(1) Ask a question about the topic of abstract-knowledge/concrete-knowledge/professional-knowledge in the image, the question is defined as ques-pos. (2) Operation-pos (3) Replace the knowledge related to the topic mentioned in the ques-pos with similar knowledge as interference. Ask a distractor question about if the modified knowledge related to the topic is correct. Rhetorical questions are preferred. The new question is defined as ques-neg. (4) Operation-neg
 - Candidate topics of abstract knowledge: emotions, aesthetics, connotations, symbols, culture, news, allusions, legends, common sense, functions, and so on.
 - Candidate topics of concrete knowledge: landmarks, celebrities, well-known objects, and so on.
 - Candidate topics of professional knowledge: specific knowledge in various vertical fields, industries, disciplines, and so on.
5. **Types-5:**(1) Ask a question about the activity of an object and/or interaction/relationship between objects or persons in the image, the question is defined as ques-pos. (2) Operation-pos (3) Replace the activity/interaction/relationship mentioned in the ques-pos with a similar activity/interaction/relationship as interference. Ask a distractor question about if the modified activity/interaction/relationship is correct. Rhetorical questions are preferred. The new question is defined as ques-neg. (4) Operation-neg

Notes:

- All (2) Operation-pos is the same type: Design and provide four options based on ques-pos, including opt-pos-0: right answer with the correct reason, opt-pos-1: right answer with an incorrect reason, opt-pos-2: wrong answer with the correct reason, opt-pos-3: wrong answer with an incorrect reason. The opt-pos-0 is defined as ans-pos.
- All (4) Operation-neg is the same type: Design and provide four options based on ques-neg, including opt-neg-0: right answer with the correct reason, opt-neg-1: right answer with an incorrect reason, opt-neg-2: wrong answer with the correct reason, opt-neg-3: wrong answer with an incorrect reason. The opt-neg-0 is defined as ans-neg.
- The correct reason is the only one, while the incorrect reason can stem from various distortions and fabrications of facts, etc.
- Pose questions that differ slightly from true understanding but are very similar or add a distractor sentence to questions so that the model is guided to make incorrect inferences or answers.
- For ques-neg, rhetorical questions are preferred.

STEP-3: Output JSON sample

Figure 13: Instructions for generating questions and answers based on extracted image information. GPT4 prompt for *version 3*.

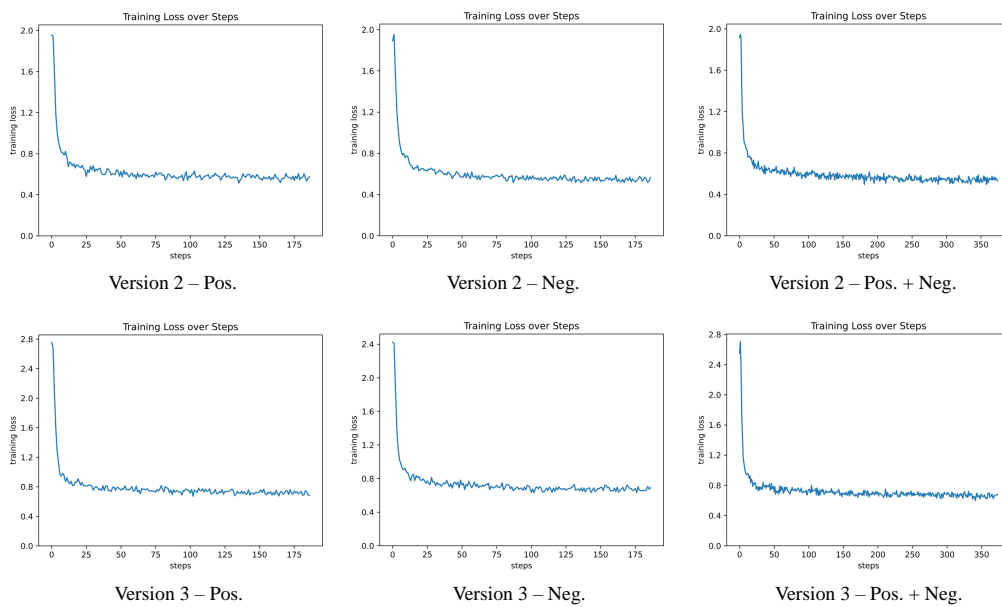


Figure 14: Visualization of fine-tuning loss of different data compositions (version 2 and version 3).



Conversation

Question: Are the people preparing for a party?

Answer: No, they are preparing a meal.

Question: Is there a green chair visible?

Answer: No, no green chair.

Question: Are there three people in the kitchen?

Answer: No, only two people.

Question: Is the kitchen light pink?

Answer: No, it is not pink.

Question: Does the window show a garden outside?

Answer: No visible garden.

Figure 15: Generated conversation example by prompt version 0.

Conversation (Question type: Character)

Question: Is there a number 358 visible anywhere?
Answer: No, there are no numbers visible.

Question: Does the text 'Happy Birthday' appear in the kitchen?
Answer: No, there is no text visible.

Conversation (Question type: Semantic)

Question: Is there a microwave in the image?
Answer: No, there is no microwave visible.

Question: Can you see a refrigerator in the scene?
Answer: No, there is no refrigerator visible.

Question: Is there a blender on the counter?
Answer: No, there is no blender shown.

Question: Are there five plates in the picture?
Answer: No, there are more than five plates visible.

Conversation (Question type: Understanding)

Question: Are the individuals preparing for a meal?
Answer: Yes, serving food.

Question: Is the setting a restaurant kitchen?
Answer: No, it's a home kitchen.

Figure 16: Generated conversation example by prompt version 1.

Positive Conversation

Question: Is there a bowl of food on the counter?
Answer: Yes, there are multiple bowls of food on the counter.

Question: What is the man wearing?
Answer: The man is wearing a plaid shirt.

Question: How many people are in the kitchen?
Answer: There are two people in the kitchen.

Question: What are the people doing?
Answer: They are preparing a meal.

Question: Where is the sink located in the kitchen?
Answer: The sink is located towards the right.

Negative Conversation

Question: Is there a vase of flowers on the counter?
Answer: No, there is no vase of flowers on the counter.

Question: What is the man wearing?
Answer: The man is wearing a green hoodie.

Question: How many children are in the kitchen?
Answer: There are no children in the kitchen.

Question: What are some people doing?
Answer: They are reading books.

Question: Where is the dishwasher located in the kitchen?
Answer: The dishwasher is located towards the right.

Figure 17: Generated conversation example by prompt version 2.

Positive Conversation

Question: Are there two people in the kitchen?

Option: {"Yes, there are two people.", "Yes, there are three people.", "No, there is only one person.", "No, there are four people."}

Answer: Yes, there are two people.

Question: Are the people in the kitchen cooking?

Option: {"Yes, they are cooking.", "No, they are cleaning.", "No, they are eating.", "Yes, they are fixing something."}

Answer: Yes, they are cooking.

Question: How many bowls are there on the counter?

Option: {"One bowl.", "Four bowls.", "Six bowls.", "Two bowls."}

Answer: Four bowls.

Question: What is the main activity happening?

Option: {"Preparing a meal.", "Washing dishes.", "Playing games.", "Reading books."}

Answer: Preparing a meal.

Question: Is there a dishwasher in the image?

Option: {"Yes, the dishwasher is there.", "No, there's no dishwasher.", "It's unclear.", "There is a microwave instead."}

Answer: Yes, the dishwasher is there.

Question: Is there a pot on the table?

Option: {"Yes, there is a pot.", "No, there isn't a pot.", "Yes, there are two pots.", "No, there are only pans."}

Answer: Yes, there is a pot.

Question: Are the people preparing food in a modern kitchen?

Option: {"Yes, they are.", "No, it's an old kitchen.", "Yes, in a living room.", "No, it's a commercial kitchen."}

Answer: Yes, they are.

Figure 18: Generated conversation example by prompt version 3 (part 1).

Negative Conversation

Question: Are there three people in the kitchen?

Option: {"Yes, there are two people.", "Yes, there are three people.", "No, only one person.", "No, four people."}

Answer: No, only one person.

Question: Are the people in the kitchen cleaning?

Option: {"Yes, they are cooking.", "No, they are cleaning.", "No, they are eating.", "Yes, fixing something."}

Answer: Yes, they are cooking.

Question: How many bowls are there on the countertop?

Option: {"One bowl.", "Four bowls.", "Six bowls.", "Two bowls."}

Answer: Four bowls.

Question: What is the secondary activity happening?

Option: {"Preparing a meal.", "Washing dishes.", "Playing games.", "Reading books."}

Answer: Preparing a meal.

Question: Is there a microwave in the image?

Option: {"Yes, the microwave is there.", "No, there's no microwave.", "It's unclear.", "There is a dishwasher."}

Answer: There is a dishwasher.

Question: Is there a pan on the table?

Option: {"Yes, there is a pot.", "No, there isn't a pot.", "Yes, there are two pans.", "No, only bowls."}

Answer: Yes, there is a pot.

Question: Are the people preparing food in a commercial kitchen?

Option: {"Yes, they are.", "No, it's old kitchen.", "Yes, a living room.", "No, modern kitchen."}

Answer: No, modern kitchen.

Figure 19: Generated conversation example by prompt version 3 (part 2).

D Licensing and Hosting

Author Statement. We bear all responsibilities for the licensing, distribution, and maintenance of our dataset.

License. MMR benchmark and MMR-data are under CC BY 4.0 license.

Hosting. MMR benchmark and MMR-data can be viewed and downloaded on GitHub at <https://github.com/BAAI-DCAI/Multimodal-Robustness-Benchmark> or on Huggingface at <https://huggingface.co/datasets/BAAI/Multimodal-Robustness-Benchmark>. We assure its long-term preservation for future reference and use. The annotations for questions and answers are provided in JSON file format.

Metadata. Metadata can be found at <https://huggingface.co/datasets/BAAI/Multimodal-Robustness-Benchmark/blob/main/MMR-benchmark/MMR-benchmark.json> and <https://huggingface.co/datasets/BAAI/Multimodal-Robustness-Benchmark/blob/main/MMR-data/MMR-data.json>.

E Datasheet and Maintenance Plan

E.1 Motivation

For what purpose was the dataset created?

Answer: The MMR benchmark is designed to evaluate MLLMs’ comprehension of visual content and robustness against misleading questions, ensuring models truly leverage multimodal inputs rather than relying solely on textual reasoning. The MMR-data is generated to enhance MLLMs’ understanding capability and robustness by providing a training set with paired positive and negative visual question-answer samples.

Who created the dataset (e.g., which team, research group) and on behalf of which entity (e.g., company, institution, organization)?

Answer: The MMR benchmark and MMR-data are created by Yexin Liu (BAAI, HKUST(GZ)), Zhengyang Liang (BAAI, BUPT), Yuezhe Wang (BAAI), Muyang He (PKU), Jian Li (Youtu Lab, Tencent), Bo Zhao (BAAI)

Who funded the creation of the dataset?

Answer: 1) Beijing Academy of Artificial Intelligence. 2) NSFC-62306046.

E.2 Composition

What do the instances that comprise the dataset represent? (e.g., documents, photos, people, countries)

Answer: Each instance in the MMR benchmark represents an image, a question, 4 options, and a standard answer. Each instance in the MMR-data includes an image, a question, and an answer. Images are stored in JPG or PNG file format, while the questions, options, and standard answers are all stored in JSON format files.

How many instances are there in total (of each type, if appropriate)?

Answer: For the MMR benchmark, we collect 600 instances, consisting of 300 positive and 300 negative questions. The specific distribution of question types is detailed in Fig. 4 in the appendix. For MMR-data, we generate 112k samples (56k positive and 56k negative) using GPT-4o, with an average of 6.82 rounds of conversation per sample.

Does the dataset contain all possible instances or is it a sample (not necessarily random) of instances from a larger set?

Answer: All instances in the MMR benchmark and MMR-data were newly annotated by us or generated by GPT-4o.

Is there a label or target associated with each instance?

Answer: Yes, each instance provides the correct answer with an explanation.

Is any information missing from individual instances?

Answer: All instances are complete.

Are relationships between individual instances made explicit (e.g., users' movie ratings, social network links)?

Answer: For the MMR benchmark, after determining the question type, we then look for diverse instances. Each image is independent and not explicitly connected to others and two questions (positive and leading questions) are annotated with wwith each image. For MMR-data, some instances may have the same image but different questions and answers. Each instance clearly indicates the corresponding image, and each image has a unique identifier.

Are there recommended data splits (e.g., training, development/validation, testing)?

Answer: Yes, the MMR benchmark is specifically designed for evaluation, while the MMR-data is generated for training.

Are there any errors, sources of noise, or redundancies in the dataset?

Answer: No.

Is the dataset self-contained, or does it link to or otherwise rely on external resources (e.g., websites, tweets, other datasets)?

Answer: The annotations of the MMR benchmark are manually annotated by us, whereas the annotations of MMR-data are generated by GPT-4o. All metadata will be publicly accessible in the dataset repository. The images are collected from websites or open-source datasets. We have taken measures such as changing the resolution, modifying the aspect ratio, changing the format, and editing to minimize the impact on the original work rights. However, it is still possible that the copyright holder may request the deletion of certain data. If this happens, we will edit the content without affecting the questions and answers. If retaining images is also not allowed, we will still keep the annotation data and provide metadata (including URL) for the corresponding images.

Does the dataset contain data that might be considered confidential?

Answer: No.

Does the dataset contain data that, if viewed directly, might be offensive, insulting, threatening, or might otherwise cause anxiety?

Answer: No.

E.3 Collection Process

The data collection process for the MMR benchmark is detailed in Appendix A. 2 of the main paper. When labeling the MMR benchmark, those involved in the labeling search for suitable images based on pre-defined question types, type definitions, questions, and answer requirements, and then label them. The data collection process for MMR-data is outlined in Sec. 4 of the main paper.

E.4 Uses

Has the dataset been used for any tasks already?

Answer: Yes, the MMR benchmark has been used to evaluate the understanding capabilities and robustness to leading questions in 18 different MLLMs. The MMR-data has been used to train three different MLLMs, validating the effectiveness of the dataset.

What (other) tasks could the dataset be used for?

Answer: The MMR benchmark is primarily used to comprehensively evaluate the understanding capabilities and robustness to leading questions in MLLMs. Given its inclusion of multiple different tasks, it can also be used to individually assess the ability of MLLMs on specific tasks, such as image-grounded reasoning.

Is there a repository that links to any or all papers or systems that use the dataset?

Answer: No.

Is there anything about the composition of the dataset or the way it was collected and preprocessed/cleaned/labeled that might impact future uses?

Answer: The annotations of the MMR benchmark are manually annotated by us, whereas the annotations of MMR-data are generated by GPT-4o. All metadata will be publicly accessible in the dataset repository. The images are collected from websites or open-source datasets. We have taken measures such as changing the resolution, modifying the aspect ratio, changing the format, and editing to minimize the impact on the original work rights. However, it is still possible that the copyright holder may request the deletion of certain data. If this happens, we will edit the content without affecting the questions and answers. If retaining images is also not allowed, we will still keep the annotation data and provide metadata (including URL) for the corresponding images.

Are there tasks for which the dataset should not be used?

Answer: The MMR benchmark and MMR-data cannot be used to evaluate the image or video generation capabilities of the MLLM.

E.5 Distribution

Will the dataset be distributed to third parties outside of the entity (e.g., company, institution, organization) on behalf of which the dataset was created?

Answer: Yes. The MMR benchmark and MMR-data are publicly available on the Internet.

How will the dataset will be distributed (e.g., tarball on website, API, GitHub)?

Answer: The MMR benchmark and MMR-data are available on GitHub <https://github.com/BAAI-DCAI/Multimodal-Robustness-Benchmark> or on Huggingface at <https://huggingface.co/datasets/BAAI/Multimodal-Robustness-Benchmark>.

Will the dataset be distributed under a copyright or other intellectual property (IP) license, and/or under applicable terms of use (ToU)?

Answer: CC BY 4.0.

Have any third parties imposed IP-based or other restrictions on the data associated with the instances?

Answer: No.

Do any export controls or other regulatory restrictions apply to the dataset or to individual instances?

Answer: No.

E.6 Maintenance

Who will be supporting/hosting/maintaining the dataset?

Answer: The authors will be supporting, hosting, and maintaining the dataset.

How can the owner/curator/manager of the dataset be contacted (e.g., email address)?

Answer: Please contact one of the authors (yliu292@connect.hkust-gz.edu.cn; 1ce@bupt.edu.cn; bozhaonanjing@gmail.com)

Is there an erratum?

Answer: No. We will make announcements if there are any.

Will the dataset be updated (e.g., to correct labeling errors, add new instances, delete instances)?

Answer: Yes. We will post new update in <https://github.com/BAAI-DCAI/Multimodal-Robustness-Benchmark> or on Huggingface at <https://huggingface.co/datasets/BAAI/Multimodal-Robustness-Benchmark> if there is any.

If the dataset relates to people, are there applicable limits on the retention of the data associated with the instances (e.g., were individuals in question told that their data would be retained for a fixed period of time and then deleted)?

Answer: People may appear in the reference images. People may contact us to exclude specific data instances if they appear in the reference images.

Will older versions of the dataset continue to be supported/hosted/maintained?

Answer: Yes. Old versions will also be hosted in <https://github.com/BAAI-DCAI/Multimodal-Robustness-Benchmark> or on Huggingface at <https://huggingface.co/datasets/BAAI/Multimodal-Robustness-Benchmark>.

If others want to extend/augment/build on/contribute to the dataset, is there a mechanism for them to do so?

Answer: If others wish to add data, they can apply to do so provided the data is compliant and reasonable. However, making other modifications based on our dataset is currently not allowed.