

An experimental search for an explanation of the difference between beam and bottle neutron lifetime measurements.

M. F. Blatnik^{1,2}, L. S. Blokland³, N. Callahan⁴, J. H. Choi⁵, S. Clayton¹, C. B Cude-Woods¹, B. W. Filippone², W. R. Fox³, E. Fries², P. Geltenbort⁶, F. M. Gonzalez⁷, L. Hayen⁵, K. P. Hickerson², A. T. Holley⁸, T. M. Ito¹, A. Komives⁹, S Lin¹, Chen-Yu Liu¹⁰, M. F. Makela¹, C. L. Morris^{1,*}, R. Musedinovic⁵, C. M. O'Shaughnessy¹, R. W. Pattie Jr.¹¹, J. C. Ramsey⁷, D. J. Salvat³, A. Saunders⁷, S. J. Seestrom¹, E. I. Sharapov¹², M. Singh¹, Z. Tang¹, W. F. Uhrich¹, J. Vanderwerp³, P. Walstrom¹, Z. Wang¹, A. R. Young^{1,5,13}

¹Los Alamos National Laboratory, Los Alamos, NM, USA, 87545, USA

²Kellogg Radiation Laboratory, California Institute of Technology, Pasadena, CA 91125, USA

³Department of Physics, Indiana University, Bloomington, IN, 47405, USA

⁴Argonne National Laboratory, Lemont, IL 60439, USA

⁵Department of Physics, North Carolina State University, Raleigh, NC 27695, USA

⁶Institut Laue-Langevin, CS 20156, 38042 Grenoble Cedex 9, France

⁷Oak Ridge National Laboratory, Oak Ridge, TN 37831, USA

⁸Tennessee Technological University, Cookeville, TN 38505, USA

⁹DePauw University, Greencastle, IN 46135, USA

¹⁰University of Illinois, Urbana, IL 61801, USA

¹¹East Tennessee State University, Johnson City, TN 37614, USA

¹²Joint Institute for Nuclear Research, 141980 Dubna, Russia

¹³Triangle Universities Nuclear Laboratory, Durham, NC 27708, USA

*Corresponding author: email:cmorris@lanl.gov

Abstract The past two decades have yielded several new measurements and reanalysis of older measurements of the neutron lifetime. These have led to a 4.4 standard deviation discrepancy between the most precise measurements of the neutron decay rate producing protons in cold neutron beams and the most precise lifetime measured in neutron storage experiments. Here we publish an analysis of the recently published UCN τ data[1] aimed at searching for an explanation of this difference using the model proposed by Koch and Hummel[2].

Introduction

Koch and Hummel[2] suggests a new solution to the neutron lifetime enigma[3]. The neutron lifetime enigma arises from the 4.4 standard deviation difference between the lifetime measured for bottled neutrons[1] and measurements of lifetime from a beam of cold neutrons[4]. Koch and Hummel point out the beam experiments measure the decay rate of neutrons very close in time to their source whereas the bottle measurement use neutrons ~ 1000 s after their production. They postulate the existence of an excited state of the neutron, n^* , that has a longer β -decay lifetime than the ground state, n , and that a transition could occur between these two states by γ -ray emission with a decay time shorter than the holding time used for bottle lifetime measurements.

Experiment

The UCN τ experiment[1] stores ultra cold neutrons (UCN) produced by moderating spallation neutrons from 800 MeV proton interactions in a tungsten target at the Los Alamos UCN Facility[5, 6]. The UCN are transported to and stored in a magneto-gravitational trap[7] for various holding times and then counted using a ^{10}B coated scintillator screen[8] that is lowered into the trap and the end of the holding period. Before the holding period there is a 50 s cleaning period where quasi-trapped neutrons are removed by lowering a cleaner and the scintillator into the upper part of the trap. A spectrum from a sum of runs is shown in Figure 1. Over the course of this experiment the holding time was varied from 20 s to 4000s and data were taken with two different loading times, 150 s and 300 s. This provides a wide range of times from the neutron birth until counting to test the Koch and Hummel hypothesis[2].

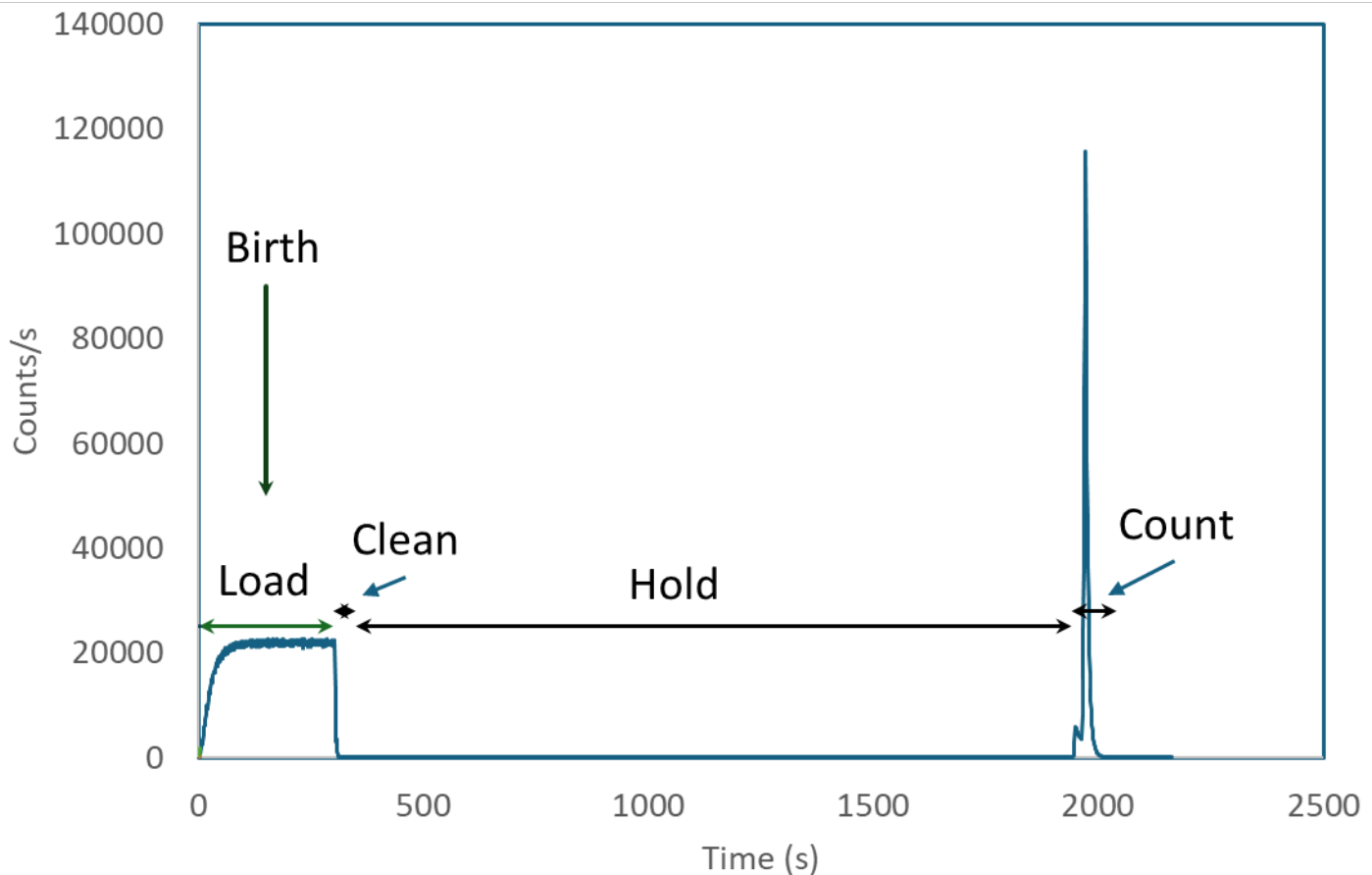


Figure 1) Summed spectrum from the UCN detector for a set of 1550 s holding time runs showing the counting sequence. The average time of birth is taken as the middle of the beam on time (Load).

Analysis

This model is described by four parameters, f , τ_b , τ_γ , and τ_l , the fraction of neutrons born in the excited state, the beam lifetime, the decay lifetime of excited to ground state neutrons and

the trap lifetime respectively. The neutron production methods and spectra are very different between the reactor source used for the beam experiments and in the accelerator driven spallation source used in the current experiment. Here we have varied the fraction of n^* , f , at $t = 0$ over a wide range but have constrained them to be equal, independent of production mechanism.

The coupled differential equations:

$$\begin{aligned}x(0) &= f \\y(0) &= (1 - f) \\ \frac{dx}{dt} &= \left[-\frac{x(t)}{\tau_\gamma} - \frac{x(t)}{\tau_b} \right] \\ \frac{dy}{dt} &= \frac{x(t)}{\tau_\gamma} - \frac{y(t)}{\tau_t}\end{aligned}$$

which give the time derivatives of the number of the excited neutrons, $x(t)$, and ground state neutrons, $y(t)$, in the trap versus time, t , in terms of the three decay times. The solution to these equations is:

$$\begin{aligned}x(t) &= f e^{-\frac{t(\tau_b + \tau_\gamma)}{\tau_b \tau_\gamma}} \\ y(t) &= f \frac{-\tau_b \tau_t}{-\tau_b \tau_\gamma + \tau_b \tau_t + \tau_\gamma \tau_t} \left(e^{-\frac{t(\tau_b + \tau_\gamma)}{\tau_b \tau_\gamma}} - e^{-\frac{t}{\tau_t}} \right) + (1 - f) e^{-\frac{t}{\tau_t}}.\end{aligned}$$

The number of remaining neutrons, given by $x(t) + y(t)$, can be fitted to the bottle lifetime measurements of Gonzalez[1] with τ_b adjusted so that the decay rate at $t = 0$ matches the beam lifetime measurement.

Since the data cover a wide range of times when surviving neutrons in the trap are counted (Figure 1) the result of lifetime fits as a function of t should be sensitive to τ_γ .

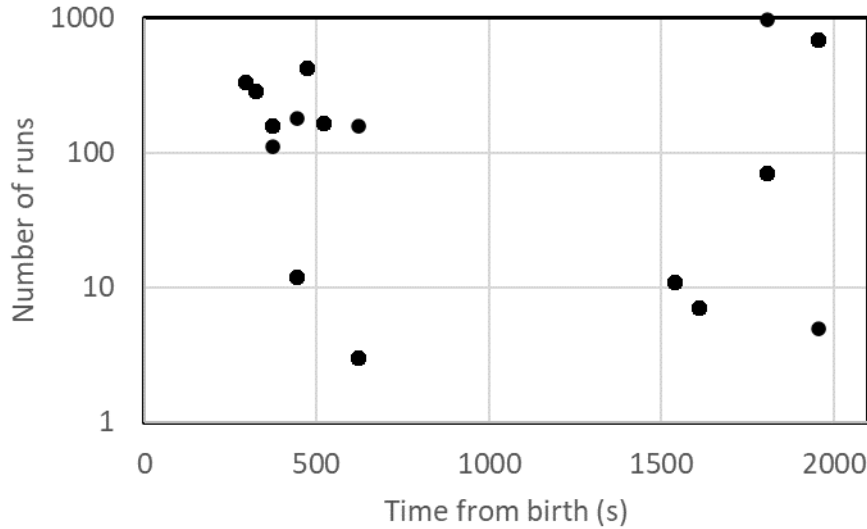


Figure 2) Histogram of the runs as a function of time from the start of beam.

Fits were performed by using the Yields, Y_{0k} , and uncertainties, ΔY_{0k} , that had been calculated for each run, k , in [1]

$$Y_{0k} = \frac{S_k - B_k}{N_k}$$

$$\Delta Y_{0k} = \frac{\sqrt{S_k + B_k}}{N_k}$$

Where S_k are the total counts in the foreground period, B_k are the background counts measured after the foreground counting period, and N_k are the counts in a monitor counter.

Several small corrections were the same as those in [1]. For each run, k , the expected yield, $Y_{calc,k}$, was calculated with a sliding normalization factor, CF , that eliminates sensitivity to slow time variations in the source output.

$$Y_{calc,k} = f \frac{-\tau_b \tau_t}{-\tau_b \tau_\gamma + \tau_b \tau_t + \tau_\gamma \tau_t} \left(e^{\frac{t(\tau_b + \tau_\gamma)}{\tau_b \tau_\gamma}} - e^{\frac{-t}{\tau_t}} \right) + (1-f) e^{\frac{-t}{\tau_t}}$$

$$R_k = \frac{Y_k}{Y_{calc,k}}$$

$$CF = \bar{R}_k$$

This is necessary because the monitor counts neutrons in a different spectral region from those loaded into the trap, and the aging of the source changes the output spectrum[9]. Lifetime fits were performed for several different values of τ_γ by varying τ_t to minimize the chi square, X^2 :

$$X^2 = \sum_k \frac{(Y_k - Y_{calc,k} CF_k)^2}{(\Delta Y_k)^2}.$$

Corrections for the statistical bias, gas pressure, and phase space evolution were applied as in Gonzalez[1].

Scan of X^2 as a function of τ_γ are plotted in Figure 3 for different values of f . For these the n^* beta decay lifetime, was obtained from:

$$\frac{1}{\tau_{NIST}} = \frac{f}{\tau_t} + \frac{1-f}{\tau_b},$$

where τ_{NIST} is the lifetime measured in the beam experiment[4] of 887.7 ± 2.2 . This assume that the beam experiment counts n^* and n in the beam with the same efficiency and that the decay proton from n^* is not lost out of the detector or trap if the excitation energy is too large. We also assume that the UCN detector counts n and n^* with the same efficiency.

These fits show no evidence for an excited neutron with a γ -ray decay lifetime longer than 139 s at a 95% confidence level for all possible n^* fractions under these assumptions.

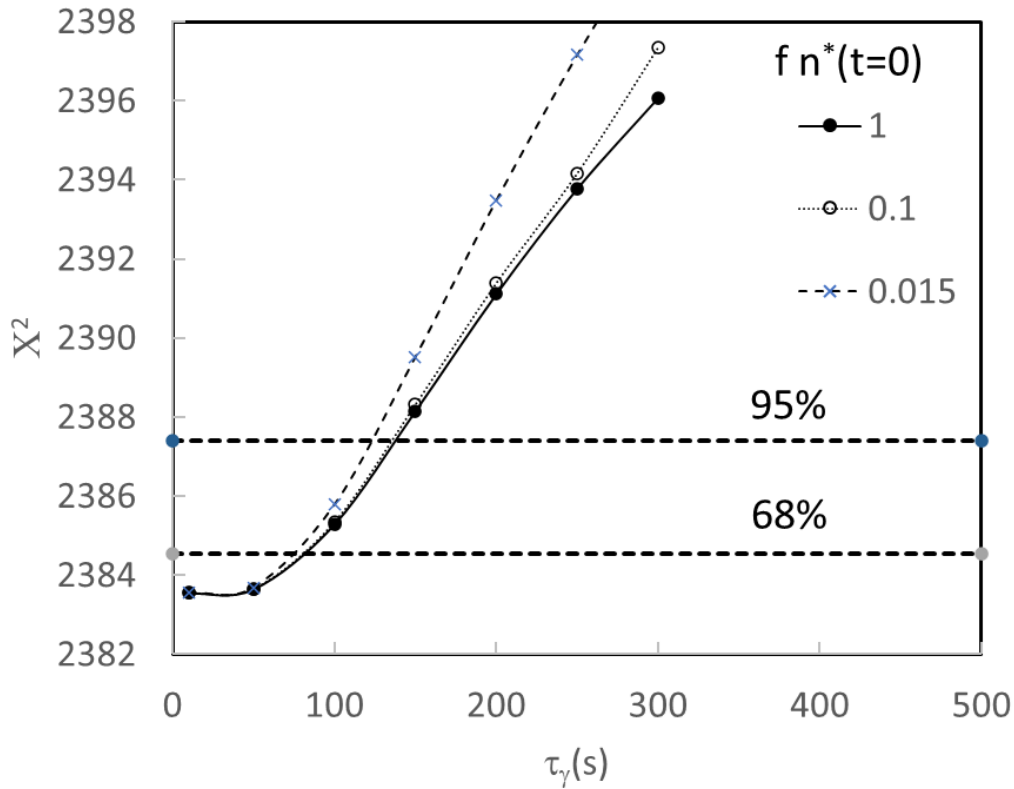


Figure 3) X^2 as a function of τ_λ for a range of starting n^* fractions. The 68% and 95% confidence values are plotted as horizontal dashed lines.

The space available for the excitation energy of n^* and the γ -ray decay lifetime are shown in Figure 4, reproduced from [2]. The blue and red boxes are regions excluded by previous experiments. The horizontal orange lines are upper bounds on the excitation energy under different assumptions discussed in [2]. The shaded areas at the left and right of the diagram show the time regions occupied by the beam and bottle experiments respectively. The shaded green area is excluded at the 95% confidence level by the current experiment.

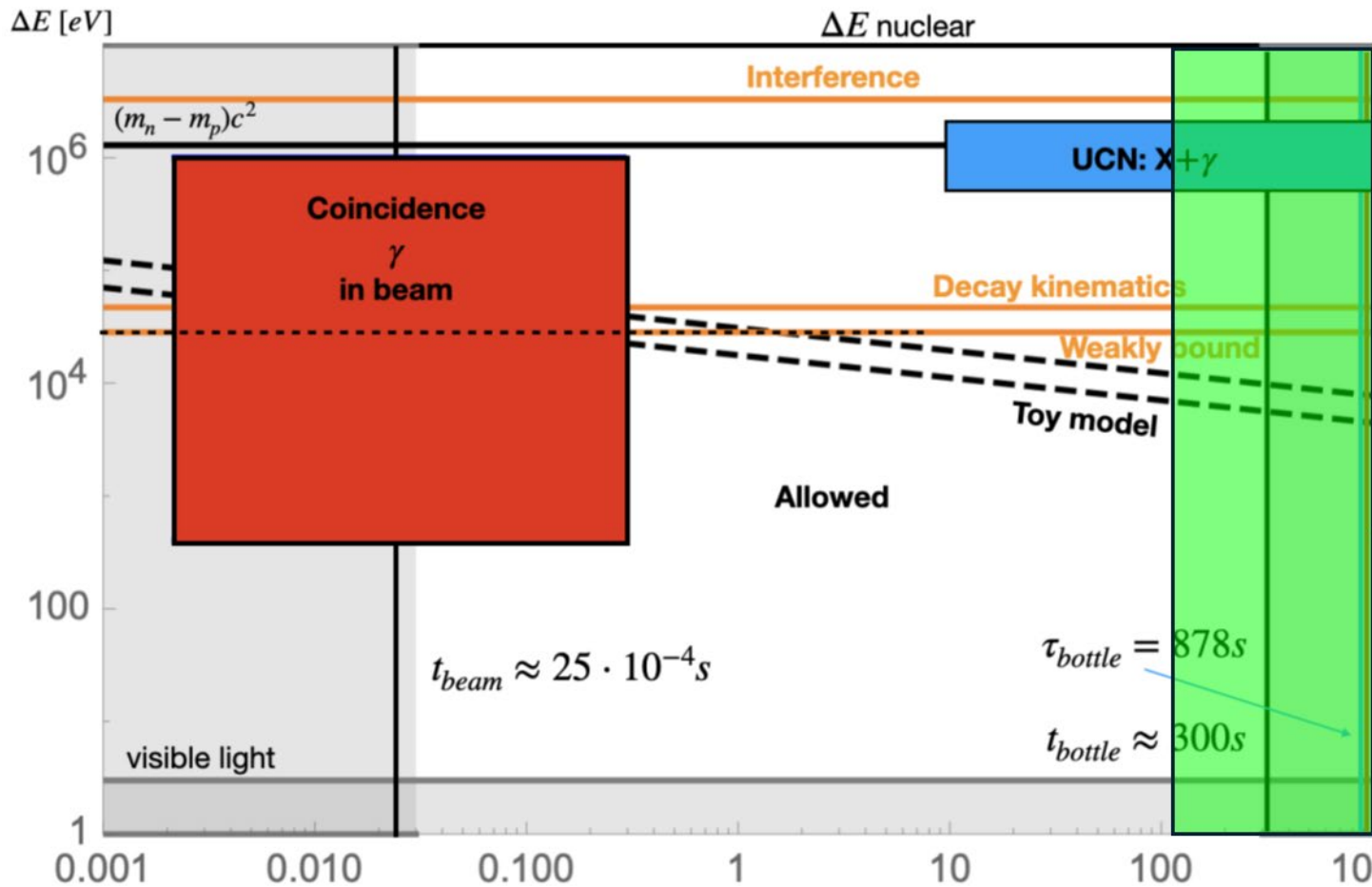


Figure 4) figure reproduced from Koch and Hummel[2] shown the model space and two regions that are excluded by previous experiments. The new 95% exclusion region from this work is shaded in green.

Conclusion

The data from a previous lifetime experiment[1] have been reanalyzed to test a new hypothesis from Koch and Hommel[2] for explaining the neutron lifetime enigma[3]. The data were refitted with a model that assumes an excited neutron that decays to the ground state with a lifetime shorter than the neutron lifetime, and that the two neutron states have different lifetimes. If the lifetime at birth is longer than the ground state the two lifetimes can be adjusted to agree with the decay rate measured in the beam experiment, and the lifetime measured in the storage experiment. This reanalysis shows no evidence for this model with a γ -ray decay lifetime longer than 139 s at the 95% confidence level for all fractions of n^* at $t=0$ s .

Acknowledgments

This work is supported by the LANL LDRD program; the U.S. Department of Energy, Office of Science, Office of Nuclear Physics under Awards No. DE-FG02-ER41042, No. DE-AC52-06NA25396, No. DE-AC05-00OR2272, and No. 89233218CNA000001 under proposal LANLEDM; NSF Grants No. 1614545, No. 1914133, No. 1506459, No. 1553861, No. 1812340, No. 1714461, No. 2110898, No. 1913789, and No. 2209521; and NIST precision measurements grant.

1. Gonzalez, F.M., et al., *Improved neutron lifetime measurement with ucn τ* . Physical review letters, 2021. **127**(16): p. 162501.
2. Koch, B. and F. Hummel, *An exciting hint towards the solution of the neutron lifetime puzzle?* arXiv preprint arXiv:2403.00914, 2024.
3. Greene, G.L. and P. Geltenbort, *The neutron enigma*. Scientific American, 2016. **314**(4): p. 36-41.
4. Yue, A., et al., *Improved determination of the neutron lifetime*. Physical review letters, 2013. **111**(22): p. 222501.
5. Ito, T.M., et al., *Performance of the upgraded ultracold neutron source at Los Alamos National Laboratory and its implication for a possible neutron electric dipole moment experiment*. Physical Review C, 2018. **97**(1): p. 012501.
6. Saunders, A., et al., *Demonstration of a solid deuterium source of ultra-cold neutrons*. Physics Letters B, 2004. **593**(1-4): p. 55-60.
7. Walstrom, P., et al., *A magneto-gravitational trap for absolute measurement of the ultra-cold neutron lifetime*. Nuclear Instruments and Methods in Physics Research Section A: Accelerators, Spectrometers, Detectors and Associated Equipment, 2009. **599**(1): p. 82-92.
8. Morris, C., et al., *A new method for measuring the neutron lifetime using an in situ neutron detector*. Review of Scientific Instruments, 2017. **88**(5): p. 053508.
9. Anghel, A., et al., *Solid deuterium surface degradation at ultracold neutron sources*. European Physical Journal A, 2018. **54**(8).