

Shelf-Supervised Multi-Modal Pre-Training for 3D Object Detection

Mehar Khurana^{1*}, Neehar Peri^{2*}, Deva Ramanan², James Hays³

¹IIT Delhi, ²Carnegie Mellon University, ³Georgia Institute of Technology

Abstract: State-of-the-art 3D object detectors are often trained on massive labeled datasets. However, annotating 3D bounding boxes remains prohibitively expensive and time-consuming, particularly for LiDAR. Instead, recent works demonstrate that self-supervised pre-training with unlabeled data can improve detection accuracy with limited labels. Contemporary methods adapt best-practices for self-supervised learning from the image domain to point clouds (such as contrastive learning). However, publicly available 3D datasets are considerably smaller and less diverse than those used for image-based self-supervised learning, limiting their effectiveness. We do note, however, that such data is naturally collected in a multimodal fashion, often paired with images. Rather than pre-training with only self-supervised objectives, we argue that it is better to bootstrap point cloud representations using image-based foundation models trained on internet-scale image data. Specifically, we propose a *shelf*-supervised approach (e.g. supervised with off-the-shelf image foundation models) for generating zero-shot 3D bounding boxes from paired RGB and LiDAR data. Pre-training 3D detectors with such pseudo-labels yields significantly better semi-supervised detection accuracy than prior self-supervised pretext tasks. Importantly, we show that image-based shelf-supervision is helpful for training LiDAR-only and multi-modal (RGB + LiDAR) detectors. We demonstrate the effectiveness of our approach on nuScenes and WOD, significantly improving over prior work in limited data settings.

Keywords: Shelf-Supervised 3D Object Detection, Vision-Language Models, Autonomous Vehicles

1 Introduction

3D object detection is an integral component of the robot perception stack. To facilitate research in this space, the Autonomous Vehicle (AV) industry has released several large-scale 3D annotated multi-modal datasets [1, 2, 3]. However, LiDAR-based detectors pre-trained on nuScenes [1] cannot be easily applied to Argoverse [3] due to differences in sensor characteristics across hardware platforms. In practice, training 3D detectors for a new hardware platform requires re-annotating 3D bounding boxes at scale, which can be prohibitively expensive [4] and time consuming [5]. Instead, recent works [6, 7, 8, 9] demonstrate that self-supervised pre-training with unlabeled sensor data can improve downstream detection accuracy with limited labels. Notably, AVs *already* capture large-scale unlabeled multi-modal data localized to HD maps during normal testing [10], motivating the exploration of self-supervised pre-training for outdoor scenes.

Status Quo. Self-supervised learning offers a scalable framework to learn from massive unlabeled datasets. Typically, self-supervised methods establish a pretext task that derives supervision directly from the data (e.g. occupancy prediction, contrastive learning, or masked auto-encoding). Once trained, these self-supervised representations can be adapted for downstream tasks by fine-tuning on a limited set of annotations. Given the success of image-based self-supervised learning [11, 12, 13],

*Equal Contribution.

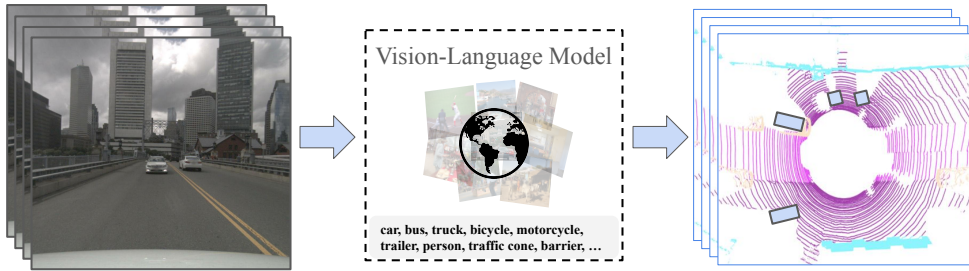


Figure 1: **Cross-Modal 3D Detection Distillation with Vision-Language Models.** Existing datasets used for 3D representation learning are considerably smaller and less diverse than those used for image-based self-supervised learning, limiting the effectiveness of pre-training. Therefore, we propose a simple approach for transferring object-centric priors from vision-language models to LiDAR. Specifically, we project 3D LiDAR points onto 2D instance segmentation masks to generate zero-shot 3D bounding boxes [10] that can be used for pre-training 3D detectors.

recent approaches revisit contrastive learning in the context of 3D sensor data [9, 14]. However, existing 3D datasets are considerably smaller and less diverse than those used in image-based self-supervised learning. Instead of solely relying on self-supervised objectives for pre-training, we advocate for a more practical approach that embraces recent advances in image-based foundational models by bootstrapping point cloud representations with vision-language models (VLMs) trained on internet-scale data. Since off-the-shelf vision-language models *already* encode semantics and object priors, our work focuses on distilling these 2D foundational priors into 3D detectors.

Bootstrapping 3D Representations with 2D Priors. VLMs [15, 16, 17, 18] are trained on internet-scale data and show impressive zero-shot detection performance across many application domains [19]. Therefore, we posit that pre-training with noisy pseudo-labels distilled from vision-language models can outperform contrastive features learned from scratch (cf. Fig. 1). However, distilling image-based foundational knowledge to LiDAR remains an open challenge [20, 21, 22]. We address this challenge by explicitly “inflating” 2D instance masks to 3D bounding boxes via unlabelled multimodal (RGB + LiDAR) training data, using a careful combination of LiDAR cues, HD maps, and shape priors [10]. This allows us to produce accurate 3D pseudo-labels which can then be used to pre-train uni-modal (LiDAR) or multi-modal (RGB + LiDAR) or 3D detectors. One significant advantage of our *shelf*-supervision over self-supervision is that it naturally produces a more aligned pretext task; instead of pre-training 3D detectors with contrastive learning, we learn from 3D pseudo-labels.

Contributions. We present three major contributions.

1. We propose Cross-Modal 3D Detection Distillation (CM3D), a zero-shot approach for generating 3D bounding boxes using off-the-shelf vision-language models.
2. We demonstrate that pre-training detectors with zero-shot 3D bounding box pseudo-labels achieves higher downstream detection accuracy than prior contrastive learning objectives.
3. We conduct extensive experiments to ablate our design choices and demonstrate that our simple approach achieves state-of-the-art semi-supervised 3D detection accuracy on the nuScenes benchmark.

2 Related Works

Unsupervised 3D Object Detection has gained significant interest in recent years as a way to auto-label large datasets without human annotators. Dewan et al. [23] introduced a model-free approach to detect and track the visible portions of objects by leveraging motion cues from LiDAR. More recently, Wong et al. [24] identified unknown instances through supervised segmentation and clus-

tering [25]. However, both [23, 24] only reason about the visible extent of objects and are unable to generate amodal bounding boxes. Cen et. al. [26] used a supervised detector to generate bounding box proposals for unknown categories, and [27] exploited the correspondence between images and point clouds to generate object proposals. Similarly, Wilson et al. [10] employed an HD map and shape priors to “inflate” 2D detections to 3D cuboids. Utilizing priors such as surface normals [28, 29, 30] and motion cues [31, 32, 33, 34] has been shown to improve unsupervised object detection. You et al. [35] integrated cues from temporal scene changes (e.g. point ephemerality from multiple traversals) to detect mobile objects [36, 37]. Najibi et al. [38] used scene flow and clustering to generate 3D bounding boxes for moving objects. However, this method does not assign semantic labels to cuboids and cannot detect static objects. Similarly, [39, 40] use scene flow to cluster points and generate pseudo-labels. In contrast, CM3D uses 2D VLM detectors to localize, “lift”, and classify both static and moving objects.

Self-Supervised Learning for 3D Representations has been applied to many domains, including object-centric point clouds [41, 42, 43], indoor scenes [44, 45, 46, 47, 48, 49], and outdoor environments [9, 7, 50]. Current techniques for self-supervised point cloud pre-training can be broadly characterized by their receptive field. Scene-based contrastive learning [6, 51] (often used in the context of representation learning for indoor scenes) may not capture the necessary fine-grained details required for recognizing small objects. In contrast, voxel-based contrastive learning (often used in the context of representation learning for outdoor scenes) inherently struggles with a restricted receptive field, limiting its ability to encode larger structures. Region-based representations [7, 52] attempt to strike a balance between coarse-grained scene representations and fine-grained voxel representations. However, most regions in outdoor scenes (e.g. ground plane and buildings) lack informative cues, making it difficult to learn robust features. More recently, multi-modal contrastive learning methods [8, 9] demonstrate that paired multi-modal sensors can provide complementary (self-)supervision for pre-training.

PointContrast [6] established correspondences between different views of point clouds using a contrastive loss. DepthContrast [14] treated different depth maps as instances and discriminates between them. STRL [53] extracted invariant representations from temporally correlated frames in a 3D point cloud sequence. More recently, SimIPU [8] and CALICO [9] delve into multi-modal contrastive learning by utilizing paired RGB and LiDAR data. GeoMAE [50] frames point-cloud representation learning as a masked auto-encoding task, and uses geometric pretext tasks including occupancy, normals, and curvature estimation. In contrast to prior work, we argue that directly pre-training with noisy pseudo-labels from vision foundation models can be a more effective pre-training strategy for 3D object detection.

Leveraging 2D Foundational Models for 3D Perception is an active area of research. Sautier et al. [54] introduced SLidR, a 2D-to-3D representation distillation method aimed at cross-modal self-supervised learning on large-scale point clouds. Mahmoud et. al. [55] subsequently extended SLidR with a semantically-aware contrastive constraint and a class-balancing loss. SEAL [56] takes inspiration from SLidR and used SAM [57] to generate 3D class-agnostic point cloud segments for contrastive learning. More recently, SA3D [58] extends SAM [57] to segment 3D objects with NeRFs. Anything-3D [59] combines BLIP [16], a pre-trained 2D text-to-image diffusion model, with SAM for single-view conditioned 3D reconstruction. 3D-Box-Segment-Anything utilizes SAM with a pre-trained 3D detector, VoxelNeXt [60], for interactive 3D detection and labeling. SAM3D [61] repurposes SAM to directly segment objects from BEV point clouds. Most recently, UP-VL [21] distilled 2D vision-language features [11] into LiDAR point clouds to generate amodal cuboids. We use foundational models to generate class-specific instance segmentation masks and “inflate” these masks to 3D cuboids using LiDAR cues, HD maps, and shape priors.

3 Cross-Modal 3D Detection Distillation (CM3D) with VLMs

Given a large unlabelled set of multi-modal (RGB + LiDAR) data, we combine 2D VLMs with 3D domain knowledge (given by 3D shape priors and map constraints) to generate 3D bounding box

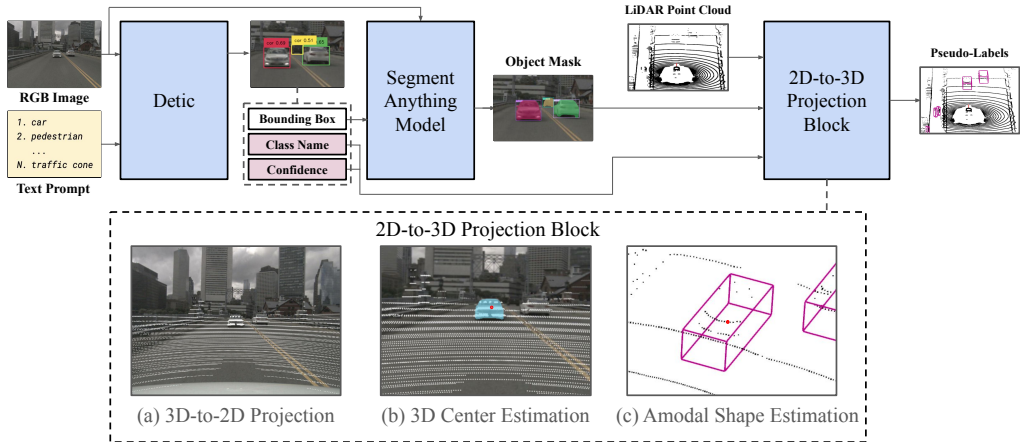


Figure 2: **CM3D Pseudo-Label Pipeline.** First, we prompt a vision-language detector (e.g. Detic [15]) with a class name (e.g. car) to generate 2D box proposals. Next, we prompt SAM [57] with the predicted 2D bounding boxes to generate high-quality instance segmentation masks. We then generate an oriented 3D cuboid using the set of LiDAR points that project to a given 2D instance mask. Specifically, we define the *center* of the cuboid to be the medoid of the LiDAR points, the *dimensions* (length, width, height) to be a fixed shape prior (similar to an anchor box) as reported by ChatGPT when prompted with the class name, and the *orientation* to be aligned with lane geometry provided from an HD map.

pseudo-labels for pre-training 3D detectors. We describe pseudo-label generation in Sec. 3.1 and our training pipeline in Sec. 3.2.

3.1 Generating 3D Bounding Box Pseudo-Labels

2D Mask Generation. The first stage of our pipeline requires producing accurate 2D instance masks for a fixed vocabulary of object categories. We prompt a VLM detector (e.g. Detic [15] or GroundingDINO [18]) with class names (e.g. car, bus, truck) to generate 2D box proposals. Though some VLM detectors (i.e., Detic) already produce instance segmentation masks, we found it more effective to prompt separate (foundational) models such as SAM [57] with the predicted 2D bounding boxes to generate high-quality segmentation masks. We evaluate the impact of different VLMs on pseudo-label quality in the supplement.

3D Projection. Next, we project the LiDAR points onto the 2D image plane and group all points within each instance mask. To produce a final 3D bounding box pseudo-label, we need to generate a 3D centroid, 3D orientation, and cuboid dimensions (width, length, height). Our key technical approach, described below and inspired by [10], is to leverage 3D priors in the form of maps (e.g. car cuboids should typically be aligned with map geometry) and shape priors (e.g. fine-grained categories such as trucks tend to have canonical dimensions).

3D Cuboid Generation. We define an initial candidate 3D centroid to be the medoid of points within each mask, expressed as $m = \operatorname{argmin}_{x \in P_M} \sum_{p \in P_M} \|p - x\|_2$, where P_M is the set of LiDAR points that lie within the mask M . Note that this medoid tends to lie on the surface of the object visible to the LiDAR sensor rather than the true object centroid, which implies it will require refinement. To estimate a canonical width-height-length, we simply prompt an LLM (ChatGPT) with each class name and use the returned value for all instances. Although LLMs do not have access to our 3D training data, they have seen many descriptions of object shapes on the web and can provide reasonable prototypical 3D sizes of common objects. Lastly, we estimate box orientation for vehicles using lane geometry from an HD map and assign the direction of the nearest lane to each cuboid. We assign an orientation of zero degrees to all non-vehicles (e.g. pedestrians, barriers and traffic cones).

3D Refinement. Fig. 2 visualizes our overall pseudo-label generation pipeline. Because many components of our pipeline provide only rough 3D estimates (e.g., not all trucks have precisely the same 3D dimension), we find that 3D labels can be refined via self-training, which is discussed in the next section. The supplement ablates several strategies for improvement, including prompt engineering to improve VLM zero-shot 2D detections, LiDAR accumulation to improve medoid estimation, mask erosion to remove noisy LiDAR points near mask boundaries, medoid compensation to reduce object center estimation biases, and late-fusion of independent zero-shot 3D detectors to improve orientation and shape estimation. The supplement also discusses limitations of our pseudo-label method. However, despite these limitations, we find that imperfect pseudo-labels still provide an effective signal for pre-training.

3.2 Training with Pseudo-Labels

We use our generated pseudo-labels to pre-train 3D detectors that will be fine-tuned on a limited set of labeled data. We present a block diagram of our training pipeline in Fig 3. Notably, it is trivial to train *any* 3D detector with our pseudo-labels, making our proposed framework widely applicable. Further, although our pseudo-label generator requires paired RGB and LiDAR data for pseudo-label generation, we can easily train a LiDAR-only model like CenterPoint, which requires only LiDAR sweeps at inference.

In this paper, we evaluate CM3D by training two popular detectors, CenterPoint [62] and BEVFusion [63]. Following CALICO’s [9] experiment setup, we train BEVFusion with the CenterHead and turn off class-balanced grouping and sampling. Although copy-paste augmentation is widely used when training 3D detectors, we find that performance degrades with our noisy pseudo-labels. We train the CenterHead following standard 3D detection losses. We use the sigmoid focal loss (for recognition) [64] and L1 regression loss (for localization). Concretely, our loss function is as follows: $L = L_{HM} + \lambda L_{REG}$, where $L_{HM} = \sum_{i=0}^C SigmoidFocalLoss(X_i, Y_i)$ and $L_{REG} = |X_{BOX} - Y_{BOX}|$, where X_i and Y_i are the i^{th} class’ predicted and ground-truth heat maps, while X_{BOX} and Y_{BOX} are the predicted and pseudo-label box attributes.

Self Training. Although directly pre-training with our pseudo-labels significantly improves mAP, it also yields lower NDS compared to prior work. We posit that this is due to the errors in size and orientation estimation, which can both be attributed to our simplistic 3D priors. Prior work suggests that self-training can be effective for semi-supervised learning [35, 21]; not only can it discover more objects [35, 21], but it may also refine noisy box labels. We find that self-training significantly improves orientation and shape estimates by exploiting the regularity of multimodal data; similar-looking objects will generate similar pseudo-labels due to the smoothness of the learned detection function. We ablate the impact of self-training in the supplement.

4 Experiments

In this section, we conduct extensive experiments to evaluate our proposed approach. We find that CM3D significantly improves over prior works in limited data settings (cf. Table 1). We include our code in the supplementary material, and will publicly release it to facilitate future research.

4.1 Experiment Setup

Datasets. We evaluate our work using the well-established nuScenes dataset [1]. We follow the suggested protocol in [7, 50, 9] and sample K% of the training data uniformly from the entire training set. Lastly, we also evaluate our approach on the Waymo Open Dataset [2] in the supplement, and find that our conclusions hold across datasets.

Metrics. Mean average precision (mAP) is an established metric for object detection [65]. For 3D detection, a true positive (TP) is defined as a detection that has a center distance within a distance threshold on the ground-plane to a ground-truth annotation [1]. mAP computes the mean of AP over all classes, where per-class AP is the area under the precision-recall curve drawn with dis-

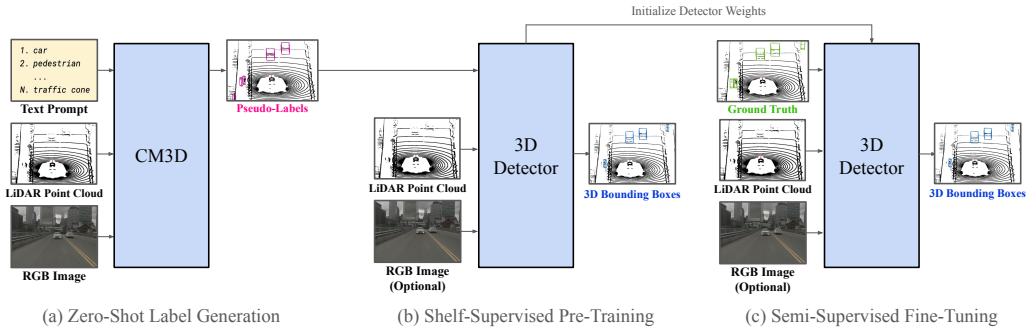


Figure 3: **Pre-Training and Fine-Tuning Pipeline** (a) First, we generate zero-shot 3D bounding boxes with CM3D as described in Fig. 2. (b) Next, we pre-train our 3D detector using the generated pseudo-labels. Notably, this process is no different from training 3D detectors on ground-truth labels. (c) Lastly, we fine-tune the detector using a small amount of labeled data.

tance thresholds of [0.5, 1, 2, 4] meters. NDS (nuScenes Detection Score) is computed by taking a weighted sum of mAP along with five other metrics, including mATE (mean absolute translation error), mAOE (mean absolute orientation error), mASE (mean absolute scale error), mAVE (mean absolute velocity error), and mAAE (mean absolute attribute error). mAP is assigned a weight of 5, while all other metrics are assigned a weight of 1.

4.2 Comparison to State-of-the-Art

We first evaluate the zero-shot performance of CM3D to highlight the quality of our pseudo-labels. Next, we evaluate the performance of detectors trained on pseudo-labels. Lastly, we evaluate the performance of detectors pre-trained on CM3D pseudo-labels and fine-tuned on labeled data. Note that models are pre-trained with pseudo-labels from (1 - K%) of the training set and fine-tuned with ground truth labels from K% of the training set. We copy the results of prior work from CALICO and refer readers to [9] for further details. We present salient conclusions from Table 1 below.

Evaluating Zero-Shot Performance. We evaluate the quality of CM3D’s pseudo-labels (0% Training Data) and find that our method achieves 22.3% mAP and 22.1% NDS. We compare CM3D with SAM3D [61], a recently released zero-shot 3D detector. Notably, both CM3D and SAM3D use SAM [57] to group LiDAR points. However, CM3D groups LiDAR points on the image plane and SAM3D [61] groups LiDAR points in the 2D BEV plane. Our multi-modal zero-shot 3D detector significantly outperforms SAM3D’s LiDAR-only approach by 20.7%. Importantly, SAM3D was initially designed as a class-agnostic zero-shot detector. We posit that SAM3D’s poor performance can be attributed to nuScenes’ diverse classes. Unlike many prior methods that generate class-agnostic pseudo-labels [39, 40], our approach is able to generate multi-class predictions because we leverage images during training.

Distilling Multi-Modal Priors into Uni-Modal Models. Although CM3D requires paired RGB images and LiDAR sweeps for pseudo-label generation, we can easily train RGB-only or LiDAR-only student models (e.g. CenterPoint + CM3D). Importantly, these student models don’t require paired RGB-LiDAR data at inference (and are therefore compared against other models that only use LiDAR at inference). However, we find that the CenterPoint + CM3D (0% Training Data) student model performs worse than the pseudo-label generator (CM3D). This can be attributed to learning with noisy labels and not having access to the same sensor data as the teacher. However, we find that using multi-modal cues for both training and testing yields higher results. Specifically, BEVFusion + CM3D (0% Training Data) achieves 3.9 mAP and 1.9 NDS better performance than CenterPoint + CM3D (0% Training Data).

Table 1: **Semi-Supervised 3D Detection on NuScenes.** In terms of zero-shot accuracy, pseudo-labels from CM3D outperforms prior art (SAM3D) by 20.7% NDS. With 5% supervised training data, pre-training CenterPoint with CM3D pseudo-labels improves over the prior art of PRC [9] by 8.1 mAP / 2.8 NDS. When comparing to Camera-LiDAR methods, pre-training BEVFusion with CM3D pseudo-labels outperforms prior art (CALICO) by 8.6 mAP / 4.6 NDS. We highlight the best LiDAR-only (L) results in **blue**, and the best Camera-LiDAR (L+C) results in **red**.

Training Data	Method	Modality		mAP \uparrow	NDS \uparrow
		Train	Test		
0% (Unsupervised)	SAM3D [61]	L	L	1.7	2.4
	CM3D (Ours)	L + C	L + C	23.0	22.1
	CenterPoint [62] + CM3D (Ours)	L + C	L	16.7	21.4
	BEVFusion [63] + CM3D (Ours)	L + C	L + C	20.6	23.3
5%	CenterPoint [62] + Rand. Init.	L	L	33.1	37.4
	PointContrast [6]	L	L	36.7	43.0
	ProposalContrast [7]	L	L	37.0	43.1
	PRC [9]	L	L	38.2	46.0
	CenterPoint [62] + CM3D (Ours)	L + C	L	46.3	48.8
	BEVFusion [63] + Rand. Init.	L + C	L + C	39.0	43.7
	SimIPU [8]	L + C	L + C	39.1	45.8
	PRC [9] + BEVDistill [66]	L + C	L + C	41.0	47.5
	CALICO [9]	L + C	L + C	41.7	47.9
	BEVFusion [63] + CM3D (Ours)	L + C	L + C	51.3	52.5
10%	CenterPoint [62] + Rand. Init.	L	L	41.1	48.0
	PointContrast [6]	L	L	42.3	51.2
	ProposalContrast [7]	L	L	42.1	51.1
	PRC [9]	L	L	44.1	53.1
	CenterPoint [62] + CM3D (Ours)	L + C	L	51.0	56.3
	BEVFusion [63] + Rand. Init.	L + C	L + C	46.2	51.9
	SimIPU [8]	L + C	L + C	47.5	52.4
	PRC [9] + BEVDistill [66]	L + C	L + C	49.7	53.6
	CALICO [9]	L + C	L + C	50.0	53.9
	BEVFusion [63] + CM3D (Ours)	L + C	L + C	53.3	56.5
20%	CenterPoint [62]+ Rand. Init.	L	L	47.1	56.7
	PointContrast [6]	L	L	48.3	57.5
	ProposalContrast [7]	L	L	48.0	57.4
	PRC [9]	L	L	49.5	58.9
	CenterPoint [62] + CM3D (Ours)	L + C	L	54.5	59.0
	BEVFusion [63] + Rand. Init.	L + C	L + C	53.1	58.9
	SimIPU [8]	L + C	L + C	53.4	58.9
	PRC [9] + BEVDistill [66]	L + C	L + C	54.4	59.2
	CALICO [9]	L + C	L + C	54.8	59.5
	BEVFusion [63] + CM3D (Ours)	L + C	L + C	56.2	60.2
50%	CenterPoint [62] + Rand. Init.	L	L	53.2	61.0
	PointContrast [6]	L	L	53.5	61.4
	ProposalContrast [7]	L	L	53.1	61.0
	PRC [9]	L	L	54.1	62.1
	CenterPoint [62] + CM3D (Ours)	L + C	L	56.9	61.0
	BEVFusion [63] + Rand. Init.	L + C	L + C	58.5	61.8
	SimIPU [8]	L + C	L + C	58.6	62.0
	PRC [9] + BEVDistill [66]	L + C	L + C	59.6	62.3
	CALICO [9]	L + C	L + C	60.1	62.7
	BEVFusion [63] + CM3D (Ours)	L + C	L + C	59.7	62.5

Significant Improvements in Low-Data Setting. Pre-training CenterPoint with CM3D pseudo-labels and fine-tuning on labeled data improves over the prior art of PRC [9] by 8.1 mAP and 2.8 NDS with 5% labeled data. Similarly, pre-training BEVFusion with CM3D pseudo-labels outper-

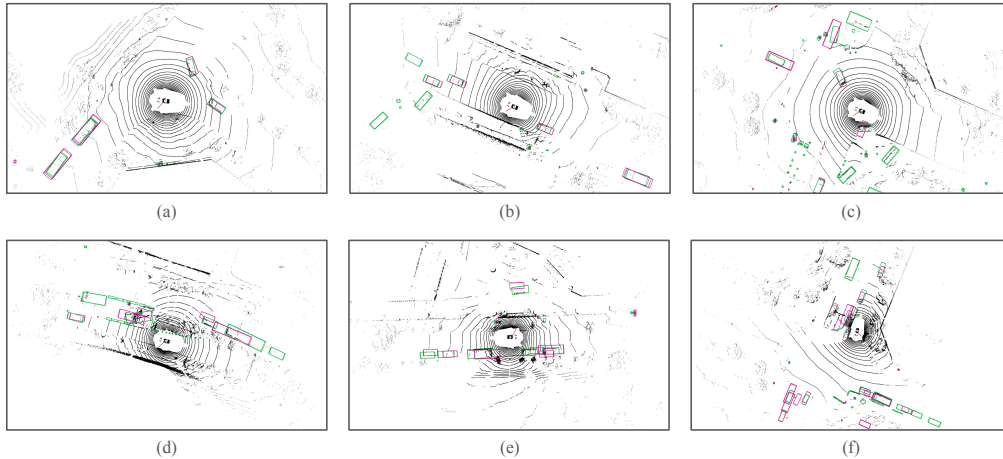


Figure 4: **Qualitative Results of Pseudo-Labels.** We visualize pseudo-labels (pink) and ground-truth labels (green) across all 10 object classes on the nuScenes val-set. In (a), our pseudo-labels accurately estimate location, cuboid size, and orientation, demonstrating the general effectiveness of medoid compensation and map-based orientation estimation. In (b), we find that CM3D often misses heavily-occluded objects. This is unsurprising because our method relies on accurate RGB-based detections, which often fail with heavy occlusions. In (c), our map-based orientation estimation fails when the predicted object is not oriented in the direction of any lane. For example, the incorrect orientation of the car turning into the intersection (not aligned to any nearby lanes) illustrates the limitations of our approach. In both (d) and (f), we are unable to label several barriers. We attribute these missed detections to the ambiguity of the class name `barrier`. Notably, a `barrier` in nuScenes may not be the same as `barrier` as defined in internet pre-training data [19]. In (d), (e), and (f), we produce duplicate boxes for the same instances, indicating a failure of NMS.

forms prior art (CALICO) by 8.6 mAP and 4.6 NDS. This suggests that aligning your pre-training and fine-tuning tasks can yield better performance.

Diminishing Returns with More Labeled Data. Although BEVFusion + CM3D shows significant performance improvements over CALICO in the low-data regime (e.g. 5% training data), the delta between both methods decreases as we increase the amount of training data (+8.6 mAP / +4.6 NDS at 5%, +3.3 mAP / +2.6 NDS at 10%, +1.4 mAP / +0.7 NDS at 20%, -0.3 mAP / -0.2 NDS at 50%). This suggests that the specific pre-training strategy matters less with increasing ground truth data.

Qualitative Results. We visualize the output of our pseudo-label generation approach in Fig. 4. Although our method generates reasonable predictions in many cases, we find that our method fails in cases of occlusions (where there is no 3D information) and in cases where the vision-language model predicts a false positive detection with high confidence. See Fig 4 for more detailed analysis.

5 Conclusion

In this paper, we propose Cross-Modal 3D Detection Distillation (CM3D), a zero-shot approach for generating 3D bounding boxes using vision-language models. We demonstrate that pre-training detectors with zero-shot 3D bounding box pseudo-labels achieves higher downstream semi-supervised detection than prior contrastive learning objectives. However, we find that our proposed pre-training strategy limits generalization to arbitrary downstream tasks. We conduct comprehensive experiments to ablate our design choices and demonstrate that our simple method significantly improves over prior work in limited data settings.

References

- [1] H. Caesar, V. Bankiti, A. H. Lang, S. Vora, V. E. Liong, Q. Xu, A. Krishnan, Y. Pan, G. Baldan, and O. Beijbom. nuscenes: A multimodal dataset for autonomous driving. In *Proceedings of the IEEE/CVF conference on computer vision and pattern recognition*, pages 11621–11631, 2020.
- [2] P. Sun, H. Kretzschmar, X. Dotiwalla, A. Chouard, V. Patnaik, P. Tsui, J. Guo, Y. Zhou, Y. Chai, B. Caine, V. Vasudevan, W. Han, J. Ngiam, H. Zhao, A. Timofeev, S. Ettinger, M. Krivokon, A. Gao, A. Joshi, Y. Zhang, J. Shlens, Z. Chen, and D. Anguelov. Scalability in perception for autonomous driving: Waymo open dataset. In *Proceedings of the IEEE/CVF Conference on Computer Vision and Pattern Recognition (CVPR)*, June 2020.
- [3] B. Wilson, W. Qi, T. Agarwal, J. Lambert, J. Singh, S. Khandelwal, B. Pan, R. Kumar, A. Hartnett, J. K. Pontes, D. Ramanan, P. Carr, and J. Hays. Argoverse 2: Next generation datasets for self-driving perception and forecasting. In *Proceedings of the Neural Information Processing Systems Track on Datasets and Benchmarks (NeurIPS Datasets and Benchmarks 2021)*, 2021.
- [4] K. Vedder, N. Peri, N. Chodosh, I. Khatri, E. Eaton, D. Jayaraman, Y. Liu, D. Ramanan, and J. Hays. Zeroflow: Fast zero label scene flow via distillation. *arXiv preprint arXiv:2305.10424*, 2023.
- [5] W. Chen, A. Edgley, R. Hota, J. Liu, E. Schwartz, A. Yizar, N. Peri, and J. Purtle. Rebound: An open-source 3d bounding box annotation tool for active learning. *arXiv preprint arXiv:2303.06250*, 2023.
- [6] S. Xie, J. Gu, D. Guo, C. R. Qi, L. Guibas, and O. Litany. Pointcontrast: Unsupervised pre-training for 3d point cloud understanding. In *Computer Vision—ECCV 2020: 16th European Conference, Glasgow, UK, August 23–28, 2020, Proceedings, Part III 16*, pages 574–591. Springer, 2020.
- [7] J. Yin, D. Zhou, L. Zhang, J. Fang, C.-Z. Xu, J. Shen, and W. Wang. Proposalcontrast: Unsupervised pre-training for lidar-based 3d object detection. In *European Conference on Computer Vision*, pages 17–33. Springer, 2022.
- [8] Z. Li, Z. Chen, A. Li, L. Fang, Q. Jiang, X. Liu, J. Jiang, B. Zhou, and H. Zhao. Simipu: Simple 2d image and 3d point cloud unsupervised pre-training for spatial-aware visual representations. In *Proceedings of the AAAI Conference on Artificial Intelligence*, volume 36, pages 1500–1508, 2022.
- [9] J. Sun, H. Zheng, Q. Zhang, A. Prakash, Z. M. Mao, and C. Xiao. Calico: Self-supervised camera-lidar contrastive pre-training for bev perception. *arXiv preprint arXiv:2306.00349*, 2023.
- [10] B. Wilson, Z. Kira, and J. Hays. 3d for free: Crossmodal transfer learning using hd maps. *arXiv preprint arXiv:2008.10592*, 2020.
- [11] A. Radford, J. W. Kim, C. Hallacy, A. Ramesh, G. Goh, S. Agarwal, G. Sastry, A. Askell, P. Mishkin, J. Clark, et al. Learning transferable visual models from natural language supervision. In *International conference on machine learning*, pages 8748–8763. PMLR, 2021.
- [12] J.-B. Grill, F. Strub, F. Altché, C. Tallec, P. Richemond, E. Buchatskaya, C. Doersch, B. Avila Pires, Z. Guo, M. Gheshlaghi Azar, et al. Bootstrap your own latent—a new approach to self-supervised learning. *Advances in neural information processing systems*, 33: 21271–21284, 2020.
- [13] K. He, H. Fan, Y. Wu, S. Xie, and R. Girshick. Momentum contrast for unsupervised visual representation learning. In *Proceedings of the IEEE/CVF conference on computer vision and pattern recognition*, pages 9729–9738, 2020.

- [14] Z. Zhang, R. Girdhar, A. Joulin, and I. Misra. Self-supervised pretraining of 3d features on any point-cloud. In *Proceedings of the IEEE/CVF International Conference on Computer Vision*, pages 10252–10263, 2021.
- [15] X. Zhou, R. Girdhar, A. Joulin, P. Krähenbühl, and I. Misra. Detecting twenty-thousand classes using image-level supervision. In *ECCV*, 2022.
- [16] J. Li, D. Li, C. Xiong, and S. Hoi. Blip: Bootstrapping language-image pre-training for unified vision-language understanding and generation. In *International Conference on Machine Learning*, pages 12888–12900. PMLR, 2022.
- [17] L. H. Li, P. Zhang, H. Zhang, J. Yang, C. Li, Y. Zhong, L. Wang, L. Yuan, L. Zhang, J.-N. Hwang, et al. Grounded language-image pre-training. In *Proceedings of the IEEE/CVF Conference on Computer Vision and Pattern Recognition*, pages 10965–10975, 2022.
- [18] S. Liu, Z. Zeng, T. Ren, F. Li, H. Zhang, J. Yang, C. Li, J. Yang, H. Su, J. Zhu, et al. Grounding dino: Marrying dino with grounded pre-training for open-set object detection. *arXiv preprint arXiv:2303.05499*, 2023.
- [19] A. Madan, N. Peri, S. Kong, and D. Ramanan. Revisiting few-shot object detection with vision-language models. *arXiv preprint arXiv:2312.14494*, 2023.
- [20] A. Ošep, T. Meinhardt, F. Ferroni, N. Peri, D. Ramanan, and L. Leal-Taixé. Better call sal: Towards learning to segment anything in lidar. *arXiv preprint arXiv:2403.13129*, 2024.
- [21] M. Najibi, J. Ji, Y. Zhou, C. R. Qi, X. Yan, S. Ettinger, and D. Anguelov. Unsupervised 3d perception with 2d vision-language distillation for autonomous driving. In *Proceedings of the IEEE/CVF International Conference on Computer Vision*, pages 8602–8612, 2023.
- [22] Y. Liu, L. Kong, J. Cen, R. Chen, W. Zhang, L. Pan, K. Chen, and Z. Liu. Segment any point cloud sequences by distilling vision foundation models. *Advances in Neural Information Processing Systems*, 36, 2024.
- [23] A. Dewan, T. Caselitz, G. D. Tipaldi, and W. Burgard. Motion-based detection and tracking in 3d lidar scans. In *2016 IEEE international conference on robotics and automation (ICRA)*, pages 4508–4513. IEEE, 2016.
- [24] K. Wong, S. Wang, M. Ren, M. Liang, and R. Urtasun. Identifying unknown instances for autonomous driving. In *Conference on Robot Learning*, pages 384–393. PMLR, 2020.
- [25] L. McInnes, J. Healy, and S. Astels. hdbscan: Hierarchical density based clustering. *The Journal of Open Source Software*, 2(11):205, 2017.
- [26] J. Cen, P. Yun, J. Cai, M. Y. Wang, and M. Liu. Open-set 3d object detection. In *2021 International Conference on 3D Vision (3DV)*, pages 869–878. IEEE, 2021.
- [27] H. Tian, Y. Chen, J. Dai, Z. Zhang, and X. Zhu. Unsupervised object detection with lidar clues. In *Proceedings of the IEEE/CVF Conference on Computer Vision and Pattern Recognition*, pages 5962–5972, 2021.
- [28] A. Collet, S. S. Srinivasay, and M. Hebert. Structure discovery in multi-modal data: a region-based approach. In *2011 IEEE International Conference on Robotics and Automation*, pages 5695–5702. IEEE, 2011.
- [29] G. M. García, E. Potapova, T. Werner, M. Zillich, M. Vincze, and S. Frintrop. Saliency-based object discovery on rgb-d data with a late-fusion approach. In *2015 IEEE International Conference on Robotics and Automation (ICRA)*, pages 1866–1873. IEEE, 2015.
- [30] J. Shin, R. Triebel, and R. Siegwart. Unsupervised discovery of repetitive objects. In *2010 IEEE International Conference on Robotics and Automation*, pages 5041–5046. IEEE, 2010.

- [31] L. Ma and G. Sibley. Unsupervised dense object discovery, detection, tracking and reconstruction. In *Computer Vision–ECCV 2014: 13th European Conference, Zurich, Switzerland, September 6-12, 2014, Proceedings, Part II 13*, pages 80–95. Springer, 2014.
- [32] L. Ma, M. Ghafarianzadeh, D. Coleman, N. Correll, and G. Sibley. Simultaneous localization, mapping, and manipulation for unsupervised object discovery. In *2015 IEEE International Conference on Robotics and Automation (ICRA)*, pages 1344–1351. IEEE, 2015.
- [33] D. Kochanov, A. Ošep, J. Stückler, and B. Leibe. Scene flow propagation for semantic mapping and object discovery in dynamic street scenes. In *2016 IEEE/RSJ International Conference on Intelligent Robots and Systems (IROS)*, pages 1785–1792. IEEE, 2016.
- [34] S. Choudhary, A. J. Trevor, H. I. Christensen, and F. Dellaert. Slam with object discovery, modeling and mapping. In *2014 IEEE/RSJ International Conference on Intelligent Robots and Systems*, pages 1018–1025. IEEE, 2014.
- [35] Y. You, K. Luo, C. P. Phoo, W.-L. Chao, W. Sun, B. Hariharan, M. Campbell, and K. Q. Weinberger. Learning to detect mobile objects from lidar scans without labels. In *Proceedings of the IEEE/CVF Conference on Computer Vision and Pattern Recognition*, pages 1130–1140, 2022.
- [36] E. Herbst, X. Ren, and D. Fox. Rgb-d object discovery via multi-scene analysis. In *2011 IEEE/RSJ International Conference on Intelligent Robots and Systems*, pages 4850–4856. IEEE, 2011.
- [37] E. Herbst, P. Henry, X. Ren, and D. Fox. Toward object discovery and modeling via 3-d scene comparison. In *2011 IEEE international conference on robotics and automation*, pages 2623–2629. IEEE, 2011.
- [38] M. Najibi, J. Ji, Y. Zhou, C. R. Qi, X. Yan, S. Ettinger, and D. Anguelov. Motion inspired unsupervised perception and prediction in autonomous driving. In *European Conference on Computer Vision*, pages 424–443. Springer, 2022.
- [39] J. Seidenschwarz, A. Ošep, F. Ferroni, S. Lucey, and L. Leal-Taixé. Semoli: What moves together belongs together. *arXiv preprint arXiv:2402.19463*, 2024.
- [40] S. Baur, F. Moosmann, and A. Geiger. Liso: Lidar-only self-supervised 3d object detection. *arXiv preprint arXiv:2403.07071*, 2024.
- [41] A. Sanghi. Info3d: Representation learning on 3d objects using mutual information maximization and contrastive learning. In *Computer Vision–ECCV 2020: 16th European Conference, Glasgow, UK, August 23–28, 2020, Proceedings, Part XXIX 16*, pages 626–642. Springer, 2020.
- [42] J. Sauder and B. Sievers. Self-supervised deep learning on point clouds by reconstructing space. *Advances in Neural Information Processing Systems*, 32, 2019.
- [43] O. Poursaeed, T. Jiang, H. Qiao, N. Xu, and V. G. Kim. Self-supervised learning of point clouds via orientation estimation. In *2020 International Conference on 3D Vision (3DV)*, pages 1018–1028. IEEE, 2020.
- [44] J. Hou, B. Graham, M. Nießner, and S. Xie. Exploring data-efficient 3d scene understanding with contrastive scene contexts. In *Proceedings of the IEEE/CVF Conference on Computer Vision and Pattern Recognition*, pages 15587–15597, 2021.
- [45] Z. Zhang, Y. Dong, Y. Liu, and L. Yi. Complete-to-partial 4d distillation for self-supervised point cloud sequence representation learning. In *Proceedings of the IEEE/CVF Conference on Computer Vision and Pattern Recognition*, pages 17661–17670, 2023.

- [46] R. Chen, Y. Liu, L. Kong, X. Zhu, Y. Ma, Y. Li, Y. Hou, Y. Qiao, and W. Wang. Clip2scene: Towards label-efficient 3d scene understanding by clip. In *Proceedings of the IEEE/CVF Conference on Computer Vision and Pattern Recognition*, pages 7020–7030, 2023.
- [47] J. Hou, S. Xie, B. Graham, A. Dai, and M. Nießner. Pri3d: Can 3d priors help 2d representation learning? In *Proceedings of the IEEE/CVF International Conference on Computer Vision*, pages 5693–5702, 2021.
- [48] S. Lal, M. Prabhudesai, I. Mediratta, A. W. Harley, and K. Fragkiadaki. Coconets: Continuous contrastive 3d scene representations. In *Proceedings of the IEEE/CVF Conference on Computer Vision and Pattern Recognition*, pages 12487–12496, 2021.
- [49] L. Li and M. Heizmann. A closer look at invariances in self-supervised pre-training for 3d vision. In *European Conference on Computer Vision*, pages 656–673. Springer, 2022.
- [50] X. Tian, H. Ran, Y. Wang, and H. Zhao. Geomae: Masked geometric target prediction for self-supervised point cloud pre-training. In *Proceedings of the IEEE/CVF Conference on Computer Vision and Pattern Recognition*, pages 13570–13580, 2023.
- [51] A. v. d. Oord, Y. Li, and O. Vinyals. Representation learning with contrastive predictive coding. *arXiv preprint arXiv:1807.03748*, 2018.
- [52] C. R. Qi, L. Yi, H. Su, and L. J. Guibas. Pointnet++: Deep hierarchical feature learning on point sets in a metric space. *Advances in neural information processing systems*, 30, 2017.
- [53] S. Huang, Y. Xie, S.-C. Zhu, and Y. Zhu. Spatio-temporal self-supervised representation learning for 3d point clouds. In *Proceedings of the IEEE/CVF International Conference on Computer Vision*, pages 6535–6545, 2021.
- [54] C. Sautier, G. Puy, S. Gidaris, A. Boulch, A. Bursuc, and R. Marlet. Image-to-lidar self-supervised distillation for autonomous driving data. In *Proceedings of the IEEE/CVF Conference on Computer Vision and Pattern Recognition*, pages 9891–9901, 2022.
- [55] A. Mahmoud, J. S. Hu, T. Kuai, A. Harakeh, L. Paull, and S. L. Waslander. Self-supervised image-to-point distillation via semantically tolerant contrastive loss. In *Proceedings of the IEEE/CVF Conference on Computer Vision and Pattern Recognition*, pages 7102–7110, 2023.
- [56] Y. Liu, L. Kong, J. Cen, R. Chen, W. Zhang, L. Pan, K. Chen, and Z. Liu. Segment any point cloud sequences by distilling vision foundation models. *arXiv preprint arXiv:2306.09347*, 2023.
- [57] A. Kirillov, E. Mintun, N. Ravi, H. Mao, C. Rolland, L. Gustafson, T. Xiao, S. Whitehead, A. C. Berg, W.-Y. Lo, et al. Segment anything. *arXiv preprint arXiv:2304.02643*, 2023.
- [58] J. Cen, Z. Zhou, J. Fang, W. Shen, L. Xie, D. Jiang, X. Zhang, Q. Tian, et al. Segment anything in 3d with nerfs. *Advances in Neural Information Processing Systems*, 36, 2024.
- [59] Q. Shen, X. Yang, and X. Wang. Anything-3d: Towards single-view anything reconstruction in the wild. *arXiv preprint arXiv:2304.10261*, 2023.
- [60] Y. Chen, J. Liu, X. Zhang, X. Qi, and J. Jia. Voxelnext: Fully sparse voxelnet for 3d object detection and tracking. In *Proceedings of the IEEE/CVF Conference on Computer Vision and Pattern Recognition*, pages 21674–21683, 2023.
- [61] D. Zhang, D. Liang, H. Yang, Z. Zou, X. Ye, Z. Liu, and X. Bai. Sam3d: Zero-shot 3d object detection via segment anything model. *arXiv preprint arXiv:2306.02245*, 2023.
- [62] T. Yin, X. Zhou, and P. Krahenbuhl. Center-based 3d object detection and tracking. In *Proceedings of the IEEE/CVF conference on computer vision and pattern recognition*, pages 11784–11793, 2021.

- [63] Z. Liu, H. Tang, A. Amini, X. Yang, H. Mao, D. Rus, and S. Han. Bevfusion: Multi-task multi-sensor fusion with unified bird’s-eye view representation. In *IEEE International Conference on Robotics and Automation (ICRA)*, 2023.
- [64] T.-Y. Lin, P. Goyal, R. Girshick, K. He, and P. Dollár. Focal loss for dense object detection. In *Proceedings of the IEEE international conference on computer vision*, pages 2980–2988, 2017.
- [65] T.-Y. Lin, M. Maire, S. Belongie, J. Hays, P. Perona, D. Ramanan, P. Dollár, and C. L. Zitnick. Microsoft coco: Common objects in context. In *Computer Vision–ECCV 2014: 13th European Conference, Zurich, Switzerland, September 6–12, 2014, Proceedings, Part V 13*, pages 740–755. Springer, 2014.
- [66] Z. Chen, Z. Li, S. Zhang, L. Fang, Q. Jiang, and F. Zhao. Bevdistill: Cross-modal bev distillation for multi-view 3d object detection. *arXiv preprint arXiv:2211.09386*, 2022.
- [67] T. Yin, X. Zhou, and P. Krähenbühl. Multimodal virtual point 3d detection. *Advances in Neural Information Processing Systems*, 34:16494–16507, 2021.
- [68] T. Wang, X. Zhu, J. Pang, and D. Lin. Fcos3d: Fully convolutional one-stage monocular 3d object detection. In *Proceedings of the IEEE/CVF International Conference on Computer Vision*, pages 913–922, 2021.
- [69] N. Peri, A. Dave, D. Ramanan, and S. Kong. Towards long-tailed 3d detection. In *Conference on Robot Learning*, pages 1904–1915. PMLR, 2023.
- [70] Y. Ma, N. Peri, S. Wei, W. Hua, D. Ramanan, Y. Li, and S. Kong. Long-tailed 3d detection via 2d late fusion. *arXiv preprint arXiv:2312.10986*, 2023.
- [71] D. Deng and A. Zakhor. Rsf: Optimizing rigid scene flow from 3d point clouds without labels. In *Proceedings of the IEEE/CVF Winter Conference on Applications of Computer Vision (WACV)*, pages 1277–1286, January 2023.
- [72] L. Zhang, A. J. Yang, Y. Xiong, S. Casas, B. Yang, M. Ren, and R. Urtasun. Towards unsupervised object detection from lidar point clouds. In *Proceedings of the IEEE/CVF Conference on Computer Vision and Pattern Recognition*, pages 9317–9328, 2023.
- [73] Y. Yan, Y. Mao, and B. Li. Second: Sparsely embedded convolutional detection. *Sensors*, 18(10), 2018. ISSN 1424-8220. doi:10.3390/s18103337. URL <https://www.mdpi.com/1424-8220/18/10/3337>.
- [74] K. Sohn, D. Berthelot, N. Carlini, Z. Zhang, H. Zhang, C. A. Raffel, E. D. Cubuk, A. Kurakin, and C.-L. Li. Fixmatch: Simplifying semi-supervised learning with consistency and confidence. *Advances in neural information processing systems*, 33:596–608, 2020.
- [75] J. Yin, J. Fang, D. Zhou, L. Zhang, C.-Z. Xu, J. Shen, and W. Wang. Semi-supervised 3d object detection with proficient teachers. In *European Conference on Computer Vision*, pages 727–743. Springer, 2022.

A CM3D Pseudo-Label Refinement

Many components in our CM3D pipeline rely on data-driven priors and can only provide rough 3D estimates. We describe several strategies for improving our 3D psuedo-labels below.

Prompt Engineering. Although VLMs show impressive zero-shot performance, they struggle when the prompted class is different from concepts encountered in their training data [19]. Following prior work [11], we prompt Detic with the standard nuScenes class names and their synonyms (e.g. {human, adult, person, pedestrian} for class pedestrian, and {car, sedan, SUV} for class car). Specifically, we use the [nuScenes annotator guide](#) to understand how nuScenes defines each class and generate synonyms accordingly. As shown in Fig. 2, Detic predicts class names and 2D bounding boxes for each image, along with confidence scores for each detection. We then perform non-maximum suppression (NMS) to remove redundant predictions across synonyms. Interestingly, Detic is unable to accurately detect classes like barrier even with carefully designed prompts, suggesting that prompting with synonyms is insufficient for certain ambiguously defined classes [19].

Mask Erosion. Although instance segmentations from SAM [57] are often accurate, we find that background LiDAR points near object boundaries can significantly impact medoid estimation [67]. We employ mask erosion to remove noisy LiDAR points near mask boundaries. These points are often unreliable because of depth discontinuities and minor errors in sensor calibration.

LiDAR Accumulation. LiDAR sweeps are notoriously sparse at range, making it difficult to distinguish foreground-vs-background. Therefore, the community has adopted the practice of accumulating multiple ego-motion compensated LiDAR sweeps when training 3D detectors [1]. We adopt the same practice in our pseudo-label generation pipeline for two reasons. First, accumulating multiple sweeps makes our medoid estimate more robust to outliers. Second, it biases the medoid towards the surface of the object, making medoid compensation (discussed next) more reliable.

Medoid Compensation. We find that predicted medoids are radially biased toward the ego vehicle because LiDAR points are denser on visible surfaces of objects as perceived from the ego vehicle. To compensate for this bias, we “push” all predictions radially away from the ego vehicle by a distance proportional to the object’s size as follows:

Let \vec{C} be the medoid of the object in the global coordinate frame, \vec{E} be the center of the ego vehicle with respect to the global coordinate frame, and θ be the heading of the object in the global coordinate frame. We define a vector $\vec{CE} = \vec{E} - \vec{C}$, and α as the global slope angle of this vector, i.e., $\alpha = \arctan\left(\frac{\vec{CE}_y}{\vec{CE}_x}\right)$. As shown in Figure 5, we “push” the medoid back by distance $d = \min\left(\left|\frac{w}{2\sin(\alpha-\theta)}\right|, \left|\frac{l}{2\cos(\alpha-\theta)}\right|\right)$. Therefore, our new medoid is $\vec{C}'_x = \vec{C}_x - d \cdot \cos(\alpha)$ and $\vec{C}'_y = \vec{C}_y - d \cdot \sin(\alpha)$. We find that this simple geometric trick works surprisingly well in practice.

Non-Maximum Suppression. nuScenes uses six RGB cameras to capture a 360° view of the environment, where neighboring cameras capture overlapping regions. Naively generating pseudo-labels across cameras can produce repeated detections for the same instance. Therefore, we perform non-maximum suppression (NMS) in the overlapping regions [68] after medoid compensation to remove duplicate detections.

Late Fusion. Recall, we define the *center* of each predicted cuboid to be the medoid of the LiDAR points within an instance mask, the *dimensions* (length, width, height) as reported by ChatGPT when prompted with the class name, and the *orientation* to be aligned with lane geometry provided by an HD map. Therefore, the quality of our pseudo-label generation pipeline is entirely dependent on the accuracy of our shape and orientation priors. In contrast, SAM3D [61] does not use priors for shape and orientation estimation, but rather directly estimates a rotated cuboid from a BEV perspective point cloud. Although SAM3D does not predict semantics, we find that its rotation and shape estimates are often more accurate than our priors. Therefore, we propose a simple late-fusion strategy to combine the best attributes of both zero-shot predictions.

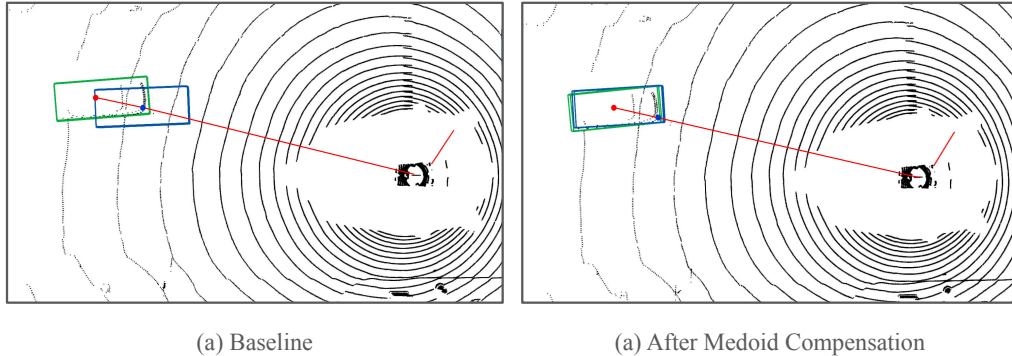


Figure 5: **Medoid Compensation.** We find that all predicted medoids (shown in blue) tend to be radially biased toward the ego vehicle. This is because the LiDAR pointcloud only captures the visible surface of the car and not its full shape. To compensate for this bias, we “push” all predictions radially away, i.e., along the line connecting the center of the ego vehicle and the object medoid by a distance proportional to the object’s size. The corrected medoid is shown in yellow. Empirically, we show that this geometric trick improves mAP by 1.6% and NDS by 2.1%, respectively.

For a given timestep, we greedily match our zero-shot predictions with SAM3D’s predictions using 2D BEV IoU. Spatially matching CM3D and SAM3D predictions yields three categories of detections: matched detections, unmatched CM3D detections (without corresponding SAM3D detections), and unmatched SAM3D detections (without corresponding CM3D detections). We discard unmatched SAM3D detections since these are likely false positives because distinguishing foreground-vs-background with LiDAR-only cues is difficult [69].

Fusion of matched predictions from two independent detectors requires their scores to be comparable. Therefore, we use a class-agnostic implementation of score calibration as defined in [70]. Specifically, we scale the logits for SAM3D using a scaling factor τ (obtained by grid search on a val-set), i.e., confidence value $c = \sigma(\text{logit}/\tau)$. We construct a new set of fused detections by selecting the size and orientation from the more confident detection (SAM3D vs. CM3D) after calibration and use the semantic class predicted by CM3D (since CM3D can more accurately predict semantics with RGB images). Finally, we add all unmatched CM3D predictions to the set of fused predictions, unchanged.

Implementation Details. When generating pseudo-labels with CM3D, we use all Detic predictions with a confidence greater than 10% and use an IoU threshold of 0.75 for 2D NMS. We use a 3×3 kernel for mask erosion and accumulate the past 3 LiDAR frames for densification. Note that this is different from the usual 10-frame accumulation in nuScenes since 10-frame LiDAR pointcloud accumulation creates long “tails” for moving objects, and leads to inaccurate medoid predictions. For 3D NMS, we use class-specific distance-based thresholds defined in [62].

When training all detectors with pseudo-labels, we employ standard augmentation techniques (except for copy-paste augmentation, see Appendix C). Following established practices, we aggregate the past 10 sweeps for LiDAR densification using the provided ego-vehicle poses. We train CenterPoint and BEVFusion using the same hyperparameters prescribed by their respective papers. For CenterPoint, we first train the detector for 20 epochs with CM3D pseudo-labels and fine-tune the detector for 20 epochs using the limited set of annotations. For BEVFusion, we first pre-train the LiDAR-only branch using CM3D pseudo-labels for 20 epochs and fine-tune the LiDAR-only branch for 20 epochs using the limited set of annotations. We train the fusion model (RGB + LiDAR) for 6 epochs using the limited amount of labeled training data. Lastly, we fine-tune all models using self-training. Specifically, we use the fine-tuned model to generate new pseudo-labels on the unlabeled portion of the train-set and retrain the detector on the entire train-set (including the limited set of

Table 2: **Ablation on Pseudo-Label Generation.** We analyze the impact of each component over the baseline (cf. Fig 2). Importantly, we find that prompt engineering, medoid compensation, and non-maximum suppression have the greatest impact.

Method	mAP \uparrow	NDS \uparrow
Baseline	18.6	17.8
+ Prompt Engineering	19.7 (+1.1)	18.4 (+0.6)
+ LiDAR Accumulation	20.0 (+0.3)	18.6 (+0.2)
+ Mask Erosion	20.2 (+0.2)	19.1 (+0.5)
+ Medoid Compensation	21.8 (+1.6)	21.3 (+2.1)
+ Non-Maximal Suppression	22.8 (+1.0)	21.9 (+0.6)
+ Late Fusion	23.0 (+0.2)	22.1 (+0.2)

Table 3: **Self-Training vs. Longer Training Schedule.** We evaluate the impact of training BEV-Fusion + CM3D with a longer-training schedule (2x Schedule, 3x Schedule, and 4x Schedule) and with multiple rounds of self-training (R1, R2, and R3). We note that one round of self training (R1) improves over BEVFusion + CM3D w/ 4x Schedule, suggesting that self-training provides greater benefit than simply training for longer. Further, additional rounds of self-training (R2 and R3) provides modest, but diminishing improvements.

Training Data	Method	mAP \uparrow	NDS \uparrow
5%	SimIPU [8]	39.1	45.8
	PRC [9] + BEVDistill [66]	41.0	47.5
	CALICO [9]	41.7	47.9
	BEVFusion [63] + CM3D w/ 1x Schedule	48.6	47.8
	BEVFusion [63] + CM3D w/ 2x Schedule	49.3	49.5
	BEVFusion [63] + CM3D w/ 3x Schedule	49.9	50.4
	BEVFusion [63] + CM3D w/ 4x Schedule	50.3	51.1
	BEVFusion [63] + CM3D w/ 1x Schedule + R1 Self-Training	50.8	52.2
	BEVFusion [63] + CM3D w/ 1x Schedule + R2 Self-Training	51.1	52.5
	BEVFusion [63] + CM3D w/ 1x Schedule + R3 Self-Training	51.3	52.6

ground truth labels and pseudo-labels) from scratch. We ablate self-training further in Appendix B. We conduct all experiments on 8 RTX 3090 GPUs.

Ablation Study. We ablate our pseudo-label generation algorithm to determine how each component improves the baseline. As discussed above, we find that medoid compensation has the greatest impact on pseudo-label quality, improving mAP by 1.6% and NDS by 2.1%. Tuning the Detic text prompts by including synonyms also improves results significantly. Finally, the 3D distance-based NMS helps remove duplicates present in the overlapping regions of the ring cameras and increases the mAP by 1%.

B Ablation on Self-Training

To further understand the impact of self-training, we investigate two questions: (1) Does self-training provide any improvement over long-training schedules and (2) how does self-training improve NDS?

Self-Training Algorithm. Given K% annotated training data and (1-K%) unlabeled training data with CM3D pseudo-labels, we first pre-train a randomly initialized detector on (1-K%) pseudo-labels, fine-tune on K% annotated data, and use the resulting fine-tuned model to re-label the (1-K%) unlabeled training data. We iterative refine the (1-K%) pseudo-labels through multiple rounds of self-training. Importantly, we randomly initialize the detector after each round of self-training and pseudo-label generation to simplify training. We find that even one round of self-training significantly improves NDS when fine-tuning detectors with limited annotations. Additional rounds of self-training provide limited improvements.

Table 4: **Analysis NDS Sub-Metric Errors.** We find that all sub-component metrics of NDS are improved with three rounds of self-training. Notably, improved mAP, and reduced orientation, attribute, and velocity estimation errors contribute the most to the NDS results. Surprisingly, self-training does not significantly improve size estimation, suggesting that our ChatGPT shape priors are relatively robust.

Metric (%)	BEVFusion [63] + CM3D w/o Self-Training	w/ R3 Self-Training
mAP \uparrow	48.6	51.3
mATE \downarrow	33.8	32.2
mASE \downarrow	26.8	26.2
mAOE \downarrow	60.7	41.1
mAVE \downarrow	136.8	100.3
mAAE \downarrow	43.0	30.2
NDS \uparrow	47.8	52.6

Self-Training vs. Longer Training Schedules. We compare the performance of BEVFusion w/ CM3D trained with a 1x schedule (20 epochs LiDAR-only branch pre-training with CM3D pseudo-labels, 20 epochs LiDAR-only branch fine-tuning with K% annotated data, and 6 epochs multi-modal fine-tuning with K% annotated data), 2x schedule, 3x schedule, and 4x schedule in Table 3. Although performance improves when training detectors for longer, self-training (even for one round) significantly improves more than longer training schedules.

Self-Training Improves All Components of NDS. Next, we compare the NDS sub-metrics for BEVFusion + CM3D with and without self-training in Table 4. Notably, we find that self-training improves *all* sub-metrics. We posit that self training improves classification accuracy and contributes to better mAP and lower attribute error. Similarly, we posit that self-training reduces pseudo-label bias for orientation and velocity estimation.

C Ablation on Copy-Paste Augmentation

State-of-the-art 3D detectors are often trained with copy-paste augmentation to improve detection accuracy for rare classes like `bicycle` or `construction vehicle`. Specifically, rare instances are pasted onto a LiDAR sweep to artificially increase the number of objects. Since our cross-modal 3D detection distillation pipeline creates an explicit 3D bounding box, we can easily apply copy-paste augmentation during pre-training as well. However, given that our pseudo-labels are noisy, is copy-paste augmentation worth it? We train CenterPoint with and without copy-paste augmentation during pre-training and fine-tuning (on 5% of the training data) to ablate its impact. We find that turning augmentation off during pre-training and turning augmentation on during fine-tuning yields the best mAP. Notably, using copy-paste augmentation for both pre-training and fine-tuning performs the worst. Intuitively, copy-pasting noisy pseudo-labels will decrease the signal-to-noise ratio, leading to worse initialization. In contrast, copy-paste augmentation during fine-tuning improves performance in limited-data regimes because we are effectively increasing the size of the dataset.

Table 5: **Ablation on Copy-Paste Augmentation.** We evaluate different permutations of training CenterPoint with and without copy-paste augmentation during pre-training and fine-tuning. Importantly, we find that turning off copy-paste augmentation during pre-training and turning it on during fine-tuning achieves the best performance.

Pre-train w/ Copy-Paste Augmentation	Fine-tune w/ Copy-Paste Augmentation	Modality	mAP \uparrow	NDS \uparrow
\times	\times	L	45.3	45.6
\times	\checkmark	L	46.7	46.1
\checkmark	\times	L	46.1	46.4
\checkmark	\checkmark	L	44.7	44.5

Table 6: **nuScenes Class Agnostic Evaluation.** We evaluate class-agnostic performance of CM3D pseudo-labels for fair comparison with prior work. We find that our method significantly outperforms LISO-TF by 14.5% AP.

Method	Modality	AP \uparrow	NDS \uparrow	mATE \downarrow	mAOE \downarrow	mASE \downarrow
DBSCAN [25]	L	0.8	10.9	0.980	3.120	0.962
RSF [71]	L	1.9	18.3	0.774	1.003	0.507
Oyster-CP [72]	L	9.1	21.5	0.784	1.514	0.521
Oyster-TF [72]	L	9.3	23.3	0.708	1.564	0.448
LISO-CP [40]	L	10.9	22.4	0.750	1.062	0.409
LISO-TF [40]	L	13.4	27.0	0.628	0.938	0.408
CM3D (Ours)	L + C	27.9	27.6	0.592	0.872	0.428

D nuScenes Class Agnostic Evaluation

In the main paper, we present nuScenes detection results for CM3D pseudo-labels averaged over 10 classes. However, prior pseudo-label generation methods only evaluate class-agnostic performance [40]. For fair comparison with prior work, we evaluate CM3D pseudo-labels without differentiating between classes in Table 6. We find that our approach outperforms prior work by 14.5% AP and 0.6% NDS, highlighting the benefit of using foundational priors and multi-modal inputs. In addition, prior works use motion cues from scene flow to generate object proposals for moving objects [39]. In contrast, our approach localizes both static and moving objects and classifies them using VLMs.

E Replacing Detic with GroundingDINO

We ablate the impact of different VLMs on pseudo-label quality and downstream detection accuracy. Recall, our pseudo-label generation pipeline first prompts a VLM detector with class names (e.g. car, bus, truck) to generate 2D box proposals. We switch out Detic [15] for GroundingDINO [18] in Table 7. First, we find that CM3D w/ Detic generates better pseudo-labels than CM3D w/ GroundingDINO (23.0 mAP vs. 18.0 mAP). Surprisingly, we find that models pre-trained with Detic-based pseudo-labels achieve higher mAP, while models pre-trained with GroundingDINO-based pseudo-labels achieve higher NDS.

Table 7: **Comparison Between VLMs for Pseudo-Label Generation.** CM3D w/ Detic generates better pseudo-labels than CM3D with GroundingDINO (23.0 mAP vs. 18.0 mAP). Surprisingly, we find that models pre-trained with Detic-based pseudo-labels achieve higher mAP, while models pre-trained with GroundingDINO-based pseudo-labels achieve higher NDS.

Training Data	Method	Modality	mAP \uparrow	NDS \uparrow
0%	SAM3D [61]	L	1.7	2.4
	CM3D w/ Detic (Ours)	L + C	23.0	22.1
	CM3D w/ GroundingDINO (Ours)	L + C	18.0	19.7
	CenterPoint [62] + CM3D w/ Detic (Ours)	L	16.7	21.4
	CenterPoint [62] + CM3D w/ GroundingDINO (Ours)	L	16.0	21.2
5%	CenterPoint [62] + Rand. Init.	L	33.1	37.4
	CenterPoint [62] + CM3D w/ Detic (Ours)	L	46.1	46.4
	CenterPoint [62] + CM3D w/ GroundingDINO (Ours)	L	42.9	52.3
10%	CenterPoint [62] + Rand. Init.	L	41.1	48.0
	CenterPoint [62] + CM3D w/ Detic (Ours)	L	50.8	49.2
	CenterPoint [62] + CM3D w/ GroundingDINO (Ours)	L	49.8	56.7

Table 8: **Chat-GPT Shape Prior.** We compare the average 3D shapes of objects in nuScenes (denoted by {Width, Length, Height}) with predicted 3D shapes from ChatGPT. Impressively, ChatGPT provides reasonable 3D object extents.

Class Name	Real Shape Prior	ChatGPT Shape Prior
Car	{1.91, 4.62, 1.68}	{1.80, 4.50, 1.50}
Truck	{2.38, 6.89, 2.60}	{2.60, 8.00, 3.60}
Bus	{2.59, 11.47, 3.81}	{2.50, 12.00, 4.00}
Trailer	{2.29, 10.20, 3.70}	{2.60, 12.00, 3.60}
Construction Vehicle	{2.47, 5.5, 2.38}	{2.00, 4.50, 2.50}
Pedestrian	{0.60, 0.73, 1.76}	{0.40, 0.70, 1.70}
Motorcycle	{0.76, 1.95, 1.57}	{0.80, 2.10, 1.70}
Bicycle	{0.63, 1.82, 1.39}	{0.60, 1.80, 1.40}
Traffic Cone	{0.42, 0.43, 0.70}	{0.30, 0.30, 0.70}
Barrier	{0.60, 2.32, 1.06}	{0.50, 1.20, 0.90}

F Comparing ChatGPT Priors vs. Real Shape Priors

We determine the shape (e.g. width, length, and height) of a class by prompting a large language model (ChatGPT) with the following:

“What are the average sizes in meters (values can be floats) of the following object classes? Give the answer in the form of a JSON file using the following format: [width (side to side), length (front to back), height]
 Object classes: car, truck, bus, trailer, construction_vehicle, pedestrian, motorcycle, bicycle, traffic_cone, traffic_barrier.
 Do not answer with anything other than the JSON output.”

Despite not having access to our specific 3D training data, LLMs have seen many descriptions of object shapes in their training data and can offer plausible 3D sizes for common objects. We compare shape priors from ChatGPT with anchor boxes derived from the training data in Table 8.

G More Qualitative Results

We present additional qualitative results comparing the predictions from BEVFusion trained from scratch on 5% data (top), BEVFusion + CM3D (middle), and BEVFusion + CM3D w/ Self-Training (bottom). Please see Figure 6 for detailed analysis.

Table 9: **Zero-Shot Waymo 3D Detection.** CM3D marginally improves over SAM3D’s LiDAR-only predictions even though it has access to both RGB and LiDAR. However, pre-training a LiDAR-only detector (CenterPoint) on CM3D pseudo-labels extracted from the train-set significantly improves accuracy, illustrating the benefit of cross-modal learning. Importantly, we note that lower performance for pedestrian and cyclist can be attributed to the stricter matching criteria used by WOD. Specifically, a detection is considered a true positive only if it overlaps with the ground truth with 3D IOU greater than 0.7 for vehicle and 0.5 for other classes.

Method	Test Modality	Vehicle		Pedestrian		Cyclist	
		AP ↑	APH ↑	AP ↑	APH ↑	AP ↑	APH ↑
SAM3D	L	19.1	13.0	0.0	0.0	0.0	0.0
CM3D (Ours)	L + C	19.4	13.4	0.2	0.1	0.7	0.5
CenterPoint + CM3D (Ours)	L	23.7	17.5	0.1	0.1	2.6	1.3

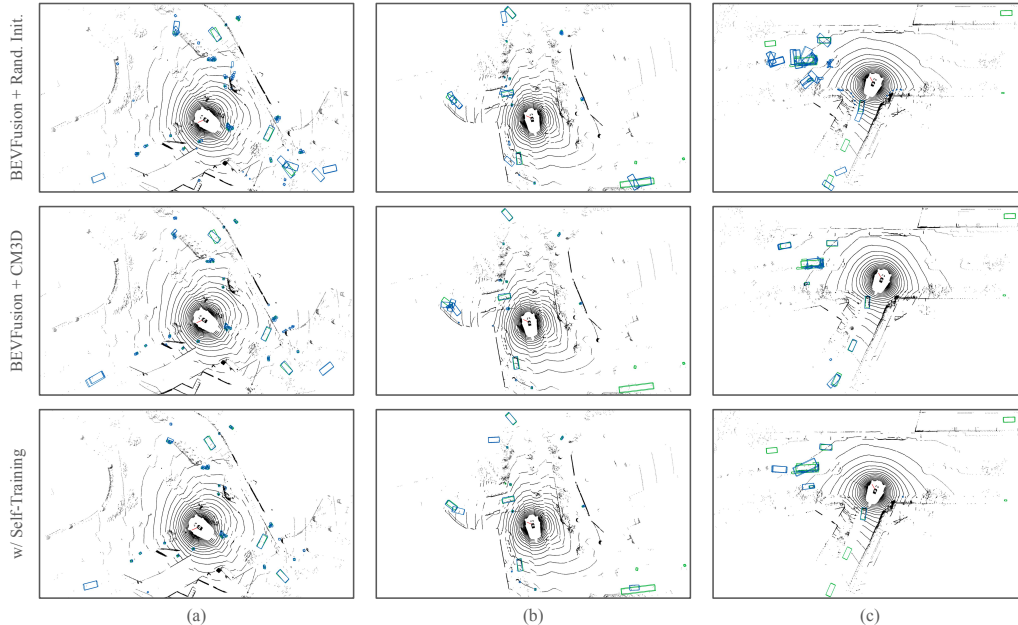


Figure 6: **More Qualitative Results.** We present additional qualitative results comparing the predictions from BEVFusion trained from scratch on 5% data (top), BEVFusion + CM3D (middle), and BEVFusion + CM3D w/ Self-Training (bottom). Ground truth bounding boxes are shown in green, and predictions are shown in blue. Across all three examples, we find that the model trained from scratch produces many high confidence false positives. Pre-training BEVFusion with CM3D pseudo-labels improves performance by reducing the number of false positives. However, many of the predictions have incorrect orientation estimates. Lastly, we find that self-training improves orientation estimation.

Table 10: **Waymo 3D Detection Results.** We report Level-2 mAP and mAPH averaged over 3 classes (Vehicle, Pedestrian, and Cyclist). CM3D consistently improves over random initialization. However, we find that our method performs slightly worse than prior LiDAR-only methods like PRC.

Training Data	Method	Modality		mAP \uparrow	mAPH \uparrow
		Train	Test		
0%	SAM3D	L	L	6.4	4.3
	CM3D (Ours)	L + C	L + C	6.8	4.7
	CenterPoint [62] + CM3D (Ours)	L + C	L	8.8	6.2
20%	SECOND [73] + Rand. Init.	L	L	53.1	49.1
	FixMatch [74] (SECOND Backbone)	L	L	55.8	51.5
	ProficientTeachers [75] (SECOND Backbone)	L	L	58.6	54.2
	CenterPoint [62] + Rand. Init.	L	L	63.2	61.0
	PointContrast [6]	L	L	65.2	62.6
	ProposalContrast [7]	L	L	66.3	63.7
	PRC [9]	L	L	68.6	65.5
	CenterPoint [62] + CM3D (Ours)	L + C	L	67.6	64.4

H Evaluating CM3D on Waymo

We evaluate our method on the Waymo Open Dataset [2] in Table 9. Following prior work, we report mAP [65] and mAPH [2] (a custom metric proposed by Waymo that incorporates heading). For fair comparison with SAM3D [61], we only evaluate predictions between 0 and 30 meters from the ego-vehicle. Notably, SAM3D achieves significantly better performance on Waymo than nuScenes, likely due to Waymo’s greater point density. Importantly, SAM3D only produces class-agnostic boxes and assigns the class `Vehicle` to all predictions. Therefore, it achieves 0 AP for

Table 11: **nuScenes BEV Map Segmentation Results.** Although BEVFusion + CM3D is pre-trained on noisy 3D bounding boxes, it performs better on BEV map segmentation than random initialization! However, our method performs worse than other state-of-the-art methods. This suggests that aligning pre-training and fine-tuning tasks improves semi-supervised performance for the target task (cf. Table 1) at the cost of generalizing to other downstream tasks.

Training Data	Method	mIOU \uparrow
5%	BEVFusion [63] + Rand. Init.	36.3
	SimIPU [8]	38.5
	PRC [9] + BEVDistill [66]	40.9
	CALICO [9]	42.0
	BEVFusion [63] + CM3D (Ours)	38.5
10%	BEVFusion [63] + Rand. Init.	43.8
	SimIPU [8]	45.1
	PRC [9] + BEVDistill [66]	46.4
	CALICO [9]	47.3
	BEVFusion [63] + CM3D (Ours)	44.4

Table 12: **Distilling Multi-Modal 3D Psuedo-Labels to RGB-based 3D Detectors.** We train the camera-only branch of BEVFusion with CM3D pseudo-labels. Although distilling CM3D detections into BEVFusion-C performs considerably worse than BEVFusion-L + CM3D and BEVFusion + CM3D, we demonstrate that our shelf-supervised framework allows us to distill multi-modal information from expensive RGB + LiDAR sensors into models trained with cheaper RGB-only sensors.

Training Data	Method	Modality		mAP \uparrow	NDS \uparrow
		Train	Test		
0% (Unsupervised)	CM3D	L + C	L + C	23.0	22.1
	BEVFusion-L [62] + CM3D	L + C	L	16.7	21.4
	BEVFusion-C [63] + CM3D	L + C	C	11.7	16.1
	BEVFusion [63] + CM3D	L + C	L + C	20.6	23.3

both `Pedestrian` and `Cyclist`. In contrast, CM3D explicitly predicts semantic classes using RGB images. However, we find that our approach only achieves marginal improvement over SAM3D. We attribute this to Waymo’s evaluation metric and sensor setup.

Unlike nuScenes, which uses a distance-based threshold to match predictions with ground truth boxes when computing mAP, Waymo uses a stricter matching criteria based on 3D IoU with high thresholds of 0.7 for `Vehicle` and 0.5 for other classes. Recall that our size estimates are from ChatGPT and our orientation estimates are derived from an HD map. These imprecise estimates significantly harm detection accuracy since high IoU between predictions and ground truth boxes requires precise size and orientation. Furthermore, the Waymo Open Dataset does not include rear-facing cameras, making it impossible for CM3D to predict bounding boxes behind the ego-vehicle. As a result, we find that our method is heavily dependent on late-fusion with SAM3D, which is able to correct the size and orientation of CM3D pseudo-labels, and generate predictions for parts of the scene without RGB information.

We pre-train CenterPoint with our pseudo-labels for 30 epochs and fine-tune the model for 30 epochs. We find that pre-training with CM3D pseudo-labels consistently improves over random initialization. However, we find that our method performs slightly worse than prior LiDAR-only methods like PRC. We posit that the lack of RGB camera coverage for more than 50% of each LiDAR sweep, and our reliance on SAM3D’s class-agnostic pseudo-labels significantly diminishes the benefit of our proposed approach.

I Limitations and Future Work

We propose a simple cross-modal detection distillation framework that leverages paired multi-modal data and vision-language models to generate zero-shot 3D bounding boxes. We demonstrate that pre-training 3D detectors with our zero-shot 3D bounding boxes yields strong semi-supervised detection accuracy. We discuss several limitations of our approach below.

Limitation: Aligning Pre-Training and Fine-Tuning Task Limits Generalizability. Contrastive learning has been widely adopted for self-supervised learning because it encodes task-agnostic representations that can be used for diverse downstream applications. In contrast, our approach uses prior knowledge about the downstream task to design a suitable pretext task. While this works well when the pre-training and fine-tuning tasks are well aligned, it does not provide a significant improvement when this is not the case. We evaluate the generalization of BEVFusion pre-trained on CM3D pseudo-labels for BEV map segmentation. Surprisingly, our pre-training strategy performs better at BEV map segmentation than random initialization! However, our method performs slightly worse than other state-of-the-art self-supervised methods. This suggests that aligning our pre-training and fine-tuning task can provide significant improvements (cf. Table 1 in the main paper) at the cost of generalizability to diverse tasks. Future work should explore different shelf-supervised pretext tasks to improve semi-supervised accuracy for diverse tasks in low data settings.

Limitation: Orientation Estimation Requires HD Maps. Our proposed approach uses lane direction from HD maps to estimate vehicle orientation. This heuristic does not work well when vehicles are turning into an intersection, for non-vehicles, and when HD maps are unavailable. Instead, future work should explore using multi-object trackers to generate heading estimates from consecutive detections [40]. We posit that this can improve NDS, and can potentially eliminate the need for self-training.

Limitation: Data Sampling Strategy. Although our semi-supervised experiments follow the suggested protocol in [7, 50, 9] and sample $K\%$ of the training data uniformly from the entire training set, this may be unrealistic in practice. Sampling training data uniformly artificially inflates the diversity of training samples and is more time consuming to annotate than sampling training data from consecutive frames. Future work should explore the semi-supervised setting with data sampled from consecutive frames.

Future Work: Distilling Multi-Modal 3D Pseudo-Labels to RGB-based 3D Detectors. We repurposed our shelf-supervised framework to learn RGB-only 3D detectors, allowing us to distill multi-modal information from expensive RGB + LiDAR sensors into models trained with cheaper RGB-only sensors. Future work should explore ways of improving cross modal detection distillation of RGB + LiDAR into RGB-only models.

Future Work: Combining Pretext Tasks to Improve Performance. Since our pre-training approach is entirely disjoint contrastive pre-training methods, we hypothesize that our pre-training setup can be used in tandem with such methods to make more accurate predictions and improve results. This may provide a middle-ground between task-agnostic contrastive learning and task-specific pseudo-label pre-training.