

Interpreting DESI 2024 BAO: late-time dynamical dark energy or a local effect?

Ioannis D. Gialamas^{Ⓜ,*}, Gert Hütsi^{Ⓜ,†}, Kristjan Kannike^{Ⓜ,‡}, Antonio Racioppi^{Ⓜ,§}, Martti Raidal^{Ⓜ,¶}, Martin Vasar^{Ⓜ,**} and Hardi Veermäe^{Ⓜ,††}
Keemilise ja Bioloogilise Füüsika Instituut, Rävala pst. 10, 10143 Tallinn, Estonia

We perform fits to DESI, CMB and supernova data to understand the physical origin of the DESI hint for dynamical dark energy. We find that the linear parametrization of the equation of state w may guide to misleading interpretations, such as the hint for a phantom Universe, which are not preferred by the data. Instead, physical quintessence models fit the data well. Model-independently, present observations prefer deviations from the constant dark energy, $w = -1$, only at very low redshifts, $z < \mathcal{O}(0.1)$. We find that this result is driven by low- z supernova data. Therefore, either the fundamental properties of our Universe, characterised by the equation of state w and the Hubble parameter H , underwent dramatic changes very recently or, alternatively, we do not fully understand the systematics of our local Universe in a radius of about $300 h^{-1}\text{Mpc}$.

Introduction – We have come to a turning point where the standard ΛCDM model, previously regarded as robust, may have to be reconsidered. Taking into account recent measurements of baryon acoustic oscillations (BAO) from the Dark Energy Spectroscopic Instrument (DESI) [1, 2], combined with cosmic microwave background (CMB) data [3] and supernova (SN) observations [4], it appears [5] that the ΛCDM model is losing ground, signalling the onset of a dynamical dark energy (DE) era.

The new DESI data [5] have attracted significant interest from the scientific community, prompting the development of various models that align with these observations. These models include quintessence from scalar fields [6–10], interacting DE [11], dark radiation [12], and DE produced by baryon conversion in cosmologically coupled black holes [13] or in an axion phase transition [14]. Modifications of gravity in light of the new DESI data have also been discussed [15, 16]. Additionally, numerous scenarios extending beyond the ΛCDM model have been proposed [17–24]. A thorough analysis of physically motivated DE models (thawing [25], emergent [26], mirage class [27]) was presented in [28]. Moreover, the Hubble tension [29, 30] in light of the new DESI data has been analyzed in [31–38]. The validity of distance duality relation using DESI BAO measurements has been investigated in Ref. [39]. A model-independent analysis has been provided by the DESI team [40], see also Refs. [41–44]. The need for evolving DE could also be reached without the new DESI measurements by combining CMB and SN data with older BAO measurements [45]. Recently, also a mild 2σ tension was reported between the sum of neutrino masses expected from oscillation experiments and those derived from cosmological data (CMB, SN, DESI BAO) [46].

The goal of this work is to learn as model-independently as possible which dynamical DE scenarios are preferred by the existing data and which data sets drive the fits. For that purpose, we study two existing parametrizations for the equation of state w , the

linear parametrization [47, 48], also used in [5], and the quintessence parametrization [49, 50], and propose a new robust step function parametrization of the equation-of-state parameter w , which captures the essential features of the quintessence parametrization while being considerably simpler.

Our first result is that, when performing global fits to DESI, CMB and SN data, it is important to keep in mind which physical scenario is under study. Using the linear ansatz for w , which is motivated by its simplicity but does not represent any physical scenario, gives a misleading impression that the new data prefers phantom DE. The quintessence and step function parametrizations give comparable or better fits to data without any hint of phantom DE. Thus the preference for a $w < -1$ regime is just an artefact of the choice of parametrization.

The most important result of this work is that the present data indicate that deviations from the constant DE took place very recently. This suggests either a very recent thawing of the DE component in our universe or, alternatively, some effect confined to our local Universe within a radius of about half a Gpc. Moreover, the effect pointing the dynamical DE to low redshifts is dominated by local supernovae – the tension with the standard ΛCDM disappears if the low redshift supernovae are not included in the data.

Modelling dynamical dark energy – We will model DE with a time-dependent equation of state parameter $w(a)$, but with a conserved energy-momentum tensor, that is,

$$\partial_t \rho_{\text{DE}} + 3H(1+w)\rho_{\text{DE}} = 0. \quad (1)$$

The energy density of the DE therefore evolves as

$$\rho_{\text{DE}}(a) = \rho_{\text{DE},0} e^{-3 \int_1^a \frac{da'}{a'} [1+w(a')]}, \quad (2)$$

where $\rho_{\text{DE},0}$ stands for the present energy density. We will consider the following ansätze for $w(a)$.

Linear. A particularly simple phenomenological parameterization¹ is given by [47, 48]

$$w(a) = w_0 + (1 - a)w_a, \quad (3)$$

where w_0 and w_a are free parameters that determine the variation of w from w_0 at the present to $w_0 + w_a$ in the past when $a \rightarrow 0$. Due to its simplicity, this parameterization is widely used and was implemented in the recent analysis by DESI collaboration [5]. The dynamics of the DE component is given by

$$\rho_{\text{DE}}(a) = \rho_{\text{DE},0} a^{-3(1+w_0+w_a)} e^{3(a-1)w_a}. \quad (4)$$

The drawback of this parametrization is that it is not motivated by any particular physical model and is meant

to capture the first derivative of $w(a)$ at present. It can violate the null energy condition at high redshifts with $w_0 + w_a < -1$ when the data prefers a sharp feature around $z = 0$. Thus it is unclear whether this behaviour is a numerical artefact introduced by this particular parametrization or suggests exotic new physics.

Quintessence. The evolution of w in a range of quintessence models (for a review see [52]) with scalar potential V can be approximated by [49, 50]

$$w(a) \simeq -1 + (1 + w_0)a^{3(K-1)}\mathcal{F}(a), \quad (5)$$

with

$$\mathcal{F}(a) = \left[\frac{(K - F(a))(F(a) + 1)^K + (K + F(a))(F(a) - 1)^K}{(K - \Omega_\phi^{-1/2})(\Omega_\phi^{-1/2} + 1)^K + (K + \Omega_\phi^{-1/2})(\Omega_\phi^{-1/2} - 1)^K} \right]^2, \quad F(a) = \sqrt{1 + (\Omega_\phi^{-1} - 1)a^{-3}}, \quad (6)$$

where Ω_ϕ is the current density parameter of ϕ and the universe is flat, i.e. $\Omega_\phi + \Omega_m = 1$. This scenario was also analysed in Ref. [6]. The parameter K is determined by the value of the scalar potential V and its second derivative at a given initial field value ϕ_i , according to the equation $K = (1 - 4M_{\text{pl}}^2 V''(\phi_i)/3V(\phi_i))^{1/2}$. As a result, depending on the convexity of V , K can take any non-negative value, including imaginary ones, driving $w(a)$ to an oscillatory behavior [50, 53]. However, as shown below, the combined DESI BAO + CMB + SN data favour values of $K \gtrsim 5$.

Although the parametrization (5) was initially derived from quintessence models [49, 50], it can also effectively describe other cosmological models, like k -essence models, particularly in scenarios where the field velocity is negligible [54], and phantom ones, if $w_0 < -1$ [55]. Moreover, as we will see, the data indicate a preference for $w_0 > -1$, thereby disfavoring phantom models.

Step. As a third ansatz we will consider a step function

$$w(z) = \begin{cases} w_0, & z \leq z_t, \\ w_\infty, & z > z_t, \end{cases} \quad (7)$$

where w_0 and w_∞ denote the current and the past equation of state and the transition takes place at redshift z_t . We will consider $w_\infty = -1$, in this work. In this model,

the evolution of the energy density (2) can be described by a simple analytic relation.

It qualitatively captures the behaviour of thawing quintessence as it models a transition from a time-independent DE energy density into a time-dependent one at $z \leq z_t$.

Confronting DESI data – For observational data we use the first year DESI BAO measurements [5], Planck CMB bounds [3] on angular scale of the sound horizon and supernova luminosity distance measurements from the Dark Energy Survey (DES) Year 5 data release [4]. DESI provides BAO measurements at seven redshifts: $z = 0.30, 0.51, 0.71, 0.93, 1.32, 1.49, 2.33$. For most of the redshifts anisotropic, *i.e.*, along and perpendicular to line-of-sight measurements of BAO, together with their correlation coefficients are provided, while for redshifts 0.30 and 1.49 only isotropized BAO measurements are given. Thus, in total $2 \times 5 + 2 = 12$ BAO measurements, which are assumed to follow Gaussian error distributions, are used in this work. As our analysis does not attempt to achieve absolute calibration of the BAO we work with a combined scaling parameter $r_d h$ (r_d – sound horizon at the baryon ‘drag’ epoch, h – reduced Hubble parameter). Thus, *e.g.* the results obtained for the Hubble parameter should be understood as implicitly including an additional factor r_d/r_d^{fid} . We consider only spatially flat models and for our fiducial Λ CDM model (best-fit Planck 2018 Λ CDM [3]) with $\Omega_m h^2 = 0.1428$ and $\Omega_b h^2 = 0.02233$ sound horizon $r_d^{\text{fid}} = 147.17$ Mpc. Our Markov chain Monte Carlo (MCMC) explorations can be simplified since, *e.g.* marginalizations – equivalent to maximization under the Gaussianity assumption

¹ In light of DESI data [5], a polynomial parametrization has been used in [15], while in [51], the use of trigonometric functions gives rise to an oscillating equation of state.

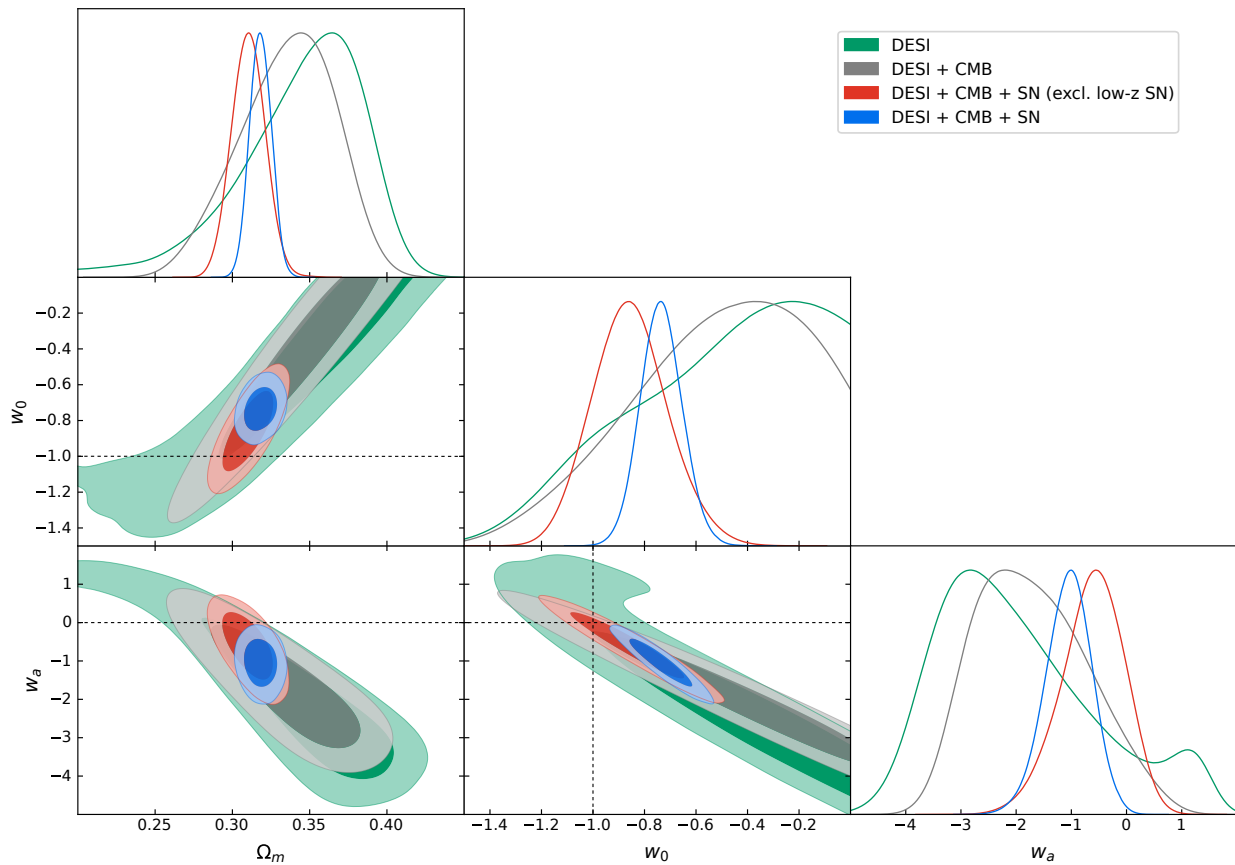


FIG. 1. Parameter constraints (1σ and 2σ contours) for the *linear* DE model assuming DESI data only, DESI+CMB, and DESI+CMB+SN with and without local SN, as shown in the legend. The locus of the Λ CDM model is shown by the crossing of dashed lines in the $w_0 - w_a$ panel.

– over $r_d h$, which acts as a common multiplicative scaling parameter, can be done analytically.

Instead of the full likelihood calculations, CMB constraints, as in [56], are replaced by a single bound on the angular scale of the sound horizon at recombination inferred from the Planck data: $100\theta_{\text{MC}} = 1.04090 \pm 0.00031$ [3].² Although simplified, this captures the main constraint arising from the CMB data.

Supernova measurements are taken from the DES Year 5 data release, which contains 1829 supernovae in total: 1635 genuine DES measurements augmented with 194 local SNIa measurements ($z < 0.1$) from the CfA/CSP foundation sample [57–59]. Distance moduli, their errors and covariance matrices were taken from the DES GitHub page.³ As we are not attempting to achieve absolute magnitude calibration, we are left with an additive normalization constant that needs to be marginalized

over, which for the case of assumed Gaussian likelihoods is equivalent to fixing it to its best-fit value. This step can again be done analytically.

Our main results are summarized by Figs. 1–3 and in Table I. Fig. 1 is devoted to the *linear* DE model, which has been extensively studied in the literature and as such should serve as a test case for our calculations (corner plots for the *quintessence* and *step function* models can be found in the Supplementary Material). The parameter constraint contours (1σ and 2σ) are shown for DESI data alone, DESI+CMB, and DESI+CMB+SN data, the last with and without local supernovae, *i.e.*, including or excluding CfA/CSP sample, respectively.

Using the full SN data it is clear that Λ CDM is disfavored over the linear $w_0 - w_a$ -parametrization: as shown in Table I the respective $\Delta\chi^2$ gets increased by 12.9. However, if we remove low- z SN, then the analysis does not require evolving DE and thus fully restores Λ CDM concordance.

The constraints for the other two DE models (*step* and *quintessence*) are shown in Fig. 2. It turns out that compared to the *linear* model these models allow a much

² In fact, it turns out that very similar results can also be obtained by assuming a single effective bound on $\Omega_m h^2$, instead.

³ <https://github.com/des-science/DES-SN5YR>

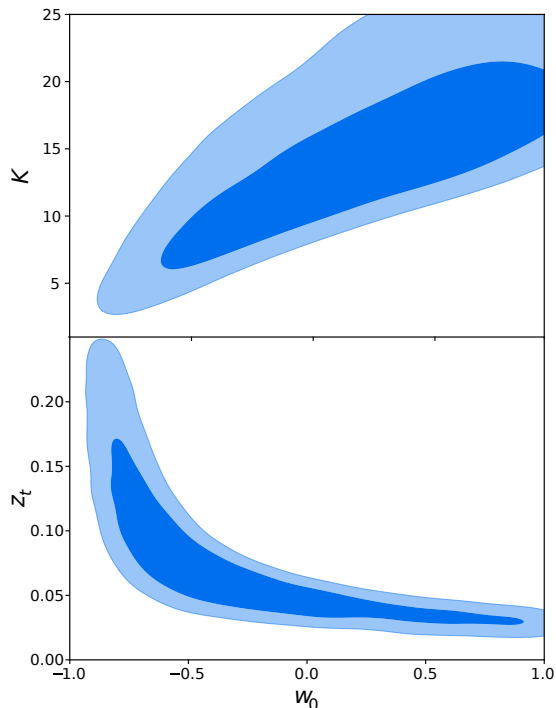


FIG. 2. The 1σ and 2σ contours for the quintessence model parameter K (upper panel) and the transition redshift z_t of the step function parametrization (lower panel) against the current w_0 parameter, assuming DESI+CMB+SN data.

broader range of w_0 values, even up to $w_0 = 1$, corresponding to a fully kinetic energy-dominated scalar field. While the expansion in the best-fit *linear* model still accelerates today, such large values for w_0 force the universe to decelerate, as seen in the last panel of Fig. 3.

As seen from Table I, the goodness of fit for all three DE models is almost equal, with the *step* model performing slightly better than the other two.

The χ^2 values given in Table I might look abnormally low for the number of degrees of freedom we have: 1829 SNe + 12 BAO measurements + 1 CMB constraint – 4 model parameters (Ω_m , $r_d h$, + 2 DE parameters) = 1838. These low values are fully driven by the SN data. As discussed in Ref. [4], due to the way contamination of the SN data is treated the effective number of SNe is significantly lower ~ 1735 , rather than 1829.

Fig. 3 shows the evolution of DE density, its equation of state, and the time derivative of the scale factor (the last of which has omitted an implicit factor of r_d/r_d^{fid}). It is evident that the only robust and consistent feature amongst the models is the very recent/local ($z \lesssim 0.1$) sharp drop, $\mathcal{O}(10\%)$, in the DE density, or equivalently a sharp rise in the DE equation of state parameter. The fast drop in the DE density and corresponding crossing of the phantom barrier at higher redshifts is an artefact of the $w_0 - w_a$ -parametrization (quite unavoidable in this setting, since the data demand large negative w_a), which

Model	χ^2	$\Delta\chi^2$	Ω_m	w_0	$w_a z_t K$
Linear	1649.7	0.3	0.318 ± 0.007	-0.735 ± 0.081	-1.05 ± 0.42
			0.318	-0.750	-0.96
Step	1649.4	0.0	0.326 ± 0.009	-0.32 ± 0.47	0.081 ± 0.048
			0.326	-0.37	0.061
Quintessence	1649.8	0.4	0.327 ± 0.008	0.22 ± 0.46	14.9 ± 5.0
			0.330	0.53	15.3
Λ CDM	1662.6	13.2	0.310 ± 0.006	—	—
			0.310		

TABLE I. Goodness of fit, posterior mean and standard deviations for the parametrizations. Best fit values are given in small print.

is not required by the data.

Similarly, the narrow range of w_0 preferred by the linear parametrization can be considered an artefact. This is due to the negative correlation between w_0 and w_a shown in Fig. 1, and that a very negative w_a suggests strong phantom behaviour already at relatively low redshifts and would thus clash with the DESI BAO data at higher redshifts.

Discussion and summary – The findings of our letter can be summed up by the following three points:

1) *The evolving nature of DE is supported mainly by the low redshift supernova data.*

In particular, as illustrated in Fig. 1 (see also Figs. 4 and 5 in the Supplementary Material), the tension between the standard Λ CDM and the combined data is relieved if the low- z supernova data is omitted.

Contemporary SN samples have become so large that we have entered a regime where the statistical errors can get overwhelmed by systematics. These issues are not easy to handle since SN are complex phenomena whose detailed physics is not well understood. Thus, there are always possibilities for unaccounted-for systematic effects. Also, for nearby SN, the data analysis is more demanding due to the peculiar motions of their host galaxies, which have a significant effect and thus need to be modelled accurately.

2) *Our analysis suggests that, if taken at face value, there is approximately a 10% decrease in the DE density in our “local neighbourhood”, that is, at redshift $z \lesssim 0.1$.*

As the observable volume of the $z \lesssim 0.1$ Universe is limited by causality, it is not possible to tell by direct observation whether this decrease in the energy density is a global effect stemming from a property of DE in the entire Universe or a truly local effect limited to the surrounding $300 h^{-1}$ Mpc. Nevertheless, it is possible to devise indirect model-dependent probes that allow differentiating between the two possibilities.

As a generic hypothesis consider, for instance, inhomogeneous DE [see *e.g.* 60–65] in which case the ob-

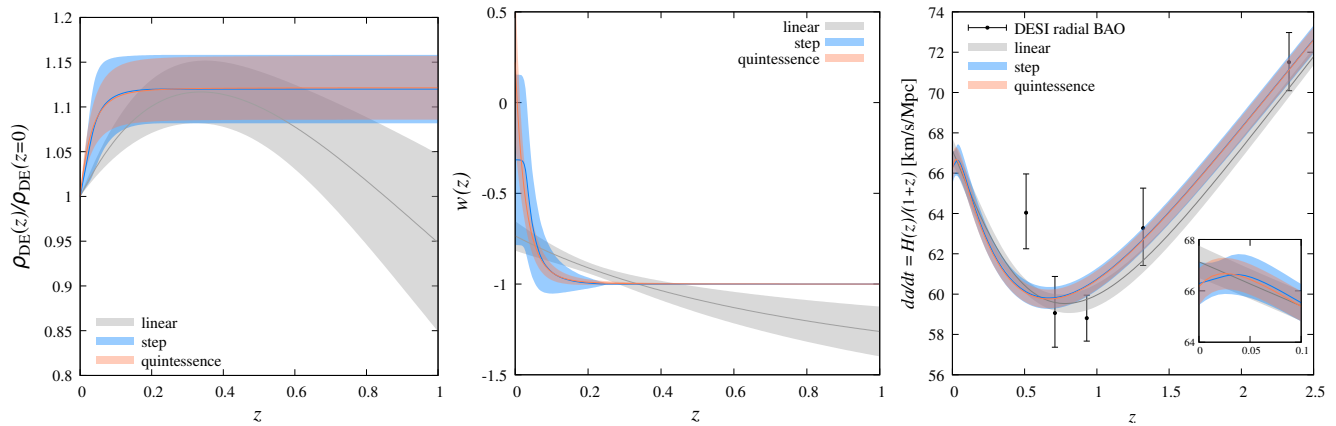


FIG. 3. Evolution of the posterior mean (with 1σ -scatter) DE density, DE equation of state, and time derivative of the scale factor. The last quantity includes an additional factor of r_d/r_d^{fid} implicitly. Note that the DE equation of state goes slightly phantom for the *step* model. This is caused by the asymmetry of the probability distribution as here we have plotted posterior means along with symmetric 1σ -scatter.

servations could be explained by a local DE underdensity. This scenario could be tested via the integrated Sachs-Wolfe effect [66] and by looking for the imprints DE fluctuations leave on the distribution of matter in our Universe. Similarly, one can consider how structure formation in the local Universe differs in the presence of a time-independent DE underdensity or a time-dependent but uniform DE density.

3) *There is no evidence for phantom or quintom behaviour.*

Potential evidence for phantom behaviour in the $w_0 - w_a$ parametrization is an artefact introduced by extrapolating the linear ansatz to larger redshifts when low redshift data prefers a relatively large negative w_a . We find that the *quintessence* and the *step* function parametrizations of the equation-of-state parameter employed in our analysis fit the data comparably to the linear $w_0 - w_a$ -parametrization. By adopting these parametrizations, we offer a more accurate and physically plausible description of DE, eliminating any indications of phantom DE.

The parameter w_0 remains poorly constrained in the *quintessence* and the *step* function parametrizations, with potential values being $w_0 \gtrsim -0.8$. We find that the preference for a narrow range of w_0 in the *linear* parametrization can be considered as another artefact of that ansatz.

To conclude, our fits to data indicate that the present evidence for dynamical dark energy comes mainly from the local supernova data. Therefore, either the fundamental properties of our Universe, characterised by the equation of state w and the Hubble parameter H , underwent dramatic changes very recently or, alternatively, we do not fully understand the systematics of our local Universe.

Acknowledgments – We would like to thank Ville Vaskonen for the discussions. We acknowledge the use of Get-Dist software [67]. This work was supported by the Estonian Research Council grants MOB3JD1202, PSG869, PRG803, PRG1055, PRG1677, PSG761, RVTT3 and RVTT7 and the Center of Excellence program TK202 “Fundamental Universe”.

* ioannis.gialamas@kbfi.ee

† gert.hutsi@kbfi.ee

‡ kristjan.kannike@cern.ch

§ antonio.racioppi@kbfi.ee

¶ martti.raidal@cern.ch

** martin.vasar@ut.ee

†† hardi.veermae@cern.ch

- [1] DESI collaboration, *DESI 2024 III: Baryon Acoustic Oscillations from Galaxies and Quasars*, [2404.03000](#).
- [2] DESI collaboration, *DESI 2024 IV: Baryon Acoustic Oscillations from the Lyman Alpha Forest*, [2404.03001](#).
- [3] PLANCK collaboration, *Planck 2018 results. VI. Cosmological parameters*, *Astron. Astrophys.* **641** (2020) [A6 \[1807.06209\]](#).
- [4] DES collaboration, *The Dark Energy Survey: Cosmology Results With ~1500 New High-redshift Type Ia Supernovae Using The Full 5-year Dataset*, [2401.02929](#).
- [5] DESI collaboration, *DESI 2024 VI: Cosmological Constraints from the Measurements of Baryon Acoustic Oscillations*, [2404.03002](#).
- [6] Y. Tada and T. Terada, *Quintessential interpretation of the evolving dark energy in light of DESI*, [2404.05722](#).
- [7] K.V. Berghaus, J.A. Kable and V. Miranda, *Quantifying Scalar Field Dynamics with DESI 2024 Y1 BAO measurements*, [2404.14341](#).
- [8] D. Shlivko and P. Steinhardt, *Assessing observational constraints on dark energy*, [2405.03933](#).
- [9] S. Bhattacharya, G. Borghetto, A. Malhotra,

- S. Parameswaran, G. Tasinato and I. Zavala, *Cosmological constraints on curved quintessence*, [2405.17396](#).
- [10] O.F. Ramadan, J. Sakstein and D. Rubin, *DESI Constraints on Exponential Quintessence*, [2405.18747](#).
- [11] W. Giarè, M.A. Sabogal, R.C. Nunes and E. Di Valentino, *Interacting Dark Energy after DESI Baryon Acoustic Oscillation measurements*, [2404.15232](#).
- [12] I.J. Allali, A. Notari and F. Rompineve, *Dark Radiation with Baryon Acoustic Oscillations from DESI 2024 and the H_0 tension*, [2404.15220](#).
- [13] K.S. Croker, G. Tarlé, S.P. Ahlen, B.G. Cartwright, D. Farrah, N. Fernandez et al., *DESI Dark Energy Time Evolution is Recovered by Cosmologically Coupled Black Holes*, [2405.12282](#).
- [14] K. Mürsepp, E. Nardi and C. Smarra, *Can the QCD axion feed a dark energy component?*, [2405.00090](#).
- [15] Y. Yang, X. Ren, Q. Wang, Z. Lu, D. Zhang, Y.-F. Cai et al., *Quintom cosmology and modified gravity after DESI 2024*, [2404.19437](#).
- [16] C. Escamilla-Rivera and R. Sandoval-Orozco, *$f(T)$ gravity after DESI Baryon acoustic oscillation and DES supernovae 2024 data*, *JHEAp* **42** (2024) 217 [[2405.00608](#)].
- [17] W. Yin, *Cosmic clues: DESI, dark energy, and the cosmological constant problem*, *JHEP* **05** (2024) 327 [[2404.06444](#)].
- [18] G. Gu, X. Wang, X. Mu, S. Yuan and G.-B. Zhao, *Dynamical Dark Energy in Light of Cosmic Distance Measurements. I. A Demonstration Using Simulated Datasets*, *Res. Astron. Astrophys.* **24** (2024) 065001 [[2404.06303](#)].
- [19] X. Wang, G. Gu, X. Mu, S. Yuan and G.-B. Zhao, *Dynamical Dark Energy in Light of Cosmic Distance Measurements. II. A Study Using Current Observations*, *Res. Astron. Astrophys.* **24** (2024) 065002 [[2404.06310](#)].
- [20] D. Wang, *Constraining Cosmological Physics with DESI BAO Observations*, [2404.06796](#).
- [21] M. Cortès and A.R. Liddle, *Interpreting DESI's evidence for evolving dark energy*, [2404.08056](#).
- [22] E.O. Colgáin, M.G. Dainotti, S. Capozziello, S. Pourojaghi, M.M. Sheikh-Jabbari and D. Stojkovic, *Does DESI 2024 Confirm Λ CDM?*, [2404.08633](#).
- [23] D. Wang, *The Self-Consistency of DESI Analysis and Comment on "Does DESI 2024 Confirm Λ CDM?"*, [2404.13833](#).
- [24] Y. Carloni, O. Luongo and M. Muccino, *Does dark energy really revive using DESI 2024 data?*, [2404.12068](#).
- [25] R.R. Caldwell and E.V. Linder, *The Limits of quintessence*, *Phys. Rev. Lett.* **95** (2005) 141301 [[astro-ph/0505494](#)].
- [26] X. Li and A. Shafieloo, *Evidence for Emergent Dark Energy*, *Astrophys. J.* **902** (2020) 58 [[2001.05103](#)].
- [27] E.V. Linder, *The Mirage of $w=-1$* , [0708.0024](#).
- [28] K. Lodha et al., *DESI 2024: Constraints on Physics-Focused Aspects of Dark Energy using DESI DR1 BAO Data*, [2405.13588](#).
- [29] A.G. Riess et al., *A 2.4% Determination of the Local Value of the Hubble Constant*, *Astrophys. J.* **826** (2016) 56 [[1604.01424](#)].
- [30] A.G. Riess et al., *A Comprehensive Measurement of the Local Value of the Hubble Constant with 1 km/s/Mpc Uncertainty from the Hubble Space Telescope and the SH0ES Team*, *Astrophys. J. Lett.* **934** (2022) L7 [[2112.04510](#)].
- [31] T. Clifton and N. Hyatt, *A Radical Solution to the Hubble Tension Problem*, [2404.08586](#).
- [32] D. Bousis and L. Perivolaropoulos, *Hubble tension tomography: BAO vs S_nIa distance tension*, [2405.07039](#).
- [33] F.J. Qu, K.M. Surrao, B. Bolliet, J.C. Hill, B.D. Sherwin and H.T. Jense, *Accelerated inference on accelerated cosmic expansion: New constraints on axion-like early dark energy with DESI BAO and ACT DR6 CMB lensing*, [2404.16805](#).
- [34] H. Wang and Y.-S. Piao, *Dark energy in light of recent DESI BAO and Hubble tension*, [2404.18579](#).
- [35] O. Seto and Y. Toda, *DESI constraints on varying electron mass model and axion-like early dark energy*, [2405.11869](#).
- [36] L. Pogosian, G.-B. Zhao and K. Jedamzik, *A consistency test of the cosmological model at the epoch of recombination using DESI BAO and Planck measurements*, [2405.20306](#).
- [37] X.D. Jia, J.P. Hu and F.Y. Wang, *Uncorrelated estimations of H_0 redshift evolution from DESI baryon acoustic oscillation observations*, [2406.02019](#).
- [38] DES collaboration, *The Dark Energy Survey Supernova Program: An updated measurement of the Hubble constant using the Inverse Distance Ladder*, [2406.05049](#).
- [39] A. Favale, A. Gómez-Valent and M. Migliaccio, *2D vs. 3D BAO: quantification of their tension and test of the Etherington relation*, [2405.12142](#).
- [40] R. Calderon et al., *DESI 2024: Reconstructing Dark Energy using Crossing Statistics with DESI DR1 BAO data*, [2405.04216](#).
- [41] O. Luongo and M. Muccino, *Model independent cosmographic constraints from DESI 2024*, [2404.07070](#).
- [42] P. Mukherjee and A.A. Sen, *Model-independent cosmological inference post DESI DR1 BAO measurements*, [2405.19178](#).
- [43] B.R. Dinda, *A new diagnostic for the null test of dynamical dark energy in light of DESI 2024 and other BAO data*, [2405.06618](#).
- [44] DES collaboration, *The Dark Energy Survey Supernova Program: Investigating Beyond- Λ CDM*, [2406.05048](#).
- [45] C.-G. Park, J. de Cruz Perez and B. Ratra, *Using non-DESI data to confirm and strengthen the DESI 2024 spatially-flat w_0w_a CDM cosmological parameterization result*, [2405.00502](#).
- [46] D. Wang, O. Mena, E. Di Valentino and S. Gariazzo, *Updating neutrino mass constraints with Background measurements*, [2405.03368](#).
- [47] M. Chevallier and D. Polarski, *Accelerating universes with scaling dark matter*, *Int. J. Mod. Phys. D* **10** (2001) 213 [[gr-qc/0009008](#)].
- [48] E.V. Linder, *Exploring the expansion history of the universe*, *Phys. Rev. Lett.* **90** (2003) 091301 [[astro-ph/0208512](#)].
- [49] S. Dutta and R.J. Scherrer, *Hilltop Quintessence*, *Phys. Rev. D* **78** (2008) 123525 [[0809.4441](#)].
- [50] T. Chiba, *Slow-Roll Thawing Quintessence*, *Phys. Rev. D* **79** (2009) 083517 [[0902.4037](#)].
- [51] L.A. Escamilla, S. Pan, E. Di Valentino, A. Paliathanasis, J.A. Vázquez and W. Yang, *Oscillations in the Dark?*, [2404.00181](#).
- [52] S. Tsujikawa, *Quintessence: A Review*, *Class. Quant.*

- Grav.* **30** (2013) 214003 [[1304.1961](#)].
- [53] S. Dutta, E.N. Saridakis and R.J. Scherrer, *Dark energy from a quintessence (phantom) field rolling near potential minimum (maximum)*, *Phys. Rev. D* **79** (2009) 103005 [[0903.3412](#)].
- [54] T. Chiba, S. Dutta and R.J. Scherrer, *Slow-roll k-essence*, *Phys. Rev. D* **80** (2009) 043517 [[0906.0628](#)].
- [55] S. Dutta and R.J. Scherrer, *Dark Energy from a Phantom Field Near a Local Potential Minimum*, *Phys. Lett. B* **676** (2009) 12 [[0902.1004](#)].
- [56] Z. Huang et al., *MEET-U Project I: The key drivers of the preference for dynamic dark energy*, [2405.03983](#).
- [57] M. Hicken, P. Challis, S. Jha, R.P. Kirsher, T. Matheson, M. Modjaz et al., *CfA3: 185 Type Ia Supernova Light Curves from the CfA*, *Astrophys. J.* **700** (2009) 331 [[0901.4787](#)].
- [58] M. Hicken et al., *CfA4: Light Curves for 94 Type Ia Supernovae*, *Astrophys. J. Suppl.* **200** (2012) 12 [[1205.4493](#)].
- [59] R.J. Foley et al., *The Foundation Supernova Survey: Motivation, Design, Implementation, and First Data Release*, *Mon. Not. Roy. Astron. Soc.* **475** (2018) 193 [[1711.02474](#)].
- [60] J.K. Erickson, R.R. Caldwell, P.J. Steinhardt, C. Armendariz-Picon and V.F. Mukhanov, *Measuring the speed of sound of quintessence*, *Phys. Rev. Lett.* **88** (2002) 121301 [[astro-ph/0112438](#)].
- [61] R. Bean and O. Dore, *Probing dark energy perturbations: The Dark energy equation of state and speed of sound as measured by WMAP*, *Phys. Rev. D* **69** (2004) 083503 [[astro-ph/0307100](#)].
- [62] J. Weller and A.M. Lewis, *Large scale cosmic microwave background anisotropies and dark energy*, *Mon. Not. Roy. Astron. Soc.* **346** (2003) 987 [[astro-ph/0307104](#)].
- [63] W. Hu and R. Scranton, *Measuring dark energy clustering with CMB-galaxy correlations*, *Phys. Rev. D* **70** (2004) 123002 [[astro-ph/0408456](#)].
- [64] S. Hannestad, *Constraints on the sound speed of dark energy*, *Phys. Rev. D* **71** (2005) 103519 [[astro-ph/0504017](#)].
- [65] L. Perivolaropoulos, *Large Scale Cosmological Anomalies and Inhomogeneous Dark Energy*, *Galaxies* **2** (2014) 22 [[1401.5044](#)].
- [66] R.K. Sachs and A.M. Wolfe, *Perturbations of a cosmological model and angular variations of the microwave background*, *Astrophys. J.* **147** (1967) 73.
- [67] A. Lewis, *GetDist: a Python package for analysing Monte Carlo samples*, [1910.13970](#).

Interpreting DESI 2024 BAO: late time dynamical dark energy or a local effect?

Ioannis D. Gialamas, Gert Hütsi, Kristjan Kannike, Antonio Racioppi,
Martti Raidal, Martin Vasar and Hardi Veermäe

Supplementary Material

We show here the corresponding corner plots from our likelihood analysis for the *quintessence* (Fig. 4) and *step function* (Fig. 5) models.

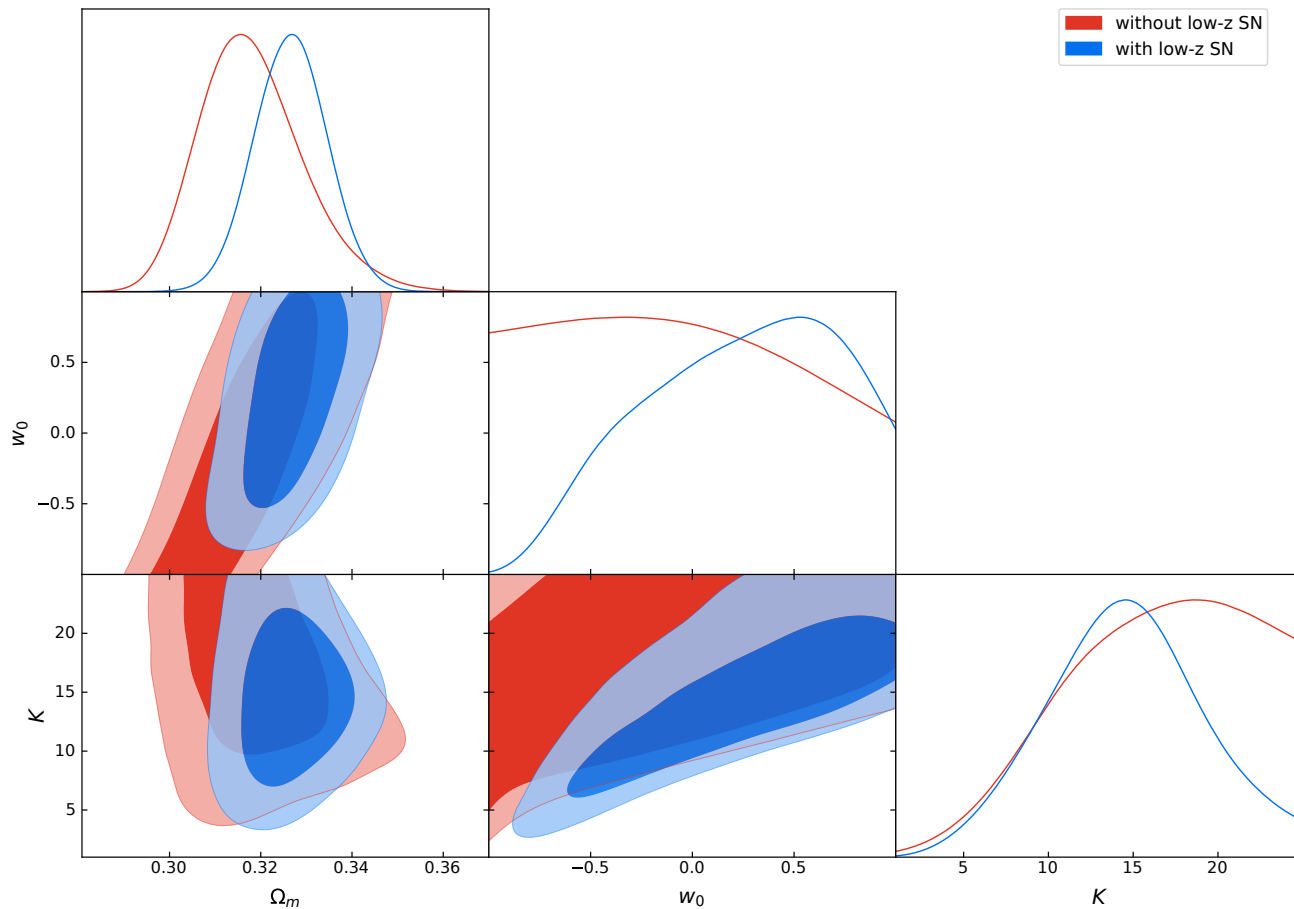


FIG. 4. Parameter constraints (1σ and 2σ contours) for the *quintessence* DE model assuming DESI+CMB+SN data with and without local SN, as shown in the legend.

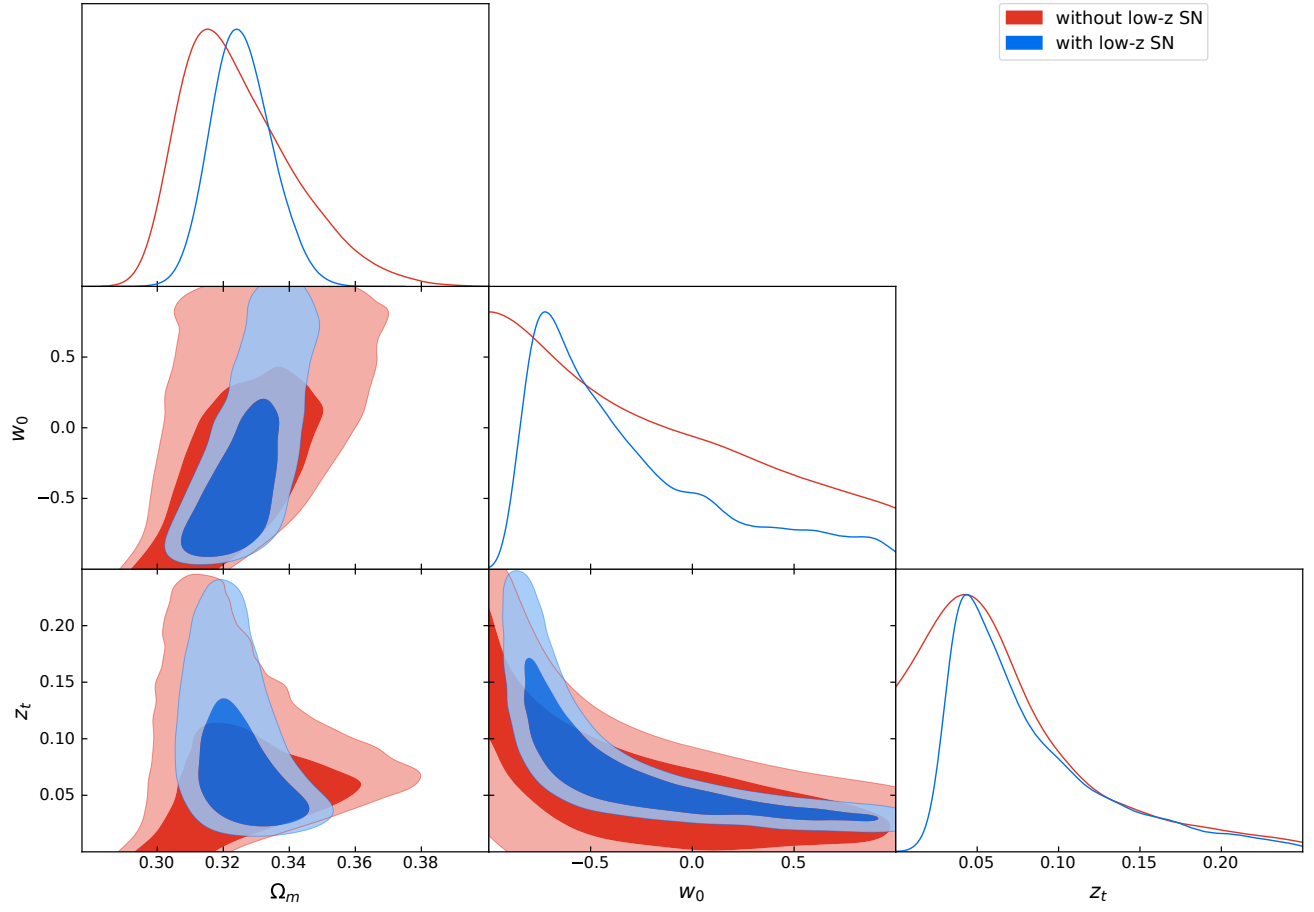


FIG. 5. Parameter constraints (1σ and 2σ contours) for the *step function* DE model assuming DESI+CMB+SN data with and without local SN, as shown in the legend.