

Crayon: Customized On-Device LLM via Instant Adapter Blending and Edge-Server Hybrid Inference

Jihwan Bang* Juntae Lee* Kyuhong Shim Seunghan Yang Simyung Chang[†]

Qualcomm AI Research[‡], Qualcomm Korea YH, Seoul, Republic of Korea

{jihwbang, juntlee, kshim, seunghan, simychan}@qti.qualcomm.com

Abstract

The customization of large language models (LLMs) for user-specified tasks gets important. However, maintaining all the customized LLMs on cloud servers incurs substantial memory and computational overheads, and uploading user data can also lead to privacy concerns. On-device LLMs can offer a promising solution by mitigating these issues. Yet, the performance of on-device LLMs is inherently constrained by the limitations of small-scaled models. To overcome these restrictions, we first propose Crayon, a novel approach for on-device LLM customization. Crayon begins by constructing a pool of diverse base adapters, and then we instantly blend them into a customized adapter without extra training. In addition, we develop a device-server hybrid inference strategy, which deftly allocates more demanding queries or non-customized tasks to a larger, more capable LLM on a server. This ensures optimal performance without sacrificing the benefits of on-device customization. We carefully craft a novel benchmark from multiple question-answer datasets, and show the efficacy of our method in the LLM customization.

1 Introduction

Large language model (LLM) has achieved unprecedented success on diverse natural language processing tasks such as machine translation, question and answering, text summarization and stylization, etc. Now then, it is expected for LLM-powered artificial intelligence (AI) to understand and satisfy each user’s unique needs such as recommendation systems, personalized assistance, and personalized search. To this end, a pivotal cornerstone is *customized LLM* where the LLM is highly advanced to a user-requested task. Indeed, several

web services related to LLM customization have been emerged such as GPTs (OpenAI, 2023) and PersonaAI (Character.AI, 2023; Meta, 2023).

However, due to the significant scale of LLM, keeping all the customized LLMs in the servers imposes a tremendous burden. Also, the privacy issues is inevitably raised by uploading the user’s data which entail user-requested task. Then, the focus is shifting towards *on-device LLM*. However, as the limited computing power of edge devices, it is impractical to address models as large as those on the servers. Therefore, for on-device LLM customization, it is crucial to maintain the performance on user-defined tasks, while constraining the model sizes. The practical method for the on-device LLM customization, however, has been less explored.

Recently, several works are developed to further lead out the ability of LLMs, and they may be exploited to cover the performance limit of LLMs on smaller size (device-level). Brown et al. (2020) introduced few-shot learning where a few example query-answer prompts are given together with users’ queries. Chain-of-thought (COT) (Wei et al., 2022) tried in-context learning by encouraging LLM to generate evidences as well as final answers. Also, for knowledge-intensive NLP tasks, retrieval augmented generation (RAG) (Lewis et al., 2020) made up query-relevant prompts by retrieving a given database. These prompt-based approaches have a intrinsic problem of increasing inference cost as the prompts get long and complex, and hence they are not suitable for edge devices.

Moreover, we can consider fine-tuning the on-device LLM in order to internalize these prompt-based knowledge for user-specific tasks to the model. Freezing the pre-trained LLM, adapter-based methods (Hu et al., 2021; Houlsby et al., 2019; Wang et al., 2022) have tried to facilitate LLM fine-tuning, and the low-rank-based adapter LoRA (Hu et al., 2021) have been most in the lime-light. Despite on-device-scale LLM armed with the

* The authors contribute equally.

[†] indicates corresponding author.

[‡]Qualcomm AI Research is an initiative of Qualcomm Technologies, Inc.

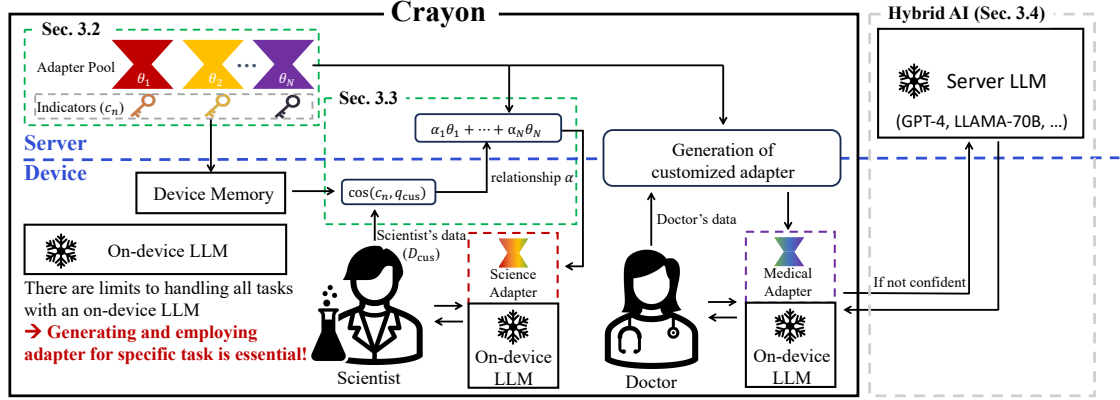


Figure 1: **Overall framework of the proposed method.** For on-device LLM customization without on-device training cost and privacy issue, we devise Crayon generating a suitable adapter instantly by utilizing an adapter pool including preparation of an adapter pool and deploying a customized adapter. Further, we also develop device-server hybrid inference to efficiently leverage a better generalized LLM in the server.

adapters, fine-tuning is time-consuming process and also needs a certain-level of training dataset. However, computing power of edge devices is limited and collecting enough user-specific data is also impractical. Thus, we raise inquiry: *How about simply customizing LLM without on-device training?*

For this purpose, given a target customization task, we propose Crayon customizing the on-device LLM via a single customized adapter which is blended on-the-fly from a set of base adapters, called *adapter pool*. To cover a wide range of user requests, the base adapters are learned to contain different knowledge each other. As depicted in Fig. 1, our approach requires no additional training cost in both of server and edge device when blending the customized adapter. In addition, we develop a device-server hybrid inference strategy to effectively leverage the better-generalized larger model of the server for handling unexpected queries (out-of-scope for the customized model). Our contributions are summarized as follows:

- We propose the first practical approach for customization of on-device small-scale LLM.
- We develop Crayon where the base adapters are learned satisfying their diversification by instantly blending the base adapters, and device-server hybrid inference to cover the out-of-customized tasks.
- We present an on-device LLM customization benchmark by tailoring the public question-answer datasets, and analyze our method.

2 Problem Set-up

Defining & processing customized task. In the context of few-shot learning (Brown et al., 2020), an LLM is prompted by several query-answer pairs to better understand testing queries. It has been proven that these few-shot prompts are helpful for increasing the generalization capability even in smaller LLMs. However, prompting increases the inference cost of LLMs as well, which is not preferred to on-device use case. Rather than prompting the few-shot examples \mathcal{D}_c , we define it as a target task specified to the user. From them, we immediately generate an adapter customized for the target task on the server, and deploy it to the on-device LLM. Note that, considering the privacy issue and communication cost with the server, \mathcal{D}_c itself is never transmitted to the server in our method.

Baseline LLM. For autoregressive, causal language model, most of popular LLMs such as GPT (Brown et al., 2020), LLaMA (Touvron et al., 2023a), Mistral (Jiang et al., 2023), and Falcon (Penedo et al., 2023) have adopted the decoder-only transformer (Vaswani et al., 2017) architecture. Hence, in our work, we select the smallest LLaMA (LLaMA-7B) as the baseline on-device LLM, which is reasonable size for edge devices¹.

Adapter for customized LLM. To reduce training cost, parameter efficient fine-tuning (PEFT) injects small trainable adapters, and only updates them for LLM fine-tuning. As a widely-used PEFT approach, LoRA (Hu et al., 2021) approximates the gradient of pre-trained weights into low-rank

¹<https://github.com/Bip-Rep/sherpa>

matrices, and use them as the LLM adapters. As such, we also employ LoRA as our LLM adapter. Note that the learning LoRA does not take place on edge devices in our method. Briefly explaining our approach, we only train a set of N base LoRAs $\{l_{\theta_n}\}_{n=1}^N$ (i.e., LoRA pool) given a training set \mathcal{D}_{tr} on the server, and then they are combined and deployed for instant LLM customization to the target task (i.e., \mathcal{D}_{c}) without additional training.

Device-server hybrid inference. Although an on-device LLM is well-customized to a user-specified task, there is inevitable performance gap between the device-level and server-level LLMs. Especially, the on-device LLM suffers from more performance drop when the inputs are out of the target task. Hence, we devise a device-server hybrid inference strategy. When output of an on-device LLM is unconfident, the output is replaced from the server’s larger model. To reduce frequent use of the server LLM, we develop a method to determine the reliability of on-device LLM’s output inside the device.

3 Methodology

In this section, we introduce Crayon which consists of LoRA pool construction (Sec. 3.2) and customized LoRA generation (Sec. 3.3). Also, we develop device-server consistent inference (Sec. 3.4).

3.1 Overall Framework of Crayon

As illustrated in Fig. 1, given \mathcal{D}_{tr} that consists of various tasks and a baseline LLM \mathcal{M}_{Φ_0} where Φ_0 is the initial weight before customization, we jointly train N base LoRAs $\{l_{\theta_n}\}_{n=1}^N$ to have different characteristics and knowledge, respectively, in the server. Here, θ_n is the weight of l_{θ_n} . We also simultaneously learn the base LoRA indicator c_n which is allocated to l_{θ_n} . After training, N base LoRAs (i.e. LoRA pool) and the indicators are located in the server and device, respectively.

Then, for a small-scaled customization dataset \mathcal{D}_{c} , we first obtain the relationship between a LoRA pool and \mathcal{D}_{c} by computing the similarities between the indicators and \mathcal{D}_{c} on the device. This similarities are sent to the server, and then used to determine the weights of the base LoRAs in blending the customized LoRA. This customized LoRA is finally deployed to the user’s device to customize the on-device baseline LLM to the target task. Notice that we only upload the similarities of \mathcal{D}_{c} to the indicators, but do not \mathcal{D}_{c} itself. This is why our customization is privacy-friendly.

Algorithm 1: Learning LoRA pool

Input: baseline LLM \mathcal{M}_{Φ_0} , base LoRAs $\{l_{\theta_n}\}_{n=1}^N$, training set \mathcal{D}_{tr}

- 1 # Extract intermediate embeddings
- 2 $Q_{\text{tr}} = \{q_x | \mathcal{M}_{\Phi_0}^1(x), x \in \mathcal{D}_{\text{tr}}\}$
- 3 # Set the indicator of each base LoRA
- 4 $\{c_n\}_{n=1}^N = \text{K-MEANS_Centroids}(Q_{\text{tr}}, N)$
- 5 # Update the base LoRA weights
- 6 **while** not done **do**
- 7 Compute relationship $\{\alpha_n(q_x)\}_{n=1}^N$ (Eq. 2)
- 8 Compute the combined LoRA weight Θ_x (Eq. 3)
- 9 Update $\{\theta_n\}_{n=1}^N$ optimizing over Θ_x (Eq. 4)
- 10 **end**

Output: Weights of the base LoRAs $\theta_1, \dots, \theta_N$

3.2 Crayon: LoRA Pool Construction

To address a variety of target customization tasks, it is important to diversify the base LoRAs’ knowledge and characteristics. To this end, we introduce an indicator for each base LoRA. In specific, for $\forall x \in \mathcal{D}_{\text{tr}}$, we first obtain the intermediate embeddings (empirically, the query embeddings of the first self-attention layer) as

$$q_x = \mathcal{M}_{\Phi_0}^1(x) \quad (1)$$

Then, we apply unsupervised k -means clustering ($k = N$) with q_x since the text corpora in \mathcal{D}_{tr} have no specific task label. To suppress noise and focus on significant features, we reduce the dimensional of the embeddings using PCA before the clustering (see Appendix C for more details). For brevity, applying PCA is not explicitly notated.

N centroids c_n ’s resulting from k -means clustering are assigned to each base LoRA, dubbed base LoRA indicators. In the aftermentioned section, the base LoRAs are differently updated depending on the similarity between each corresponding indicator and embedding q_x during training.

Learning base LoRAs. For a training input x in \mathcal{D}_{tr} , we extract its query feature q_x as in the base LoRA indicators. Then, we compute its relationship with the base LoRA l_{θ_n} by using the corresponding indicator c_n :

$$\alpha_n(q_x) = \frac{\text{cos_sim}(c_n, q_x) + 1}{2} \quad (2)$$

where $\text{cos_sim}(\cdot, \cdot)$ denotes the cosine similarity.

To obtain a LoRA l_{Θ} specified to x , the N base LoRAs are combined by

$$\Theta_x = \alpha_1(q_x)\theta_1 + \alpha_2(q_x)\theta_2 + \dots + \alpha_N(q_x)\theta_N \quad (3)$$

Following (Hu et al., 2021), we only train the base LoRAs while freezing the baseline LLM. As

Algorithm 2: Generate customized LoRA

Input: Base LoRAs $\{l_{\theta_n}\}_{n=1}^N$, indicators $\{c_n\}_{n=1}^N$, \mathcal{M}_{Φ_0} , a few customized data \mathcal{D}_c

- 1 **On-device Processing**
- 2 # Get query embeddings from \mathcal{D}_c
- 3 $Q_c = \{q_{x,c} | \mathcal{M}_{\Phi_0}^1(x), x \in \mathcal{D}_c\}$
- 4 # Get user embedding
- 5 $q_c = \frac{1}{|Q_c|} \sum_{k=1}^{|Q_c|} q_{x,c}$, where $q_{x,c} \in Q_c$
- 6 # Compute relationship between q_c and $\{l_{\theta_n}\}_{n=1}^N$
- 7 $\alpha_n^c = \cos_sim(c_n, q_c)$, $n = 1, \dots, N$
- 8 **Server Processing**
- 9 # Generate customized LoRA
- 10 $\hat{\theta} = \sum_{i=1}^N \alpha_i^c A_i B_i$ (Eq. 6)

Output: customized LoRA $l_{\hat{\theta}}$

such, we update the baseline LLM’s weights Φ_0 into $\Phi_0 + \Delta\Phi(\Theta_x)$ optimizing over Θ_x :

$$\max_{\Theta} \sum_{(x,y) \in \mathcal{D}_t} \sum_{t=1}^{|y|} \log(p_{\Phi_0 + \Delta\Phi(\Theta_x)}(y_t | x, y_{<t})) \quad (4)$$

where y is the label for x . The entire process is presented in [algorithm 1](#).

3.3 Crayon: Generation of Customized LoRA

We explain step-by-step in [algorithm 2](#). When a user provides a few examples \mathcal{D}_c describing the customized task, we can generate the customized LoRA instantly from the LoRA pool. To do so, we first obtain an user embedding q_c to represent the customized task by averaging the query embeddings in \mathcal{D}_c on the edge device:

$$q_c = \frac{1}{|\mathcal{D}_c|} \sum_{x \in \mathcal{D}_c} \mathcal{M}_{\Phi_0}^1(x) \quad (5)$$

After then, following [Eq. 2](#), we compute the combination ratios $\{\alpha_i^c\}_{i=1}^N$ based on the cosine similarities of q_c with the base LoRAs indicators $\{c_n\}_{n=1}^N$. We upload $\{\alpha_i^c\}_{i=1}^N$ to the server instead of \mathcal{D}_c to generate the customized LoRA, and thus Crayon can protect the users’ privacy. On the server side, since the base LoRA’s weight θ_i can be decomposed by two low-rank trainable weights A_i and B_i , we instantly generate the customized LoRA $l_{\hat{\theta}}$:

$$\hat{\theta} = \sum_{i=1}^N \alpha_i^c A_i B_i \quad (6)$$

At last, the customized LoRA generated from the LoRA pool is deployed to the edge device, and it customizes the on-device LLM. Accordingly, we can effectively and efficiently customize the on-device LLM without additional training in both server and edge device.

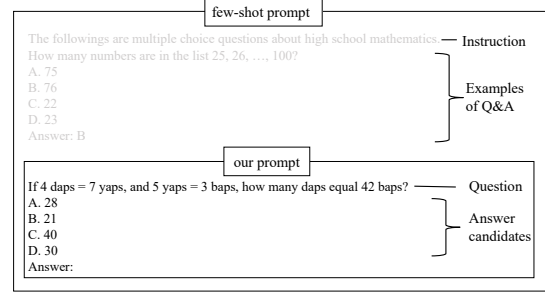


Figure 2: **Example prompt input in our method.** Different from few-shot prompt, this work does not utilize instruction and examples of QA.

3.4 Device-Server Hybrid Inference

Although the on-device LLM is customized, it cannot accommodate all kinds of input queries. For instance, the user can raise queries outside the scope of the customized task. Also, even for the queries raised from the customized task, the customized on-device LLM can suffer from its inherent limitation. i.e. relatively small model size. To overcome these difficulties, we intermittently turn to a larger LLM (e.g., LLaMA-30B) which is placed on the server due to high computational cost. This server LLM is not customized, but can make better response owing to its superb versatility.

Notice that when deciding if an input query x is routed to the server, we cannot utilize the server LLM \mathcal{M}_{Φ_s} . Instead, we pre-compute a set of prototypes $S = \{s = \mathcal{M}_{\Phi_s}(x_c) | x_c \in \mathcal{D}_c\}$ where the server LLM’s characteristics is represented. We consider that S is deployed from the server to the edge device, together with $l_{\hat{\theta}}$.

Then, supposing that the desirable output of the on-device LLM may be close to S , we compare the on-device LLM’s output o_x with S . In specific, we compute the routing score r_x in the edge device:

$$r_x = \frac{1}{|S|} \sum_{s \in S} \cos_sim(o_x, s). \quad (7)$$

Finally, we route x to the server LLM when $r_x < r_{th}$, or hold the on-device output otherwise. The routing threshold r_{th} is empirically determined.

4 Experiment

As there is no established benchmark for on-device LLM customization, we present a novel benchmark for this field in [Sec. 4.1](#). Then, we show comprehensive evaluation and analyses in [Sec. 4.2& Sec. 4.3](#). Further details on experimental set-up and baselines in [Appendix A](#).

Method	On-device LLM Size	STEM	Humanities	Social Sciences	Other	Average
LLaMA	7B	27.8	33.2	30.9	33.0	31.0
LLaMA (few-shot) [†]	7B	30.5	34.0	38.3	38.1	35.1
LLaMA	13B	35.0	43.5	45.9	42.6	41.1
LLaMA (few-shot) [†]	13B	35.8	45.0	53.8	53.3	46.9
Single LoRA	7B + 14M	33.2	44.6	43.4	44.6	40.7
Single LoRA (few-shot)	7B + 14M	29.7	33.1	33.1	39.2	33.5
LoraHub [‡]	7B + 14M	35.1	47.3	46.2	44.1	42.4
Crayon	7B + 14M	36.1	50.0	49.8	46.0	44.6
Crayon + Hybrid(20%)	7B + 14M	38.6	53.6	57.6	48.6	47.6

Table 1: **Acc (%) for MMLU tasks.** † indicates the reported performance from original paper (Touvron et al., 2023a) that utilize few-shot learning by following (Hendrycks et al., 2020). ‡ mostly follows (Huang et al., 2023), but we modify the base model (FLAN-T5 → LLaMA-7B) and upstream tasks (BBH → {SIQA, MCQA, OBQA}). For more details, see Appendix B.

4.1 On-device Customization Benchmark

Datasets. QA (question-answering) datasets are widely used in evaluation of LLM. Hence, to verify the effectiveness of Crayon, we select three public multiple choice QA datasets for training the pool of base LoRAs; Social Interaction QA (SIQA) (Sap et al., 2019) that focuses on the reasoning about people’s actions and their social implications, MedMCQA (MCQA) (Pal et al., 2022) that addresses real-world medical entrance exam questions, and Openbook QA (OBQA) (Mihaylov et al., 2018) that contains open book exams for assessing human understanding of a subject. For validating task generalization, we utilize MMLU (Press et al., 2022) that contains 57 subjects across STEM, the humanities, the social sciences, and more.

Customized task configuration. In customization datasets, it is expected to contain conversations for different users, where each conversation comprising a series of user’s question and LLM’s response. However, there are no publicly available datasets. Despite several dialog datasets such as shareGPT (Tey, 2022) and ChatAlpaca (Bian et al., 2023), they lack user identities for the dialogue and then it is difficult to measure the customization results in these datasets. In contrast, the MMLU dataset including individual question-answer data provides annotated by the subject categories. We therefore consider each subject as the interest specified to a user, i.e. a distinct customization task. In specific, we assume 57 distinct users with their own customization tasks. From this, we can quantitatively evaluate customization results in terms of accuracy (Acc). In this experiment, we set the size of customized dataset $|\mathcal{D}_c|$ as 10 for every user.

4.2 Main Results

Crayon attains customization. We evaluate the effectiveness of our method in comparison with several baselines: LLaMA (Touvron et al., 2023a), LoRA (Hu et al., 2021), and LoraHub (Huang et al., 2023). For LLaMA, we compare the proposed Crayon with the larger LLaMA-13B as well as the LLaMA-7B. For fair comparison with our approach, we report both zero and few-shot results. In zero-shot, the input is prompted as in our unified template Fig. 2. In few-shot, task-specific few-shot prompt including \mathcal{D}_c is used following (Touvron et al., 2023a). In single LoRA, we train LoRA on top of the LLaMA-7B with \mathcal{D}_{tr} , and it is used universally all the customized tasks. Similar to our method, LoraHub combines pre-trained LoRAs to create a new one suitable for a new task. However, there are several limitations that assume specific upstream tasks with the corresponding datasets to individually pre-train all the LoRAs, and also requires a time-consuming searching process to determine the combination ratios of the pre-trained LoRAs (More details in Tab. 3).

As shown in Tab. 1, Crayon outperforms all the compared methods with only on-device LLM. Once the base LoRAs are established in the server, our method enables superior customization (40.7% vs 44.6%) compared to Single LoRA with $r = 4$ at an identical inference cost in the edge device. Interestingly, Crayon surpasses LoraHub (Huang et al., 2023) by 2.2% in average, although the base LoRAs are combined instantly. It is intuitive that the variety of base LoRAs is beneficial for the generalization ability of LoRA pool. Hence, the outperforming performance of the proposed Crayon indi-

Task	Customized Data (\mathcal{D}_c)								
	STEM	Humanities			Social Science		Others		
	Elementary Mathematics	HS Physics	Jurisprudence	World Religion	HS Geography	Professional Psychology	Anatomy	Management	
Elementary Mathematics	27.2	26.2	26.5	27.2	24.9	26.2	27.2	25.4	
HS Physics	28.5	31.1	29.1	31.1	31.1	31.1	26.5	30.5	
Jurisprudence	54.6	54.6	54.6	50.9	52.8	52.8	54.6	49.1	
World Religion	69.0	70.2	70.2	70.2	69.0	67.8	69.0	69.0	
HS Geography	58.1	56.1	57.1	59.1	60.1	55.6	59.1	59.1	
Professional Psychology	40.8	41.2	41.5	40.5	38.2	41.8	41.7	36.6	
Anatomy	46.7	49.6	49.6	47.4	44.4	43.7	49.6	42.2	
Management	52.4	51.5	50.5	57.3	57.3	52.4	52.4	58.3	

Table 2: **Ablation study for importance of customization data.** We randomly select two subjects in four categories (*i.e.*, STEM, humanities, social science, and others), and the customization performance (Acc) is consistently the highest when the model is customized by using the corresponding dataset.

icates that our joint training of all the base LoRAs at once produces their diversity, more effectively. This experiment will be addressed in Sec. 4.3.

Device-server hybrid inference. To assess the efficacy of device-server hybrid inference, we employ LLaMA-30B as the server LLM, which yields 53.2% Acc on MMLU in average. Moreover, we set the routing threshold r_{th} to satisfy 20% routing ratio, empirically. As shown in Tab. 1, with only 20% routing to sever model, the proposed hybrid inference ‘Crayon + hybrid 20%’ obtains 47.6% Acc, which is even better than fully using the large 13B model. Thus, our approach can boost the customized on-device LLM by efficiently intervening a more versatile server LLM.

4.3 Further Analyses

We extensively analyze the key components of the proposed method.

Impact of customized data. To assess the efficacy of customized data \mathcal{D}_c , we randomly select two different subjects (*i.e.*, two customization datasets) from each category in MMLU, and summarize the results in Tab. 2. This demonstrates that customized LoRAs, when generated from their corresponding subjects, perform better on their matched subjects than when they are created from unrelated subjects. For instance, on the Management subject, the LoRA generated from Management data can obtain 7.8% higher Acc than the LoRA generated from Jurisprudence data. We can see a similar trend in other subjects. Hence, in spite of a very small-scale customization data \mathcal{D}_c , it can contain significant generalization cue for the target customization task. Then, unlike the compared methods, our Crayon can effectively leverage it for LLM customization.

Diversity in LoRA pool. Fig. 3 plots that density distribution² of α for each task contained in the

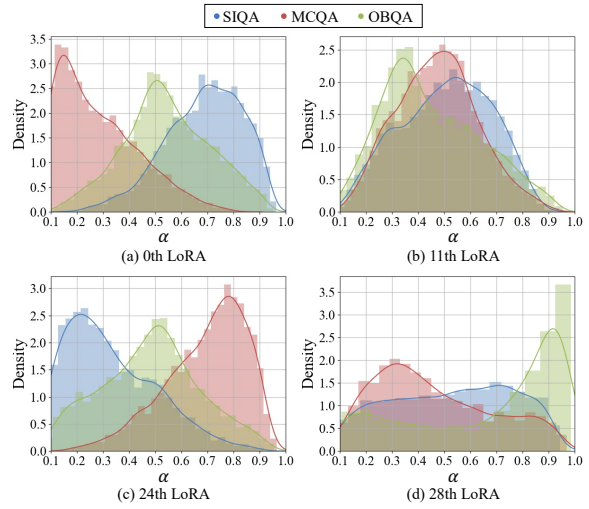


Figure 3: **Distribution plot of α for each training task on four base LoRAs.** In a, c, and d, the 0th, 24th and 28th base LoRAs have different preference on the SIQA, MCQA, and OBQA tasks, respectively. In b, the 11th base LoRA is trained on all the three tasks evenly.

training dataset, which shows the focus of the base LoRAs on the training tasks. From 32 base LoRAs, we select the four ones. We can identify that the trained base LoRAs have different weights for each task. 0th base LoRA (Fig. 3a), 24th base LoRA (Fig. 3c), and 28th base LoRA (Fig. 3d) more specialized to SIQA, MCQA, OBQA, respectively. Unlike above three base LoRAs, 11th base LoRA is likely to evenly trained with all the tasks as shown in Fig. 3b. Note that we do not provide any information to specify or define the task (e.g. task name) during training. However, Crayon produces a diversity of base LoRAs, enabling the LoRA pool to accommodate a wide range of customization tasks.

Device-server hybrid inference. In deep models, the confidence level is usually estimated by the maximum softmax score, and hence it can be a straightforward choice as decision rule for the hybrid inference. Hence, as in Fig. 4, we compare

²It represents the proportion of the data in each range.

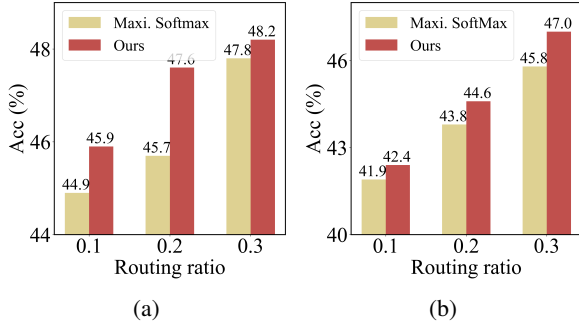


Figure 4: **Device-server hybrid inference varying routing ratio.** Acc (%) on (a) customized tasks and (b) mix of customized & out-of-customized tasks.

the proposed routing strategy with the maximum softmax-based approach varying the routing ratio. We can see the proposed approach beats the maximum softmax-based approach for all the three routing ratios in Fig. 4a. Hence, our method can effectively detect the failure cases of the customized on-device LLM under a routing ratio. To consider a more general setting, we also assess the capability to address the input queries outside the customized task. To this end, in Fig. 4b, the testing queries are configured from a non-customized subject as well as the customized one. In this setting, we can see a similar trend. Hence, the our routing effectively complements the customized on-device LLM, and completes the practical use of on-device LLM.

Hyperparameter sensitivity. Fig. 5 examines Crayon changing the size of the customization dataset ($|\mathcal{D}_c|$) and LoRA rank r . In Fig. 5a, when the number of base LoRAs N is set as 32 (default setting), the proposed method is capable of customization, irrespective of $|\mathcal{D}_c|$. This trend is mirrored when N is reduced to 16. Whereas, despite the same $|\mathcal{D}_c|$, the performance gap between $N = 16$ and $N = 32$ is notable. Hence, the number of base LoRAs highly impact the quality of customization. As the number of customized data will differ from user to user and N is usually predetermined in practical use, our method can be effectively applied in a real world scenario.

Further, we investigate the performance difference as varying rank of LoRA in Fig. 5b. When $r = 2$, the performance gap is marginal. We infer that the LoRA pool with too small rank might not effectively represent different customization tasks. Nevertheless, it is still slightly better than the a single universal LoRA without any additional training cost. However, once $r \geq 4$, the performance gap between them highly increases. Thus, for customiza-

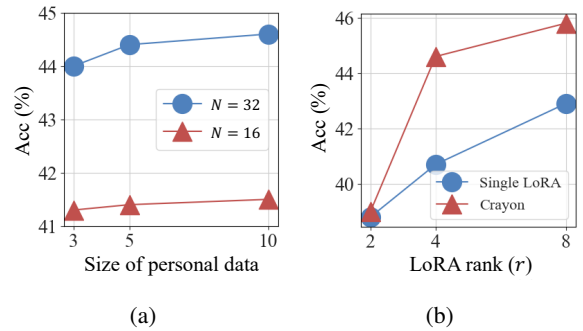


Figure 5: **Acc (%) according to (a) the size of the customized dataset and (b) LoRA rank.**

Training base LoRAs		Determining α		Acc (%)	Time (s)
Task-wise	Joint	Learning-based	Cos. sim.		
✓		✓		42.4	49.7
	✓	✓		44.5	51.0
	✓		✓	44.6	0.2

Table 3: **Ablation analysis.** Each component of Crayon is changed to the matched one of LoraHub. (1st and 3rd rows are LoraHub and complete Crayon, each.)

tion, the proposed task-wise base LoRA blending is more beneficial than generalizing a single LoRA.

Component ablation study. In Crayon, customization consists of two steps; i) constructing multiple base LoRAs and ii) deploying customized LoRA via blending the base LoRAs. First, we jointly learn the base LoRAs with no task definitions from the training datasets, which effectively diversifies the base LoRAs. Second, we obtain the relationship α via simply mapping to the LoRA indicators. LoraHub combines multiple task-specific LoRAs trained on different upstream tasks, and exhaustively search their relationship with a few examples \mathcal{D}_c . To validate the efficacy of those components, we change each component to the matched LoraHub’s one. As shown in Tab. 3, the first row where all the components are ablated corresponds to LoraHub. In the second row, we can infer that our task-agnostic joint learning is more beneficial to learn diverse base LoRAs, compared to the LoraHub’s individual LoRA learning with task-definition. Also, in the last row, rather than the time-consuming searching of the relationship α , the proposed simple LoRA indicator mapping is more proper to the jointly learned base LoRAs, since the base LoRAs are well-aligned with the LoRA indicators during the training.

5 Related Works

Task Generalization. In NLP, generalizing the language models to a wide range of unseen task has been important for its practical use. Addressing models with relatively small sizes (under 0.5B), several works have attempted to adapt them with few-shot examples into unseen tasks. However, CrossFit (Ye et al., 2021) has necessity of prompting the task names as hard prefixes. ReCross (Lin et al., 2022) alleviated this constraint via exploiting the retrieved training data, and yet requires an additional cost to retrieve task-friendly data.

Including a way more parameters, LLMs such as GPT (Brown et al., 2020), LLaMA (Touvron et al., 2023a,b), and Gemini (Team) has shown impressive results to a wide range of queries without specifically trained in the task of queries. However, their model sizes are too large for edge devices. LLaMA and Gemini also released their smaller versions under 10B training parameters which are feasible in edge devices, but their task generalization ability largely lags behind the larger models. To leverage these smaller LLMs, Mistral-7B (Jiang et al., 2023) applied sliding window attention and rolling buffer cache. Nevertheless, it cannot cover various tasks as much as the larger models. Recently, LoraHub (Huang et al., 2023) pre-trains LoRA adapters for multiple upstream tasks, and generate task-specific LoRA by mixing the pre-trained ones. However, it requires manipulating upstream tasks, and time-consuming process to determine mixing ratio of the pre-trained LoRAs. Contrarily, our method constructs the LoRA adapters which has different knowledge and characteristic each other, with no task ques.

Mixture of Experts (MOE). In MOE (Jacobs et al., 1991; Masoudnia and Ebrahimpour, 2014; Riquelme et al., 2021), each expert is controlled by a unique gating network, activated based on the distinct nature of the input data. Especially, in language domain, the MoE network identifies and engages the most suitable experts for every token. MoLoRA (Zadouri et al., 2023) and SiRA (Zhu et al., 2023) propose mixture of LoRA, and all the LoRAs and partial LoRAs (*i.e.*, top-K) are participating in the gating for every token, respectively. Moreover, very recently, Mixtral 8x7B (Jiang et al., 2024) has been introduced and surpasses LLaMA-2 70B across all evaluated benchmarks. It employs eight specialized experts that focus on dense matrices within fully connected layers. During the

processing of a token, a routing mechanism selects two of these experts, and their resulting outputs are then merged together. Since edge devices has limited storage to contain several LoRAs, token-wise MoE methods are hard to be applicable in our setup. Several MoE works such as Task-MoE (Kudugunta et al., 2021) and Skill Selection (Ponti et al., 2023) selects experts for every task, and can be adapted to on-device customization. However, they still assumed that the task id should be given with inputs while both training and inference phases.

Speculative Decoding. To accelerate LLM decoding, speculative decoding (Chen et al., 2023; Leviathan et al., 2023; Yang et al., 2023; Gupta et al., 2024) exploits a small (draft) model to predict what the larger target model will produce using uncertainty metric (Fadeeva et al., 2023), and then use the target model just to check if the prediction is correct. Device-server hybrid inference has a problem that the draft (*i.e.*, on-device) model cannot verify the prediction of its own for routing decision without target (*i.e.*, server) model. Even though the draft model’s output is correct, it should be verified after communication with the server. To solve it, AutoMix (Madaan et al., 2023) utilized meta-verifier to double-check the self-verification results. To improve both accuracy and efficiency, we develop advanced device-server hybrid inference where the on-device LLM’s reliability inside the device. Further, owing to the robust customization via Crayon, our customized on-device LLM do not need frequent intervention of the server LLM.

6 Conclusions

We propose Crayon and device-server hybrid inference for customizing on-device LLM for the first time. In Crayon, we jointly train a pool of base LoRAs, which has distinct knowledge and characteristics each other. Using this base LoRA pool, we can instantly blend the base LoRAs into a customized LoRA for user-defined task, without additional training or transferring user data to the server. To encompass complex queries, we develop the device-server hybrid system that measures the reliability of the customized LLM to identify the necessity of server LLM. We also present a new benchmark for quantitative evaluation of on-device LLM customization, incorporating commonly-used QA datasets, and our method shows superior performance. We hope that this benchmark can be a valuable tool for future research in this field.

7 Limitations

This work has demonstrated that through an adapter pool elaborately learned from a variety of datasets, it is possible to create customized adapters suitable for unseen target QA tasks. Our methodology is not limited to QA but is also anticipated to be applicable across more NLP domains that requires sequential output tokens. Alongside this, we expect that increasing the number of adapters in the adapter pool together with the utilization of more large-scale datasets will lead to the creation of more diversified customized adapters for a wider scope of unseen tasks.

8 Potential Risks

As with any LLM, the customized on-device LLM’s outputs might inadvertently perpetuate biases present in the training data, requiring careful oversight and potential intervention to ensure fairness and ethical use. Moreover, it is crucial to consider the battery life of the edge device of deploying additional computational resources, as the use of edge devices for intricate LLM tasks could result in increased energy consumption.

References

- Ning Bian, Hongyu Lin, Yaojie Lu, Xianpei Han, Le Sun, and Ben He. 2023. Chataalpaca: A multi-turn dialogue corpus based on alpaca instructions. <https://github.com/cascip/ChatAlpaca>.
- Tom Brown, Benjamin Mann, Nick Ryder, Melanie Subbiah, Jared D Kaplan, Prafulla Dhariwal, Arvind Neelakantan, Pranav Shyam, Girish Sastry, Amanda Askell, et al. 2020. Language models are few-shot learners. *Advances in neural information processing systems*, 33:1877–1901.
- Character.AI. 2023. <https://beta.character.ai/>.
- Charlie Chen, Sebastian Borgeaud, Geoffrey Irving, Jean-Baptiste Lespiau, Laurent Sifre, and John Jumper. 2023. Accelerating large language model decoding with speculative sampling. *arXiv preprint arXiv:2302.01318*.
- Ekaterina Fadeeva, Roman Vashurin, Akim Tsvigun, Artem Vazhentsev, Sergey Petrakov, Kirill Fedyanin, Daniil Vasilev, Elizaveta Goncharova, Alexander Panchenko, Maxim Panov, et al. 2023. Lmpolygraph: Uncertainty estimation for language models. *arXiv preprint arXiv:2311.07383*.
- Neha Gupta, Harikrishna Narasimhan, Wittawat Jitkritum, Ankit Singh Rawat, Aditya Krishna Menon, and Sanjiv Kumar. 2024. Language model cascades: Token-level uncertainty and beyond. *arXiv preprint arXiv:2404.10136*.
- Dan Hendrycks, Collin Burns, Steven Basart, Andy Zou, Mantas Mazeika, Dawn Song, and Jacob Steinhardt. 2020. Measuring massive multitask language understanding. In *International Conference on Learning Representations*.
- Neil Houlsby, Andrei Giurgiu, Stanislaw Jastrzebski, Bruna Morrone, Quentin De Laroussilhe, Andrea Gesmundo, Mona Attariyan, and Sylvain Gelly. 2019. Parameter-efficient transfer learning for nlp. In *International Conference on Machine Learning*, pages 2790–2799.
- Edward J Hu, Yelong Shen, Phillip Wallis, Zeyuan Allen-Zhu, Yuanzhi Li, Shean Wang, Lu Wang, and Weizhu Chen. 2021. Lora: Low-rank adaptation of large language models. *International Conference on Learning Representations*.
- Chengsong Huang, Qian Liu, Bill Yuchen Lin, Tianyu Pang, Chao Du, and Min Lin. 2023. Lorahub: Efficient cross-task generalization via dynamic lora composition. *arXiv preprint arXiv:2307.13269*.
- Robert A Jacobs, Michael I Jordan, Steven J Nowlan, and Geoffrey E Hinton. 1991. Adaptive mixtures of local experts. *Neural computation*, 3(1):79–87.
- Albert Q Jiang, Alexandre Sablayrolles, Arthur Mensch, Chris Bamford, Devendra Singh Chaplot, Diego de las Casas, Florian Bressand, Gianna Lengyel, Guillaume Lample, Lucile Saulnier, et al. 2023. Mistral 7b. *arXiv preprint arXiv:2310.06825*.
- Albert Q Jiang, Alexandre Sablayrolles, Antoine Roux, Arthur Mensch, Blanche Savary, Chris Bamford, Devendra Singh Chaplot, Diego de las Casas, Emma Bou Hanna, Florian Bressand, et al. 2024. Mixtral of experts. *arXiv preprint arXiv:2401.04088*.
- Sneha Kudugunta, Yanping Huang, Ankur Bapna, Maxim Krikun, Dmitry Lepikhin, Minh-Thang Luong, and Orhan Firat. 2021. Beyond distillation: Task-level mixture-of-experts for efficient inference. *arXiv preprint arXiv:2110.03742*.
- Yaniv Leviathan, Matan Kalman, and Yossi Matias. 2023. Fast inference from transformers via speculative decoding. In *International Conference on Machine Learning*, pages 19274–19286. PMLR.
- Patrick Lewis, Ethan Perez, Aleksandra Piktus, Fabio Petroni, Vladimir Karpukhin, Naman Goyal, Heinrich Küttler, Mike Lewis, Wen-tau Yih, Tim Rocktäschel, et al. 2020. Retrieval-augmented generation for knowledge-intensive nlp tasks. *Advances in Neural Information Processing Systems*, 33:9459–9474.
- Bill Yuchen Lin, Kangmin Tan, Chris Miller, Beiwen Tian, and Xiang Ren. 2022. Unsupervised cross-task generalization via retrieval augmentation. *Advances in Neural Information Processing Systems*, 35:22003–22017.

- Aman Madaan, Pranjal Aggarwal, Ankit Anand, Srividya Pranavi Potharaju, Swaroop Mishra, Pei Zhou, Aditya Gupta, Dheeraj Rajagopal, Karthik Kappaganthu, Yiming Yang, et al. 2023. Automix: Automatically mixing language models. *arXiv preprint arXiv:2310.12963*.
- Sourab Mangrulkar, Sylvain Gugger, Lysandre Debut, Younes Belkada, Sayak Paul, and Benjamin Bossan. 2022. Peft: State-of-the-art parameter-efficient fine-tuning methods. <https://github.com/huggingface/peft>.
- Saeed Masoudnia and Reza Ebrahimpour. 2014. Mixture of experts: a literature survey. *Artificial Intelligence Review*, 42:275–293.
- Meta. 2023. <https://ai.meta.com/genai/>.
- Todor Mihaylov, Peter Clark, Tushar Khot, and Ashish Sabharwal. 2018. Can a suit of armor conduct electricity? a new dataset for open book question answering. In *Proceedings of the 2018 Conference on Empirical Methods in Natural Language Processing*, pages 2381–2391.
- OpenAI. 2023. <https://openai.com/blog/introducing-gpts>.
- Ankit Pal, Logesh Kumar Umapathi, and Malaikannan Sankarasubbu. 2022. Medmcqa: A large-scale multi-subject multi-choice dataset for medical domain question answering. In *Conference on Health, Inference, and Learning*, pages 248–260. PMLR.
- Guilherme Penedo, Quentin Malartic, Daniel Hesslow, Ruxandra Cojocaru, Alessandro Cappelli, Hamza Alobeidli, Baptiste Pannier, Ebtesam Almazrouei, and Julien Launay. 2023. The refinedweb dataset for falcon llm: outperforming curated corpora with web data, and web data only. *arXiv preprint arXiv:2306.01116*.
- Edoardo Maria Ponti, Alessandro Sordani, Yoshua Bengio, and Siva Reddy. 2023. Combining parameter-efficient modules for task-level generalisation. In *Proceedings of the 17th Conference of the European Chapter of the Association for Computational Linguistics*, pages 687–702.
- Ofir Press, Muru Zhang, Sewon Min, Ludwig Schmidt, Noah A Smith, and Mike Lewis. 2022. Measuring and narrowing the compositionality gap in language models. *arXiv preprint arXiv:2210.03350*.
- Carlos Riquelme, Joan Puigcerver, Basil Mustafa, Maxim Neumann, Rodolphe Jenatton, André Susano Pinto, Daniel Keysers, and Neil Houlsby. 2021. Scaling vision with sparse mixture of experts. *Advances in Neural Information Processing Systems*, 34:8583–8595.
- Maarten Sap, Hannah Rashkin, Derek Chen, Ronan Le Bras, and Yejin Choi. 2019. Social iqa: Commonsense reasoning about social interactions. In *Proceedings of the 2019 Conference on Empirical Methods in Natural Language Processing*, pages 4463–4473.
- Gemini Team. Gemini: A family of highly capable multimodal models. Technical report, Technical report, Google, 12 2023. URL <https://storage.googleapis.com...>
- Steven Tey. 2022. <https://sharegpt.com>.
- Hugo Touvron, Thibaut Lavril, Gautier Izacard, Xavier Martinet, Marie-Anne Lachaux, Timothée Lacroix, Baptiste Rozière, Naman Goyal, Eric Hambro, Faisal Azhar, et al. 2023a. Llama: Open and efficient foundation language models. *arXiv preprint arXiv:2302.13971*.
- Hugo Touvron, Louis Martin, Kevin Stone, Peter Albert, Amjad Almahairi, Yasmine Babaei, Nikolay Bashlykov, Soumya Batra, Prajjwal Bhargava, Shruiti Bhosale, et al. 2023b. Llama 2: Open foundation and fine-tuned chat models. *arXiv preprint arXiv:2307.09288*.
- Ashish Vaswani, Noam Shazeer, Niki Parmar, Jakob Uszkoreit, Llion Jones, Aidan N Gomez, Łukasz Kaiser, and Illia Polosukhin. 2017. Attention is all you need. *Advances in neural information processing systems*, 30.
- Yaqing Wang, Sahaj Agarwal, Subhabrata Mukherjee, Xiaodong Liu, Jing Gao, Ahmed Hassan Awadallah, and Jianfeng Gao. 2022. Adamix: Mixture-of-adaptations for parameter-efficient model tuning. *arXiv preprint arXiv:2210.17451*.
- Jason Wei, Xuezhi Wang, Dale Schuurmans, Maarten Bosma, Fei Xia, Ed Chi, Quoc V Le, Denny Zhou, et al. 2022. Chain-of-thought prompting elicits reasoning in large language models. *Advances in Neural Information Processing Systems*, 35:24824–24837.
- Nan Yang, Tao Ge, Liang Wang, Binxing Jiao, Daxin Jiang, Linjun Yang, Rangan Majumder, and Furu Wei. 2023. Inference with reference: Lossless acceleration of large language models. *arXiv preprint arXiv:2304.04487*.
- Qinyuan Ye, Bill Yuchen Lin, and Xiang Ren. 2021. Crossfit: A few-shot learning challenge for cross-task generalization in nlp. In *Proceedings of the 2021 Conference on Empirical Methods in Natural Language Processing*, pages 7163–7189.
- Ted Zadori, Ahmet Üstün, Arash Ahmadian, Beyza Ermiş, Acyr Locatelli, and Sara Hooker. 2023. Pushing mixture of experts to the limit: Extremely parameter efficient moe for instruction tuning. *arXiv preprint arXiv:2309.05444*.
- Yun Zhu, Nevan Wichers, Chu-Cheng Lin, Xinyi Wang, Tianlong Chen, Lei Shu, Han Lu, Canoe Liu, Liangchen Luo, Jindong Chen, et al. 2023. Sira: Sparse mixture of low rank adaptation. *arXiv preprint arXiv:2311.09179*.

Crayon: Customized On-Device LLM via Instant Adapter Blending and Edge-Server Hybrid Inference

A Details on Experiments

A.1 Training setting

We implemented the proposed and baseline methods based on the Huggingface PEFT library (Mangrulkar et al., 2022). We set the rank r and scaling factor of a LoRA as 4, and the number of base LoRAs as 32. For training, we use the AdamW optimizer with a learning rate 0.0001 which is cosine annealed. We also set the batch size as 128 and the maximum iteration as 800. For all the methods, we unified the prompt template as shown in Fig. 2 where task cue is not prompted, which is proper to practical use. All the proposed and baseline methods are implemented with PyTorch 2.0.1 and executed on a single NVIDIA A5000 GPU.

A.2 Baselines

Since on-device LLM customization is understudied, we carefully selected three baselines to validate the efficacy of Crayon.

1. **LLaMA** (Touvron et al., 2023a,b) released publicly available models, and also reported the score on the MMLU dataset. However, the reported scores are obtained using the few-shot prompt as in the upper part of Fig. 2, where both the subject name (i.e., the task name) and examples of the subject are given. This few-shot prompt is not applicable to our on-device customization. For fairness, as well as the score from the literature, we also disclose scores using zero-shot prompt of Fig. 2.
2. **Single LoRA** follows the training recipe in the literature (Hu et al., 2021). Since the Single LoRA is trained using the entire training dataset \mathcal{D}_{tr} , the same LoRA is used for all the customized tasks. Additionally, for a fair comparison, we fine-tune the Single LoRA (named as "Single LoRA (few-shot)"), which is originally trained on the training dataset, using a few number of examples from customized task \mathcal{D}_c . We observed that this additional fine-tuning yields severe performance drop, and it can be attributed to the insufficient size of \mathcal{D}_c for customizing the LoRA to the specific task.

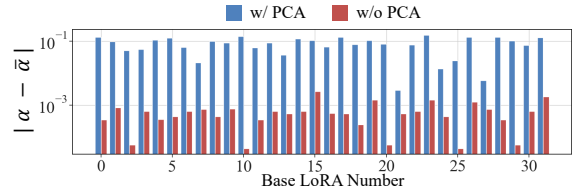


Figure 6: Difference of α and mean of α (i.e., $\bar{\alpha}$) from a data point in training set for each base LoRA whether when using PCA or not.

3. **LoraHub** (Huang et al., 2023) did not focus on tailoring their work for on-device LLM customization, but it can offer a proper baseline for validating Crayon. It outlines how to generate LoRAs specified to a new task by using a given few examples and LoRAs trained for other upstream tasks. However, the downside is the lengthy process required to generate new LoRAs due to the reliance on few-shot learning with the new task's examples. Moreover, due to necessities that all upstream tasks should be clearly defined (i.e., a meticulously refined dataset is needed), it cannot be seamlessly integrated into on-device LLM customization scenarios.

B Details of Tab. 1

Tab. 4 extends the results from Tab. 1 to show the accuracy for each of the 57 subjects in the MMLU dataset. This allows us to see which subjects fall under each category (i.e., STEM, Humanities, Social Science, and Other). Additionally, methodologies with a higher average accuracy also tend to yield higher accuracy across individual subjects.

C Effectiveness of PCA

Fig. 6 illustrates the deviation of the relationship α corresponding to the base LoRAs for one example in the training set, both with and without the use of PCA. The deviation of α when using PCA is larger 100 times than when not using PCA, implying that we can train the base LoRAs more diversely as experts. In line with the one of the objectives of our method, which is to train the base LoRAs with different types of knowledge, we employ PCA to our methodology when getting embeddings.

		LLaMA-7B		LLaMA-13B		Single LoRA		LoRA-Hub	Crayon	Crayon + Hybrid(20%)
		zero-shot	few-shot	zero-shot	few-shot	zero-shot	few-shot			
Abstract Algebra	STEM	28.0	29.0	29.0	34.0	32.0	29.0	32.0	30.0	34.0
Anatomy	Other	32.6	37.0	40.7	45.9	48.9	41.5	52.6	49.6	50.4
Astronomy	STEM	39.5	33.6	44.7	46.1	46.7	42.1	44.7	43.4	50.0
Business Ethics	Other	31.0	40.0	39.0	45.0	33.0	44.0	40.0	36.0	43.0
Clinical Knowledge	Other	34.7	35.1	44.5	45.7	46.4	41.5	43.8	46.0	49.2
College Biology	STEM	30.6	37.5	41.7	45.1	41.7	31.2	46.5	47.9	49.7
College Chemistry	STEM	23.0	32.0	38.0	30.0	31.0	35.0	34.0	33.0	31.0
College Computer Science	STEM	28.0	29.0	36.0	39.0	28.0	16.0	28.0	40.0	39.0
College Mathematics	STEM	30.0	33.0	33.0	32.0	24.0	24.0	30.0	27.0	25.0
College Medicine	Other	30.1	30.6	38.7	42.8	38.7	29.5	34.7	39.9	41.8
College Physics	STEM	17.6	26.5	19.6	18.6	22.5	20.6	24.5	23.5	22.0
Computer Security	STEM	33.0	45.0	56.0	65.0	45.0	39.0	49.0	47.0	55.0
Conceptual Physics	STEM	29.4	36.6	37.4	41.3	38.3	36.6	35.3	34.0	35.1
Econometrics	Social Science	21.1	23.7	30.7	27.2	22.8	29.8	31.6	21.1	23.2
Electrical Engineering	STEM	21.4	26.9	33.8	40.7	35.9	30.3	37.2	42.8	46.2
Elementary Mathematics	STEM	24.3	24.3	27.8	24.9	26.5	25.7	25.7	27.2	28.8
Formal Logic	Humanities	30.2	27.0	36.5	33.3	29.4	30.2	29.4	27.0	30.2
Global Facts	Other	30.0	29.0	30.0	35.0	31.0	33.0	30.0	32.0	32.0
High School Biology	STEM	34.8	34.5	42.9	52.6	49.7	34.8	45.8	51.3	55.9
High School Chemistry	STEM	29.6	28.1	31.0	28.6	34.0	30.5	37.4	41.9	44.6
High School Computer Science	STEM	28.0	31.0	42.0	48.0	31.0	25.0	39.0	41.0	42.0
High School European History	Humanities	33.3	44.2	45.5	61.8	47.9	25.5	52.7	59.4	63.6
High School Geography	Social Science	31.3	34.3	53.0	54.6	56.6	33.8	51.5	60.1	66.2
High School Government And Politics	Social Science	28.5	44.6	62.2	66.3	53.9	36.3	56.5	63.2	67.2
High School Macroeconomics	Social Science	27.2	35.4	38.2	44.4	37.4	30.3	36.9	41.5	43.9
High School Mathematics	STEM	28.9	24.8	27.0	23.7	21.5	25.9	28.9	24.1	23.9
High School Microeconomics	Social Science	25.6	31.9	35.7	47.5	34.9	31.5	37.4	42.4	45.0
High School Physics	STEM	24.5	26.5	30.5	28.5	27.2	23.8	28.5	31.1	31.8
High School Psychology	Social Science	28.3	47.3	52.3	60.9	53.8	36.1	58.5	62.4	65.7
High School Statistics	STEM	22.7	35.2	30.6	30.1	32.9	25.5	33.8	29.2	34.3
High School US History	Humanities	32.8	39.7	45.1	58.3	46.6	28.4	54.9	54.4	60.3
High School World History	Humanities	28.7	40.9	31.6	66.2	51.9	28.7	59.1	59.9	64.8
Human Aging	Other	30.5	40.8	34.1	54.7	41.7	42.2	46.2	42.2	47.5
Human Sexuality	Social Science	30.5	36.6	40.5	58.8	44.3	29.0	50.4	51.9	58.8
International Law	Humanities	42.1	51.2	52.9	62.8	57.0	42.1	58.7	55.4	62.8
Jurisprudence	Humanities	33.3	38.9	50.0	51.9	46.3	37.0	46.3	54.6	56.7
Logical Fallacies	Humanities	29.4	39.3	49.1	52.8	46.6	38.0	51.5	55.8	62.3
Machine Learning	STEM	27.7	23.2	28.6	31.3	29.5	39.3	32.1	34.8	34.8
Management	Other	39.8	35.0	44.7	66.0	56.3	38.8	51.5	58.3	61.5
Marketing	Other	33.8	46.6	64.1	71.8	62.8	50.0	63.2	69.2	72.6
Medical Genetics	Other	36.0	43.0	43.0	52.0	52.0	45.0	48.0	52.0	54.0
Miscellaneous	Other	36.7	42.4	56.4	65.4	60.3	46.0	60.9	62.3	66.5
Moral Disputes	Humanities	29.5	40.2	41.9	50.9	35.0	33.8	42.5	48.8	52.5
Moral Scenarios	Humanities	22.7	24.3	24.6	30.1	24.0	23.9	24.7	24.0	23.5
Nutrition	Other	36.6	37.6	46.7	51.6	45.8	38.9	41.8	50.0	52.2
Philosophy	Humanities	36.0	39.9	45.3	54.0	48.9	35.4	46.6	51.8	57.2
Prehistory	Humanities	39.2	36.1	44.1	51.5	51.9	34.6	50.0	52.8	55.8
Professional Accounting	Other	24.8	25.9	37.6	35.8	29.8	28.7	32.3	34.4	34.0
Professional Law	Humanities	28.1	30.2	34.9	38.0	33.4	27.5	33.9	35.9	36.6
Professional Medicine	Other	30.5	44.5	46.7	50.4	39.0	32.4	37.1	33.8	36.4
Professional Psychology	Social Science	28.3	35.1	41.0	47.7	37.6	32.5	39.5	41.8	46.7
Public Relations	Social Science	35.5	40.9	43.6	60.9	42.7	39.1	48.2	43.6	48.2
Security Studies	Social Science	29.8	31.8	42.9	53.9	31.4	25.7	31.4	38.8	41.5
Sociology	Social Science	35.8	46.8	52.7	61.2	45.3	35.3	54.2	63.2	68.2
US Foreign Policy	Social Science	49.0	46.0	58.0	80.0	60.0	38.0	58.0	68.0	74.0
Virology	Other	34.3	30.1	29.5	43.4	38.0	37.3	34.9	38.6	41.5
World Religions	Humanities	45.6	50.9	63.7	67.8	60.2	45.6	64.3	70.2	70.8
STEM		27.8	34.0	35.0	45.0	33.2	29.7	35.1	36.1	50.3
Humanities		33.1	30.5	43.5	35.8	44.5	33.1	47.3	50.0	50.0
Social Science		30.9	38.3	45.9	53.8	43.4	33.1	46.2	49.8	42.4
Other		33.0	38.1	42.6	53.3	44.6	39.2	44.1	46.0	46.1
Average		31.0	35.1	41.1	46.9	40.7	33.5	42.4	44.6	47.6

Table 4: Detailed results of Tab. 1 on MMLU.