

MIPI 2024 Challenge on Few-shot RAW Image Denoising: Methods and Results

Challenge and Workshop Organizers

Xin Jin¹ Chunle Guo¹ Xiaoming Li² Zongsheng Yue² Chongyi Li¹ Shangchen Zhou²
Ruicheng Feng² Yuekun Dai² Peiqing Yang² Chen Change Loy²

Challenge Participants

Ruoqi Li³ Chang Liu³ Ziyi Wang³ Yao Du³ Jingjing Yang³ Long Bao³
Heng Sun³ Xiangyu Kong⁴ Xiaoxia Xing⁴ Jinlong Wu⁴ Yuanyang Xue⁴ Hyunhee Park⁵
Sejun Song⁵ Changho Kim⁵ Jingfan Tan⁶ Wenhan Luo⁶ Zikun Liu⁴ Mingde Qiao⁷
Junjun Jiang⁷ Kui Jiang⁷ Yao Xiao⁷ Chuyang Sun⁷ Jinhui Hu⁸ Weijian Ruan⁸
Yubo Dong^{9,10} Kai Chen¹¹ Hyejeong Jo¹² Jiahao Qin¹³ Bingjie Han¹³ Pinle Qin¹³
Rui Chai¹³ Pengyuan Wang¹³

Abstract

The increasing demand for computational photography and imaging on mobile platforms has led to the widespread development and integration of advanced image sensors with novel algorithms in camera systems. However, the scarcity of high-quality data for research and the rare opportunity for in-depth exchange of views from industry and academia constrain the development of mobile intelligent photography and imaging (MIPI). Building on the achievements of the previous MIPI Workshops held at ECCV 2022 and CVPR 2023, we introduce our third MIPI challenge including three tracks focusing on novel image sensors and imaging algorithms. In this paper, we summarize and review the Few-shot RAW Image Denoising track on MIPI 2024. In total, 165 participants were successfully registered, and 7 teams submitted results in the final testing phase. The developed solutions in this challenge achieved state-of-the-art performance on Few-shot RAW Image Denoising. More details of this challenge and the link to the dataset can be found at <https://mipi-challenge.org/MIPI2024>.

1. Introduction

Noise, as an unavoidable part of the image capturing process, has recently been deeply explored by many researchers [1, 2, 8, 18, 24, 27, 31]. Mobile terminals, such as smartphones, smart cameras, and fixed and mobile cameras, are often plagued by noise. Noise not only affects people's visual perception but also usually impacts more high-level downstream tasks. Therefore, the development of denoising techniques is extremely important.

Since the pioneering work of SID [8], the use of deep neural networks for RAW image denoising has gradually come into view [1, 16, 18, 24, 31]. Existing methods can be divided into three categories: 1) collecting a large-scale paired dataset for training denoising networks [1, 8, 24]; 2) first collecting datasets necessary for noise parameter calibration [15, 27], then using the calibrated noise model to synthesize noisy-clean paired data and training the neural network; 3) collecting a few-shot amount of paired data, adopting pre-training on synthetic data, followed by fine-tuning the network with the few-shot paired dataset [17]. The collection of clean images is extremely difficult, typically involving multi-frame fusion [2], long exposure with low ISO, or a combination of both. However, these collection methods are not capable of capturing outdoor or dynamic scenes, leading to a small domain or poor quality of training data, which naturally impacts the performance of neural networks. Therefore, methods that train with paired data are gradually fading from view, while calibration-based approaches [27] are becoming mainstream. This is because calibration-based methods can obtain noise parameters that are close to the real noise distribution, and using these noise parameters can generate infinite paired data without being limited by the scene. These methods require perfect mod-

¹VCIP, CS, Nankai University

²S-Lab, Nanyang Technological University

³Video Algorithm Group, Camera Department, Xiaomi Inc., China

⁴Samsung Research China - Beijing (SRC-B)

⁵Department of Camera Innovation Group, Samsung Electronics

⁶Sun Yat-sen University

⁷Harbin Institute of Technology, China

⁸Smart City Research Institute of China Electronics Technology Group Corporation

⁹Xidian University, Xi'an, China

¹⁰Nanyang Technological University, Singapore

¹¹University of Electronic Science and Technology of China, China

¹²National Hanbat University, Daejeon, South Korea

¹³North University of China, China

eling of noise to address the domain gap between real and synthetic data, but this is usually challenging because many factors can affect the noise distribution: temperature, camera model, and even the lens can have an impact on noise. Referring to LED [17], the approach based on few-shot fine-tuning effectively bridges these two methods. It allows for pre-training with infinite synthetic data and fine-tuning with few-shot paired data, where the collection cost of few-shot data is extremely low. We encourage researchers to use pre-training and few-shot fine-tuning methods to train neural networks for RAW image denoising. This can not only reduce the demand for paired data but also solve the domain gap between the noise model and real noise to a certain extent. In response to the growing demand among smartphone and camera manufacturers, this competition focuses on developing raw image denoising methods with insufficient data. Participants can use publicly available datasets [7, 27] for pre-training and fine-tuning with data from two different camera manufacturers that we will provide.

We hold this challenge in conjunction with the third MIPI Challenge which will be held on CVPR 2024. Similar to the previous MIPI challenge [10, 21, 22, 33], we are seeking an efficient and high-performance image restoration algorithm to be used for raw image denoising with insufficient data. MIPI 2024 consists of three competition tracks:

- **Few-shot RAW Image Denoising** is geared towards training neural networks for raw image denoising in scenarios where paired data is limited.
- **Demosaic for HybridEVS Camera** is to reconstruct HybridEVS’s raw data which contains event pixels and defect pixels into RGB images.
- **Nighttime Flare Removal** is to improve nighttime image quality by removing lens flare effects.

2. MIPI 2024 Few-shot RAW Image Denoising

To promote the development of RAW image denoising and gradually shift from training methods based on paired data or noise model calibration to a training strategy utilizing few-shot fine-tuning. This challenge aims to advance research on few-shot RAW image denoising.

2.1. Datasets

In this competition, we collected paired data from 30 different scenes using cameras from two different manufacturers. Each scene includes two different ISO settings, five different brightness settings, and for each setting, 5 shots were taken. To obtain clean RAW images as ground truth, we employed multi-frame fusion denoising during the process of creating the ground truth. One camera model was used to train on data from two scenes, while the other model was used to train on data from five scenes. Both camera models used data from five scenes for validation and were tested on the remaining scenes. Participants can use these data

for fine-tuning or directly train on these data. Additionally, we provide a simple image signal processing pipeline for participants to visualize the denoised RAW data. The final RGB data is used for evaluation. Since we have not disclosed the camera models, participants cannot use the data for training through calibration methods. However, participants can use publicly available RAW datasets for pre-training. Our dataset provides 1920×1920 RAW patches for fine-tuning and validation, and all RAW data are in the Bayer pattern.

2.2. Evaluation

We employ the standard Peak Signal To Noise Ratio (PSNR) and the Structural Similarity Index (SSIM) for evaluation. SSIM is calculated in grayscale, as is commonly used in the literature. To integrate two evaluation metrics on the same scale, we adopted the following approach:

$$Score = \log_k(SSIM \times k^{PSNR}), \quad (1)$$

which equals to

$$Score = PSNR + \log_k(SSIM). \quad (2)$$

In our implementation, $k = 1.2$. Participants can view these metrics of their submission to optimize the model’s performance.

2.3. Challenge Phase

The challenge consisted of the following phases:

1. **Development:** The registered participants get access to the data and baseline code, and are able to train the models and evaluate their methods locally (only with the train split).
2. **Validation:** The participants can upload their models to the remote server to check the fidelity scores on the validation dataset, and to compare their results on the validation leaderboard.
3. **Testing:** The participants submit their final results, code, models, and factsheets.

3. Challenge Results

Among 165 registered participants, 7 teams successfully submitted their results, code, and factsheets in the final test phase. Table 1 reports the final test results and rankings of the teams. The methods evaluated in Table 1 are briefly described in Section 4 and the team members are listed in Appendix. Finally, the MiAlgo_AI team is the first place winner of this challenge, while BigGuy team win the second place and SFNet-FR team is the third place, respectively.

4. Methods

MiVideoNR This team proposes a calibration-free two-stage pipeline for learning from synthetic noise to real

Table 1. Results of MIPI 2024 challenge on few-shot RAW image denoising. Best, second and third are denoted in **red**, **blue** and **bold**, respectively.

Team name	PSNR	SSIM	Score
MiVideoNR	31.225 ₍₁₎	0.9542 ₍₂₎	30.9645 ₍₁₎
Samsung [†]	30.965 ₍₂₎	0.9545 ₍₁₎	30.7064 ₍₂₎
AIIA	29.981 ₍₃₎	0.9487 ₍₃₎	29.6886 ₍₃₎
MS-Denoimer	29.926 ₍₅₎	0.9481 ₍₄₎	29.6300 ₍₄₎
MyTurn	29.926 ₍₄₎	0.9447 ₍₆₎	29.6096 ₍₅₎
HBNU	29.734 ₍₆₎	0.9462 ₍₅₎	29.4263 ₍₆₎
Erlong Mountain Team	23.433 ₍₇₎	0.9121 ₍₇₎	22.9211 ₍₇₎

[†]Full name: Samsung MX(Mobile eXperience) Business & Samsung Research China - Beijing (SRC-B)

noise. In the first stage, the authors pre-train NAFNet [9] from scratch using an enormous synthetic noise set. They use high-quality clean images from two DSLR datasets [3, 4] and add noise modeling from Poission-Gaussian distribution to form training samples. In order to enlarge the randomness and diversity of the noise parameters, the authors carefully design a pattern-augment module to disturb the initial noise parameter and an intensity-augment module to amplify the noise by different ratios (see Figure 1), which enhance the network with strong generalization ability for efficiently adapting to specific camera sensor. This stage is train with the batch size 8 and patch size 224 for around 300k iterations. The model is optimized by AdamW optimizer using L1 loss, with the initial learning rate of $3e - 4$, which decreases by 0.6 in 100k and 200k iterations. In the second stage, the authors use the provided paired real data to fine-tune the network without any modifications of the structures, with the batch size 4 and patch size 640 for around 5k iterations. The model is optimized by AdamW optimizer using L1 loss, with the initial learning rate of $1e - 4$ and decreases by 0.6 in 1k and 3k iterations. To further strengthen the generalization ability and boost the performance in real-world scenarios, the authors combine the predictions of four models with different image entry characteristics (*i.e.* different input resolutions and whether to keep the negative value of the noise data) to obtain more robust denoising results.

Samsung¹ We propose to train a powerful pre-trained model using real data from different cameras to solve the weak generalization ability of the model on unseen data. Our model architecture is basically the same as the Restormer [30] model as shown in Fig. 2, but with 4 channels as input and output as our task is in raw space instead of sRGB space. The training phase is comprised of two main processes: pre-training and fine-tuning. For pre-training stage, to train a model with strong generalization, we col-

¹Full name: Samsung MX(Mobile eXperience) Business & Samsung Research China - Beijing (SRC-B)

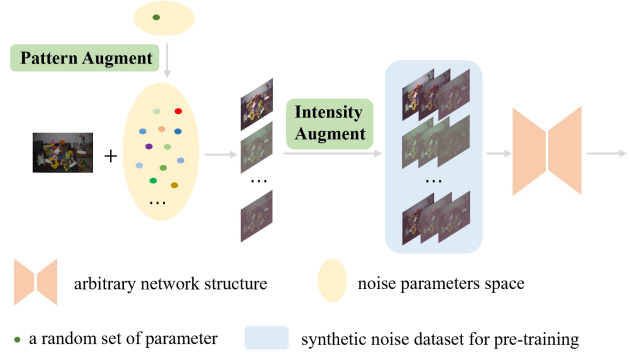


Figure 1. Illustration of the pre-train stage of team MiVideoNR.

lected a dataset with more than 1500 pairs using our DSLR cameras as described in the paper [27] to pre-train model. However, we observed that there is a color difference between the prediction and GT during the pre-training. To solve the color bias issue, we design a color loss as shown below:

$$L_c = \left| \frac{\hat{y}}{\hat{M}} - \frac{y}{M} \right| + |\hat{M} - M|,$$

in which the L_c is color loss, \hat{y} is the predicted pixel, y is the GT, \hat{M} and M are the two mean values of all the 4 channels of the predicted and the ground truth respectively. In the final, our loss is like below:

$$L = L_1 + \alpha L_c,$$

in which we set $\alpha = 0.5$, but will adjust it during the training process to balance the color loss and the L_1 loss. For fine-tuning, the model only uses L_1 loss to train on the training dataset provided by the organizer. Concretely, we use AdamW [20] optimizer ($\beta_1 = 0.9$, $\beta_2 = 0.999$, weight decay 0.0001) with the cosine annealing strategy, where the learning rate gradually decreases from the initial learning rate 5×10^{-5} to 1×10^{-7} for 5×10^5 iterations in pre-training stage while the learning rate gradually decreases from the initial learning rate 1×10^{-6} to 1×10^{-7} for 2×10^5 iterations in fine-tuning stage. The training batch size is set to 20 and patch size is 180. Horizontal/vertical flipping and rotation are used for data augmentation. All experiments are conducted on A100 GPU. To further improve performance of result during inference, self-ensemble is employed to produce the final results. Specifically, rotation and horizontal flipping are applied to the input images to obtain a set of images. These images are then input into our model. The final prediction is made by taking the mean of these outputs.

AIIA Due to the characteristics of few-shot tasks, insufficient data often has a certain impact on model effectiveness. For higher-level tasks, pretrained models are commonly integrated into the network to enhance performance in downstream tasks. Leveraging this approach, we integrate the

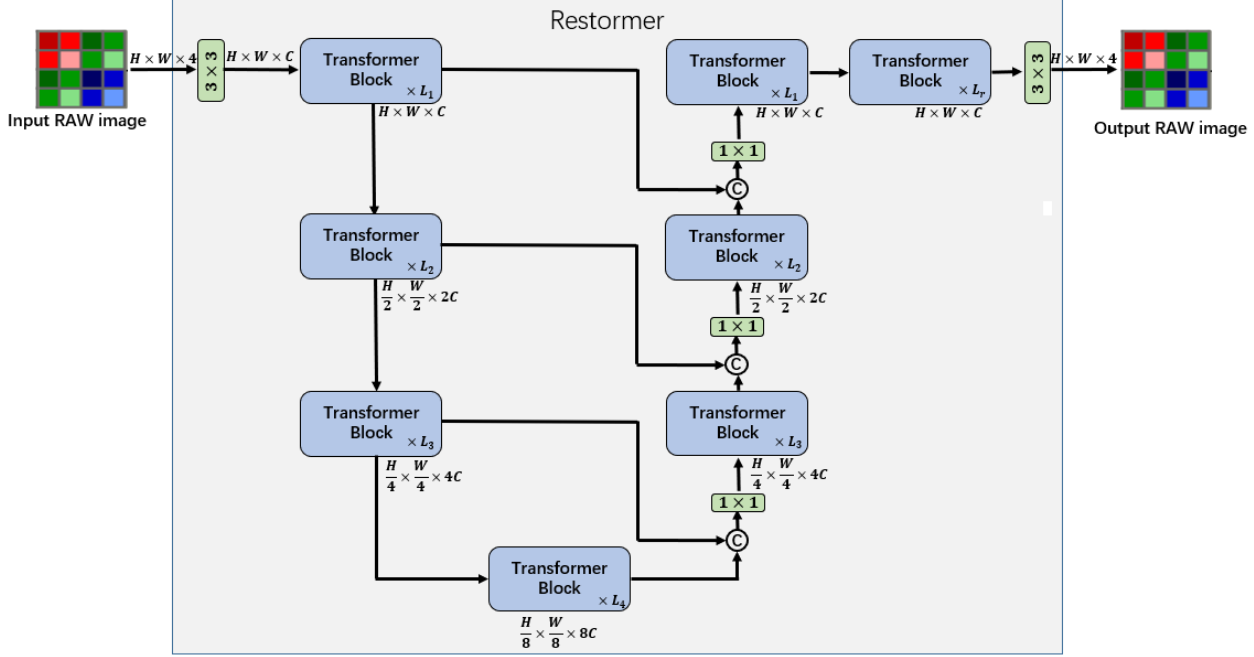


Figure 2. Model Framework of Samsung

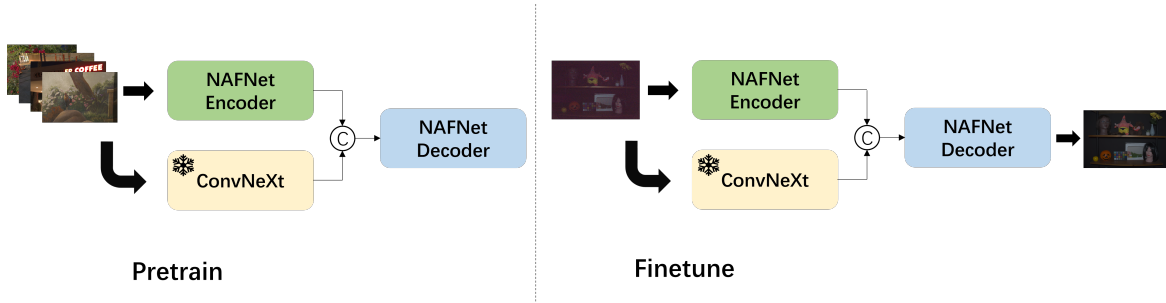


Figure 3. Illustration of the two stages of team AIIA

ConvNeXt [19] network, which has been pretrained on the ImageNet [11] dataset, into our network architecture. The primary aim is to leverage the powerful modeling capabilities demonstrated by this structure on large-scale datasets to strengthen our network’s feature extraction and denoising abilities, thereby improving the model’s generalization capability. This method not only utilizes pretrained ConvNeXt’s efficient feature extraction capabilities but also enhances the model’s denoising performance. The specific work is as follows (see Figure 3): In the first phase, we add a prior branch to the NAFNet [9] network and pretrain it on the SID [8] dataset using five virtual cameras [26]. In the second phase, we fine-tune the network using paired real data, following a process similar to that used in LED [17]. The model employs an L1 loss and is optimized with Adam, trained during the pretraining phase with a learning rate that decreases from $2e - 4$ to 0 over 289,800 iterations. In the fine-tuning phase, we significantly increase the number of

iterations to 45,000, with the learning rate decreasing from $2e - 4$ to 0. Finally, in order to further improve the denoising results, we first flip and rotate the images as the input to the model, then restore and average the outputs.

MS-Denoimer This team proposes a Multi-Stage Denoiser with Spatial and Channel-wise Attention (MS-Denoimer, see Figure 4) for raw image denoising. Specifically, it utilizes a local and non-local multi-head self-attention mechanism [6, 12] to capture spatial correlations and a channel-wise multi-head self-attention mechanism [5, 13, 30] to address channel-specific dependencies. These elements compose basic units: Spatial Multi-head Self-Attention Blocks (S-MSABs) and Channel-wise Multi-head Self-Attention Blocks (C-MSABs), which are alternately built up the single-stage Denoising Transformer (Denoimer). The Denoimer exploits a U-shaped structure to extract multi-resolution contextual information. Finally,

the MS-Denoiser, cascaded by several Denoisers, progressively improves the reconstruction quality from coarse to fine. For training, the authors pre-train MS-Denoiser on the SID [8] dataset and finetune it with Camera1 and Camera2 train sets. The objective of the model was to minimize the Charbonnier loss. The authors employ the Adam optimizer with hyperparameters $\beta_1 = 0.9$ and $\beta_2 = 0.999$. The pre-training learning rate is $4e-4$ and the fine-tuning learning rate is $1e-4$. The pre-training and fine-tuning process spanned 300 epochs and 200 epochs, respectively. The cosine annealing scheduler with linear warm-up was utilized. In the final inference stage, the authors integrate test time augmentation and model ensemble, including horizontal flip, vertical flip, and 90-degree rotation.

MyTurn In the low-level domain, the U-Net architecture has been widely used. This team modifies the NAFNet [9], which is based on the U-Net architecture, by increasing the number of blocks in the encoder as well as the network’s channel count. The authors divide the training into three stages. In the first stage, the authors pretrain the model on the SID-Sony A7S2 dataset [8]. In the second stage, the authors model the noise as a heteroscedastic Gaussian distribution. For each image under a camera id, the authors perform linear regression between the clean image and the noise to obtain the noise parameters. Then the authors finetune the model on a noise dataset synthesized based on MIPI dataset to narrow down the domain gap(see Figure 5). Finally, in the third stage, the author performs the last fine-tuning on the MIPI dataset. Through two fine-tuning operations, neural networks can more easily learn the distribution of noise information. For training, the authors randomly cropped 384×384 patches from the training images as inputs. The model is trained with L1 Charbonnier loss [29]. The learning rate is initialized as 1×10^{-4} , and gradually reduces to 1×10^{-7} with the cosine annealing. In the final inference stage, the authors use self-ensemble strategy to get eight images. These images output will be averaged to get the final result.

HBNU Fine-tuning is widely utilized across various fields due to its ability to achieve remarkable performance even with a small amount of data. This team introduced a denoising architecture iteratively fine-tuning, leveraging the LED [17]. During the training phase, we initially performed fine-tuning of the dataset provided by the MIPI competition with a pre-trained model using the training strategy of PMN [14] and the ELD [26] dataset. The fine-tuned model was then used to iteratively fine-tune the dataset provided by the MIPI competition. The proposed method involves initially utilizing a pre-trained model from a different domain to obtain features, but through iterative fine-tuning, the model can better understand and incorporate the characteristics of

specific tasks or domains. Additionally, the model becomes more suitable for specific tasks, alleviating issues of overfitting. During the testing phase, Test-Time Data Augmentation [23] was applied to enhance the predictions of the image. As described in [23], The original image, along with images rotated by 90° , 180° , and 270° , as well as the vertically flipped image and its rotations by 90° , 180° , and 270° , totaling 8 images, are denoising and then averaging. This team training dataset by randomly cropping a 512×512 region. The model utilized the Adam optimizer and underwent 1000 iterations. The learning rate was fixed at 10^{-4} during the training. Finally, the OMNR branch was trained for 500 iterations with a learning rate of 10^{-5} .

Erlong Mountain Team U-Net has been widely used in many application fields due to its excellent image segmentation ability and efficient network structure. The team proposed a denoising network based on UNet++[32] in a low-light environment. By integrating the UNet++ network with the CBAM [28] module, we ensure that the deep semantic information in the image is learned, which preserves the original information and effectively removes the noise present in the image. The authors divide the training into two phases. The first phase blends the datasets provided by the MIPI competition with the ELD [26] and SID[8] datasets and augments their data, increasing the number of datasets ensures the robustness of the network and prevents overfitting during training (see Figure 7). In the second stage, the authors will train a hybrid dataset on the network, and the input images will be processed by the UNet++ network model, and finally the denoising will be obtained to obtain a clear image. Specifically, the network model contains four CBAM modules that process feature maps through channel attention and spatial attention after each downsampling step of UNet to enhance their discrimination while preserving important spatial information. This ensemble approach combines the CBAM module with the structure of the UNet model, allowing the UNet model to benefit from the CBAM module and improve its feature extraction and representation capabilities.

Before conducting network training, we drew on the noise modeling methods used in ELD [26] and the data augmentation methods in PRDNM[14], with the aim of establishing more accurate noise models in low light environments and further removing noise. For training, the authors randomly cropped a 512×512 region from the training set and performed random inversion/rotation enhancement data. The model is trained for 1800 epochs using the Adam optimizer and a combination of SmoothLoss and MS-SSIM as the loss function. The base learning rate is set to 2×10^{-4} and the minimum learning rate is set to 10^{-5} . The optimizer restarts every 600 epochs and the learning rate is halved on restarts.

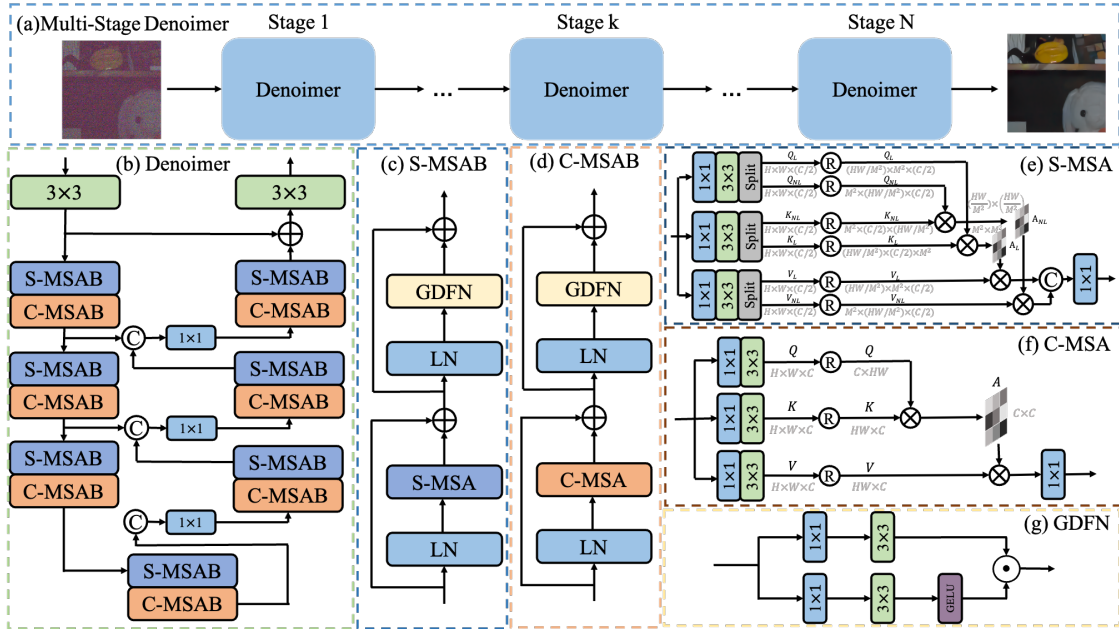


Figure 4. Diagram of MS-Denoiser. (a) The diagram of the Multi-Stage Denoiser. (b) The diagram of the single-stage Denoiser. (c) The diagram of the Spatial Multi-head Self-attention Block (S-MSAB). (d) The diagram of the Channel-wise Multi-head Self-attention Block (C-MSAB). (e) The illustration of the Spatial Multi-head Self-Attention (S-MSA). (f) The illustration of the Channel-wise Multi-head Self-Attention (C-MSA). (g) The illustration of the Gated-DConv Feedforward Network (GDFN).

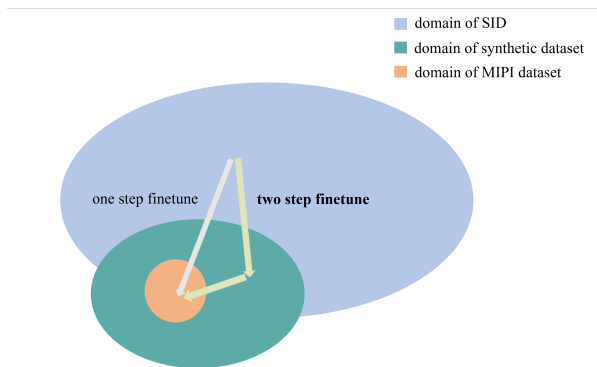


Figure 5. Illustration of the two step finetune strategy of team MyTurn

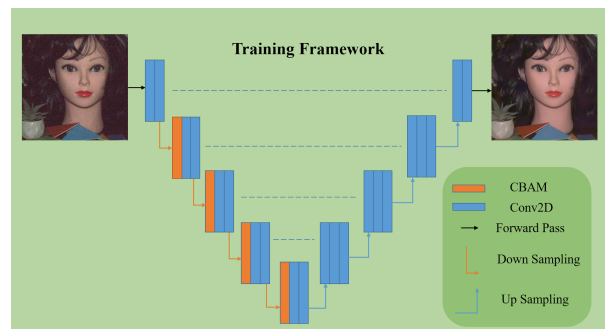


Figure 7. Illustration of the training framework of team Erlong Mountain Team.

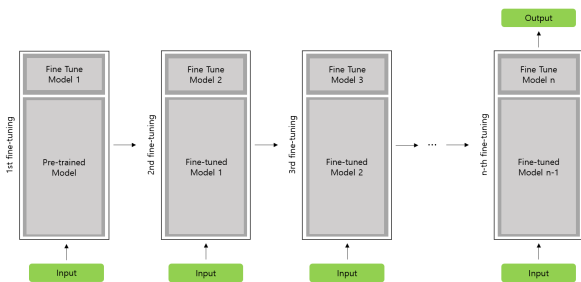


Figure 6. Illustration of the fine-tuning iteration proposed by the HBNU team.

5. Conclusions

In this report, we review and summarize the methods and results of MIPI 2024 challenge on Few-shot RAW Image Denoising.

The MIPI 2024 Few-shot RAW Image Denoising Challenge aimed to advance the state-of-the-art in image denoising by focusing on few-shot learning techniques, accommodating the scarcity of paired data. The competition utilized datasets from diverse scenes captured with different camera manufacturers under varying ISO and brightness settings, specifically designed to challenge participants in training robust denoising models. The evaluation was based on PSNR and SSIM metrics, integrated through a unique scor-

ing formula to balance the two. The challenge proceeded through development, validation, and testing phases, allowing participants to refine their models with a structured approach to tackling few-shot denoising tasks. Out of 165 registered teams, 7 made it to the final submission, showcasing a range of innovative solutions. The winning team, MiVideoNR, demonstrated superior performance in both PSNR and the combined score, closely followed by Samsung and AIIA, indicating a competitive and high-caliber field of entries. The diversity of approaches and the close competition underscores the challenge’s success in pushing forward the boundaries of few-shot RAW image denoising research.

As for the methods, various teams introduced advanced and diverse methodologies for raw image denoising, demonstrating the field’s innovative approaches to overcoming limitations posed by insufficient data. Despite their differences, these methods share common themes and strategies:

- **Pre-training and Fine-tuning Strategy:** All teams have widely adopted strategies to overcome limited real-world data, utilizing extensive pre-training on synthetic or large datasets followed by fine-tuning on task-specific data.
- **Synthetic to Real Noise Transition:** Besides the naive pre-training and fine-tuning strategy, several teams developed methods to bridge the gap between synthetic noise and real-world noise conditions, enhancing the realism and diversity of training samples.
- **Domain-specific Challenges:** Specialized techniques to address challenges like color fidelity and low-light conditions, demonstrating a tailored approach to noise characteristics.
- **Ensemble and Augmentation Techniques:** Use of ensemble methods and test-time augmentation to improve model robustness and performance across varied noise conditions.
- **DNN and Attention Mechanisms:** All teams utilized state-of-the-art neural architectures, including NAFNet [9], Restormer [30], and U-Net variants [25], integrating spatial and channel-wise attention mechanisms for enhanced feature extraction and denoising performance.

6. Teams and Affiliations

MiVideoNR

Title: From Synthetic to Real: A Calibration-free Pipeline for Few-shot Raw Image Denoising

Members:

Ruoqi Li¹ (liruoqi@xiaomi.com)
 Chang Liu¹ Ziyi Wang¹ Yao Du¹ Jingjing Yang¹
 Long Bao¹ Heng Sun¹

Affiliations:

¹ Video Algorithm Group, Camera Department, Xiaomi Inc., China

Samsung MX(Mobile eXperience) Business & Samsung Research China - Beijing (SRC-B)

Title: Restormer based Few Shot RAW Denoising

Members:

Xiangyu Kong¹ (xiangyu.kong@samsung.com)
 Xiaoxia Xing¹ Jinlong Wu¹ Yuanyang Xue¹ Jingfan Tan³ Zikun Liu¹ Hyunhee Park² Sejun Song²
 Changho Kim² Wenhan Luo³

Affiliations:

¹ Samsung Research China - Beijing (SRC-B)
² Department of Camera Innovation Group, Samsung Electronics
³ Sun Yat-sen University

AIIA

Title: Transferring Pretrained Model for Few-shot Raw Image Denoising

Team Leader:

MingDe Qiao¹ (mingdeqiao@gmail.com)

Members:

Junjun Jiang¹ Kui Jiang¹ Yao Xiao¹ Chuyang Sun¹
 Jinhui Hu² Weijian Ruan²

Affiliations:

¹ Harbin Institute of Technology, China
² Smart City Research Institute of China Electronics Technology Group Corporation

MS-Denoimer

Title: MS-Denoimer: Multi-Stage Denoiser with Spatial and Channel-wise Attention for Raw Image Denoising

Members:

Yubo Dong (ybdong@stu.xidian.edu.cn)

Affiliations:

¹ Xidian University, Xi’an, China
² Nanyang Technological University, Singapore

MyTurn

Title: Domain Adaption Network

Members:

Kai Chen (chen_kai@stu.xidian.edu.cn)

Affiliations:

University of Electronic Science and Technology of China, China

HBNU

Title: Enhancing Few-shot RAW Image Denoising through Iterative Fine-tuning and Test Time Data Augmentation

Members:

Hyejeong Jo¹ (jhjmain27@gmail.com)
 Huiwon Gwon¹ Sunhee Jo¹

Affiliations:

¹ National Hanbat University, Daejeon, South Korea

Erlong Mountain Team

Title: DeUnet: An Unet++ Network for Low-light Denoising

Members:

Jiahao Qin¹ (q656673477@gmail.com)

Bingjie Han¹ Pinle Qin¹ Rui Chai¹ Pengyuan Wang¹

Affiliations:

¹ North University of China, China

References

- [1] Abdelrahman Abdelhamed, Stephen Lin, and Michael S Brown. A high-quality denoising dataset for smartphone cameras. In *CVPR*, 2018. 1
- [2] Antoni Buades, Bartomeu Coll, and J-M Morel. A non-local algorithm for image denoising. In *CVPR*, 2005. 1
- [3] Vladimir Bychkovsky, Sylvain Paris, Eric Chan, and Frédo Durand. Learning photographic global tonal adjustment with a database of input / output image pairs. In *The Twenty-Fourth IEEE Conference on Computer Vision and Pattern Recognition*, 2011. 3
- [4] Jianrui Cai, Hui Zeng, Hongwei Yong, Zisheng Cao, and Lei Zhang. Toward real-world single image super-resolution: A new benchmark and a new model. In *Proceedings of the IEEE International Conference on Computer Vision*, 2019. 3
- [5] Yuanhao Cai, Jing Lin, Xiaowan Hu, Haoqian Wang, Xin Yuan, Yulun Zhang, Radu Timofte, and Luc Van Gool. Mask-guided spectral-wise transformer for efficient hyperspectral image reconstruction. In *Proceedings of the IEEE/CVF Conference on Computer Vision and Pattern Recognition*, pages 17502–17511, 2022. 4
- [6] Yuanhao Cai, Jing Lin, Haoqian Wang, Xin Yuan, Henghui Ding, Yulun Zhang, Radu Timofte, and Luc V Gool. Degradation-aware unfolding half-shuffle transformer for spectral compressive imaging. *Advances in Neural Information Processing Systems*, 35:37749–37761, 2022. 4
- [7] Chen Chen, Qifeng Chen, Jia Xu, and Vladlen Koltun. Learning to see in the dark. In *CVPR*, 2018. 2
- [8] Chen Chen, Qifeng Chen, Jia Xu, and Vladlen Koltun. Learning to see in the dark. In *Proceedings of the IEEE/CVF Conference on Computer Vision and Pattern Recognition (CVPR)*, 2018. 1, 4, 5
- [9] Xiaojie Chu, Liangyu Chen, and Wenqing Yu. Nafssr: Stereo image super-resolution using nafnet. In *Proceedings of the IEEE/CVF Conference on Computer Vision and Pattern Recognition (CVPR) Workshops*, pages 1239–1248, 2022. 3, 4, 5, 7
- [10] Yuekun Dai, Chongyi Li, Shangchen Zhou, Ruicheng Feng, Qingpeng Zhu, Qianhui Sun, Wenxiu Sun, Chen Change Loy, Jinwei Gu, Shuai Liu, et al. Mipi 2023 challenge on nighttime flare removal: Methods and results. In *Proceedings of the IEEE/CVF Conference on Computer Vision and Pattern Recognition*, pages 2852–2862, 2023. 2
- [11] Jia Deng, Wei Dong, Richard Socher, Li-Jia Li, Kai Li, and Li Fei-Fei. Imagenet: A large-scale hierarchical image database. In *2009 IEEE Conference on Computer Vision and Pattern Recognition*, pages 248–255, 2009. 4
- [12] Yubo Dong, Dahua Gao, Yuyan Li, Guangming Shi, and Danhua Liu. Degradation estimation recurrent neural network with local and non-local priors for compressive spectral imaging. *arXiv preprint arXiv:2311.08808*, 2023. 4
- [13] Yubo Dong, Dahua Gao, Tian Qiu, Yuyan Li, Minxi Yang, and Guangming Shi. Residual degradation learning unfolding framework with mixing priors across spectral and spatial for compressive spectral imaging. In *Proceedings of the IEEE/CVF Conference on Computer Vision and Pattern Recognition*, pages 22262–22271, 2023. 4
- [14] Hansen Feng, Lizhi Wang, Yuzhi Wang, and Hua Huang. Learnability enhancement for low-light raw denoising: Where paired real data meets noise modeling. In *Proceedings of the 30th ACM International Conference on Multimedia*, 2022. 5
- [15] Hansen Feng, Lizhi Wang, Yuzhi Wang, and Hua Huang. Learnability enhancement for low-light raw denoising: Where paired real data meets noise modeling. In *ACM MM*, 2022. 1
- [16] Xin Jin, Ling-Hao Han, Zhen Li, Chun-Le Guo, Zhi Chai, and Chongyi Li. Dnf: Decouple and feedback network for seeing in the dark. In *CVPR*, 2023. 1
- [17] Xin Jin, Jia-Wen Xiao, Ling-Hao Han, Chunle Guo, Ruixun Zhang, Xialei Liu, and Chongyi Li. Lighting every darkness in two pairs: A calibration-free pipeline for raw denoising. 2023. 1, 2, 4, 5
- [18] Jaakko Lehtinen, Jacob Munkberg, Jon Hasselgren, Samuli Laine, Tero Karras, Miika Aittala, and Timo Aila. Noise2noise: Learning image restoration without clean data. In *CVPR*, 2018. 1
- [19] Zhuang Liu, Hanzi Mao, Chao-Yuan Wu, Christoph Feichtenhofer, Trevor Darrell, and Saining Xie. A convnet for the 2020s, 2022. 4
- [20] Ilya Loshchilov and Frank Hutter. Decoupled weight decay regularization. In *International Conference on Learning Representations*, 2019. 3
- [21] Qianhui Sun, Qingyu Yang, Chongyi Li, Shangchen Zhou, Ruicheng Feng, Yuekun Dai, Wenxiu Sun, Qingpeng Zhu, Chen Change Loy, Jinwei Gu, et al. Mipi 2023 challenge on rgbw remosaic: Methods and results. In *Proceedings of the IEEE/CVF Conference on Computer Vision and Pattern Recognition*, pages 2877–2884, 2023. 2
- [22] Qianhui Sun, Qingyu Yang, Chongyi Li, Shangchen Zhou, Ruicheng Feng, Yuekun Dai, Wenxiu Sun, Qingpeng Zhu, Chen Change Loy, Jinwei Gu, et al. Mipi 2023 challenge on rgbw fusion: Methods and results. In *Proceedings of the IEEE/CVF Conference on Computer Vision and Pattern Recognition*, pages 2870–2876, 2023. 2
- [23] Radu Timofte, Rasmus Rothe, and Luc Van Gool. Seven ways to improve example-based single image super resolution. In *Proceedings of the IEEE conference on computer vision and pattern recognition*, pages 1865–1873, 2016. 5
- [24] Dmitry Ulyanov, Andrea Vedaldi, and Victor Lempitsky. Deep image prior. In *CVPR*, 2018. 1

- [25] Zhendong Wang, Xiaodong Cun, Jianmin Bao, Wengang Zhou, Jianzhuang Liu, and Houqiang Li. Uformer: A general u-shaped transformer for image restoration. In *IEEE Conference on Computer Vision and Pattern Recognition*, 2022. [7](#)
- [26] Kaixuan Wei, Ying Fu, Yinqiang Zheng, and Jiaolong Yang. Physics-based noise modeling for extreme low-light photography. page 1–1, 2021. [4](#), [5](#)
- [27] Kaixuan Wei, Ying Fu, Yinqiang Zheng, and Jiaolong Yang. Physics-based noise modeling for extreme low-light photography. *IEEE Transactions on Pattern Analysis and Machine Intelligence*, 2021. [1](#), [2](#), [3](#)
- [28] Sanghyun Woo, Jongchan Park, Joon-Young Lee, and In So Kweon. Cbam: Convolutional block attention module. In *Computer Vision – ECCV 2018*, pages 3–19, Cham, 2018. Springer International Publishing. [5](#)
- [29] Bingzhe Wu, Haodong Duan, Zhichao Liu, and Guangyu Sun. Srpgan: Perceptual generative adversarial network for single image super resolution, 2017. [5](#)
- [30] Syed Waqas Zamir, Aditya Arora, Salman Khan, Munawar Hayat, Fahad Shahbaz Khan, and Ming-Hsuan Yang. Restormer: Efficient transformer for high-resolution image restoration. In *Proceedings of the IEEE/CVF conference on computer vision and pattern recognition*, pages 5728–5739, 2022. [3](#), [4](#), [7](#)
- [31] Kai Zhang, Wangmeng Zuo, Yunjin Chen, Deyu Meng, and Lei Zhang. Beyond a gaussian denoiser: Residual learning of deep cnn for image denoising. *IEEE TIP*, 2017. [1](#)
- [32] Zongwei Zhou, Md Mahfuzur Rahman Siddiquee, Nima Tajbakhsh, and Jianming Liang. Unet++: Redesigning skip connections to exploit multiscale features in image segmentation. pages 1856–1867. IEEE, 2019. [5](#)
- [33] Qingpeng Zhu, Wenxiu Sun, Yuekun Dai, Chongyi Li, Shangchen Zhou, Ruicheng Feng, Qianhui Sun, Chen Change Loy, Jinwei Gu, Yi Yu, et al. Mipi 2023 challenge on rgb+ tof depth completion: Methods and results. In *Proceedings of the IEEE/CVF Conference on Computer Vision and Pattern Recognition*, pages 2863–2869, 2023. [2](#)