

Exploring Alternative Cosmologies with the LSST: Simulated Forecasts and Current Observational Constraints

Dharmendra Kumar^{1,*}, Ayan Mitra^{2,3,†}, Shahnawaz A. Adil^{4,‡} and Anjan A. Sen^{5,§}

¹*Malaviya National Institute of Technology Jaipur-302017, India*

²*Center for AstroPhysical Surveys,*

National Center for Supercomputing Applications,

University of Illinois Urbana-Champaign, Urbana, IL, 61801, USA

³*Department of Astronomy,*

University of Illinois at Urbana-Champaign, Urbana, IL 61801, USA

⁴*Department of Physics, Jamia Millia Islamia, New Delhi-110025, India*

⁵*Centre for Theoretical Physics,*

Jamia Millia Islamia, New Delhi-110025, India

(Dated: June 12, 2024)

In recent years, the Lambda Cold Dark Matter (Λ CDM) model, which has been pivotal in cosmological studies, has faced significant challenges due to emerging observational and theoretical inconsistencies. This paper explores alternative cosmological models to address these discrepancies, using simulated three years photometric Supernovae Ia data from the Legacy Survey of Space and Time (LSST), supplemented with additional Pantheon+, Union, and the recently released Dark Energy Survey 5 Years (DESY5) supernova compilations and Baryon Acoustic Oscillation (BAO) measurements. We assess the constraining power of these datasets on various dynamic dark energy models, including CPL, BA, JBP, SCPL, and GCG. Our analysis demonstrates that the LSST with its high precision data, can provide tighter constraints on dark energy parameters compared to other datasets. Additionally, the inclusion of BAO measurements significantly improves parameter constraints across all models. Except for Pantheon+, we find that across all the cosmological datasets, and the dark energy models considered in this work, there is a consistent deviation from the Λ CDM model that exceeds a 2σ significance level. Our findings underscore the necessity of exploring dynamic dark energy models, which offer more consistent frameworks with fundamental physics and observational data, potentially resolving tensions within the Λ CDM paradigm. Furthermore, the use of simulated LSST data highlights the survey's potential in offering significant advantages for exploring alternative cosmologies, suggesting that future LSST observations would play a crucial role.

I. INTRODUCTION

Over the past two decades, the Lambda Cold Dark Matter (Λ CDM) cosmological model has been instrumental in explaining a vast array of cosmological observations successfully. Yet, as we've transitioned into an era marked by high-precision cosmology—bolstered by richer, deeper, and higher-resolution data—some cracks in the Λ CDM model have surfaced. Notably, certain discrepancies have emerged that challenge its comprehensiveness, some of which are becoming increasingly significant (Aluri et al. [1], Perivolaropoulos and Skara [2], Kamionkowski and Riess [3], Di Valentino et al. [4], Krishnan et al. [5], Abdalla et al. [6], Krishnan et al. [7], Smith et al. [8], Sola Peracaula [9]).

The Λ CDM model, combining the cosmological constant (Λ) and cold dark matter (CDM), has long been the cornerstone of cosmological understanding, owing to its strong alignment with a wide range of observational data, such as the Cosmic Microwave Background [10], Type Ia supernova observations [11], and Baryon Acoustic Oscillations [12]. However, despite its glory, this model faces several significant challenges, both observational and theoretical.

Observationally, the tensions between the values of H_0 obtained from CMB observations [13] and SNIa observations ([14–16]) pose serious challenges on the viability of the existing Λ CDM model. The SNIa observations from the SH0ES team [16], provide the most accurate model independent calculation of H_0 value using the low- z measurements of local Cepheids variables in the host SNIa. Which is estimated $\sim 73.30 \pm 1.04$ Km/sec/Mpc. This creates a strong 5σ tension (popularly labelled as the Hubble tension) with the H_0 measurement value of 67.36 ± 0.54 Km/sec/Mpc obtained

* 12dharmendra13@gmail.com

† ayan@illinois.edu

‡ shazadil14@gmail.com

§ aasen@jmi.ac.in

from the CMB observations [13]. Besides this strong observational disagreement, there are multiple theoretical disagreements too, on the validity of the Λ CDM model.

Theoretically, from the standpoint of string theory, the existence of a stable de Sitter (dS) vacuum, which is essential for the Λ CDM model, is highly problematic. String theory suggests that such vacua might not exist, or are at least extremely difficult to construct [17–19]. This fundamental issue raises serious concerns about the feasibility of the Λ CDM model, which relies on a positive cosmological constant to describe the accelerated expansion of the Universe.

Furthermore, the Λ CDM model posits a constant dark energy component, Λ , which is inconsistent with the predictions of quantum field theory (QFT). QFT predicts a vacuum energy density that is many orders of magnitude larger than what is observed, leading to what is known as the cosmological constant problem ([20, 21]). This stark discrepancy suggests that the current understanding of Λ may be incomplete or fundamentally flawed.

Alternative cosmological models propose dynamic dark energy components, such as quintessence fields, which evolve over time and do not remain constant. These models can naturally arise in an anti-de Sitter (AdS) vacuum, which is more consistent with string theory ([22, 23]). Unlike de Sitter vacua, there are numerous consistent solutions in an AdS background, making these scenarios theoretically robust ([24, 25]). This indicates that focusing exclusively on a de Sitter phase might be limiting and that exploring AdS scenarios could provide more viable alternatives.

The empirical success of the Λ CDM model cannot be overlooked, yet its theoretical underpinnings remain contentious. The reliance on a positive Λ leads to a universe that will eventually settle into a de Sitter phase, a scenario fraught with challenges from both string theory and QFT perspectives. Consequently, it is essential to explore alternative cosmological models that involve dynamic dark energy evolving towards an AdS vacuum, as these may offer a more consistent framework with fundamental physics and observational data.

II. BACKGROUND

For a homogeneous and isotropic universe, the space-time metric is described by the Friedmann-Lemaître-Robertson-Walker (FLRW) metric:

$$ds^2 = -dt^2 + a^2(t) (dx^2 + dy^2 + dz^2),$$

where, $a(t)$ is the scale factor.

Using the FLRW metric, the solution to Einstein's field equations gives the two Friedmann equations:

$$3H^2 = \frac{8\pi G}{3} \sum_i \rho_i, \quad (1)$$

$$2\dot{H} + 3H^2 = -4\pi G \sum_i p_i, \quad (2)$$

where $H \equiv \dot{a}/a$ is the Hubble parameter, ρ_i is the energy density, and p_i is the pressure for the i -th fluid. Here, $i = m$ represents matter density, $i = r$ represents radiation density, and $i = de$ represents the total dark energy density in the universe. The continuity equation is thus expressed as:

$$\dot{\rho}_i + 3H(\rho_i + p_i) = 0, \quad (3)$$

For matter, setting $p = 0$, we can write $\rho_m = \rho_{m0}a^{-3}$. Similarly for radiation density $p = \frac{1}{3}\rho$, so $\rho_r = \rho_{r0}a^{-4}$, and, finally for the dark energy part, we assumed equation of state parameter $w = \frac{p}{\rho}$ and can be written as

$$\rho_{de} = \rho_{de0} \exp\left(-3 \int_{a_0}^a (1+w) da/a\right), \quad (4)$$

And we can also write Hubble parameter as,

$$H^2(z) = H_0^2 \left(\Omega_m(1+z)^3 + \Omega_r(1+z)^4 + (1 - \Omega_m - \Omega_r) \exp\left[3 \int \frac{1+w}{1+z} dz\right] \right). \quad (5)$$

where $\Omega_m = \frac{8\pi G}{3H_0^2} \rho_{m0}$, $\Omega_r = \frac{8\pi G}{3H_0^2} \rho_{r0}$ and $\Omega_{de} = \frac{8\pi G}{3H_0^2} \rho_{de0}$, are the present value of matter density, radiation density, dark energy density respectively with the flatness condition $\Omega_m + \Omega_r + \Omega_{de} = 1$ and H_0 is Hubble constant, present value of Hubble parameter $H(z)$.

A. Dark Energy Models

Now to solve equation 5, we need to consider some form of equation of state for dark energy (w). Here, we consider five widely used parameterizations of w which are : CPL Chevallier and Polarski [26], Linder [27], BA Barboza and Alcaniz [28], JBP Bagla et al. [29], SCPL Pantazis et al. [30], and GCG Thakur et al. [31]. The form of w for these parameterizations are as follows:

$$\begin{aligned}
 w(z) &= w_0 + w_a \frac{z}{1+z} \quad (CPL) \\
 w(z) &= w_0 + w_a \frac{z(1+z)}{1+z^2} \quad (BA) \\
 w(z) &= w_0 + w_a \frac{z}{(1+z)^2} \quad (JBP) \\
 w(z) &= w_0 + w_a \left(\frac{z}{1+z} \right)^7 \quad (SCPL) \\
 w(z) &= -\frac{w_0}{w_0 + (1-w_0)(1+z)^{3(1+w_a)}} \quad (GCG)
 \end{aligned} \tag{6}$$

B. Supernova Ia

Type Ia supernovae (SN Ia) are believed to be the result of the thermonuclear disruption of a carbon-oxygen white dwarfs which reaches the Chandrasekhar-mass limit of stability ($M_{Ch} \sim 1.4M$ solar mass) by accreting matter from a companion Hoyle and Fowler [32]. SNIa light curves show remarkable homogeneity after correcting for stretch and color parameters. Observed flux from SNIa can be used to compute the luminosity distance D_L . For an FLRW Universe, with a dark energy component EoS $w(z)$ the D_L is given as,

$$D_L = (1+z) \frac{c}{H_0} \int_0^z \frac{dz'}{E(z')} \tag{7}$$

where distance D_L is in megaparsecs (Mpc) and $E(z')$ is normalised Hubble parameter ($H(z)/H_0$) given as,

$$E(z) = \sqrt{\Omega_m(1+z)^3 + (1-\Omega_m) \exp\left(3 \int_0^z \frac{1+w(z')}{1+z'} dz'\right)} \tag{8}$$

and the distance modulus μ can be related to the D_L (for a flat Universe with a constant EoS dark energy $w = -1$) as

$$\mu = 5 \log(D_L/10\text{pc}), \tag{9}$$

therefore SNIa provides a direct and robust method to probe dark energy. Over the last two decades, numerous studies have utilized Type Ia Supernovae (SNIa) as the primary probe for investigating dark energy Rest et al. [33], Betoule et al. [34], Sullivan et al. [35], Dhawan et al. [36]. Through successive SNIa programs, our precision in understanding dark energy has significantly improved, with efforts still ongoing Kessler et al. [37], Linder and Mitra [38], Mitra and Linder [39].

III. LSST: OVERVIEW

The Legacy Survey of Space and Time (LSST), conducted by the Vera C. Rubin Observatory collaboration, represents a paradigm shift in astrophysical surveys with its unparalleled scope and technical sophistication. Scheduled to begin in 2023, the LSST will deploy an advanced observational apparatus, featuring an 8.4 m primary mirror with a 6.7 m effective aperture and a state-of-the-art 3200-megapixel camera, yielding a wide field of view of 9.6 square degrees. The LSST is designed to survey approximately 18,000 square degrees of the southern sky over a decade, utilizing six optical passband filters to facilitate deep, wide, and fast observations. The survey aims to amass over 32 trillion observations of 20 billion galaxies and a similar number of stars, achieving a depth of 24th magnitude in its six filter bands, spanning wavelengths from ultraviolet to near-infrared Cahn [40], Ivezić et al. [41]. These efforts

are projected to catalog millions of supernovae, among other transient phenomena, offering an unprecedented dataset for probing the dark Universe. The Dark Energy Science Collaboration (DESC) [42], comprising nearly 1,000 members, intends to harness this vast trove of data to extract high-precision measurements of fundamental cosmological parameters, leveraging prior data challenges to refine analysis pipelines in anticipation of the survey’s extensive data output (DESC) et al. [43], Sánchez et al. [44].

IV. DATASETS

A. Simulated LSST SNIa Data

In this analysis, we used simulated LSST SNIa data as the primary data to compare with our existing results and the dark energy constraining powers with different dark energy models listed above. The details of the simulation is based on Mitra et al. [45].

The SN data is generated using the LSST Dark Energy Science Collaboration (DESC) time domain (TD) pipeline and SNANA code Kessler et al. [46], consisting of four main stages illustrated in Fig. 3 of Mitra et al. [45]. This includes SN brightness standardisation via a Light Curve (LC) fit stage, simulations for bias correction, and a BBC stage for Hubble diagram production before the last stage, cosmology fitting. We used a redshift binned Hubble diagram and the associated covariance matrix produced from the BBC stage to perform cosmological fitting.

A brief explanation of how the LSST SNIa mock data are composed, is given below (more details can be found in sec. 4 of SNANA-Manual [47]). An input cosmology corresponding to a model is provided, for standard cosmology, the default is $\Omega_m = 0.3150$, $\Omega_\Lambda = 0.6850$, $w_0 = -1$, $w_a = 0$. The curvature is computed internally as $\Omega_k = 1 - \Omega_m - \Omega_\Lambda$. It is based on cosmological parameters from Planck 2018 Aghanim et al. [13]. In addition, the parameter H_0 is set to 70.0 km/s/Mpc, this value is tied to SALT2 training. SALT2 lightcurve model generates observer frame magnitudes. The noise in the simulation is computed as follows :

$$\sigma_{\text{SIM}}^2 = [F + (A \cdot b) + (F \cdot \sigma_{\text{ZPT}})^2 + \sigma_0 \cdot 10^{0.4 \cdot \text{ZPT}_{\text{pe}}} + \sigma_{\text{host}}^2] S_{\text{SNR}}^2 \quad (10)$$

where F is the simulated flux in photoelectron (p.e.), A is the noise equivalent area given by, $A = [2\pi \int \text{PSF}^2(r, \theta) r dr]^{-1}$ where PSF stands for the Point Spread Function, b is the background per unit area (includes sky + CCD readouts + dark current), S_{SNR} is an empirically determined scale that depends on the signal-to-noise ratio, the three σ terms correspond to zero point uncertainty, flux calibration uncertainty and underlying host galaxy uncertainty. These terms can be determined empirically from fits that match simulated uncertainties to those from the survey designs.

The SNIa dataset used is composed of spectroscopically (z_{spec}) and photometrically (z_{phot}) identified SNIa candidates combined together. Based on PLAsTiCC Allam et al. [48] “ z_{spec} ” sample is composed of two sets of events whose spectroscopic redshifts have an accuracy of $\sigma_z \sim 10^{-5}$. The first subset is made up of spectroscopically confirmed events whose redshift is predicted to be accurate by the 4MOST spectrograph de Jong et al. [49], which is being built by the European Southern Observatory and is expected to become operational in 2023. 4MOST is situated at a latitude similar to that of the Rubin Observatory in Chile. The second subset is composed of photometrically identified events with an accurate host galaxy redshift determined by 4MOST. The second subset has about $\sim 60\%$ more events than the first subset. For the photometric sample, host galaxy photo- z was used as a prior (adapted from Kessler et al. [37]). The photometric redshift and rms uncertainty was based on Graham et al. [50]. The whole simulation was re-done based on the PLAsTiCC DDF data [51]. Additional low redshift spectroscopic data was used from the DC2 analysis (simulated with WFD cadence). Mitra et al. [45] simulated only SNIa and no contamination (eg. core collapse, peculiar SNe etc) was considered. The covariance matrix used corresponds to the stat+syst where syst is all individual systematics combined. Seven systematics in total were considered, which are detailed in Table 3 of Mitra et al. [45]. The Hubble diagram is unbinned and contains a total of 5784 SNIa candidates, as shown in Fig. 1, composed of both spectroscopic and photometric candidates.

B. Pantheon+ compilations

We use the SNe Ia distance moduli measurements from the Pantheon+ sample Brout et al. [52], which consists of 1701 light curves of 1550 distinct SNe Ia ranging in the redshift interval $z \in [0.001, 2.26]$. We refer to this dataset as **Pantheon-Plus**. We also consider the SH0ES Cepheid host distance anchors, which gives constraints on both M_B and H_0 . When utilizing SH0ES Cepheid host distances, the SNe Ia distance residuals are modified following the relationship eq.(14) of Brout et al. [52].

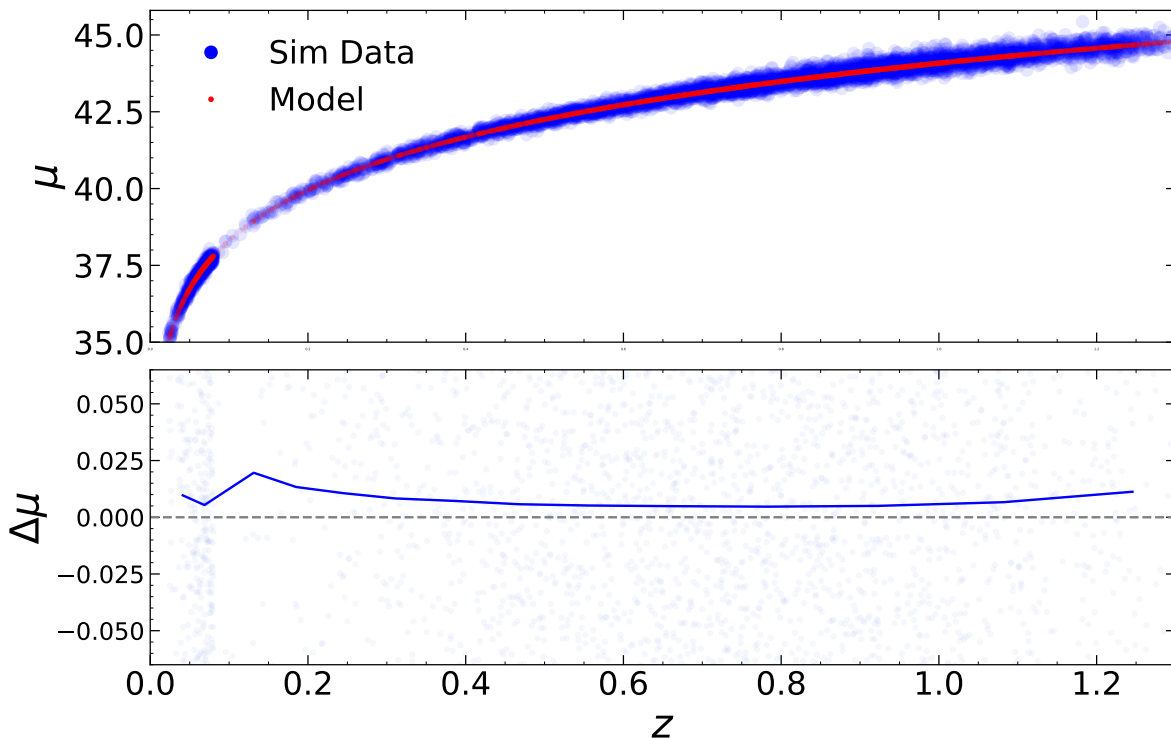


FIG. 1: Plot illustrating the Hubble diagram for Λ CDM cosmology model with simulated LSST data. The bottom panel shows the Hubble residual plot with respect to true cosmology.

C. DESY5 compilations

We use Type Ia supernovae (SN Ia) discovered and measured over the full five years of the Dark Energy Survey (DES) Supernova Program. This includes 1635 DES SNe in the redshift range $0.10 < z < 1.13$ that meets the quality selection criteria and can be used to constrain cosmological parameters. To calibrate these 1635 SNe, we have used a high-quality external low-redshift sample consisting of 194 SN Ia spanning $0.025 < z < 0.10$. Consequently, we utilize 1829 distance modulus observations of SN Ia from the DESY5 compilation Abbot et al. [53].

D. UNION 3.0 compilations

We use updated “Union” compilation of 2087 cosmologically useful SNe Ia from 24 datasets (“Union3”). In our analysis we have used 22 binned modulus distance observations of Union3 compilations Rubin et al. [54].

E. BAO 2021 compilations

From the latest compilation of Baryon Acoustic Oscillation (BAO) distance and expansion rate measurements from the SDSS collaboration, we use 14 BAO measurements, which is, the isotropic BAO measurements of $D_V(z)/r_d$ (where $D_V(z)$ and r_d are the spherically averaged volume distance, and sound horizon at baryon drag, respectively) and anisotropic BAO measurements of $D_M(z)/r_d$ and $D_H(z)/r_d$ (where $D_M(z)$ and $D_H(z) = c/H(z)$ are the comoving angular diameter distance and the Hubble distance, respectively), as compiled in Table 3 of Alam et al. [55].

In the likelihood analysis of the different parameters we have used uniform priors. We have used Markov Chain Monte Carlo (MCMC) method to make the parameter estimation. We used MCMC sampler, EMCEE, Goodman and Weare [56], Foreman-Mackey et al. [57] in Python. We have studied these MCMC chains using the program GetDist [58].

V. RESULTS & DISCUSSIONS

In this section, we present the outcomes of our analysis. We explored six distinct dark energy models detailed in subsection II A, aiming to compare their impacts using various observational datasets including Pantheon-Plus, LSST, Union3, and DESY5, with and without the BAO 2021 compilations. Throughout our analysis, we fixed the values of Ω_m and H_0 at 0.3 and 70 respectively, and examined all dark energy models across the $w_0 - w_a$ plane.

When considering LSST data without BAO constraints, for the CPL model, we find w_0 and w_a to be -0.929 ± 0.025 and -0.20 ± 0.16 respectively. The error bars were 2.7% for w_0 and 80% for w_a . Similarly, for the BA model, the values were -0.935 ± 0.020 and -0.24 ± 0.20 with error bars of 2.1% for w_0 and 83% for w_a . Furthermore, for the JBP model, constraints were -0.920 ± 0.031 and -0.34 ± 0.27 , with error bars of 3.4% and 79.4% respectively. For the SCPL model, we obtained constraints of -0.959 ± 0.005 for w_0 and $-0.10^{+1.8}_{-3.7}$ for w_a , with error percentages of 0.52% and inconclusive constraint for w_a as depicted in Figure 5. Finally, for the GCG-Thawing model, we find w_0 and w_a to be 0.932 ± 0.014 and $-2.21^{+0.28}_{-0.77}$ respectively, with error percentages of 15% and 37.1% respectively. Additionally, for the GCG-Tracker model, the values are $0.966^{+0.006}_{-0.007}$ and $-0.637^{+0.084}_{-0.35}$ respectively, with error percentages of 0.01% and 56.5% respectively. Incorporating the BAO 2021 compilations did not significantly change the parameter values for this dataset. This could be attributed to tighter constraints from LSST only which is dominating the constraints on these parameters.

For Pantheon-Plus compilations, we find the constraints on w_0 as 10.9%, 8.9%, 13.04%, 4.55%, 9.44% and 5% for CPL, BA, SCPL, GCG-Thawing and GCG-Tracker models, respectively. The constraint on w_a parameter in all of these models are quite large. The addition of BAO 2021 compilations significantly improves the constraints on these parameters for all the model as shown in Table I. Similarly, for DESY5 data, the constraints on w_0 are 7.27%, 5.8%, 8.7%, 1.5% and 3.25% and 1.82% for CPL, BA, JBP, SCPL, GCG-Thawing and GCG-tracker models respectively. Lastly, We analysed all these models with Union3 data. Here we find constraints on w_0 as 21.73%, 16.44%, 38.14%, 7.53%, 13.4% and 9.78% respectively for CPL, BA, JBP, SCPL, GCG-Thawing and GCG-Tracker models. It is important to note that addition of BAO 2021 compilations dataset significantly improves the constraints for all these mentioned models. For this dataset as well, the constraints on w_a are very large for all the models analysed. The constraints on the parameters are presented in Table I for reference. Also, We have presented the 2σ posteriors for all the relevant models using different dataset in Figures 2, 3, 4, 5, 6, 7. The red solid lines in these figures represent the constraints from LSST data. We find all the dark energy models have a very tight constraint from LSST data as compared to rest of the data. This could be attributed to very large number of data points (which is 5784) from LSST measurements.

A. Comparisons with Λ CDM model

It is interesting to note that in all models and observational data sets, we find the equation of state to be non-phantom, except for the JBP model, particularly with the DESY5 data, where we observe a phantom equation of state. In Figure 2, the CPL model shows deviations from the standard Λ CDM model exceeding 2σ for the LSST, DESY5, and Union3 data compilations. For the CPL model with Pantheon-Plus data, the deviation is between 1σ and 2σ . Additionally, in Figure 2, we see that adding BAO 2021 data does not reduce the discrepancies with Λ CDM for the CPL model. In the case of the BA model, as shown in Figure 3, the deviations persist similarly to the CPL model. The LSST, DESY5, and Union3 compilations show deviations exceeding 2σ , while the Pantheon-Plus data shows a 1σ deviation. Adding the BAO 2021 compilations to this model increases the deviations, highlighting the tension with the Λ CDM model. We observe a similar trend for the rest of the models, as illustrated in Figures 4, 5, 6, and 7.

VI. CONCLUSIONS

In this section, we conclude our analysis. Recent observations have revealed significant deviations (over 2σ) from the standard Λ CDM model Abbot et al. [53], Bocquet et al. [59]. Furthermore, tensions within the model have become more apparent in recent years, particularly when measuring various cosmological parameters across different observational scenarios. Most famous tensions include the tensions surrounding the Hubble constant H_0 (Perivolaropoulos and Skara [2], Di Valentino et al. [4], Abdalla et al. [6], Verde et al. [60], Riess [61], Di Valentino et al. [62], Schöneberg et al. [63], Shah et al. [64], Di Valentino [65], Hu and Wang [66] and the amplitude of matter fluctuations S_8 (Di Valentino and Bridle [67], Di Valentino et al. [68], Nunes and Vagnozzi [69]). These discrepancies indicate the potential presence of new physics within the Dark Energy sector, highlighting the need for a deeper exploration of alternative models and theoretical frameworks to achieve a more precise cosmological understanding Di Valentino et al. [70], Kamionkowski

TABLE I: Results for five different cosmological models within 1σ limit.

LSST			LSST+BAO	
Models	w_0	w_a	w_0	w_a
CPL	-0.929 ± 0.025	-0.20 ± 0.16	-0.931 ± 0.024	-0.18 ± 0.16
BA	-0.935 ± 0.020	-0.24 ± 0.20	-0.938 ± 0.019	-0.21 ± 0.19
JBP	-0.920 ± 0.031	-0.34 ± 0.27	-0.925 ± 0.030	-0.29 ± 0.26
SCPL	-0.959 ± 0.005	$-0.10^{+1.8}_{-3.7}$	-0.958 ± 0.005	$-0.6^{+1.3}_{-3.3}$
GCG-thawer	0.932 ± 0.014	$-2.21^{+0.28}_{-0.77}$	0.933 ± 0.014	$-2.18^{+0.29}_{-0.80}$
GCG-tracker	$0.966^{+0.006}_{-0.007}$	$-0.637^{+0.084}_{-0.35}$	$0.965^{+0.006}_{-0.006}$	$-0.692^{+0.079}_{-0.30}$
PantheonPlus			PantheonPlus+BAO	
CPL	-0.92 ± 0.10	-0.05 ± 0.64	-0.899 ± 0.68	$-0.08^{+0.39}_{-0.32}$
BA	-0.919 ± 0.082	$-0.07^{+0.82}_{-0.74}$	-0.901 ± 0.058	$-0.10^{+0.45}_{-0.37}$
JBP	-0.92 ± 0.12	-0.0 ± 1.0	-0.926 ± 0.090	-0.13 ± 0.71
SCPL	-0.923 ± 0.042	-0.0 ± 2.3	-0.907 ± 0.040	$-0.6^{+1.3}_{-3.3}$
GCG-thawer	$0.885^{+0.067}_{-0.050}$	$-2.08^{+0.36}_{-0.89}$	$0.874^{+0.064}_{-0.050}$	$-1.97^{+0.85}_{-0.41}$
GCG-tracker	$0.943^{+0.042}_{-0.022}$	$-0.28^{+0.23}_{-0.69}$	$0.927^{+0.041}_{-0.034}$	$-0.648^{+0.094}_{-0.34}$
DESY5			DESY5+BAO	
CPL	-0.990 ± 0.072	-0.26 ± 0.57	$-0.968^{+0.039}_{-0.046}$	$-0.09^{+0.36}_{-0.29}$
BA	-0.980 ± 0.057	0.28 ± 0.72	$-0.962^{+0.031}_{-0.036}$	$0.06^{+0.43}_{-0.34}$
JBP	-1.002 ± 0.087	0.43 ± 0.87	-1.005 ± 0.064	$0.48^{+0.65}_{-0.58}$
SCPL	-0.958 ± 0.014	-0.0 ± 2.3	-0.956 ± 0.013	$-0.4^{+1.4}_{-3.5}$
GCG-thawer	$0.941^{+0.024}_{-0.019}$	$-2.05^{+0.57}_{-0.92}$	$0.940^{+0.023}_{-0.018}$	-2.00 ± 57
GCG-tracker	$0.971^{+0.015}_{-0.0093}$	$-0.11^{+0.33}_{-0.86}$	$0.965^{+0.014}_{-0.012}$	$-0.53^{+0.14}_{-0.44}$
Union3			Union3+BAO	
CPL	-0.69 ± 0.15	-0.85 ± 0.79	-0.746 ± 0.094	$-0.40^{+0.43}_{-0.35}$
BA	-0.73 ± 0.12	-0.96 ± 0.97	-0.768 ± 0.080	$-0.43^{+0.49}_{-0.39}$
JBP	$-0.64^{+0.20}_{-0.14}$	$-1.4^{+1.0}_{-1.4}$	-0.70 ± 0.14	-0.81 ± 0.83
SCPL	-0.836 ± 0.063	-0.0 ± 2.3	-0.823 ± 0.055	$-0.6^{+1.2}_{-3.3}$
GCG-thawer	0.731 ± 0.098	$-2.18^{+0.29}_{-0.81}$	0.724 ± 0.90	$-2.05^{+0.54}_{-0.85}$
GCG-tracker	$0.882^{+0.071}_{-0.049}$	$-0.41^{+0.15}_{-0.58}$	0.856 ± 0.056	$-0.767^{+0.050}_{-0.22}$

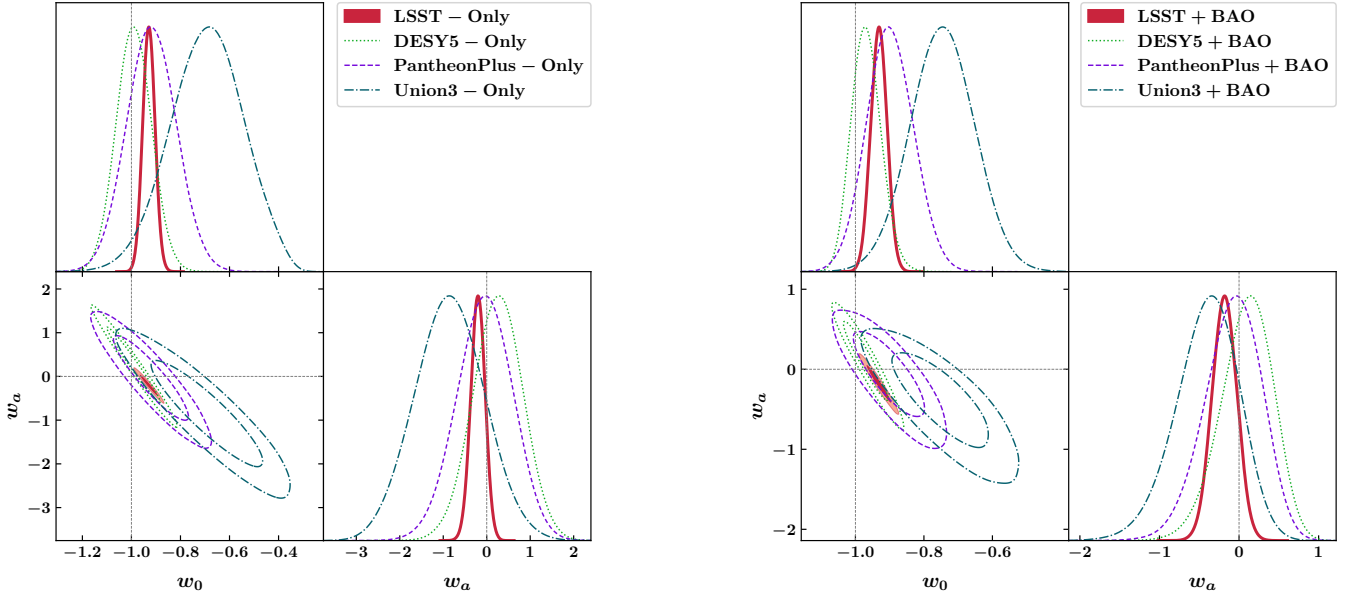


FIG. 2: Left panel: CPL with LSST, DESY5, PantheonPlus and Union3 Data. Right panel: CPL with LSST+BAO, DESY5+BAO, PantheonPlus+BAO and Union3+BAO data. Where black dashed line represents the Λ CDM point (fiducial cosmology, $w_0, w_a = -1, 0$). All dark energy contours shown (here and after) are 2σ constraint ellipses.

and Riess [71], Vagnozzi [72]. In this work, we have considered six distinct dark energy models and have studied them

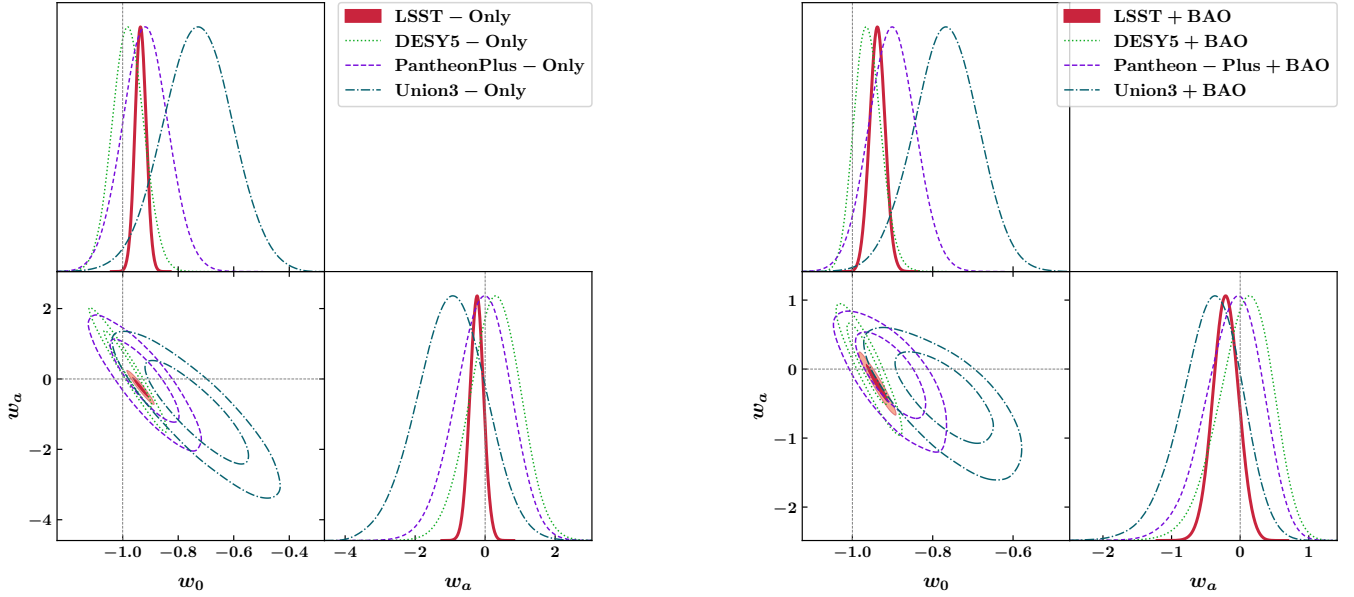


FIG. 3: Left panel: BA with LSST, DESY5, PantheonPlus and Union3 Data. Right panel:BA with LSST+BAO, DESY5+BAO, PantheonPlus+BAO and Union3+BAO data. Where black dashed line represents the Λ CDM point.

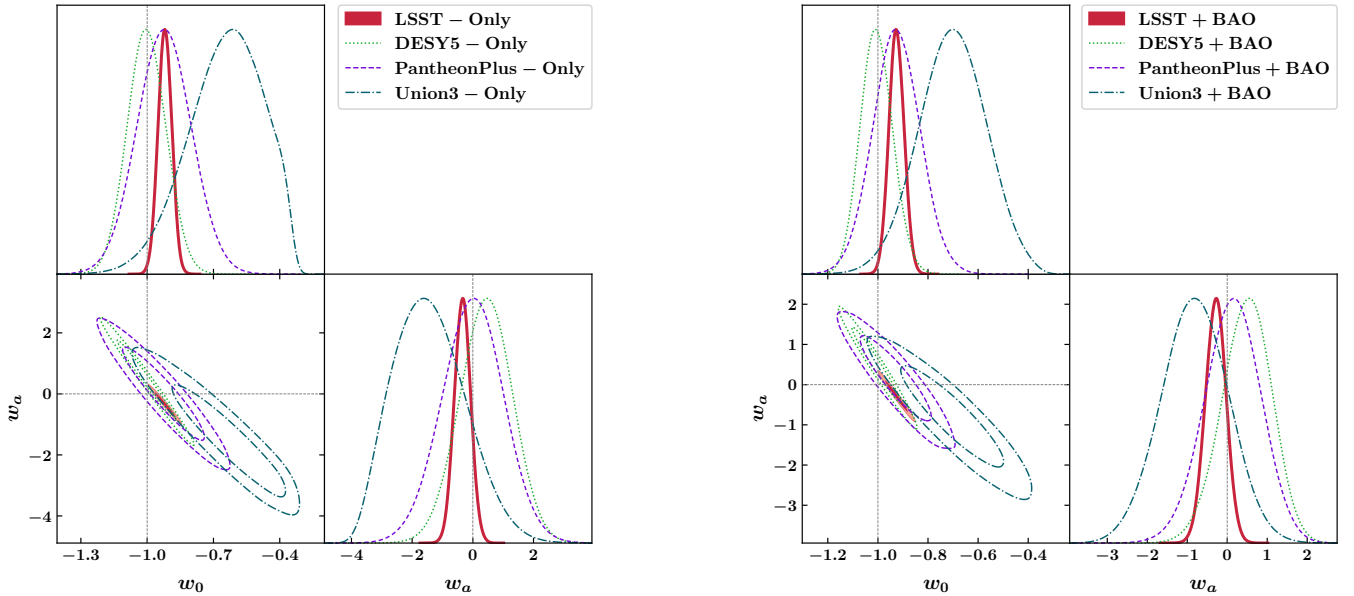


FIG. 4: Left panel: JBP with LSST, DESY5, PantheonPlus and Union3 Data. Right panel:JBP with LSST+BAO, DESY5+BAO, PantheonPlus+BAO and Union3+BAO data. Where black dashed line represents the Λ CDM point.

using recent cosmological observations. For all the dark energy models using different cosmological dataset, We find a significant deviation from Λ CDM model of more than 2σ order as shown in subsection V A. Additionally, in Section V, we showed that the constraints for all dark energy models were most tighter when using the LSST data set, due to the large number of data points available from LSST observations. However, it is important to note that only with the LSST and BAO compilations, the constraints did not improve much, indicating no significant effect of BAO data on LSST observations. This was not observed with other data sets such as Pantheon-Plus, DESY5, and Union3, where the constraints improved with the addition of BAO compilations. Exploring these models with the latest DESI BAO compilations DESI et al. [73] could reveal improvements over the BAO 2021 compilations. In our work, we did not find good constraints on the w_a parameter for the SCPL and GCG models using local observational data sets. In

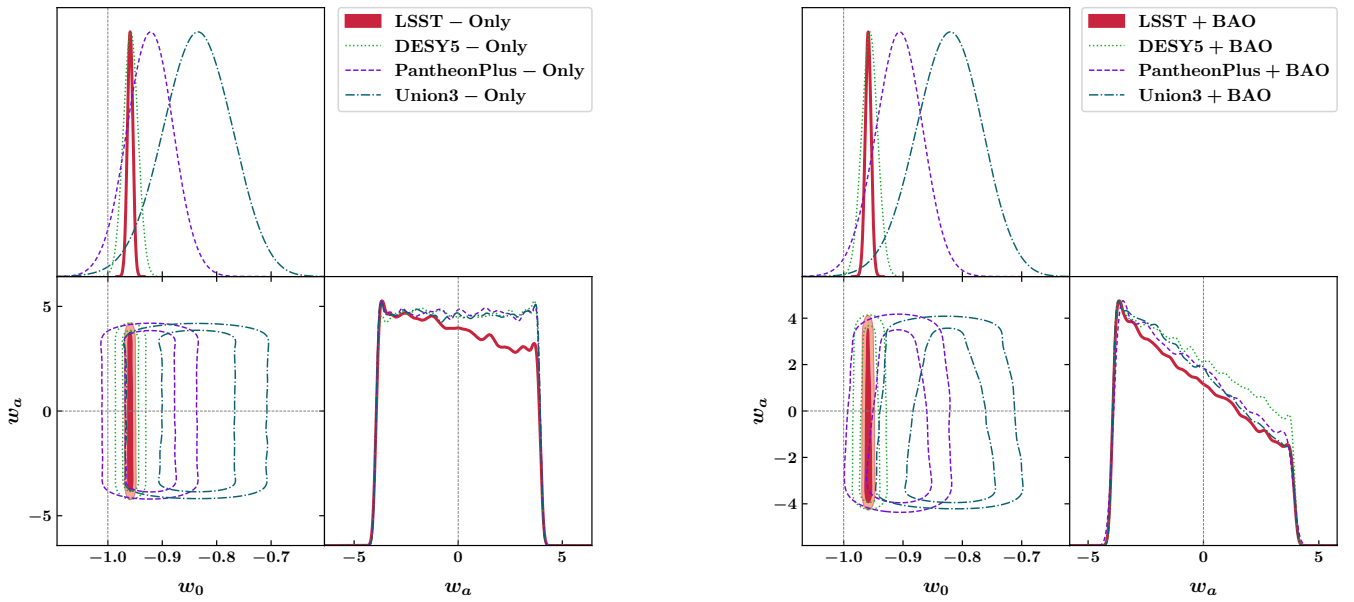


FIG. 5: Left panel: SCPL with LSST, DESY5, PantheonPlus and Union3 Data. Right panel: SCPL with LSST+BAO, DESY5+BAO, PantheonPlus+BAO and Union3+BAO data. Where black dashed line represents the Λ CDM point.

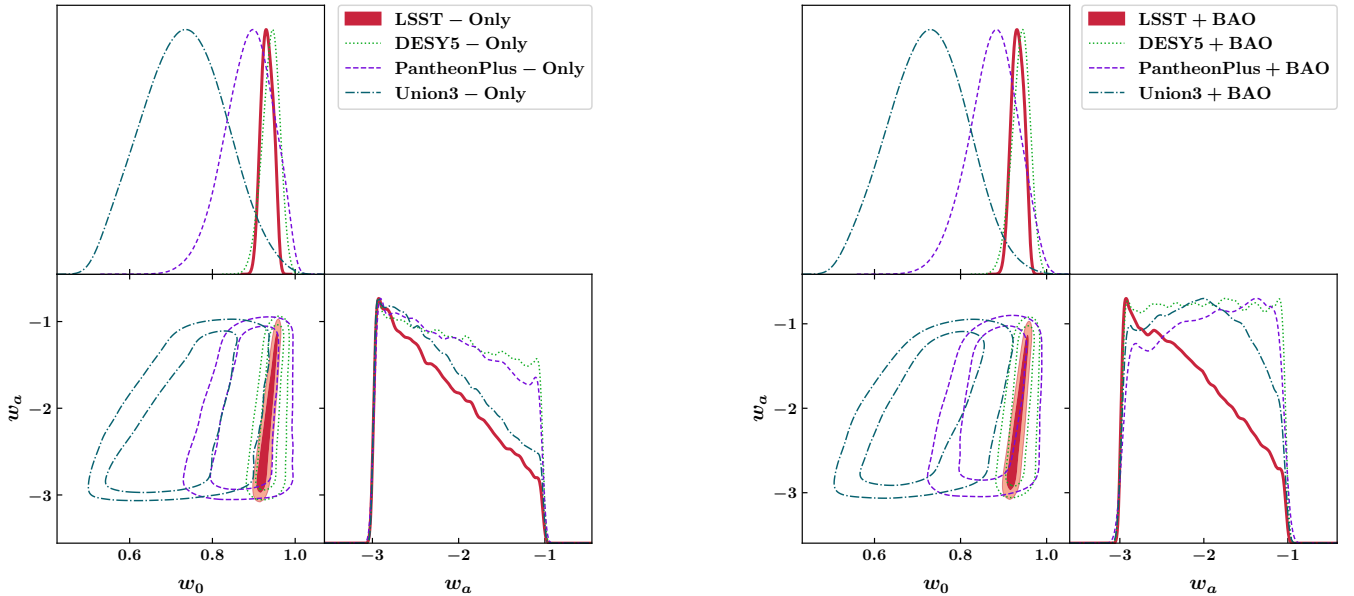


FIG. 6: Left panel: GCG-Thawer with LSST, DESY5, PantheonPlus and Union3 Data. Right panel: GCG-Thawer with LSST+BAO, DESY5+BAO, PantheonPlus+BAO and Union3+BAO data. Where black dashed line represents the Λ CDM point.

the future, we plan to incorporate early-time observations, such as those from Planck, to further explore these models in the context of recent cosmological tensions. Additionally, the LSST survey, once operational from 2025 onwards, will release data over the next ten years. While this work is only based on three years of simulated LSST SNIa data, the richer data provided by LSST will help address the recent emerging tensions and shed more light on the need to explore models beyond the Λ CDM model with greater precision.

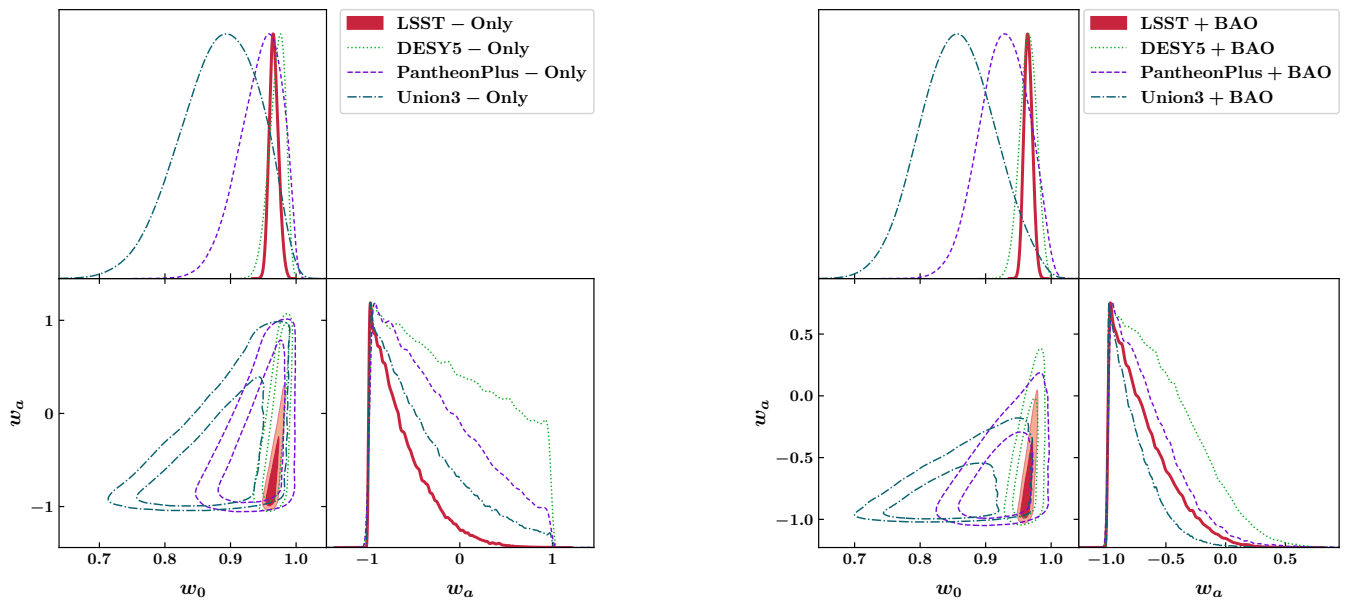


FIG. 7: Left panel: GCG-Tracker with LSST, DESY5, PantheonPlus and Union3 Data. Right panel: GCG-Tracker with LSST+BAO, DESY5+BAO, PantheonPlus+BAO and Union3+BAO data. Where black dashed line represents the Λ CDM point.

VII. DATA AVAILABILITY

The data used in this work is available from authors upon request.

ACKNOWLEDGMENTS

AM thanks Richard Kessler and the LSST DESC TD team for the production of the LSST dataset. AAS acknowledges the funding from SERB, Govt of India under the research grant no. CRG/2020/004347. DK acknowledges the CTP, JMI for the research facilities, and MNIT Jaipur for the computing facilities.

-
- [1] Pavan Kumar Aluri et al. Is the observable Universe consistent with the cosmological principle? *Class. Quant. Grav.*, 40(9):094001, 2023. doi:10.1088/1361-6382/acbfec.
 - [2] Leandros Perivolaropoulos and Foteini Skara. Challenges for Λ CDM: An update. *New Astron. Rev.*, 95:101659, 2022. doi:10.1016/j.newar.2022.101659.
 - [3] Marc Kamionkowski and Adam G. Riess. The Hubble Tension and Early Dark Energy. 11 2022.
 - [4] Eleonora Di Valentino, Olga Mena, Supriya Pan, Luca Visinelli, Weiqiang Yang, Alessandro Melchiorri, David F. Mota, Adam G. Riess, and Joseph Silk. In the realm of the Hubble tension—a review of solutions. *Class. Quant. Grav.*, 38(15):153001, 2021. doi:10.1088/1361-6382/ac086d.
 - [5] Chethan Krishnan, Roya Mohayaee, Eoin Ó. Colgáin, M. M. Sheikh-Jabbari, and Lu Yin. Does Hubble tension signal a breakdown in FLRW cosmology? *Class. Quant. Grav.*, 38(18):184001, 2021. doi:10.1088/1361-6382/ac1a81.
 - [6] Elcio Abdalla et al. Cosmology intertwined: A review of the particle physics, astrophysics, and cosmology associated with the cosmological tensions and anomalies. *JHEAp*, 34:49–211, 2022. doi:10.1016/j.jheap.2022.04.002.
 - [7] Chethan Krishnan, Roya Mohayaee, Eoin Ó. Colgáin, M. M. Sheikh-Jabbari, and L. Yin. Hints of FLRW breakdown from supernovae. *Phys. Rev. D*, 105(6):063514, 2022. doi:10.1103/PhysRevD.105.063514.
 - [8] Tristan L. Smith, Matteo Lucca, Vivian Poulin, Guillermo F. Abellan, Lennart Balkenhol, Karim Benabed, Silvia Galli, and Riccardo Murgia. Hints of early dark energy in Planck, SPT, and ACT data: New physics or systematics? *Phys. Rev. D*, 106(4):043526, 2022. doi:10.1103/PhysRevD.106.043526.
 - [9] Joan Sola Peracaula. The cosmological constant problem and running vacuum in the expanding universe. *Phil. Trans. Roy. Soc. Lond. A*, 380:20210182, 2022. doi:10.1098/rsta.2021.0182.

- [10] Planck Collaboration et al. Planck 2018 results. vi. cosmological parameters. *Astronomy & Astrophysics*, 641:A6, 2020.
- [11] D. M. Scolnic et al. The complete light-curve sample of spectroscopically confirmed sne ia from pan-starrs1 and cosmological constraints from the combined pantheon sample. *The Astrophysical Journal*, 859(2):101, 2018.
- [12] D. J. Eisenstein et al. Detection of the baryon acoustic peak in the large-scale correlation function of sdss luminous red galaxies. *The Astrophysical Journal*, 633(2):560–574, 2005.
- [13] N. Aghanim, Y. Akrami, M. Ashdown, J. Aumont, C. Baccigalupi, et al. Planck 2018 results. VI. Cosmological parameters. *Astron. Astrophys.*, 641:A6, 2020. doi:10.1051/0004-6361/201833910. [Erratum: *Astron. Astrophys.* 652, C4 (2021)].
- [14] Dillon Brout et al. The Pantheon+ Analysis: Cosmological Constraints. *Astrophys. J.*, 938(2):110, 2022. doi:10.3847/1538-4357/ac8e04.
- [15] D. M. Scolnic et al. The Complete Light-curve Sample of Spectroscopically Confirmed SNe Ia from Pan-STARRS1 and Cosmological Constraints from the Combined Pantheon Sample. *Astrophys. J.*, 859(2):101, 2018. doi:10.3847/1538-4357/aab9bb.
- [16] Adam G. Riess et al. A Comprehensive Measurement of the Local Value of the Hubble Constant with $1 \text{ km s}^{-1} \text{ Mpc}^{-1}$ Uncertainty from the Hubble Space Telescope and the SH0ES Team. *Astrophys. J. Lett.*, 934(1):L7, 2022. doi:10.3847/2041-8213/ac5c5b.
- [17] C. Vafa. The string landscape and the swampland, 2005. arXiv preprint arXiv:hep-th/0509212.
- [18] G. Obied et al. De sitter space and the swampland, 2018. arXiv preprint arXiv:1806.08362.
- [19] H. Ooguri et al. On the instability of de sitter space. *Nuclear Physics B*, 946:114724, 2019.
- [20] V. Sahni and A. Starobinsky. The case for a positive cosmological λ -term. *International Journal of Modern Physics D*, 9(04):373–444, 2000.
- [21] S. Weinberg. The cosmological constant problem. *Reviews of Modern Physics*, 61(1):1–23, 1989.
- [22] J. Maldacena. The large-n limit of superconformal field theories and supergravity. *International Journal of Theoretical Physics*, 38:1113–1133, 1999.
- [23] S. K. Garg and C. Krishnan. Bounds on slow roll and the de sitter swampland. *Journal of High Energy Physics*, 2019(11):075, 2019.
- [24] E. J. Copeland et al. Dynamics of dark energy. *International Journal of Modern Physics D*, 15(11):1753–1936, 2006.
- [25] S. Tsujikawa. Quintessence: A review. *Classical and Quantum Gravity*, 30(21):214003, 2013.
- [26] Michel Chevallier and David Polarski. Accelerating universes with scaling dark matter. *Int. J. Mod. Phys. D*, 10:213–224, 2001. doi:10.1142/S0218271801000822.
- [27] Eric V. Linder. Exploring the expansion history of the universe. *Phys. Rev. Lett.*, 90:091301, 2003. doi:10.1103/PhysRevLett.90.091301.
- [28] E. M. Barboza and J. S. Alcaniz. A parametric model for dark energy. *Physics Letters B*, 666(5):415–419, September 2008. doi:10.1016/j.physletb.2008.08.012.
- [29] J. S. Bagla, H. K. Jassal, and T. Padmanabhan. Cosmology with tachyon field as dark energy. *Phys. Rev. D*, 67:063504, Mar 2003. doi:10.1103/PhysRevD.67.063504. URL <https://link.aps.org/doi/10.1103/PhysRevD.67.063504>.
- [30] G. Pantazis, S. Nesseris, and L. Perivolaropoulos. Comparison of thawing and freezing dark energy parametrizations. *Phys. Rev. D*, 93(10):103503, May 2016. doi:10.1103/PhysRevD.93.103503.
- [31] Shruti Thakur, Akhilesh Nautiyal, Anjan A Sen, and T R Seshadri. Thawing Versus. Tracker Behaviour: Observational Evidence. *Mon. Not. Roy. Astron. Soc.*, 427:988–993, 2012. doi:10.1111/j.1365-2966.2012.21988.x.
- [32] F. Hoyle and William A. Fowler. Nucleosynthesis in Supernovae. *Astrophys. J.*, 132:565, November 1960. doi:10.1086/146963.
- [33] A. Rest et al. Cosmological Constraints from Measurements of Type Ia Supernovae discovered during the first 1.5 yr of the Pan-STARRS1 Survey. *Astrophys. J.*, 795(1):44, 2014. doi:10.1088/0004-637X/795/1/44.
- [34] M. Betoule et al. Improved cosmological constraints from a joint analysis of the SDSS-II and SNLS supernova samples. *Astron. Astrophys.*, 568:A22, August 2014. doi:10.1051/0004-6361/201423413.
- [35] M. Sullivan et al. SNLS3: Constraints on Dark Energy Combining the Supernova Legacy Survey Three-year Data with Other Probes [arXiv:1104.1444]. *Astrophys. J.*, 737(2):102, August 2011. doi:10.1088/0004-637X/737/2/102.
- [36] S. Dhawan et al. The Zwicky Transient Facility Type Ia supernova survey: first data release and results. *Mon. Not. Roy. Astron. Soc.*, 510(2):2228–2241, 2022. doi:10.1093/mnras/stab3093.
- [37] Richard Kessler, David Cinabro, Bruce Bassett, Benjamin Dilday, Joshua A. Frieman, et al. Photometric Estimates of Redshifts and Distance Moduli for Type Ia Supernovae. *Astrophys. J.*, 717(1):40–57, July 2010. doi:10.1088/0004-637X/717/1/40.
- [38] Eric V. Linder and Ayan Mitra. Photometric supernovae redshift systematics requirements [arXiv:1907.00985]. *Phys. Rev. D*, 100(4):043542, August 2019. doi:10.1103/PhysRevD.100.043542.
- [39] Ayan Mitra and Eric V. Linder. Cosmology requirements on supernova photometric redshift systematics for the Rubin LSST and Roman Space Telescope. *Phys. Rev. D*, 103(2):023524, 2021. doi:10.1103/PhysRevD.103.023524.
- [40] Robert N. Cahn. *Dark Energy Task Force*, pages 685–695. World Scientific, 2009. doi:10.1142/9789814261210_0058.
- [41] Željko Ivezić et al. LSST: from Science Drivers to Reference Design and Anticipated Data Products. *Astrophys. J.*, 873(2):111, 2019. doi:10.3847/1538-4357/ab042c.
- [42] Note1. <https://lsstdesc.org/>.
- [43] LSST Dark Energy Science Collaboration (LSST DESC) et al. The LSST DESC DC2 Simulated Sky Survey. *Astrophys. J., Suppl. Ser.*, 253(1):31, March 2021. doi:10.3847/1538-4365/abd62c.

- [44] B. Sánchez, R. Kessler, D. Scolnic, B. Armstrong, R. Biswas, J. Bogart, J. Chiang, J. Cohen-Tanugi, D. Fouchez, Ph. Gris, K. Heitmann, R. Hložek, S. Jha, H. Kelly, S. Liu, G. Narayan, B. Racine, E. Rykoff, M. Sullivan, C. Walter, M. Wood-Vasey, and The LSST Dark Energy Science Collaboration. SNIa-Cosmology Analysis Results from Simulated LSST Images: from Difference Imaging to Constraints on Dark Energy. *arXiv e-prints*, art. arXiv:2111.06858, November 2021.
- [45] Ayan Mitra, Richard Kessler, Surhud More, and Renee Hlozek. Using Host Galaxy Photometric Redshifts to Improve Cosmological Constraints with Type Ia Supernovae in the LSST Era. *Astrophys. J.*, 944(2):212, 2023. doi:10.3847/1538-4357/acb057.
- [46] Richard Kessler, Joseph P. Bernstein, David Cinabro, Benjamin Dilday, Joshua A. Frieman, Saurabh Jha, Stephen Kuhlmann, Gajus Miknaitis, Masao Sako, Matt Taylor, and Jake Vanderplas. SNANA: A Public Software Package for Supernova Analysis. *Publ. Astron. Soc. Pac.*, 121(883):1028, sep 2009. doi:10.1086/605984.
- [47] SNANA-Manual. Snana. <https://github.com/RickKessler/SNANA>, 2023. GitHub repository.
- [48] Jr. Allam, Tarek, Anita Bahmanyar, Rahul Biswas, Mi Dai, Lluís Galbany, Renée Hložek, Emille E. O. Ishida, Saurabh W. Jha, David O. Jones, Richard Kessler, Michelle Lochner, Ashish A. Mahabal, Alex I. Malz, Kaisey S. Mandel, Juan Rafael Martínez-Galarza, Jason D. McEwen, Daniel Muthukrishna, Gautham Narayan, Hiranya Peiris, Christina M. Peters, Kara Ponder, Christian N. Setzer, The LSST Dark Energy Science Collaboration, The LSST Transients, and Variable Stars Science Collaboration. The Photometric LSST Astronomical Time-series Classification Challenge (PLAsTiCC): Data set. *arXiv:1810.00001*, September 2018. doi:10.48550/arXiv.1810.00001.
- [49] R. S. de Jong, O. Agertz, A. A. Berbel, J. Aird, D. A. Alexander, et al. 4MOST: Project overview and information for the First Call for Proposals. *The Messenger*, 175:3–11, March 2019. doi:10.18727/0722-6691/5117.
- [50] Melissa L. Graham et al. Photometric Redshifts with the LSST. II. The Impact of Near-infrared and Near-ultraviolet Photometry [arXiv:2004.07885]. *Astron. J.*, 159(6):258, June 2020. doi:10.3847/1538-3881/ab8a43.
- [51] Note2. The LSST has different observing strategies, the deep field and the wide field, called as the DDF (Deep drilling field) and the WFD (Wide Fast Deep) respectively.
- [52] Dillon Brout et al. The Pantheon+ Analysis: Cosmological Constraints. *The Astrophysical Journal*, 938(2):110, oct 2022. doi:10.3847/1538-4357/ac8e04. URL <https://doi.org/10.3847/2F1538-4357/2Fac8e04>.
- [53] Abbot et al. The Dark Energy Survey: Cosmology Results With ~ 1500 New High-redshift Type Ia Supernovae Using The Full 5-year Dataset. *arXiv e-prints*, art. arXiv:2401.02929, January 2024. doi:10.48550/arXiv.2401.02929.
- [54] David Rubin, Greg Aldering, Marc Betoule, Andy Fruchter, Xiaosheng Huang, Alex G. Kim, Chris Lidman, Eric Linder, Saul Perlmutter, Pilar Ruiz-Lapuente, and Nao Suzuki. Union Through UNITY: Cosmology with 2,000 SNe Using a Unified Bayesian Framework. *arXiv e-prints*, art. arXiv:2311.12098, November 2023. doi:10.48550/arXiv.2311.12098.
- [55] Shadab Alam et al. Completed SDSS-IV extended Baryon Oscillation Spectroscopic Survey: Cosmological implications from two decades of spectroscopic surveys at the Apache Point Observatory. *Physical Review D*, 103(8), apr 2021. doi:10.1103/physrevd.103.083533. URL <https://doi.org/10.1103/2Fphysrevd.103.083533>.
- [56] Jonathan Goodman and Jonathan Weare. Ensemble samplers with affine invariance. *Communications in Applied Mathematics and Computational Science*, 5(1):65–80, January 2010. doi:10.2140/camcos.2010.5.65.
- [57] Daniel Foreman-Mackey, David W. Hogg, Dustin Lang, and Jonathan Goodman. emcee: The MCMC Hammer. *PASP*, 125(925):306, March 2013. doi:10.1086/670067.
- [58] Antony Lewis. GetDist: a Python package for analysing Monte Carlo samples. *arXiv e-prints*, art. arXiv:1910.13970, October 2019. doi:10.48550/arXiv.1910.13970.
- [59] S. Bocquet et al. SPT Clusters with DES and HST Weak Lensing. II. Cosmological Constraints from the Abundance of Massive Halos. 1 2024.
- [60] L. Verde, T. Treu, and A. G. Riess. Tensions between the Early and the Late Universe. *Nature Astron.*, 3:891, 7 2019. doi:10.1038/s41550-019-0902-0.
- [61] Adam G. Riess. The Expansion of the Universe is Faster than Expected. *Nature Rev. Phys.*, 2(1):10–12, 2019. doi:10.1038/s42254-019-0137-0.
- [62] Eleonora Di Valentino et al. Snowmass2021 - Letter of interest cosmology intertwined II: The hubble constant tension. *Astropart. Phys.*, 131:102605, 2021. doi:10.1016/j.astropartphys.2021.102605.
- [63] Nils Schöneberg, Guillermo Franco Abellán, Andrea Pérez Sánchez, Samuel J. Witte, Vivian Poulin, and Julien Lesgourgues. The H0 Olympics: A fair ranking of proposed models. *Phys. Rept.*, 984:1–55, 2022. doi:10.1016/j.physrep.2022.07.001.
- [64] Paul Shah, Pablo Lemos, and Ofer Lahav. A buyer’s guide to the Hubble constant. *Astron. Astrophys. Rev.*, 29(1):9, 2021. doi:10.1007/s00159-021-00137-4.
- [65] Eleonora Di Valentino. Challenges of the Standard Cosmological Model. *Universe*, 8(8):399, 2022. doi:10.3390/universe8080399.
- [66] Jian-Ping Hu and Fa-Yin Wang. Hubble Tension: The Evidence of New Physics. *Universe*, 9(2):94, 2023. doi:10.3390/universe9020094.
- [67] Eleonora Di Valentino and Sarah Bridle. Exploring the Tension between Current Cosmic Microwave Background and Cosmic Shear Data. *Symmetry*, 10(11):585, 2018. doi:10.3390/sym10110585.
- [68] Eleonora Di Valentino et al. Cosmology Intertwined III: $f\sigma_8$ and S_8 . *Astropart. Phys.*, 131:102604, 2021. doi:10.1016/j.astropartphys.2021.102604.
- [69] Rafael C. Nunes and Sunny Vagnozzi. Arbitrating the S8 discrepancy with growth rate measurements from redshift-space distortions. *Mon. Not. Roy. Astron. Soc.*, 505(4):5427–5437, 2021. doi:10.1093/mnras/stab1613.
- [70] Eleonora Di Valentino, Olga Mena, Supriya Pan, Luca Visinelli, Weiqiang Yang, Alessandro Melchiorri, David F. Mota, Adam G. Riess, and Joseph Silk. In the realm of the Hubble tension—a review of solutions. *Classical and Quantum Gravity*,

38(15):153001, July 2021. doi:10.1088/1361-6382/ac086d.

- [71] Marc Kamionkowski and Adam G. Riess. The Hubble Tension and Early Dark Energy. Annual Review of Nuclear and Particle Science, 73:153–180, September 2023. doi:10.1146/annurev-nucl-111422-024107.
- [72] Sunny Vagnozzi. Seven Hints That Early-Time New Physics Alone Is Not Sufficient to Solve the Hubble Tension. Universe, 9(9):393, August 2023. doi:10.3390/universe9090393.
- [73] DESI et al. DESI 2024 VI: Cosmological Constraints from the Measurements of Baryon Acoustic Oscillations. arXiv e-prints, art. arXiv:2404.03002, April 2024. doi:10.48550/arXiv.2404.03002.