

Optimizing Sharpe Ratio: Risk-Adjusted Decision-Making in Multi-Armed Bandits

Sabrina Khurshid^{1*}, Mohammed Shahid Abdulla² and Gourab Ghatak³

¹Department of Electrical engineering, IIT Delhi, Hauz khas, Delhi, 110016, New Delhi, India.

²Information Systems, IIM Kozhikode, Kozhikode, Calicut, 673570, Kerela, India.

³Department of Electrical engineering, IIT Delhi, Hauz khas, Delhi, 110016, New Delhi, India.

*Corresponding author(s). E-mail(s): eez218683@ee.iitd.ac.in;
Contributing authors: shahid@iimk.ac.in; gghatak@ee.iitd.ac.in;

Abstract

Sharpe Ratio (SR) is a critical parameter in characterizing financial time series as it jointly considers the reward and the volatility of any stock/portfolio through its variance. Deriving online algorithms for optimizing the SR is particularly challenging since even offline policies experience constant regret with respect to the best expert [Even-Dar et al \(2006\)](#). Thus, instead of optimizing the usual definition of SR, we optimize regularized square SR (RSSR). We consider two settings for the RSSR, Regret Minimization (RM) and Best Arm Identification (BAI). In this regard, we propose a novel multi-armed bandit (MAB) algorithm for RM called UCB-RSSR for RSSR maximization. We derive a path-dependent concentration bound for the estimate of the RSSR. Based on that, we derive the regret guarantees of UCB-RSSR and show that it evolves as $\mathcal{O}(\log n)$ for the two-armed bandit case played for a horizon n . We also consider a fixed budget setting for well-known BAI algorithms, i.e., sequential halving and successive rejects, and propose SHVV, SHSR, and SuRSSR algorithms. We also derive the upper bound for the error probability of all proposed BAI algorithms. We demonstrate that UCB-RSSR outperforms the only other known SR optimizing bandit algorithm, U-UCB [Cassel et al \(2023\)](#). We also establish its efficacy with respect to other benchmarks derived from the GRA-UCB and MVTS algorithms. We further demonstrate the performance of proposed BAI algorithms for multiple different setups. Our research

highlights that our proposed algorithms will find extensive applications in risk-aware portfolio management problems. Consequently, our research highlights that our proposed algorithms will find extensive applications in risk-aware portfolio management problems.

Keywords: Multi-armed bandits, risk, Sharpe Ratio, Concentration inequality, Regret Minimization, Best Arm Identification

1 Introduction

Sequential decision-making problems are formulated using the MAB framework [Auer et al \(2002\)](#); [Sutton and Barto \(2018\)](#). In the classical MAB setting, an agent (or player) selects one or multiple actions (or arms) from a set of arms $\{a_1, a_2, \dots\} \triangleq \mathcal{K}$ in a sequence of discrete time slots $t \in \mathcal{N}$ and consequently, receives a return (or reward). In several MAB frameworks, the policy's objective is to perform risk-aware maximization of rewards. As an example, in ultra-reliable wireless communications, in addition to maximizing the data rate (reward), the network must ensure that the signal strength is not highly intermittent (risk) [Yang et al \(2018\)](#); [Boldrini et al \(2018\)](#). Similarly, in finance, an investment strategy depends on the guarantee that the portfolio value does not drop below a threshold (risk) just as much as it does on the absolute returns (reward) [Fama \(1971\)](#).

The capital asset pricing model (CAPM) developed by [Sharpe \(1964\)](#) and Lintner [Lintner \(1965\)](#) concluded that the portfolios with the highest SR are efficient in minimizing the risk of the portfolio return. SR has found applications in the development of asset pricing approaches (e.g., see [Bernardo and Ledoit \(2000\)](#)). Furthermore, [Cvitanić et al \(2008\)](#) demonstrated the efficacy of using SR as a performance metric in different models, such as frictionless markets. Due to its applicability, developing online algorithms that optimize the SR is an attractive pursuit.

1.1 Main Technical Challenges

Deriving online algorithms that optimize the SR is challenging due to three key detrimental facts:

- Even offline algorithms experience constant regret compared to the best-expert [Even-Dar et al \(2006\)](#).
- There are no known Chernoff-type concentration inequalities for the SR. In fact, for the standard deviation of a random variable, deriving unbiased estimators is challenging in the general case. Furthermore, note that concentration inequalities for the mean (Chernoff's) and variance (McDiarmid's) do not imply the presence of a concentration inequality for the SR.
- The standard deviation appears in the denominator in the expression of the SR. This implies that even for bounded random variables, the sample SR can blow up in an unbounded manner, especially with fewer samples.

Although SR is a crucial metric in financial signal processing, due to these challenges, theoretical studies of the same from an online algorithmic perspective are limited.

1.2 Related Work

On SR and variance estimation: To maximize the SR, [Cvitanić et al \(2008\)](#) followed a constrained optimization strategy to minimize the variance of the portfolio given that the expected returns are fixed and annualized for different horizons. The estimation of the SR for any policy necessitates the estimation of the variance and the standard deviation of the rewards. Recent work that deals with the estimation of the variance includes [Xu et al \(2022\)](#) and [Skafte et al \(2019\)](#). [Xu et al \(2022\)](#) developed an unbiased variance estimator (using Hoeffding’s decomposition theorem) for prediction models. It uses random forests to achieve a bias-variance trade-off. The method is computationally valid when a subset of the data used is not larger than half of the total sample size. Extending to bigger subsets led to a large variance, thus making the results less reliable. The latter, [Skafte et al \(2019\)](#) developed techniques to estimate the variance in regression neural networks. The problem arises with limited data availability, and it becomes impractical to calculate both the mean and variance simultaneously. Interestingly, the estimation of the variance of the rewards can improve the performance of classical bandit algorithms as well, e.g., see [UCBV \[Audibert et al \\(2009\\)\]\(#\)](#) and [E-UCBV \[Mukherjee et al \\(2018\\)\]\(#\)](#). However, extending the estimation of the variance or the standard deviation to the estimation of the SR still remains an open problem. [Cassel et al \(2023\)](#) presented UCB type algorithms for a general family of metrics, of which SR is a special case. Apart from [Cassel et al \(2023\)](#), to the best of our knowledge, no known bandit algorithms aim to optimize the SR. Also, [Xi et al \(2021\)](#) used the same set of metrics as [Cassel et al \(2023\)](#) and did regret analysis for multinomial logit model(MNL) bandits.

On bandit algorithms in finance: Bandit algorithms have found applications in financial decision-making and have been investigated extensively [Huo and Fu \(2017\)](#); [Shen et al \(2015\)](#); [Gornet et al \(2022\)](#). [Ozkaya and Wang \(2020\)](#) demonstrated the efficacy of contextual bandit algorithms in portfolio selection. With enough context information about the environment, their algorithms outperform conventional portfolio selection methodologies. However, their evaluation was primarily empirical without any performance guarantees. [Kagrecha et al \(2019\)](#) devised distribution oblivious algorithms with the aim of selecting the arm that optimizes a linear combination of the expected reward and the associated Conditional Value at Risk (CVaR) in a fixed budget BAI framework. [Huo and Fu \(2017\)](#) balances risk and return in MAB by filtering assets based on financial market structure and using the optimal MAB policy to reduce conditional value-at-risk (CVaR). The drawback is that their prediction holds when the market is steady. However, in times of volatility, it becomes essential to prioritize risk awareness to achieve optimal performance. Profitable bandits [Achab et al \(2018\)](#) focus on credit risk evaluation to maximize their profit as they adapt three widely used approaches, all based on MAB: Bayes-upper confidence bound (UCB), Thompson sampling (TS), and Kullback-Leibler upper confidence bound (KL-UCB). The authors proved that all algorithms are asymptotically optimal only when the same number of clients are presented to the loaner at each time step. Unlike these works,

we focus on devising a policy that maximizes the RSSR and, in the process, develop a new path-dependent concentration bound for RSSR estimates.

On bandit algorithms for BAI: RM trades off exploration and exploitation to achieve optimal long-term performance, whereas BAI prioritizes making the best decision in the short term. Consequently, exploration strategies in BAI are often designed to swiftly narrow down the search space and converge on the arm with the highest expected reward. The earliest work in the BAI was **Successive Elimination** algorithm for fixed confidence setting [Even-Dar et al \(2002\)](#) and the lower bounds for the same were provided by [Mannor and Tsitsiklis \(2004\)](#). [Bubeck et al \(2009\)](#) proved that regret-minimizing algorithms (like UCB) are not well-suited for pure exploration tasks. [Audibert et al \(2010\)](#) introduced **UCB-E** and **Successive Rejects** for best mean in a fixed budget setting and provided an upper bound for their error probability. **UCB-E** faced the limitation of estimation of hardness parameter for the algorithm but was not faced by **Successive Rejects** and is thus one of the important algorithms to date. Also, [Bubeck et al \(2011\)](#) calculates simple regret, that is, the difference between the average payoff of the best arm and the average payoff obtained by the recommendation. They provide a lower bound on the simple regret for arms with underlying distributions as Bernoulli. [Karnin et al \(2013\)](#) considered fixed confidence and fixed budget setting for **Sequential Halving** and proved the gap of upper bounds from the lower bound is only doubly logarithmic in the problem parameters. [Carpentier and Locatelli \(2016\)](#) proved for a fixed budget setting, if at least one bandit problem is characterized by a complexity H , the error probability is lower bounded by $\exp\left(\frac{-n}{\log(K)H}\right)$. [Kato et al \(2022\)](#) considered fixed-budget BAI for two-armed Gaussian bandits. They suggested a strategy called the Neyman allocation-augmented Inverse Probability Weighting (AIPW), which involves employing the Neyman allocation in the sampling rule. Their strategy performance matches the lower bound under budget and gap conditions.

1.3 Contributions and organisation

- First, in section 2, we formulate the problem and define the performance metrics for each setting, followed by the introduction of benchmarks.
- First, in section 3, based on the unbiased sample variance estimator, we propose a bandit algorithm, **UCB-VV**, that aims to determine the arm with the highest variance. In the context of risk-aware decision-making, this allows the early identification of highly volatile arms. Leveraging McDiarmid’s inequality, [McDiarmid et al \(1989\)](#), we derive the regret of **UCB-VV** and show it to scale logarithmically.
- In section 4, leveraging McDiarmid’s inequality [McDiarmid et al \(1989\)](#) and Hoeffding’s inequality [Hoeffding \(1994\)](#), we derive a novel concentration inequality for SR-like for bounded rewards. Based on this, we propose a risk-averse bandit algorithm **UCB-SR-like** and derive its regret guarantee and show it to scale logarithmically with n .
- Then, in section 5, we derive novel concentration inequality for the RSSR for bounded rewards. Based on this, we propose a risk-averse bandit algorithm **UCB-RSSR** and derive its regret guarantee.

- The section 6 of our work involves the BAI for SR under a fixed budget setting. We propose SHVV, SHSR and SuRSR. We derive the upper bound on the probability of error for each of them.
- Next, in section 7, we provide numerical results for algorithms UCB-RSSR, SHVV, SHSR, and SuRSR. We demonstrate that the proposed algorithm UCB-RSSR outperforms all the benchmarks for a variety of distributions: uniform, truncated Gaussian, and truncated gamma distributions. This is followed by simulations of error probability calculations of all proposed BAI algorithms.

We envisage that the proposed framework will find extensive applications in algorithmic trading strategies, especially those that aim to maximize returns while mitigating volatility.

2 Problem Formulation

Consider a MAB setting $\mathcal{K} = (a_1, a_2, \dots, a_K)$ with K arms ($|\mathcal{K}| = K \geq 2$). At each time step $t \in \mathbb{N}$, exactly one arm is played, and the player receives a reward $X_i(t)$ from playing a_i . These rewards are unknown to the player and are assumed to have an underlying distribution with bounded support $[l, u]$, i.e., $X_i(t) \in [l, u], \forall t, \forall i$. The reward samples across different arms and across different time slots for the same arm are independent. The sequence of action selection by the player is called the policy π . Let us denote the arm selected by π at a time t by $\pi(t)$, i.e., $\pi(t) \in \mathcal{K}$. We analyze the policy of the player in a finite time-horizon n , i.e., $t \in \{1, 2, \dots, n\}$. In this paper, we introduce 6 policies. The first 3 policies are UCB-styled, focusing on Regret Minimization, and the others are based on best-arm identification. The first policy, i.e., $\pi = \text{UCB-VV}$, follows the classical MAB setting, with an objective to minimize regret. Following the variance maximization, we then formulate the main objective algorithm of this paper, i.e., SR maximization $\pi = \text{UCB-SR-like}, \text{UCB-RSSR}$. The next 3 policies are explained in Section 6, and they differ from the first 3 policies in terms of their performance evaluation. The subsection 2.1 defines the performance metric for the different styled algorithms. As we have policy $\pi = \text{UCB-VV}$ for variance maximization in RM, we have $\pi = \text{SHVV}$ for identifying the arm with maximum variance in BAI. The other three BAI-styled algorithms focus on finding the best SR arm (i.e., the arm with maximum SR).

The risk-adjusted performance of the portfolio is characterized by the SR, which we formally define next. Let Y be a random variable with mean μ_Y , variance σ_Y^2 and regularization term $L \in \mathbb{R}^+$. The SR γ_Y of Y is defined as¹

$$\gamma_Y = \frac{\mathbb{E}[Y]}{L + \sqrt{\mathbb{E}[Y^2] - (\mathbb{E}[Y])^2}} = \frac{\mu_Y}{L + \sqrt{\sigma_Y^2}}. \quad (1)$$

¹More accurately, the numerator of the SR is the difference between the reward realized over time and the risk-free rate of return Sharpe (1998). In our work, we model the former as a random variable, while the latter is taken to be 0.

For a policy π , the empirical SR at the horizon n is evaluated as

$$\bar{\gamma}_\pi(n) = \frac{\bar{X}_\pi(n)}{L + \sqrt{\bar{V}_\pi(n)}},$$

where $\bar{X}_\pi(n)$ and $\bar{V}_\pi(n)$ are the empirical mean and the empirical variance of the reward sequence for the policy π , respectively. Similarly, for π , we define a new term, i.e., the empirical RSSR, which at n is evaluated as

$$\bar{\gamma}_\pi^2(n) = \frac{\bar{X}_\pi^2(n)}{L + \bar{V}_\pi(n)}.$$

Next, let us introduce a parameter δ_P , called the pilot fraction, which is a compulsory exploration budget allocated at the start of the experiment. It ensures each arm is picked $\frac{\delta_P n}{K}$ times in the exploration phase.

2.1 Regret and Probability of error

In this subsection, we define the performance metric of 2 settings, i.e. RM and BAI.

Regret: For a policy $\pi \in \{\text{UCB-VV}, \text{UCB-SR-like}, \text{UCB-RSSR}\}$ aimed at selecting their respective optimal arms, the regret incurred in RM setting is defined as

$$\mathcal{R}_\pi(n) = \sum_{i=1}^K \Delta_\pi \mathbb{E}[s_i(n)],$$

where Δ_π represents the sub-optimality gap. For the policies $\{\text{UCB-VV}, \text{UCB-SR-like}, \text{UCB-RSSR}\}$, the corresponding sub-optimal gap $\Delta_\pi \in \{\delta_i, \Delta'_i, \Delta_i\}$, with $\delta_i = \sigma_*^2 - \sigma_i^2$, $\Delta'_i = \beta_* - \beta_i$, and $\Delta_i = \gamma_*^2 - \gamma_i^2$. Here $\sigma_*^2 = \max_{i \in \{1, \dots, K\}} \{\sigma_i^2\}$, is the arm with maximum variance in the set of arms \mathcal{K} .

Likewise $\beta_* = \max_{i \in \{1, \dots, K\}} \left\{ \frac{\mu_i}{L + \sigma_i^2} \right\}$ represent the arm with highest SR-like and $\gamma_*^2 = \max_{i \in \{1, \dots, K\}} \left\{ \frac{\mu_i^2}{L + \sigma_i^2} \right\}$ represent the arm with highest RSSR. Also, $s_i(n)$ denotes the number of times an arm $a_i \in \mathcal{K}$ is played during the n plays.

Probability of error: The goal of BAI setting is to minimize the error probability, i.e., recommending a sub-optimal arm at the end of the time horizon. The cost incurred is calculated in terms of budget utilized rather than rewards achieved.

Our general objective is to select the optimal arm, defined as the one with the highest SR, to facilitate risk-aware decision-making. As we will show later, obtaining regret guarantees for the SR-optimizing algorithm is challenging. Accordingly, we focus on the RSSR and note that the arm with the best RSSR is the same as the arm with the best SR.

2.2 Benchmarks

Benchmarks: The closest work to this paper for RM is [Cassel et al \(2023\)](#), that presented UCB type algorithms for a general family of metrics, of which SR is a special case. Apart from the above, to the best of our knowledge, no known bandit algorithms aim to optimize the SR. Thus, for further comparison, we consider [Zhu and Tan \(2020\)](#), which has characterized the quantity *mean-variance* as a performance measure of risk-aware best-arm detection. They propose a TS-based algorithm called mean-variance Thompson sampling (MVTs). The mean-variance metric was also optimized by [Liu et al \(2020\)](#) using a UCB-like algorithm called Gaussian risk aware-upper confidence bound (GRA-UCB). However, since the mean-variance metric is fundamentally distinct from the SR, their frameworks cannot be directly applied for comparison. Accordingly, we modify the MVTs and the GRA-UCB policies to select the arm with the highest RSSR and use them as additional benchmarks. The modifications considered are discussed below.

Let the empirical estimates of the variance and the mean of a_i up to time t be $\bar{V}_i(t) = \frac{1}{s_i(t)-1} \sum_{t=1}^{s_i(t)} (X_i(t) - \bar{X}_i(t))^2$ and $\bar{X}_i(t) = \frac{1}{s_i(t)} \sum_{t=1}^{s_i(t)} X_i(t)$. The key step in the GRA-UCB and the modified version of GRA-UCB is

$$\text{GRA-UCB} : B_i(t) = \frac{(s_i(t) - 1)\bar{V}_i(t)}{\chi_{1-\alpha, s_i(t)-1}^2} - \rho \left(\bar{X}_i(t) + \sqrt{\frac{\log t}{s_i(t)}} \right) \quad (2)$$

$$\text{Modified-GRA-UCB} : B_i(t) = \frac{\left(\bar{X}_i(t) + \sqrt{\frac{\log t}{s_i(t)}} \right)^2}{\sqrt{L + \frac{(s_i(t)-1)\bar{V}_i(t)}{\chi_{1-\alpha, s_i(t)-1}^2}}}. \quad (3)$$

We note that GRA-UCB is an index-based policy where the index $B_i(t)$ is calculated as shown in (2) and the arm that maximizes $B_i(t)$ is selected at time t . Here $s_i(t)$ is the number of times an arm a_i is played up to time t , and $\chi_{1-\alpha, s_i(t)-1}^2$ denotes the critical value that corresponds to the upper 100α percentage points of the chi-square distribution with $s_i(t) - 1$ degrees of freedom. The term ρ is called the risk tolerance, which strikes the intended risk-reward balance. Modified-GRA-UCB has a numerator corresponding to mean estimation and a denominator corresponding to variance estimation, which is the required structure for SR calculation. On the same lines, the key steps of MVTs and modified MVTs are

$$\text{MVTs} : B_i(t) = \underset{i \in \{1, 2, \dots, K\}}{\operatorname{argmax}} \rho \theta_i(t) - \frac{1}{\tau_i(t)} \quad (4)$$

$$\text{Modified-MVTs} : B_i(t) = \underset{i \in \{1, 2, \dots, K\}}{\operatorname{argmax}} \frac{(\theta_i(t))^2}{L + \sqrt{\frac{1}{\tau_i(t)}}}. \quad (5)$$

Note that, contrary to GRA-UCB, MVTs is a randomized policy derived from the classical TS algorithm. The index $B_i(t)$ is calculated for each arm, and the one maximizing $B_i(t)$ is selected. Here $\theta_i(t) \sim \mathcal{N}\left(\bar{X}_i(t-1), \frac{1}{s_i(t-1)}\right)$ and $\tau_i(t) \sim \Gamma(\alpha_i(t-1), \beta_i(t-1))$

with $s_i(0) = 0$ and where α is shape parameter, β being rate parameter initialized to $\alpha_i(0) = 0.5, \beta_i(0) = 0.5 \forall i$. Likewise, **Modified-MVTS** has a numerator corresponding to mean estimation and a denominator corresponding to variance estimation, which is the required structure for SR calculation.

Remark 1. *There is no algorithm existing to be used as a benchmark in BAI setting for SR.*

3 Variance Estimate and UCB-VV

First, we use McDiarmid's inequality to derive a concentration bound for the unbiased variance estimator $\bar{V}(n)$ for random variables bounded in $[0, u]$. Based on that, we propose a bandit algorithm called **UCB-VV** that attempts to identify the arm with the highest variance. In the context of risk-aware decision-making, this allows the early identification of highly volatile arms. Then we derive the regret guarantee of **UCB-VV** and show it evolves as $\mathcal{O} \log(n)$ as a function of n .

3.1 Confidence Bound on the Estimation of Variance

Lemma 1. *Let X_1, X_2, \dots, X_n be a sequence of i.i.d. random variables bounded in $[0, u]$ with variance σ^2 . Let $\bar{V}(n) \triangleq \frac{1}{n-1} \sum_{i=1}^n \left(X_i - \frac{1}{n} \sum_{j=1}^n X_j \right)^2$ be the unbiased estimator of σ^2 . Then,*

$$\mathbb{P} \left(|\bar{V}(n) - \sigma^2| > \epsilon \right) \leq 2 \exp \left(\frac{-2n\epsilon^2}{u^2} \right).$$

Proof. The proof of Lemma 1 is provided in Appendix A. □

Theorem 1 (Regret). *If UCB-VV is run on K arms having arbitrary reward distributions with bounded support $[0, 1]$ and $\delta_P = 1/n$, then the regret after n number of plays is upper bounded as*

$$\mathcal{R}_{VV}(n) \leq 8 \sum_{i: \sigma_i^2 < \sigma_*^2} \frac{\log n}{\delta_i} + \left(1 + \frac{\pi^2}{3} \right) \left(\sum_{i: \sigma_i^2 < \sigma_*^2} \delta_i \right),$$

where $\delta_i = \sigma_*^2 - \sigma_i^2$.

Proof. The proof of Theorem 1 is provided in Appendix A. □

As a corollary of McDiarmid's inequality, we present an algorithm **UCB-VV** in Appendix A that is targeted at identifying the arm with the maximum variance with limited regret.

4 Maximizing SR: UCB-SR-like

In this section, we derive a path-dependent, Hoeffding-like concentration inequality for the SR-like quantity. This derivation invokes McDiarmid's inequality for bounding

the estimate of the sample variance and employing it in tandem with the classical Hoeffding's inequality for bounding the sample mean. The mathematical preliminaries required for the following result are first presented in Appendix A.

Theorem 2 (Bound). *If the arm a_i is pulled $s_i(n)$ times until n , and the empirical sharpe-like ratio is $\bar{\beta}_i(n) = \frac{\bar{X}_i(n)}{L + \bar{V}_i(n)}$, we have,*

$$\mathbb{P}(|\bar{\beta}_i(n) - \beta_i| > \tilde{\epsilon}) \leq 2 \exp\left(\frac{-2n\epsilon_i(n)^2}{u^2}\right),$$

where $\tilde{\epsilon}_i = \frac{(\bar{V}_i(n) + \bar{X}_i(n) + 2\epsilon_i(n) + L)\epsilon_i(n)}{(L + \bar{V}_i(n))(L + \bar{V}_i(n) - 3\epsilon_i(n))}$ and $\epsilon_i(n) = \sqrt{\frac{2 \log n}{s_i(n)}}$

Proof. The proof is provided in the Appendix B. \square

The theorem states that the probability of deviation $\tilde{\epsilon}$ of the empirical SR-like from the true SR-like decays exponentially in n .

4.1 UCB-SR-like Algorithm

Based on the concentration inequality of the SR-like quantity derived above, we define an algorithm **UCB-SR-like** that aims to select the arm with the highest SR-like quantity with limited regret, thus maximizing the index $B_i(t)_{\text{SR-like}}$ where,

$$B_i(t)_{\text{SR-like}} = \frac{\bar{X}_i(t)}{\bar{V}_i(t)} + \left(\frac{(\bar{V}_i(t) + \bar{X}_i(t) + 2\epsilon_i(t) + L)\epsilon_i(t)}{(L + \bar{V}_i(t))(L + \bar{V}_i(t) - 3\epsilon_i(t))} \right) \quad (6)$$

It consists of two terms: the first one, $\left(\frac{\bar{X}_i(t)}{L + \bar{V}_i(t)}\right)$, corresponds to the estimated SR-like and the second one, $\left(\frac{(\bar{V}_i(t) + \bar{X}_i(t) + 2\epsilon_i(t) + L)\epsilon_i(t)}{(L + \bar{V}_i(t))(L + \bar{V}_i(t) - 3\epsilon_i(t))}\right)$, is its confidence bound. and $\epsilon_i(t) = \sqrt{\frac{2 \log t}{s_i(t)}}$. The algorithm is presented in Algorithm 1.

Theorem 3 (Regret). *For $K \geq 2$, if **UCB-SR-like** is run on K arms having arbitrary reward distributions with bounded support $[l, u]$, with $l > 0$, and $\delta_P = 1/n$, then the upper bound on its expected regret after n number of plays will be*

$$\mathcal{R}_{\text{SR-like}}(n) \leq \sum_{i:\beta_i < \beta_*} \max \left\{ \frac{18 \log n}{L^2}, \frac{8 \log n}{\Delta'_i (\mu_{i,4} + (\sigma_i^2 + L)^2)} \right\} + \left(1 + \frac{\pi^2}{3}\right) \left(\sum_{i:\beta_i < \beta_*} \Delta'_i \right)$$

where $\mu_{i,4}$ is the fourth central moment (Kurtosis) of i -th arm.

Proof. The proof is provided in Appendix C. \square

5 Maximizing SR: UCB-RSSR

In this section, we derive a path-dependent, Hoeffding-like concentration inequality for the RSSR quantity. This derivation follows the same path as **UCB-SR-like** i.e.; it

Algorithm 1 UCB-SR-like

Input: δ_P, K, n, L **Parameter:** $s_i(0) = 0, \bar{X}_i(0) = 0, \bar{V}_i(0) = 0$

- 1: **for** each $t = 1, 2, \dots, \delta_P n$ **do**
 - 2: Play arm $i = (t \bmod K) + 1$.
 - 3: Update $s_i(t), \bar{X}_i(t), \bar{V}_i(t)$ and $\epsilon_i(t)$.
 - 4: **end for**
 - 5: Calculate $B_i(\delta_P n)_{\text{SR-like}} \forall i$ from (6)
 - 6: **for** each $t = \delta_P n + 1, \delta_P n + 2, \dots, n$ **do**
 - 7: Play arm $i = \underset{i \in \{1, 2, \dots, K\}}{\operatorname{argmax}} B_i(t-1)_{\text{SR-like}}$.
 - 8: Update $s_i(t), \bar{X}_i(t), \bar{V}_i(t)$ and $\epsilon_i(t)$.
 - 9: Calculate $B_i(t)_{\text{SR-like}}$ from (6)
 - 10: **end for**
-

invokes McDiarmid's inequality and Hoeffding's inequality for bounding the sample variance and mean. Then, accordingly, we propose a bandit algorithm UCB-RSSR for selecting the arm with the highest SR. Furthermore, let $\tilde{X}(n) \triangleq \frac{1}{n} \sum_{i=1}^n X_i^2$ be the unbiased estimate of second raw moment.

Theorem 4 (Bound). *If the arm a_i is pulled $s_i(n)$ times until n , and the empirical RSSR is $\tilde{\gamma}_i^2(n) = \frac{\bar{X}_i^2(n)}{L + \bar{V}_i(n)}$, we have*

$$\mathbb{P}(|\tilde{\gamma}_i^2(n) - \gamma_i^2| > \hat{\epsilon}) \leq 2 \exp\left(\frac{-2n\epsilon_i^2(n)}{u^2}\right),$$

where $\hat{\epsilon} = \frac{(\bar{V}_i(n) + \bar{X}_i(n) + 2\epsilon_i(n) + L)\epsilon_i(n)}{(L + \bar{V}_i(n))(L + \bar{V}_i(n) - 3\epsilon_i(n))}$ and $\epsilon_i(n) = \sqrt{\frac{2 \log n}{s_i(n)}}$

Proof. The proof is provided in Appendix D. □

The theorem states that the probability of deviation $\hat{\epsilon}$ of the empirical RSSR from the true RSSR decays exponentially in n .

5.1 UCB-RSSR Algorithm

Based on the inequality derived above, we introduce an algorithm called UCB-RSSR to pick an arm with the highest RSSR. The proposed algorithm (presented in Algorithm 2) pulls the arm with the highest index $B_i(t)_{\text{RSSR}}$ given as

$$B_i(t)_{\text{RSSR}} = \frac{\bar{X}_i^2(t)}{L + \bar{V}_i(t)} + \left(\frac{(\bar{V}_i(t) + \bar{X}_i(t) + 2\epsilon_i(t) + L)\epsilon_i(t)}{(L + \bar{V}_i(t))(L + \bar{V}_i(t) - 3\epsilon_i(t))} \right). \quad (7)$$

It consists of two terms: the first one, $\left(\frac{\bar{X}_i^2(t)}{L + \bar{V}_i(t)}\right)$, corresponds to the estimated RSSR and the second one, $\left(\frac{(\bar{V}_i(t) + \bar{X}_i(t) + 2\epsilon_i(t) + L)\epsilon_i(t)}{(L + \bar{V}_i(t))(L + \bar{V}_i(t) - 3\epsilon_i(t))}\right)$, is its confidence bound.

Algorithm 2 UCB-RSSR

Input: δ_P, K, n, L **Parameter:** $s_i(0) = 0, \bar{X}_i(0) = 0, \tilde{X}_i(0) = 0, \bar{V}_i(0) = 0$

- 1: **for** each $t = 1, 2, \dots, \delta_P n$ **do**
 - 2: Play arm $a_i = (t \bmod K) + 1$.
 - 3: Update $s_i(t), \bar{X}_i(t), \tilde{X}_i(t), \bar{V}_i(t)$ and $\epsilon_i(t)$.
 - 4: **end for**
 - 5: Calculate $B_i(\delta_P n)_{\text{RSSR}} \forall i$ from (7).
 - 6: **for** each $t = \delta_P n + 1, \delta_P n + 2, \dots, n$ **do**
 - 7: Play arm $a_i = \underset{i \in \{1, 2, \dots, K\}}{\operatorname{argmax}} B_i(t-1)_{\text{RSSR}}$.
 - 8: Update $s_i(t), \bar{X}_i(t), \tilde{X}_i(t), \bar{V}_i(t)$ and $\epsilon_i(t)$.
 - 9: Calculate $B_i(t)_{\text{RSSR}}$ from (7).
 - 10: **end for**
-

Now, using the concentration inequality derived for RSSR, we derive the regret guarantee of the proposed algorithm UCB-RSSR.

Theorem 5 (Regret). *For $K \geq 2$, if UCB-RSSR is run on K arms having arbitrary reward distributions with bounded support $[l, u]$, $l > 0$, and $\delta_P = 1/n$, then its expected regret after n number of plays will be the upper bounded by*

$$\mathcal{R}_{\text{RSSR}}(n) \leq \sum_{i: \gamma_i^2 < \gamma_*^2} \max \left\{ \frac{18 \log n}{L^2}, \frac{8 \log n}{\Delta_i (\mu_{i,4} + (\sigma_i^2 + L)^2)} \right\} + \left(1 + \frac{\pi^2}{3}\right) \left(\sum_{i: \gamma_i^2 < \gamma_*^2} \Delta_i \right)$$

where $\mu_{i,4}$ is the fourth central moment (Kurtosis) of i -th arm.

Proof. The proof is provided in Appendix E. □

6 Best Arm Identification

In this section, we analyze a BAI setting of K arms for a fixed budget. The algorithm divides the budget n into a number of elimination phases. After the end of each phase k , the algorithm eliminates the arm with the lowest empirical reward. The number of phases is $k = \log_2(K)$ in **Sequential halving** and $K - 1$ in **Successive rejects**. After exhaustion of the budget, the player must commit to a single arm. Here the associated values of empirical mean and variance of an arm i in phase k are denoted as \bar{V}_i^k, \bar{X}_i^k , but we drop the superscript k for ease. The analysis is achieved for each proposed BAI algorithm. The goal here is the best variance and best SR identification instead of the best mean or mean-variance identification [Yu and Ouyang \(2023\)](#).

6.0.1 Sequential Halving for best variance identification

We introduce an algorithm called SHVV and explore a scenario where we have a pre-determined budget of n , aiming to maximize the likelihood of accurate identification of the highest variance arm. This is a follow-up of [Karnin et al \(2013\)](#), which is a

Algorithm 3 SHVV

Input: K, n, L **Parameter:** $\bar{V}_i = 0$ **Initialize:** $A_1 \leftarrow K, k \leftarrow 1$

- 1: **for** $k = 0$ to $\lceil \log_2 K \rceil - 1$ **do**
 - 2: Play arm $a_i \in A_k$ for $t_k = \frac{n}{|A_k| \log_2(K)}$
 - 3: Update \bar{V}_i .
 - 4: Calculate the reward
 - 5: Let A_{k+1} be the set of $\lceil \frac{|A_k|}{2} \rceil$ arms in A_k with largest empirical average
 - 6: **end for**
- output** arm in $A_{\lceil \log_2 K \rceil}$
-

sequential halving algorithm for mean. With a total number of arms as K , we divide the provided budget equally among $\log_2(K)$ elimination phases, and in each phase, arms are pulled equally. After completing a phase, we eliminate half of the poorest performing arms, i.e., arms with the lowest estimated variance. The algorithm is given in Algorithm 3.

Theorem 6 (Pe). *The probability of false identification is at least*

$$3 \log_2(K) \exp\left(\frac{-(n - \log_2(K)^2)}{n8 \log_2(K) u^4 H_2}\right)$$

where $H_2 := \max_{i \neq 1} \frac{i}{\delta_i^2}$

We provide Lemma 2 and Lemma 3 to prove Theorem 6.

Lemma 2. *Assuming that the best arm is not eliminated prior to phase k . Then for any arm $i \in A_k$*

$$\mathbb{P}(\bar{V}_i > \bar{V}_1) \leq \exp\left(-\frac{(t_k - 1)^2 \delta_i^2}{2t_k}\right)$$

where $t_k = \frac{n}{|A_k| \log_2(K)}$.

Lemma 3. *The probability that the best arm is eliminated in phase k is at most*

$$3 \exp\left(\frac{-(n - 4i_k \log_2(K))^2 \delta_{i_k}^2}{n8i_k \log_2(K)}\right)$$

where $i_k = \frac{K}{2^{k+2}}$, $|A_k| = 4i_k$

The proof of Lemma 2 and Lemma 3 is provided in Appendix F.

Proof. The proof of Theorem 6 is provided in Appendix G. □

Algorithm 4 SHSR

Input: K, n, L **Parameter:** $\bar{X}_i = 0, \tilde{X}_i = 0, \bar{V}_i = 0$ **Initialize:** $A_1 \leftarrow K, k \leftarrow 1$

- 1: **for** $k = 0$ to $\lceil \log_2 K \rceil - 1$ **do**
 - 2: Play arm $a_i \in A_k$ for $t_k = \frac{n}{|A_k| \log_2(K)}$
 - 3: Update $\bar{X}_i, \tilde{X}_i, \bar{V}_i, \tilde{\gamma}_i^2$.
 - 4: Calculate the reward
 - 5: Let A_{k+1} be the set of $\lceil \frac{A_k}{2} \rceil$ arms in A_k with largest empirical average
 - 6: **end for**
 - output** arm in $A_{\lceil \log_2 K \rceil}$
-

6.0.2 Sequential Halving for best SR identification

We introduce an algorithm called SHSR and explore a scenario where we have a pre-determined budget of n arm pulls, aiming to maximize the likelihood of accurate identification of SR. With a total number of arms as K , we divide the provided budget equally among $\log_2(K)$ elimination phases as in the case of SHVV. After completing a phase, we eliminate half of the poorest performing arms, i.e., arms with the lowest estimated SR. The algorithm is given in Algorithm 4.

Algorithm 5 SuRSR

Input: K, n, L **Parameter:** $\bar{X}_i = 0, \tilde{X}_i = 0, \bar{V}_i = 0, n_0 = 0$. for $k \in \{1, 2, \dots, K-1\}, t_k = \lceil \frac{1}{\log(K)} \frac{n-K}{K+1-k} \rceil$ **Initialize:** $A_1 \leftarrow K, k \leftarrow 1$

- 1: **for** $k = 1$ to $K-1$ **do**
 - 2: Play arm $a_i \in A_k$ select a_i for $t_k - t_{k-1}$
 - 3: Update $\bar{X}_i, \tilde{X}_i, \bar{V}_i, \tilde{\gamma}_i^2$.
 - 4: Calculate the reward
 - 5: Let $A_{k+1} = A_k \setminus \arg \min_{i \in A_k} \tilde{\gamma}_{i, t_k}^2$
 - 6: **end for**
 - output** arm A_x
-

Theorem 7. *If the estimated RSSR for each arm i is $\tilde{\gamma}_i^2 = \frac{\bar{X}_i^2}{L+V_i}$, the probability of error for SHSR over $\log_2(K)$ rounds is upper bounded as*

$$e_n \leq 6 \sum_{k=1}^{\log_2(K)} \exp\left(-\frac{\epsilon_{i_k}^2}{i_k} \frac{n}{2 \log_2(K)}\right)$$

Proof. The proof of Theorem 7 is provided in Appendix H. □

In order to calculate the probability of error for SHSR, we have to iterate over $\log_2 K$ times, i.e. we sum over the probability of error over each phase which is exponentially decreasing. In the proof provided in Appendix H, we see that we could have a more reliable upper bound if Δ_2 is provided to the player at the start of the experiment. Thus, in equation H26 instead of using Δ_i , if we use Δ_2 as Δ_2 is smallest among all sub-optimal gaps, the error probability is calculated on the fly.

6.0.3 Successive Rejects for best SR identification

We introduce an algorithm called SuRSSR and explore a scenario where we have a pre-determined budget of n arm pulls, aiming to maximize the likelihood of accurate identification. The algorithm is the follow-up of Audibert et al (2010). With a total number of arms as K , we divide the provided budget equally among $K - 1$ elimination phases, and in each phase, each arm is pulled an equal number of times. After completing a phase, we eliminate the poorest performing arm, i.e., the arm with the lowest SR. The algorithm is given in Algorithm 5.

Theorem 8. *If the estimator of RSSR is $\bar{\gamma}_i^2 = \frac{\bar{X}_i^2}{L + \bar{V}_i}$ for t_k samples pulled from arm i in phase k , the probability of error for SuRSSR in $K - 1$ phases is upper bounded by*

$$e_n \leq 2 \sum_{k=1}^{K-1} \exp(-2t_k \epsilon_i^2(\Delta_2))$$

Proof. The proof is provided in the Appendix I □

This theorem allows us to evaluate the upper bound probability of misidentifying the optimal arm through $K - 1$ phases for t_k and associated confidence term of the arm, which in turn is function of sub-optimality gap.

7 Numerical Results

In this section, we start evaluating the performance of RSSR by plotting its regret w.r.t the time. Then, we discuss the performance of all the BAI algorithms in detail.

7.1 Performance of UCB-RSSR

Here, we study the performance of UCB-RSSR in contrast to the algorithms U-UCB, Modified-GRA-UCB, and Modified-MVTS introduced earlier. We run all the algorithms for 10000 simulations for averaging effect. Each of the following sections explains the performance of the algorithm in different scenarios.

7.1.1 Performance of UCB-RSSR w.r.t U-UCB

In Fig 1, we compare the performance of our algorithm UCB-RSSR with U-UCB for their respective regularization parameters L_0 and ϵ_0 . In Fig 1, we compare the performance of our algorithm UCB-RSSR with the other only known UCB-styled SR algorithm U-UCB. Cassel et al (2023) have defined the regularized SR as $\frac{\mu}{\sqrt{\epsilon_0 - \sigma^2}}$, where ϵ_0 is the regularization term. The major difference between their parameter of optimization and

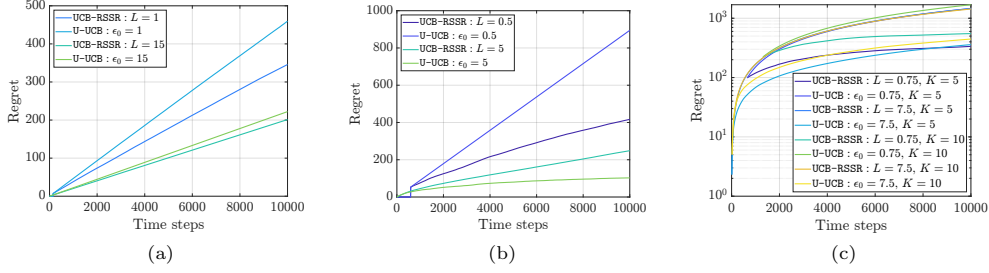


Fig. 1: Comparison of UCB-RSSR with U-UCB.

ours is: in RSSR, we add the regularization term, and in U-UCB, the regularization term is subtracted from the variance. Thus, the choice of ϵ_0 and L is contrasting in both algorithms, and the non-biased regularization term for both algorithms does not exist. Nonetheless, we run both algorithms for difference values of ϵ_0 and L and compare the performance in terms of Regret attained. The following experimental settings are considered for $K = \{2, 5, 10\}$ arms with different sub-optimal gaps and with each arm having a uniform distribution.

1. $K = 2$ **with** $\Delta_i < 0.1$: In this experiment, we take $L = \epsilon_0 = \{1, 15\}$. The mean and variances are $\mu_i = [7, 7.075]$ and $\sigma_i^2 = [14.083, 14.97]$ for $i = [1, 2]$ respectively. We see in Fig 1a when $L = \epsilon_0 = 1$, the regret of UCB-RSSR is less than U-UCB and for $L = \epsilon_0 = 15$, the regret of U-UCB is lower. UCB-RSSR performs better for a low value of L because the associated confidence term requires L to be less than the order of variance to avoid a prominent bias because of L . Likewise, U-UCB requires ϵ_0 to be greater than the order of variance. e.g. if the variance of any arm is 10, L should be less than 1, and ϵ_0 should be greater than 10. An important point to note is that, even for high L , i.e., $L = 15$, the regret of UCB-RSSR is not worse as in the case of U-UCB for low L , i.e., $L = 1$.
2. $K = 2$ **with** $\Delta_i > 0.1$: In this experiment we take $L = \epsilon_0 = \{0.5, 5\}$. The mean and variances are $\mu_i = [4.5, 4.7]$ and $\sigma_i^2 = [3, 3.2]$ for $i = [1, 2]$ respectively. By observing σ_i^2 , $L \leq 0.5$ for UCB-RSSR $\epsilon_0 \geq 5$ for U-UCB. In Fig 1b, we see that for low $L = \epsilon_0 = 0.5$, the regret of UCB-RSSR is less than U-UCB and for high $L = \epsilon_0 = 5$, U-UCB performs better. Although the regret obtained by UCB-RSSR for $L = 5$ is less as compared to $\epsilon_0 = 0.5$ in case of U-UCB, demonstrating the robustness of our algorithm w.r.t to regularization term, even for out of order values of L .
3. $K = 5, 10$: We consider a set of 5 and 10 arms for $L = \epsilon_0 = \{0.75, 7.5\}$. The mean and variances are $\mu_i = [3.80, 4.43, 5.09, 4.15, 5.33, 3.69, 5.02, 3.38, 3.91, 3.51]$ and $\sigma_i^2 = [2.7, 4.17, 6.01, 3.7, 6.99, 2.83, 6.21, 2.39, 3.64, 2.78]$ for $i = [1, \dots, 10]$ respectively. We take first 5 values of μ and σ_i^2 for $K = 5$, all 10 values for $K = 10$. We observe in 1c that regret for UCB-RSSR for $L = 0.75$ is always less than U-UCB for $K = 5$ as well as for $K = 10$. Similarly, the regret of U-UCB for $\epsilon_0 = 7.5$ is always less than UCB-RSSR for $K = 5$ as well as for $K = 10$. We see that for $L = 7.5$ and $\epsilon_0 = 0.5$, the regret obtained is nearly the same for five arms, but as arms

increase to 10, the regret of UCB-RSSR is smaller than U-UCB, thus demonstrating the robustness of our algorithm for non-favorable regularization term.

7.1.2 Performance w.r.t Modified-GRA-UCB and Modified-MVTS

In this section, we compare the performance of UCB-RSSR w.r.t Modified-GRA-UCB and Modified-MVTS for different distributions. The distributions are uniform, truncated Gaussian, and truncated gamma. The reason we use truncated distributions is the regret guarantees of UCB-RSSR exist only for bounded distributions.

1. **For Uniform**, and $\Delta_i = 0.1$: In Fig. 2a, we compare the performance of 3 algorithms for $K = \{5, 10\}$ and $L = 1$. The values of mean and variances are the same as of experiment 3 of the above section. For $K = 5$, regret of UCB-RSSR is less than Modified-GRA-UCB and Modified-MVTS. For $K = 10$, the regret of all 3 algorithms increases as compared to $K = 5$, but for UCB-RSSR, it is lowest.
2. **For Uniform**, and $\Delta_i = 0.5$: In this experiment Fig. 2b, we increase the sub-optimal gap and take $K = \{5, 10\}$. For both values of K , the regret of UCB-RSSR is less than Modified-GRA-UCB and Modified-MVTS. We see that the regret for Modified-GRA-UCB and UCB-RSSR is far less as compared to the regret for Modified-MVTS. The reason Modified-MVTS performs worse is the prior distribution of uniform is Pareto (heavy tail) distribution, and the authors in [Zhu and Tan \(2020\)](#) derived the regret guarantees for Bernoulli and Gaussian bandits.
3. **For truncated Gaussian**, and $K = 2$: In Fig. 2c, we compare the performance of all algorithms for 2 sets. In SetA, we take $L = 0.5$, and $\Delta_i = 0.5$ and the two arms have distributions $\mathcal{N}(5, 4)$ and $\mathcal{N}(5.5, 6.25)$ respectively which are truncated to a lower truncation limit of $t_l = 1$, and an upper limit of $t_u = 7$. The value of $L = 0.5$ because the resultant variance of both arms is $[3.54, 5.28]$ respectively. In SetA, we see Modified-GRA-UCB has lower regret as compared to UCB-RSSR, but the regret gap between the two is negligible. The performance of Modified-GRA-UCB can be attributed to the presence of a chi-square distribution term that is geared towards Gaussian-distributed rewards.
 In SetB, $L = 1$, and $\Delta_i = 0.1$ and distributions of the two arms are $\mathcal{N}(10, 12)$ and $\mathcal{N}(10.5, 13.25)$ with $[t_l = 1, t_u = 20]$. The value of L is less than the order of variance. In this set for the increased upper limit of truncation, the resultant distribution is closer to an un-truncated Gaussian distribution as compared to SetA. Thus, we see that the regret of Modified-MVTS has declined significantly. Still, the regret of UCB-RSSR and Modified-GRA-UCB is the lowest.
4. **For truncated gamma**, and $K = 2$: In Fig. 2d, we compare the performance of all algorithms for 2 sets and arms have truncated gamma distributions $\Gamma_i(a, b)$ where a and b are the shape and scale parameters of the gamma distribution. In SetA, $L = 0.5$ and $\Delta_i = 0.5$. The distribution of arms is $\Gamma_1(2, 2)$ and $\Gamma_2(2, 3)$ with $[t_l = 1, t_u = 10]$. The regret is lowest for UCB-RSSR, and worse for Modified-MVTS. Modified-MVTS is not performing well because, for gamma distributions, the prior exists only when the shape parameter is known, which is not possible in our case. We are using Gaussian distribution as a prior for the shape parameter. Likewise, in SetB, $L = 1$, $\Delta = 0.1$ and shape and scale parameters remain the same.

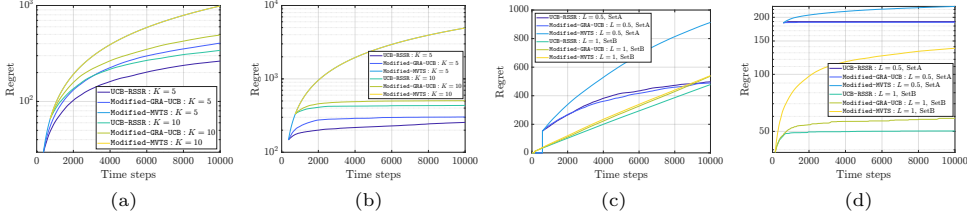


Fig. 2: Expected sub-optimal plays v/s Time steps for (a) uniform distribution, (b) truncated Gaussian, (c) truncated gamma, and (d) Gaussian with $[l, u]$

7.2 Performance of BAI algorithms

Here, we observe the performance of proposed algorithms SHVV, SHSR, and SuRSR under fixed budget n and $1e4$ simulations and for $K = \{16, 32, 64\}$ to analyze how the performance of each algorithm scales as the number of arms increase. We run SHVV, SHSR, and SuRSR and uniform sampling algorithm for multiple setups.

7.2.1 Performance for SHVV:

In Fig 3a, we see the performance of SHVV for a fixed budget of $n = 5000$ for 5 setups. Each setup presents a unique scenario, as the sub-optimality gaps follow geometric progression and arithmetic progression or can be equal within a group of sub-optimal arms. We maintain the $\sigma_1^2 = \frac{1}{12}$ as our optimal arm for all cases.

1. **Experiment - 1** One group of sub-optimal arms: for $K = 16$, $\sigma_{2:16}^2 = \frac{1}{15}$, for $K = 32$, $\sigma_{2:32}^2 = \frac{1}{15}$, and for $K = 64$, $\sigma_{2:64}^2 = \frac{1}{15}$.
2. **Experiment - 2** Two groups of sub-optimal arms: for $K = 16$, $[\sigma_{2:6}^2 = \frac{1}{14}, \sigma_{7:16}^2 = \frac{1}{17}]$, for $K = 32$, $[\sigma_{2:14}^2 = \frac{1}{14}, \sigma_{15:32}^2 = \frac{1}{17}]$ and for $K = 64$, $[\sigma_{2:30}^2 = \frac{1}{14}, \sigma_{31:64}^2 = \frac{1}{17}]$.
3. **Experiment - 3** Arithmetic progression: $\sigma_i^2 = \frac{1}{13} - 0.0021(i - 2)$, $i \in \{2, \dots, K\}$.
4. **Experiment - 4** Geometric progression: $\sigma_i^2 = (\frac{1}{12}) 0.98^i$, $i \in \{2, \dots, K\}$.
5. **Experiment - 5** Random generation: for each realization, the lower and upper limits are randomly generated with $l, u \in [0, 1]$ such that $l < u$.

We observe that as the number of arms increases, e_n increases. This trend is similar for all 5 settings as seen in Fig 3a. This implies as arms grow, the budget required is greater than provided n , for the algorithm to perform optimally with growing arms.

7.2.2 Performance of SHSR and SuRSR

For performance evaluation, we run our algorithms for 3 sets of arms having an increasing time budget. i.e., $K = 16, n = 1e4$; $K = 32, n = 2e4$; and $K = 64, n = 3e4$ and maintain $\bar{\gamma}_1^2 = 1$ as our best arm for all setups. We run SHSR, and SuRSR and uniform sampling algorithm for 5 setups, and maintain $\bar{\gamma}_1^2 = 1$ as our best arm for all setups. The uniform sampling algorithm divides the allocation budget n evenly between the K arms. In all the settings, we take the value L far less than the order of variance.

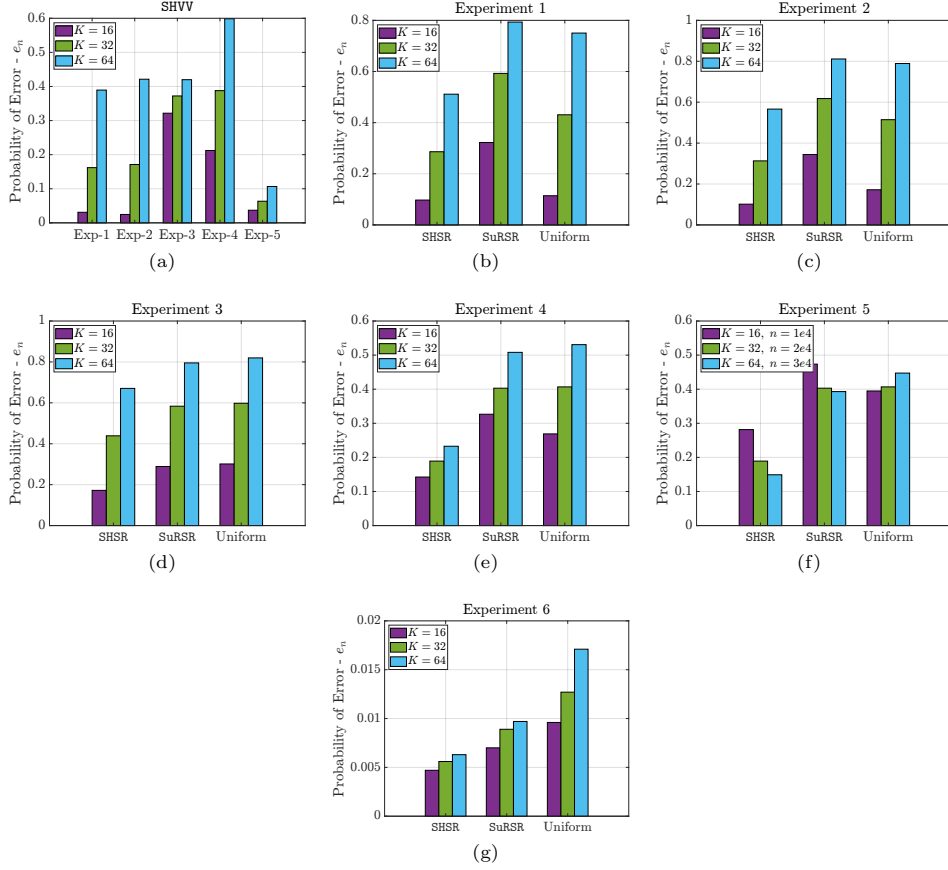


Fig. 3: (a) Error probability e_n of SHVV for 5 experiments given in 7.2.1 (b - f) Error probability e_n of SHSR, SuRSR, and uniform sampling algorithms for 5 experimental setups defined in 7.2.2

- Experiment - 1:** One group of sub-optimal arms: For $K = 16$, $\gamma_{2:16}^2 = 0.9$, for $K = 32$, $\gamma_{2:32}^2 = 0.9$, and for $K = 64$, $\gamma_{2:64}^2 = 0.9$
- Experiment - 2:** Two groups of sub-optimal arms: For $K = 16$, $[\gamma_{2:6}^2 = 0.925, \gamma_{7:16}^2 = 0.875]$, for $K = 32$, $[\gamma_{2:14}^2 = 0.925, \gamma_{15:32}^2 = 0.875]$, and for $K = 64$, $[\gamma_{2:30}^2 = 0.9254, \gamma_{31:64}^2 = 0.875]$
- Experiment - 3:** Arithmetic progression: $\gamma_i^2 = 1 - \frac{1}{30}(i - 1)$, $i \in \{2, \dots, K\}$
- Experiment - 4:** Geometric progression A: $\gamma_i^2 = 0.98^i$, $i \in \{2, \dots, K\}$, $n = 2e4$
- Experiment - 5:** Geometric progression B: $\gamma_i^2 = 0.98^i$, $i \in \{2, \dots, K\}$, $n = \{1e4, 2e4, 3e4\}$. In this setting, we increase the budget as the arms increase.
- Experiment - 6:** Random generation: For each realization, the lower and upper limits are randomly generated with $l, u \in [0, 1]$ such that $l < u$, and the error probability is averaged out.

We see in Fig 3b, 3c, 3d, 3e and 3g, an error corresponding to the detection of optimal SR arm increases as K jumps from 16–32 and 32–64 for a fixed budget of $2e3$. The trend is similar for all the algorithms, with SHSR having the lowest error. Also, we see in Fig 3f, for SHSR and SuRSR that as the number of arms increases, e_n decreases as the budget allocated is also increased with the increase in arms. The error of SHSR is least compared to SuRSR and uniform sampling through all experiments. This behavior is also evident from the upper bound guarantee provided by us in Appendix H and I.

8 Conclusion and Future work

We introduce UCB-RSSR, a RM MAB algorithm designed to maximize the SR, and it exhibits a path-dependent regret bound that scales as $\mathcal{O}(\log n)$ for n plays. It incorporates the idea of the pilot fraction, which necessitates the pulling of arms in the pilot phase for better estimation of mean and variances, thereby decreasing the regret. We proved its efficacy with respect to U-UCB, which is notably the sole algorithm in the literature focused on maximizing the SR. We also show that our algorithm outperforms when compared with the modified version of GRA-UCB and MVTs. With theoretical framework development, empirical assessment, and consistent out-performance across a range of distribution types, it reinforces its practical relevance and adaptability. Further, we proceed to identify the arm with the best SR by introducing BAI algorithms in a fixed budget setting, which are SHVV, SHSR, and SuRSR. We also provide the theoretical guarantees for proposed algorithms in terms of an upper bound on error probability. We observe their performance for a fixed budget for multiple setups, each presenting a unique scenario.

For future work, we aim to focus on developing the concentration inequality and bandit algorithm for non-i.i.d returns, as financial stock data doesn't exhibit i.i.d returns. Also, given that stocks and indices can be numerous, employing a computationally efficient k-best arm identification strategy for K arms can enhance decision-making in complex environments and optimize outcomes.

References

- Achab M, Cl  men  on S, Garivier A (2018) Profitable bandits. In: Asian Conference on Machine Learning, PMLR, pp 694–709
- Audibert JY, Munos R, Szepesv  ari C (2009) Exploration–exploitation tradeoff using variance estimates in multi-armed bandits. *Theoretical Computer Science* 410(19):1876–1902
- Audibert JY, Bubeck S, Munos R (2010) Best arm identification in multi-armed bandits. In: COLT, pp 41–53
- Auer P, Cesa-Bianchi N, Fischer P (2002) Finite-time analysis of the multiarmed bandit problem. *Machine learning* 47(2):235–256

- Bernardo AE, Ledoit O (2000) Gain, loss, and asset pricing. *Journal of Political Economy* 108(1):144–172
- Boldrini S, Nardis LD, Caso G, et al (2018) mumab: A multi-armed bandit model for wireless network selection. *Algorithms* 11:13
- Bubeck S, Munos R, Stoltz G (2009) Pure exploration in multi-armed bandits problems. In: *Algorithmic Learning Theory: 20th International Conference, ALT 2009, Porto, Portugal, October 3-5, 2009. Proceedings 20*, Springer, pp 23–37
- Bubeck S, Munos R, Stoltz G (2011) Pure exploration in finitely-armed and continuous-armed bandits. *Theoretical Computer Science* 412(19):1832–1852
- Carpentier A, Locatelli A (2016) Tight (lower) bounds for the fixed budget best arm identification bandit problem. In: *Conference on Learning Theory, PMLR*, pp 590–604
- Cassel A, et al (2023) A general framework for bandit problems beyond cumulative objectives. *Mathematics of Operations Research*
- Cvitanić J, Lazrak A, Wang T (2008) Implications of the sharpe ratio as a performance measure in multi-period settings. *Journal of Economic Dynamics and Control* 32(5):1622–1649
- Even-Dar E, Mannor S, Mansour Y (2002) Pac bounds for multi-armed bandit and markov decision processes. In: *Computational Learning Theory: 15th Annual Conference on Computational Learning Theory, COLT 2002 Sydney, Australia, July 8–10, 2002 Proceedings 15*, Springer, pp 255–270
- Even-Dar E, Kearns M, Wortman J (2006) Risk-sensitive online learning. In: *Algorithmic Learning Theory: 17th International Conference, ALT 2006, Barcelona, Spain, October 7-10, 2006. Proceedings 17*, Springer, pp 199–213
- Fama EF (1971) Risk, return, and equilibrium. *Journal of Political Economy* 79(1):30–55
- Gornet JF, Hosseinzadeh M, Sinopoli B (2022) Stochastic multi-armed bandits with non-stationary rewards generated by a linear dynamical system. *2022 IEEE 61st Conference on Decision and Control (CDC)* pp 1460–1465
- Hoeffding W (1994) Probability inequalities for sums of bounded random variables. *The collected works of Wassily Hoeffding* pp 409–426
- Hou Y, Tan VY, Zhong Z (2022) Almost Optimal Variance-Constrained Best Arm Identification. *IEEE Transactions on Information Theory*
- Huo X, Fu F (2017) Risk-aware multi-armed bandit problem with application to portfolio selection. *Royal Society open science* 4(11):171377

- Kagrecha A, Nair J, Jagannathan KP (2019) Distribution oblivious, risk-aware algorithms for multi-armed bandits with unbounded rewards. In: NeurIPS, pp 11269–11278
- Karnin Z, Koren T, Somekh O (2013) Almost optimal exploration in multi-armed bandits. In: International conference on machine learning, PMLR, pp 1238–1246
- Kato M, Ariu K, Imaizumi M, et al (2022) Optimal best arm identification in two-armed bandits with a fixed budget under a small gap. arXiv preprint arXiv:220104469
- Lintner J (1965) Security prices, risk, and maximal gains from diversification. *The journal of finance* 20(4):587–615
- Liu X, Derakhshani M, Lambbotharan S, et al (2020) Risk-aware multi-armed bandits with refined upper confidence bounds. *IEEE Signal Processing Letters* 28:269–273
- Loève M (1973) Paul levy, 1886-1971. *The Annals of Probability* 1(1):1–8
- Mannor S, Tsitsiklis JN (2004) The sample complexity of exploration in the multi-armed bandit problem. *Journal of Machine Learning Research* 5(Jun):623–648
- McDiarmid C, et al (1989) On the method of bounded differences. *Surveys in combinatorics* 141(1):148–188
- Mukherjee S, Naveen K, Sudarsanam N, et al (2018) Efficient-ucbv: An almost optimal algorithm using variance estimates. In: Proceedings of the AAAI Conference on Artificial Intelligence
- Ozkaya G, Wang Y (2020) Multi-armed bandit approach to portfolio choice problem. barcelona Graduate School of Economics
- Sharpe WF (1964) Capital asset prices: A theory of market equilibrium under conditions of risk. *The Journal of Finance* 19:425–442
- Sharpe WF (1998) The sharpe ratio. *Streetwise—the Best of the Journal of Portfolio Management* 3:169–85
- Shen W, Wang J, Jiang YG, et al (2015) Portfolio choices with orthogonal bandit learning. In: International Joint Conference on Artificial Intelligence
- Skafté N, Jørgensen M, Hauberg S (2019) Reliable training and estimation of variance networks. *Advances in Neural Information Processing Systems* 32
- Sutton RS, Barto AG (2018) Reinforcement learning: An introduction. MIT press
- Xi G, Tao C, Zhou Y (2021) Near-optimal mnl bandits under risk criteria. In: Proceedings of the AAAI Conference on Artificial Intelligence, pp 10397–10404

Xu T, Zhu R, Shao X (2022) On variance estimation of random forests. arXiv preprint arXiv:220209008

Yang B, Wang X, Qian Z (2018) A multi-armed bandit model-based vertical hand-off algorithm for heterogeneous wireless networks. IEEE Communications Letters 22(10):2116–2119

Yu X, Ouyang W (2023) Mean-variance pure exploration of bandits. In: 2023 6th International Conference on Artificial Intelligence and Big Data (ICAIBD), IEEE, pp 165–170

Zhu Q, Tan V (2020) Thompson sampling algorithms for mean-variance bandits. In: International Conference on Machine Learning, PMLR, pp 11599–11608

Appendix A Variance Estimate and proof of lemma1, theorem 1

Proof. (Lemma 1) In this derivation, we consider the deviation of the empirical variance from true variance by ϵ . Using McDiarmid’s inequality from Hou et al (2022) for bounded distribution $[0,1]$, we have

$$\bar{V}(n) = \frac{1}{n-1} \sum_{i=1}^n \left(X_i - \frac{1}{n} \sum_{j=1}^n X_j \right)^2 = \frac{1}{n(n-1)} \sum_{i<j}^n (X_i - X_j)^2.$$

Using the bounded differences property Loève (1973) on a function f , where $f : X_1, X_2, \dots, X_n$ which states that when the value of the e^{th} sample X_e is changed to X'_e , then the resulting change in the function’s value is limited to a maximum of G_e . So

$$|f(X_1, X_2, X_e, \dots, X_n) - f(X_1, X_2, X'_e, \dots, X_n)| \leq G_e$$

Now, deriving the upper bound on the bounded differences where $f(X)$ is sample variance and $X_1, X_2, \dots, X_n \in [0, 1]$. We have:

$$\begin{aligned} f(X_1, \dots, X_e, \dots, X_n) &= \frac{1}{n(n-1)} ((X_1 - X_2)^2 + \dots + (X_1 - X_e)^2 \\ &\quad + \dots + (X_1 - X_n)^2 + \dots + (X_e - X_{e-1})^2 + \dots + (X_{n-1} - X_n)^2) \end{aligned}$$

Replacing the X_e with X'_e and taking the difference of both sequences, we get:

$$\begin{aligned} &\left| \left(\frac{1}{n(n-1)} ((X_1 - X_2)^2 + \dots + (X_1 - X_e)^2 + \dots + (X_1 - X_n)^2 + \dots + (X_e - X_{e-1})^2 \right. \right. \\ &\quad \left. \left. + \dots + (X_{n-1} - X_n)^2) \right) - \left(\frac{1}{n(n-1)} ((X_1 - X_2)^2 + \dots + (X_1 - X'_e)^2 + \dots + \right. \right. \end{aligned}$$

Algorithm 6 UCB-VV

Input: δ_P, K, n **Parameter:** $s_i(0) = 0, \bar{X}_i(0) = 0, \bar{V}_i(0) = 0$

- 1: **for** each $t = 1, 2, \dots, \delta_P n$ **do**
 - 2: Play arm $i = (t \bmod K) + 1$.
 - 3: Update $s_i(t), \bar{X}_i(t)$, and $\bar{V}_i(t)$.
 - 4: Calculate $B_i(t)_{\text{VV}}$.
 - 5: **end for**
 - 6: **for** each $t = \delta_P n + 1, \delta_P n + 2, \dots, n$ **do**
 - 7: Play arm $i = \underset{i \in \{1, 2, \dots, K\}}{\operatorname{argmax}} B_i(t-1)_{\text{VV}}$.
 - 8: Update $s_i(t), \bar{X}_i(t)$, and $\bar{V}_i(t)$.
 - 9: Calculate $B_i(t)_{\text{VV}}$.
 - 10: **end for**
-

$$\left. \left((X_1 - X_n)^2 + \dots + (X'_e - X_{e-1})^2 + \dots + (X_{n-1} - X_n)^2 \right) \right| \leq \frac{1}{n}.$$

Substituting this upper bound in McDiarmid's inequality, we get

$$\mathbb{P} \left(|\bar{V}(n) - \sigma^2| > \epsilon \right) \leq 2 \exp(-2n\epsilon^2).$$

If we assume the distribution with support $[0, u]$, then G_e is equal to $\frac{u^2}{n}$. Thus, the resultant inequality for variance will be

$$\mathbb{P} \left(|\bar{V}(n) - \sigma^2| > \epsilon \right) \leq 2 \exp \left(\frac{-2n\epsilon^2}{u^2} \right).$$

□

A.1 UCB-VV Algorithm

We introduce an algorithm called **UCB-VV**, which aims to select an arm with the highest variance. The regret incurred is evaluated as $\mathcal{R}_{VV}(n) = \sum_{i=1}^K \delta_i \mathbb{E}[s_i(n)]$.

Proof. (Regret) With $\delta_P = 1/n$, each arm is picked once. We need to bound each $s_i(n)$ to bound the regret. Let $C_{t, s_*} = \sqrt{\frac{2 \log t}{s_*}}$ be upper confidence bound and z be any arbitrary positive integer. We will always put a subscript $*$ to any quantity which refers to the optimal arm. For example, we write s_* instead of s_i to denote the count of optimal arm pulled. Similarly, $\bar{V}_*(t)$ instead of $\bar{V}_i(t)$, where $\bar{V}_*(t)$ is the variance estimate of optimal arm at time step t . At the start of the experiment, each arm is picked at least once, including the sub-optimal arms.

$$s_i(n) = \delta_P n + \sum_{t=K+1}^n \mathbb{I}\{\pi(t) = i\}$$

where policy π is UCB-VV, and $\mathbb{I}(\cdot)$ is the indicator function defined as,

$$\mathbb{I}\{\pi(t) = i\} = \begin{cases} 1 & \text{if } \pi(t) = i \\ 0 & \text{else} \end{cases}$$

$$\begin{aligned} s_i(n) &\stackrel{(a)}{\leq} z + \sum_{t=K+1}^n \mathbb{I}\{\pi(t) = i, s_i \geq z\} \\ &\stackrel{(b)}{\leq} z + \sum_{t=K+1}^n \mathbb{I}\{\bar{V}_*(t-1) + C_{t-1, s_*} \leq \bar{V}_i(t-1) + C_{t-1, s_i}, s_i \geq z\} \\ &\stackrel{(c)}{\leq} z + \sum_{t=K+1}^n \mathbb{I}\left\{\min_{0 < s_* < t} \{\bar{V}_*(s_*) + C_{t-1, s_*}\} \leq \max_{z < s_i < t} \{\bar{V}_i(s_i) + C_{t-1, s_i}\}\right\} \\ &\stackrel{(d)}{\leq} z + \sum_{t=1}^{\infty} \sum_{s_*=1}^{t-1} \sum_{s_i=z}^{t-1} \mathbb{I}\{\bar{V}_*(s_*) + C_{t, s_*} \leq \bar{V}_i(s_i) + C_{t, s_i}\} \end{aligned} \quad (\text{A1})$$

In step (a), we consider the sub-optimal arm i has been picked at least z number of times. In step (b), to pick the sub-optimal arm at time t , its index must be at least equal to or greater than that of the optimal arm. Step (c) involves looking back at all the optimal values we had until now, then taking their minimum, and all sub-optimal values we had, then taking their maximum. This will lead to an overcount of (b). In step (d), we upper bound by summing over all indices for the optimal and sub-optimal arm, which will include the event(c). Now $\bar{V}_*(s_*) + C_{t, s_*} \leq \bar{V}_i(s_i) + C_{t, s_i}$ implies at least one of the following must be true

$$\bar{V}_*(s_*) \leq \sigma_*^2 - C_{t, s_*} \quad (\text{A2})$$

$$\bar{V}_i(s_i) \geq \sigma_i^2 + C_{t, s_i} \quad (\text{A3})$$

$$\sigma_*^2 < \sigma_i^2 + 2C_{t, s_i} \quad (\text{A4})$$

C_{t, s_*} and C_{t, s_i} are the bias terms for the optimal and sub-optimal arm, respectively. We bound the probability of events (A2) and (A3) using Lemma 1:

$$\mathbb{P}(\bar{V}_*(s_*) \leq \sigma_*^2 - C_{t, s_*}) \leq e^{-2s_*(C_{t, s_*})^2}$$

where $C_{t, s_*} = \sqrt{\frac{2 \log t}{s_*}}$. Substitute C_{t, s_*} above, we get

$$\mathbb{P}(\bar{V}_*(r) \leq \sigma_*^2 - C_{t, s_*}) \leq e^{-2s_* \left(\sqrt{\frac{2 \log t}{s_*}}\right)^2} = t^{-4}.$$

Similarly for C_{t,s_i} , probability of (A3) will be $\leq t^{-4}$. We see that the condition in equation (A4) arises when the true variance of the optimal and sub-optimal arm are close to each other. If the true variance of optimal is less than the true variance of any sub-optimal arm with the addition of 2 times the uncertainty term, i.e., $C_{t,s_i(q)}$, the agent is bound to make an error until enough number of pulls have taken place. As z represents the initial number of trials and if these trials are sufficient, then equation (A4) becomes false. We see that for $z = \left\lceil \frac{8 \log t}{\delta_i^2} \right\rceil$, i.e., $s_i = z$, the number of trials of the sub-optimal arm is substantial enough to make the occurrence of an error event to become highly unlikely. This can be seen as,

$$\begin{aligned} \sigma_*^2 - \sigma_i^2 - 2C_{t,s_i} &= \sigma_*^2 - \sigma_i^2 - 2\sqrt{\frac{2 \log t}{s_i}} \\ &\geq \sigma_*^2 - \sigma_i^2 - 2\sqrt{\frac{2 \log t \delta_i^2}{8 \log t}} = \sigma_*^2 - \sigma_i^2 - \delta_i = 0. \end{aligned}$$

It implies that in total of n pulls at a certain time-step t , pulls of arm i i.e $s_i \geq \frac{8 \log n}{\delta_i^2}$ to bound the expected number of pulls for sub-optimal arm i as,

$$\mathbb{E}[s_i(n)] \leq \left\lceil \frac{8 \log n}{\delta_i^2} \right\rceil + \sum_{t=1}^{\infty} \sum_{s_*=1}^t \sum_{s_i=\frac{8 \log n}{\delta_i^2}}^t 2t^{-4} \leq \frac{8 \log n}{\delta_i^2} + 1 + \frac{\pi^2}{3}$$

We observe that for $s_i \geq \frac{8 \log n}{\delta_i^2}$, the probability of picking the wrong arm diminishes at a rate that contributes to only **logarithmic regret** in the number of pulls spent on maximum-variance arm. \square

Appendix B Proof of Theorem 2

We need to establish the convergence of the empirical quantity $\frac{\bar{X}(n)}{L+\bar{V}(n)}$ to $\frac{\mu}{l+\sigma^2}$. Let A be the event $|\bar{X}(n) - \mu| < \epsilon$, B be the event $|\bar{V}(n) - \sigma^2| < \epsilon$, and let $C = A \cap B$. Then,

$$\begin{aligned} \mathbb{P}(|\bar{\beta}(n) - \beta| > \tilde{\epsilon}) &= \mathbb{P}(|\bar{\beta}(n) - \beta| > \tilde{\epsilon} | C) \mathbb{P}(C) + \mathbb{P}(|\bar{\beta}(n) - \beta| > \tilde{\epsilon} | \bar{C}) \mathbb{P}(\bar{C}) \\ &\stackrel{(a)}{\leq} \mathbb{P}(|\bar{\beta}(n) - \beta| > \tilde{\epsilon} | C) \mathbb{P}(C) + 2 \exp\left(\frac{-2n\epsilon_i(n)^2}{u^2}\right) \\ &\stackrel{(b)}{=} 2 \exp\left(\frac{-2n\epsilon_i(n)^2}{u^2}\right). \end{aligned}$$

where $\tilde{\epsilon} = \frac{(\bar{V}(n) + \bar{X}(n) + 2\epsilon_i(t) + L)\epsilon_i(t)}{(\bar{V}(n) + L)(\bar{V}(n) + L - 3\epsilon_i(t))}$ and $\epsilon_i(n) = \sqrt{\frac{2 \log n}{s_i(n)}}$. Step (a) follows from $\mathbb{P}(\bar{C}) \leq 2 \exp\left(\frac{-2n\epsilon_i(n)^2}{u^2}\right)$. Step (b) follows from $\mathbb{P}(|\bar{\beta}(n) - \beta| > \tilde{\epsilon} | C) = 0$. Thus, using

Hoeffding's inequality and Lemma 1, for a given $\tilde{\epsilon} > 0$, the quantity $2 \exp\left(\frac{-2n\epsilon_i(n)^2}{u^2}\right)$ serves as an upper bound for the probability of the event $(|\bar{\beta}(n) - \beta| > \tilde{\epsilon})$. This remains true even for $[l, u]$ because $2 \exp\left(\frac{-2n\epsilon_i(n)^2}{(u-l)^2}\right) < 2 \exp\left(\frac{-2n\epsilon_i(n)^2}{u^2}\right)$.

Appendix C Proof of Theorem 3

Proof. Let $C_{t,s_*} = \frac{(\bar{V}_*(t) + \bar{X}_*(t) + 2\epsilon_*(t) + L)\epsilon_*(t)}{(\bar{V}_*(t) + L)(\bar{V}_*(t) + L - 3\epsilon_*(t))}$ be the confidence term of the SR-like estimate of the optimal arm. Here $\epsilon_*(t) = \sqrt{\frac{2 \log t}{s_*}}$, and s_* represents the number of times optimal arm has been pulled until time t . Likewise, let C_{t,s_i} be the bias term of any sub-optimal arm that has been picked s_i times till time t . For Theorem 5 to hold, the confidence term has to be positive for all arms through all t . In order to have that, the denominator of confidence term i.e., $(\bar{V}_i(t) + L)(\bar{V}_i(t) + L - 3\epsilon_i(t))$ has to be non-negative. As we solve it, we see the regularization term at each time step t is bounded for i -th arm as $L \geq 3\epsilon_i$. Thus, arm i has to be pulled at least

$$s_i \geq \left\lceil \frac{18 \log n}{L^2} \right\rceil \quad (\text{C5})$$

times for confidence term to be positive for all t . Now, for each $t \geq 1$, we bound the expectation of the indicator function $\mathbb{I}\{\pi(t) = i\}$ for $\pi = \text{UCB-SR-like}$. Therefore, we write the expectation of sub-optimal pulls of $s_i(n)$ as:

$$\begin{aligned} \mathbb{E}[s_i(n)] &\leq z + \mathbb{E} \left[\sum_{t=K+1}^n \underbrace{\mathbb{I}\{\bar{\beta}_*(t-1) + C_{t-1,s_*} \leq \bar{\beta}_i(t-1) + C_{t-1,s_i}, s_i \geq z\}}_E \right] \\ &\stackrel{(a)}{\leq} z + \mathbb{E} \left[\sum_{t=K+1}^n \mathbb{I} \left\{ \min_{0 < s_* < t} \{\bar{\beta}_*(s_*) + C_{t-1,s_*}\} \leq \max_{z < s_i < t} \{\bar{\beta}_i(s_i) + C_{t-1,s_i}\} \right\} \right] \\ &\stackrel{(b)}{\leq} z + \mathbb{E} \left[\sum_{t=K+1}^{\infty} \sum_{s_*=1}^{t-1} \sum_{s_i=z}^{t-1} \underbrace{\mathbb{I}\{\bar{\beta}_*(s_*) + C_{t,s_*} \leq \bar{\beta}_i(s_i) + C_{t,s_i}\}}_F \right]. \end{aligned}$$

Step (a) follows because instead of comparing the event E for a particular time step $t-1$, we use \min_{s_*} and \max_{s_i} to pick the minimum and maximum value of $\{\bar{\beta}_*(s_*) + C_{t-1,s_*}\}$ and $\{\bar{\beta}_i(s_i) + C_{t-1,s_i}\}$ respectively across all the time steps up to $t-1$, and then compare them, which upper bounds $\mathbb{E}[s_i(n)]$. Step (b) follows because instead of looking at the minimum and maximum values, we compare $\{\bar{\beta}_*(s_*) + C_{t,s_*} \leq \bar{\beta}_i(s_i) + C_{t,s_i}\}$ across all the previous values of s_* and s_i . Further, to bound $\mathbb{E}[s_i(n)]$, we bound $\mathbb{P}(\bar{\beta}_*(s_*) + C_{t,s_*} \leq \bar{\beta}_i(s_i) + C_{t,s_i})$. The event F holds if at least one of the following is true

$$\bar{\beta}_*(s_*) \leq \beta_* - C_{t,s_*} \quad (\text{C6})$$

$$\bar{\beta}_i(s_i) \geq \beta_i + C_{t,s_i} \quad (\text{C7})$$

$$\beta_* < \beta_i + 2C_{t,s_i} \quad (\text{C8})$$

The probability of first two events (C6) and (C7) are bounded using Theorem 4 (concentration bound on RSSR) as:

$$\mathbb{P}(\bar{\beta}_*(s_*) \leq \beta_* - C_{t,s_*}) \leq \exp(-2s_*\epsilon_*^2(t)) \stackrel{(d)}{\leq} t^{-4}$$

Step (d) follows by substituting $\epsilon_*(t) = \sqrt{\frac{2 \log t}{s_*}}$

Likewise applying Theorem 4 for bias term C_{t,s_i} ensures that probability bound on (C7) meets the deviation probability t^{-4} . Finally, the condition in the event (C8) arises when the optimal and sub-optimal arms are close to each other. If the true SR-like of the optimal arm is less than any of any sub-optimal arm with the addition of 2 times the uncertainty term, i.e., C_{t,s_i} , the agent is bound to make an error until enough number of pulls have taken place. As z represents the initial number of trials and if these trials are sufficient, then equation (C8) becomes false. For (C8) to become false, we find a threshold value $z = s_i$ for which

$$\frac{(\bar{V}_i(t) + \bar{X}_i(t) + 2\epsilon_i(t) + L) \epsilon_i(t)}{(\bar{V}_i(t) + L)(\bar{V}_i(t) + L - 3\epsilon_i(t))} = \frac{\Delta'_i}{2}. \quad (\text{C9})$$

Solving (C9) gives two values of s_i as, $s_i = \frac{32 \log t}{(-A \pm \sqrt{A^2 + B})^2}$ where

$$A = (1.5\Delta'_i + 1)(\bar{V}_i(t) + L) + \bar{X}_i(t) \quad (\text{C10})$$

$$B = 4\Delta'_i(\bar{V}_i(t) + L)^2 \quad (\text{C11})$$

Therefore for $z = s_i = \frac{32 \log t}{(-A \pm \sqrt{A^2 + B})^2}$ guarantees that (C8) will never happen.

$$\beta_* - \beta_i - 2C_{t,s_i} = \beta_* - \beta_i - \Delta'_i = 0.$$

Thus, we determine the expectation of the minimum number of pulls required so that event (C8) fails for $s_i \geq \mathbb{E}\left[\frac{32 \log t}{(-A \pm \sqrt{A^2 + B})^2}\right]$, the number of trials of the sub-optimal arm is enough to make the occurrence of an error event to become highly unlikely.

$$\begin{aligned} s_i &\geq 32 \log n \mathbb{E}\left[\frac{1}{(-A + \sqrt{A^2 + B})^2}\right] \stackrel{(d)}{\geq} \frac{32 \log n}{\left(\mathbb{E}[-A + \sqrt{A^2 + B}]\right)^2} \\ &\stackrel{(e)}{\geq} \frac{32 \log n}{\left(-\mathbb{E}[A] + \sqrt{\mathbb{E}[A^2] + \mathbb{E}[B]}\right)^2} \end{aligned}$$

Step (d) and (e) both follow from Jensen's inequality. In step (d) the random variable $-\mathbb{E}[A] + \sqrt{\mathbb{E}[A^2] + \mathbb{E}[B]}$ is non-negative for all values of L and Δ'_i . Likewise in step (e), $\mathbb{E}[X^p] \leq (\mathbb{E}[X])^p$ only if $p \in (0, 1)$ and $X \geq 0$. The expectation operator on A given in (C10) and B given in (C11), gives us

$$C_1 = \mathbb{E}[A] = \mathbb{E}[(1.5\Delta'_i + 1)(\bar{V}_i(t) + L) + \bar{X}_i(t)] = (1.5\Delta'_i + 1)(\sigma_i^2 + L) + \sigma_i^2 + \mu_i \quad (\text{C12})$$

$$C_2 = \mathbb{E}[B] = \mathbb{E}[4\Delta'_i(\bar{V}_i^2(t) + 2\bar{V}_i(t)L + L^2)] = 4\Delta'_i(\mathbb{E}[\bar{V}_i^2(t)] + 2\sigma_i^2L + L^2) \quad (\text{C13})$$

$$\begin{aligned} C_3 = \mathbb{E}[A^2] &= \mathbb{E}[c_i^2\bar{V}_i^2(t) + 2c_i\bar{V}_i(t)\bar{X}_i(t) + \bar{X}_i^2(t) + 2Lc_i^2\bar{V}_i(t) + 2Lc_i\bar{X}_i(t) + L^2c_i^2] \\ &= c_i^2\mathbb{E}[\bar{V}_i^2(t)] + 2c_i\mathbb{E}[\bar{V}_i(t)\bar{X}_i(t)] + \mathbb{E}[\bar{X}_i^2(t)] + 2Lc_i^2\sigma_i^2 + 2Lc_i(\sigma_i^2 + \mu_i^2) + L^2c_i^2 \end{aligned} \quad (\text{C14})$$

where $c_i = (1.5\Delta'_i + 1)$, $\mu_{i,4}$ is fourth central moment (Kurtosis), and $\mu'_{i,4}$ is fourth raw moment of i -th arm respectively. For simplicity, we don't show the derivation of $\mathbb{E}[\bar{V}_i(t)^2]$, $\mathbb{E}[\bar{X}_i^2(t)]$ and $\mathbb{E}[\bar{V}_i(t)\bar{X}_i(t)]$.

$$\begin{aligned} \mathbb{E}[\bar{V}_i(t)^2] &\leq \mu_{i,4} + \sigma_i^4, \quad \mathbb{E}[\bar{X}_i^2(t)] \leq \sigma_i^2 + \mu_i^2, \quad \text{and} \\ \mathbb{E}[\bar{V}_i(t)\bar{X}_i(t)] &\leq \sigma_i^2\mu_i + \sqrt{\mu_{i,4}\sigma_i^2}. \end{aligned}$$

It implies that in total of n pulls at a certain time-step t , pulls of arm i i.e $z = \left\lceil \frac{32 \log n}{(-C_1 + \sqrt{C_3 + C_2})^2} \right\rceil$ bounds the expected number of pulls for sub-optimal arm i as,

$$\begin{aligned} \mathbb{E}[s_i(n)] &\leq \max \left\{ \left\lceil \frac{18 \log n}{L^2} \right\rceil, \left\lceil \frac{32 \log n}{(-C_1 + \sqrt{C_3 + C_2})^2} \right\rceil \right\} + \sum_{t=1}^{\infty} \sum_{s_*=1}^{t-1} \sum_{s_i=z}^{t-1} 2t^{-4} \\ &\leq \max \left\{ \frac{18 \log n}{L^2}, \frac{32 \log n}{C_2} \right\} + \sum_{t=1}^{\infty} \sum_{s_*=1}^t \sum_{s_i=1}^t 2t^{-4} \\ &= \max \left\{ \frac{18 \log n}{L^2}, \frac{8 \log n}{\Delta'_i(\mu_{i,4} + (\sigma_i^2 + L)^2)} \right\} + 1 + \frac{\pi^2}{3} \end{aligned}$$

We observe that for $s_i \geq \frac{8 \log n}{\Delta'_i(\mu_{i,4} + (\sigma_i^2 + L)^2)}$, the probability of picking the wrong arm diminishes at a rate that contributes to only **logarithmic regret** in the number of pulls spent on the maximum-SR-like arm. \square

Appendix D Proof of Theorem 4

Proof. We need to establish the convergence of the empirical quantity $\frac{\bar{X}_i^2(n)}{L + \bar{V}_i(n)}$ to $\frac{\mu_i^2}{L + \sigma_i^2}$. Note that, $\bar{X}^2(n) = \tilde{X}(n) - \bar{V}(n)$.

$\tilde{X}(n)$ is the mean-square value that satisfies the Hoeffding bound: $\mathbb{P}\left(\left|\tilde{X}(n) - \mathbb{E}[X^2]\right| > \epsilon\right) \leq 2e^{-\frac{2n\epsilon^2}{u^2}}$ for i.i.d. random variables $X_i \in [l, u]$. Let A be the event $|\tilde{X}(n) - \mu| < \epsilon$, B be the event $|\bar{V}(n) - \sigma^2| < \epsilon$, and let $C = A \cap B$.

$$\begin{aligned} \mathbb{P}\left(|\bar{\gamma}^2(n) - \gamma^2| > \hat{\epsilon}\right) &= \mathbb{P}\left(|\bar{\gamma}^2(n) - \gamma^2| > \hat{\epsilon} \mid C\right) \mathbb{P}(C) + \mathbb{P}\left(|\bar{\gamma}^2(n) - \gamma^2| > \hat{\epsilon} \mid \bar{C}\right) \mathbb{P}(\bar{C}) \\ &\stackrel{(a)}{\leq} \mathbb{P}\left(|\bar{\gamma}^2(n) - \gamma^2| > \hat{\epsilon} \mid C\right) \mathbb{P}(C) + 2 \exp\left(\frac{-2n\epsilon_i(n)^2}{u^2}\right) \stackrel{(b)}{=} 2 \exp\left(\frac{-2n\epsilon_i(n)^2}{u^2}\right). \end{aligned}$$

where $\hat{\epsilon} = \frac{(\bar{V}(n) + \tilde{X}(n) + 2\epsilon_i(n) + L)\epsilon_i(n)}{(\bar{V}(n) + L)(\bar{V}(n) + L - 3\epsilon_i(n))}$ and $\epsilon_i(n) = \sqrt{\frac{2 \log n}{s_i(n)}}$. Step (a) follows from $\mathbb{P}(\bar{C}) \leq 2 \exp\left(\frac{-2n\epsilon_i(n)^2}{u^2}\right)$. Step (b) follows from $\mathbb{P}\left(|\bar{\gamma}^2(n) - \gamma^2| > \hat{\epsilon} \mid C\right) = 0$. Thus, using Hoeffding's inequality and Lemma 1, for a given $\hat{\epsilon} > 0$, the quantity $2 \exp\left(\frac{-2n\epsilon_i(n)^2}{u^2}\right)$ serves as an upper bound for the probability of the event $(|\bar{\gamma}^2(n) - \gamma^2| > \hat{\epsilon})$. This remains true even for $[l, u]$ because $2 \exp\left(\frac{-2n\epsilon_i(n)^2}{(u-l)^2}\right) < 2 \exp\left(\frac{-2n\epsilon_i(n)^2}{u^2}\right)$. \square

Appendix E Proof of Theorem 5

Proof. Let $C_{t,s_*} = \frac{(\bar{V}_*(t) + \tilde{X}_*(t) + 2\epsilon_*(t) + L)\epsilon_*(t)}{(\bar{V}_*(t) + L)(\bar{V}_*(t) + L - 3\epsilon_*(t))}$ be the confidence term of the RSSR estimate of the optimal arm. Here $\epsilon_*(t) = \sqrt{\frac{2 \log t}{s_*}}$, and s_* represents the number of times optimal arm has been pulled until time t . Likewise, let C_{t,s_i} be the bias term of any sub-optimal arm that has been picked s_i times till time t . For Theorem 5 to hold, the confidence term has to be positive for all arms through all t . In order to have that, the denominator of confidence term i.e., $(\bar{V}_i(t) + L)(\bar{V}_i(t) + L - 3\epsilon_i(t))$ has to be non-negative. As we solve it, we see the regularization term at each time step t is bounded for i -th arm as $L \geq 3\epsilon_i$. Thus, arm i has to be pulled at least

$$s_i \geq \left\lceil \frac{18 \log n}{L^2} \right\rceil \quad (\text{E15})$$

times for confidence term to be positive for all t . Now, for each $t \geq 1$, we bound the expectation of the indicator function $\mathbb{I}\{\pi(t) = i\}$ for $\pi = \text{UCB-RSSR}$. Therefore, we write the expectation of sub-optimal pulls of $s_i(n)$ as:

$$\begin{aligned} \mathbb{E}[s_i(n)] &\leq z + \mathbb{E}\left[\sum_{t=K+1}^n \underbrace{\mathbb{I}\left\{\bar{\gamma}_*^2(t-1) + C_{t-1,s_*} \leq \bar{\gamma}_i^2(t-1) + C_{t-1,s_i}, s_i \geq z\right\}}_E\right] \\ &\stackrel{(a)}{\leq} z + \mathbb{E}\left[\sum_{t=K+1}^n \mathbb{I}\left\{\min_{0 < s_* < t} \{\bar{\gamma}_*^2(s_*) + C_{t-1,s_*}\} \leq \max_{z < s_i < t} \{\bar{\gamma}_i^2(s_i) + C_{t-1,s_i}\}\right\}\right] \end{aligned}$$

$$\stackrel{(b)}{\leq} z + \mathbb{E} \left[\sum_{t=K+1}^{\infty} \sum_{s_*=1}^{t-1} \sum_{s_i=z}^{t-1} \mathbb{I} \left\{ \underbrace{\bar{\gamma}_*^2(s_*) + C_{t,s_*} \leq \bar{\gamma}_i^2(s_i) + C_{t,s_i}}_F \right\} \right].$$

Step (a) follows because instead of comparing the event E for a particular time step $t-1$, we use \min_{s_*} and \max_{s_i} to pick the minimum and maximum value of $\{\bar{\gamma}_*^2(s_*) + C_{t-1,s_*}\}$ and $\{\bar{\gamma}_i^2(s_i) + C_{t-1,s_i}\}$ respectively across all the time steps up to $t-1$, and then compare them, which upper bounds $\mathbb{E}[s_i(n)]$. Step (b) follows because instead of looking at the minimum and maximum values, we compare $\{\bar{\gamma}_*^2(s_*) + C_{t,s_*} \leq \bar{\gamma}_i^2(s_i) + C_{t,s_i}\}$ across all the previous values of s_* and s_i . Further, to bound $\mathbb{E}[s_i(n)]$, we bound $\mathbb{P}(\bar{\gamma}_*^2(s_*) + C_{t,s_*} \leq \bar{\gamma}_i^2(s_i) + C_{t,s_i})$. The event F holds if at least one of the following is true

$$\bar{\gamma}_*^2(s_*) \leq \gamma_*^2 - C_{t,s_*} \tag{E16}$$

$$\bar{\gamma}_i^2(s_i) \geq \gamma_i^2 + C_{t,s_i} \tag{E17}$$

$$\gamma_*^2 < \gamma_i^2 + 2C_{t,s_i} \tag{E18}$$

The probability of first two events (E16) and (E17) are bounded using Theorem 4 (concentration bound on RSSR) as:

$$\mathbb{P}(\bar{\gamma}_*^2(s_*) \leq \gamma_*^2 - C_{t,s_*}) \leq \exp(-2s_*\epsilon_*^2(t)) \stackrel{(c)}{\leq} t^{-4}$$

Step (c) follows by substituting $\epsilon_*(t) = \sqrt{\frac{2 \log t}{s_*}}$. Likewise applying Theorem 4 for bias term C_{t,s_i} ensures that probability bound on E17 meets the deviation probability t^{-4} . Finally, the condition in the event (E18) arises when the optimal and sub-optimal arms are close to each other. If the true RSSR of the optimal arm is less than any of any sub-optimal arm with the addition of 2 times the uncertainty term, i.e., C_{t,s_i} , the agent is bound to make an error until enough number of pulls have taken place. As z represents the initial number of trials and if these trials are sufficient, then equation (E18) becomes false. For (E18) to become false, we find a threshold value $z = s_i$ for which

$$\frac{(\bar{V}_i(t) + \tilde{X}_i(t) + 2\epsilon_i(t) + L) \epsilon_i(t)}{(\bar{V}_i(t) + L) (\bar{V}_i(t) + L - 3\epsilon_i(t))} = \frac{\Delta_i}{2}. \tag{E19}$$

Solving (E19) gives two values of s_i as, $s_i = \frac{32 \log t}{(-A \pm \sqrt{A^2 + B})^2}$ where

$$A = (1.5\Delta_i + 1) (\bar{V}_i(t) + L) + \tilde{X}_i(t) \tag{E20}$$

$$B = 4\Delta_i (\bar{V}_i(t) + L)^2 \tag{E21}$$

Therefore for $z = s_i = \frac{32 \log t}{(-A \pm \sqrt{A^2 + B})^2}$ guarantees that (E18) will never happen.

$$\gamma_*^2 - \gamma_i^2 - 2C_{t,s_i} = \gamma_*^2 - \gamma_i^2 - \Delta_i = 0.$$

Thus, we determine the expectation of the minimum number of pulls required so that event (E18) fails for $s_i \geq \mathbb{E} \left[\frac{32 \log t}{(-A \pm \sqrt{A^2 + B})^2} \right]$, the number of trials of the sub-optimal arm is enough to make the occurrence of an error event to become highly unlikely.

$$\begin{aligned} s_i &\geq 32 \log n \mathbb{E} \left[\frac{1}{(-A + \sqrt{A^2 + B})^2} \right] \stackrel{(d)}{\geq} \frac{32 \log n}{\left(\mathbb{E} [-A + \sqrt{A^2 + B}] \right)^2} \\ &\stackrel{(e)}{\geq} \frac{32 \log n}{\left(-\mathbb{E}[A] + \sqrt{\mathbb{E}[A^2] + \mathbb{E}[B]} \right)^2} \end{aligned} \quad (\text{E22})$$

Step (d) and (e) both follow from Jensen's inequality. In step (d) the random variable $-\mathbb{E}[A] + \sqrt{\mathbb{E}[A^2] + \mathbb{E}[B]}$ is non-negative for all values of L and Δ_i . Likewise in step (e), $\mathbb{E}[X^p] \leq (\mathbb{E}[X])^p$ only if $p \in (0, 1)$ and $X \geq 0$. The expectation operator on A given in (E20) and B given in (E21), gives us

$$C_1 = \mathbb{E}[A] = \mathbb{E} \left[(1.5\Delta_i + 1) (\bar{V}_i(t) + L) + \tilde{X}_i(t) \right] = (1.5\Delta_i + 1) (\sigma_i^2 + L) + \sigma_i^2 + \mu_i^2 \quad (\text{E23})$$

$$C_2 = \mathbb{E}[B] = \mathbb{E} \left[4\Delta_i (\bar{V}_i^2(t) + 2\bar{V}_i(t)L + L^2) \right] = 4\Delta_i (\mathbb{E} [\bar{V}_i^2(t)] + 2\sigma_i^2 L + L^2) \quad (\text{E24})$$

$$\begin{aligned} C_3 = \mathbb{E}[A^2] &= \mathbb{E} \left[c_i^2 \bar{V}_i^2(t) + 2c_i \bar{V}_i(t) \tilde{X}_i(t) + \tilde{X}_i^2(t) + 2Lc_i^2 \bar{V}_i(t) + 2Lc_i \tilde{X}_i(t) + L^2 c_i^2 \right] \\ &= c_i^2 \mathbb{E} [\bar{V}_i^2(t)] + 2c_i \mathbb{E} [\bar{V}_i(t) \tilde{X}_i(t)] + \mathbb{E} [\tilde{X}_i^2(t)] + 2Lc_i^2 \sigma_i^2 + 2Lc_i (\sigma_i^2 + \mu_i^2) + L^2 c_i^2 \end{aligned} \quad (\text{E25})$$

where $c_i = (1.5\Delta_i + 1)$, $\mu_{i,4}$ is fourth central moment (Kurtosis), and $\mu'_{i,4}$ is fourth raw moment of i -th arm respectively. For simplicity, we don't show the derivation of $\mathbb{E} [\bar{V}_i(t)^2]$, $\mathbb{E} [\tilde{X}_i^2(t)]$ and $\mathbb{E} [\bar{V}_i(t) \tilde{X}_i(t)]$.

$$\begin{aligned} \mathbb{E} [\bar{V}_i(t)^2] &\leq \mu_{i,4} + \sigma_i^4, \quad \mathbb{E} [\tilde{X}_i^2(t)] \leq \mu'_{i,4} + (\sigma_i^2 + \mu_i^2)^2, \quad \text{and} \\ \mathbb{E} [\bar{V}_i(t) \tilde{X}_i(t)] &\leq \sigma_i^2 (\sigma_i^2 + \mu_i^2) + \sqrt{(\mu_{i,4} + \sigma_i^4) (\mu'_{i,4} + (\sigma_i^2 + \mu_i^2) (\sigma_i^2 + \mu_i^2 + 1))}. \end{aligned}$$

It implies that in total of n pulls at a certain time-step t , pulls of arm i i.e $z = \left\lceil \frac{32 \log n}{(-C_1 + \sqrt{C_3 + C_2})^2} \right\rceil$ bounds the expected number of pulls for sub-optimal arm i as,

$$\begin{aligned} \mathbb{E}[s_i(n)] &\stackrel{(f)}{\leq} \max \left\{ \left\lceil \frac{18 \log n}{L^2} \right\rceil, \left\lceil \frac{32 \log n}{(-C_1 + \sqrt{C_3 + C_2})^2} \right\rceil \right\} + \sum_{t=1}^{\infty} \sum_{s_*=1}^{t-1} \sum_{s_i=z}^{t-1} 2t^{-4} \\ &\stackrel{(g)}{\leq} \max \left\{ \frac{18 \log n}{L^2}, \frac{32 \log n}{C_2} \right\} + \sum_{t=1}^{\infty} \sum_{s_*=1}^t \sum_{s_i=1}^t 2t^{-4} \\ &= \max \left\{ \frac{18 \log n}{L^2}, \frac{8 \log n}{\Delta_i(\mu_{i,4} + (\sigma_i^2 + L)^2)} \right\} + 1 + \frac{\pi^2}{3} \end{aligned}$$

Step (f) follows because of (E15), as the bias term cannot be negative. Step (g) follows because in (E22), we can use $-A + \sqrt{A^2 + B} \leq -A + |A + \sqrt{B}|$ to further bound s_i . We observe that for $s_i \geq \frac{8 \log n}{\Delta_i(\mu_{i,4} + (\sigma_i^2 + L)^2)}$, the probability of picking the wrong arm diminishes at a rate that contributes to only **logarithmic regret** in the number of pulls spent on maximum-SR arm. \square

Appendix F Proof of Lemma 2 and Lemma 3

Proof.

$$\mathbb{P}(\bar{V}_2 > \bar{V}_1) = \mathbb{P} \left(\frac{1}{t_k - 1} \sum_{i=1}^{t_k} (X_{2,i} - \bar{X}_2)^2 - \frac{1}{t_k - 1} \sum_{i=1}^{t_k} (X_{1,i} - \bar{X}_1)^2 - (\sigma_2^2 - \sigma_1^2) > \delta_2 \right)$$

Using McDiarmid's, we have

$$\begin{aligned} &\mathbb{P} \left(\frac{1}{t_k - 1} \sum_{i=1}^{t_k} (X_{2,i} - \bar{X}_2)^2 - \frac{1}{t_k - 1} \sum_{i=1}^{t_k} (X_{1,i} - \bar{X}_1)^2 - (\sigma_2^2 - \sigma_1^2) > \delta_i \right) \\ &\leq \exp \left(-\frac{(t_k - 1)^2 \delta_2^2}{2t_k} \right) \end{aligned}$$

\square

Proof. A'_k is the set of arms in A_k , excluding the $\frac{1}{4}|A_k| = \frac{K}{2^{k+2}}$ arms with the largest mean and letting D_k denote the number of arms in A'_k whose empirical average is larger than that of the optimal arm,

$$\mathbb{E}[D_k] = \sum_{i \in A'_k} \mathbb{P}(\bar{V}_1 < \bar{V}_i) \leq \sum_{i \in A'_k} \exp \left(-\frac{(t_k - 1)^2 \delta_i^2}{2t_k} \right)$$

$$\begin{aligned}
&\leq |A'_k| \max_{i \in A'_k} \exp \left(-\frac{\left(\frac{n}{|A_k| \log_2(K)} - 1\right)^2 \delta_i^2}{2 \frac{n}{|A_k| \log_2(K)}} \right) \\
&= |A'_k| \max_{i \in A'_k} \exp \left(-\frac{(n - 4i_k \log_2(K))^2 \delta_i^2}{n 8 i_k \log_2(K)} \right) \\
&\leq |A'_k| \exp \left(-\frac{(n - 4i_k \log_2(K))^2 \delta_{i_k}^2}{n 8 i_k \log_2(K)} \right)
\end{aligned}$$

Using Markov's Inequality,

$$\mathbb{P}[D_k > \frac{1}{3}|A'_k|] \leq 3 \frac{E[D_k]}{|A'_k|} \leq 3E[D_k] = 3 \exp \left(-\frac{(n - 4i_k \log_2(K))^2 \delta_{i_k}^2}{n 8 i_k \log_2(K)} \right)$$

□

Appendix G Proof of Theorem 6

Proof. Using Lemma 3 and union bound, the best arm is eliminated in one of $\log_2(K)$ phases with probability at most

$$\begin{aligned}
&3 \sum_{k=1}^{\log_2(K)} \exp \left(-\frac{(n - 4i_k \log_2(K))^2 \delta_{i_k}^2}{n 8 i_k \log_2(K)} \right) \\
&\leq 3 \log_2(K) \exp \left(\max_i -\frac{(n - 4i_k \log_2(K))^2 \delta_{i_k}^2}{n 8 i_k \log_2(K)} \right) \\
&= 3 \log_2(K) \exp \left(\frac{-1}{n 8 \log_2(K)} \max_i (n - 4i_k \log_2(K))^2 \max_i \frac{\delta_{i_k}^2}{i_k} \right) \\
&\leq 3 \log_2(K) \exp \left(\frac{-1}{n 8 \log_2(K)} (n - K \log_2(K))^2 \frac{1}{H_2} \right) \\
&= 3 \log_2(K) \exp \left(\frac{-(n - K \log_2(K))^2}{n 8 \log_2(K) H_2} \right)
\end{aligned}$$

□

Appendix H Proof of Theorem 7

To assess the effectiveness of this approach, we examine the empirical third quartile of the remaining arms after each phase, which allows us to limit the probability of mistakenly eliminating the best arm. The algorithm is given in Algorithm 4.

Proof. Assuming arm 1 as the best arm, we see

$$\mathbb{P}(\bar{\gamma}_i^2 - \bar{\gamma}_1^2 > 0) = \mathbb{P}(\bar{\gamma}_i^2 + \gamma_i^2 - \gamma_i^2 - \bar{\gamma}_1^2 + \gamma_1^2 - \gamma_1^2 > 0)$$

$$\begin{aligned}
&= \mathbb{P}(\bar{\gamma}_i^2 - \gamma_i^2 - \bar{\gamma}_1^2 + \gamma_1^2 > \gamma_1^2 - \gamma_i^2) \\
&= \mathbb{P}\left((\bar{\gamma}_i^2 - \gamma_i^2) + (\gamma_1^2 - \bar{\gamma}_1^2) > \Delta_i\right) \\
&\leq \mathbb{P}\left(\bar{\gamma}_i^2 - \gamma_i^2 \geq \frac{\Delta_i}{2}\right) + \mathbb{P}\left(\gamma_1^2 - \bar{\gamma}_1^2 \geq \frac{\Delta_i}{2}\right)
\end{aligned} \tag{H26}$$

Let

$$\begin{aligned}
&\left(\frac{(\bar{V}_i + \tilde{X}_i + 2\epsilon_i + L)\epsilon_i}{(L + \bar{V}_i(t))(L + \bar{V}_i(t) - 3\epsilon_i)}\right) = \frac{\Delta_i}{2} \\
&\left(\frac{(\bar{V}_1 + \tilde{X}_1 + 2\epsilon_{1,i} + L)\epsilon_{1,i}}{(L + \bar{V}_i(t))(L + \bar{V}_i(t) - 3\epsilon_{1,i})}\right) = \frac{\Delta_i}{2}
\end{aligned}$$

Therefore

$$\begin{aligned}
&\mathbb{P}\left(\bar{\gamma}_i^2 - \gamma_i^2 \geq \left(\frac{(\bar{V}_i + 2\epsilon_i + \tilde{X}_i + L)\epsilon_i}{(L + \bar{V}_i(t))(L + \bar{V}_i(t) - 3\epsilon_i)}\right)\right) + \\
&\mathbb{P}\left(\gamma_1^2 - \bar{\gamma}_1^2 \geq \left(\frac{(\bar{V}_1 + 2\epsilon_{1,i} + \tilde{X}_1 + L)\epsilon_{1,i}}{(L + \bar{V}_i(t))(L + \bar{V}_i(t) - 3\epsilon_{1,i})}\right)\right)
\end{aligned} \tag{H27}$$

Solving it for ϵ_i and ϵ_1 we get,

$$\begin{aligned}
\epsilon_i &= \frac{-\left(\left(\frac{3}{2}\Delta_i + 1\right)(\bar{V}_i + L) + \tilde{X}_i\right) \pm \sqrt{\left(\left(\frac{3}{2}\Delta_i + 1\right)(\bar{V}_i + L) + \tilde{X}_i\right)^2 + 4\Delta_i(\bar{V}_i + L)^2}}{4} \\
\epsilon_{1,i} &= \frac{-\left(\left(\frac{3}{2}\Delta_i + 1\right)(\bar{V}_1 + L) + \tilde{X}_1\right) \pm \sqrt{\left(\left(\frac{3}{2}\Delta_i + 1\right)(\bar{V}_1 + L) + \tilde{X}_1\right)^2 + 4\Delta_i(\bar{V}_1 + L)^2}}{4}
\end{aligned}$$

Now, A'_k is the set of arms in A_k , excluding the $\frac{1}{4}|A_k| = \frac{K}{2^{k+2}}$ arms with the largest SR. The empirical SR of at least $\frac{1}{3}A'_k$ of the arms in A'_k must be larger than that of the best arm at the end of phase k . Letting D_k denote the number of arms in A'_k whose empirical average is larger than that of the optimal arm. The probability that the best arm is eliminated in phase k is at most:

$$\begin{aligned}
\mathbb{E}[D_k] &= \sum_{i \in A'_k} \mathbb{P}[\bar{\gamma}_1^2 < \bar{\gamma}_i^2] \leq \sum_{i \in A'_k} 2 \exp(-2t_k \epsilon'^2) \\
&= 2 \sum_{i \in A'_k} \exp\left(-2\epsilon'^2 \frac{n}{|A_k| \log_2(K)}\right) \leq 2|A'_k| \max_{i \in A'_k} \exp\left(-2\epsilon'^2 \frac{2^k n}{K \log_2(K)}\right) \\
&\leq 2|A'_k| \exp\left(-2\epsilon_{i_k}^2 \frac{n}{4i_k \log_2(K)}\right) = 2|A'_k| \exp\left(\frac{-\epsilon_{i_k}^2}{i_k} \frac{n}{2 \log_2(K)}\right)
\end{aligned}$$

Using Markov's Inequality,

$$\mathbb{P} \left[D_k > \frac{1}{3} |A'_k| \right] \leq 3 \frac{\mathbb{E}[D_k]}{|A'_k|} \leq 3\mathbb{E}[D_k] = 6 \exp \left(-\frac{\epsilon_{i_k}^2}{i_k} \frac{n}{2 \log_2(K)} \right)$$

The best arm is eliminated in one of the $\log_2(K)$ phases of the algorithm with probability at most

$$6 \sum_{k=1}^{\log_2(K)} \exp \left(-\frac{\epsilon_{i_k}^2}{i_k} \frac{n}{2 \log_2(K)} \right)$$

□

Appendix I Proof of Theorem 8

Proof. Assuming arm 1 as the best arm, we see

$$\begin{aligned} e_n &\leq \sum_{k=1}^{K-1} \mathbb{P} \left(\bar{\gamma}_{1,t_k}^2 \leq \min_{i \in \{K+1-k, \dots, K\}} \bar{\gamma}_{i,t_k}^2 \right) \leq \sum_{k=1}^{K-1} \mathbb{P} \left(\bar{\gamma}_{1,t_k}^2 \leq \bar{\gamma}_{i(k),t_k}^2 \right) \\ &\leq \sum_{k=1}^{K-1} \mathbb{P} \left(\bar{\gamma}_{i(k),t_k}^2 - \frac{\mu_{i(k)}^2}{\sigma_{i(k)}^2} + \frac{\mu_1^2}{\sigma_1^2} - \bar{\gamma}_{1,t_k}^2 \geq \Delta_{i(k)} \right) \\ &\leq \sum_{k=1}^{K-1} \mathbb{P} \left(\bar{\gamma}_{i(k),t_k}^2 - \frac{\mu_{i(k)}^2}{\sigma_{i(k)}^2} + \frac{\mu_1^2}{\sigma_1^2} - \bar{\gamma}_{1,t_k}^2 \geq \frac{\Delta_2}{2} + \frac{\Delta_2}{2} \right) \\ &= \sum_{k=1}^{K-1} \mathbb{P} \left(\bar{\gamma}_{i(k),t_k}^2 - \frac{\mu_{i(k)}^2}{\sigma_{i(k)}^2} \geq \frac{\Delta_2}{2} \right) + \mathbb{P} \left(\frac{\mu_1^2}{\sigma_1^2} - \bar{\gamma}_{1,t_k}^2 \geq \frac{\Delta_2}{2} \right) \end{aligned}$$

Here,

$$\frac{\Delta_2}{2} = \frac{\left(\bar{V}_{i(k),t_k} + \tilde{X}_{i(k),t_k} + 2\epsilon_{i(k),t_k}(\Delta_2) + L \right) \epsilon_{i(k),t_k}(\Delta_2)}{\left(L + \bar{V}_{i(k),t_k} \right) \left(L + \bar{V}_{i(k),t_k} - 3\epsilon_{i(k),t_k}(\Delta_2) \right)}$$

$i \in \{1, \dots, K\}$. Note $\epsilon_{i(k),t_k}(\Delta_2) > 0$ and is calculated as the positive root of the quadratic equation. We get,

$$\begin{aligned} \epsilon_{i(k),t_k} &= \frac{-\left(\left(\frac{3}{2} \Delta_2 + 1 \right) \left(\bar{V}_{i(k),t_k} + L \right) + \tilde{X}_{i(k),t_k} \right) \pm}{4} \\ &\quad \frac{\sqrt{\left(\left(\frac{3}{2} \Delta_2 + 1 \right) \left(\bar{V}_{i(k),t_k} + L \right) + \tilde{X}_{i(k),t_k} \right)^2 + 4 \left(\bar{V}_{i(k),t_k} + L \right)^2}}{4} \end{aligned}$$

The participating terms are path-dependent estimators $\bar{V}_{i^{(k)}, t_k}$ and $\bar{X}_{i^{(k)}, t_k}$. Therefore, we can rewrite RSSR inequality as,

$$\begin{aligned}
e_n &\leq \sum_{k=1}^{K-1} \exp\left(-2t_k (\epsilon_{i^{(k)}, t_k}(\Delta_2))^2\right) + \sum_{k=1}^{K-1} \exp\left(-2t_k (\epsilon_{1, t_k}(\Delta_2))^2\right) \\
&\leq \sum_{k=1}^{K-1} \exp\left(-2t_k (\epsilon_{t_k}(\Delta_2))^2\right) + \sum_{k=1}^{K-1} \exp\left(-2t_k (\epsilon_{t_k}(\Delta_2))^2\right) \\
&\leq 2 \sum_{k=1}^{K-1} \exp\left(-2t_k (\epsilon_{t_k}(\Delta_2))^2\right)
\end{aligned}$$

Here $\epsilon_{t_k}(\Delta_2) = \min_{j \in \{1, 2, \dots, K\}} \epsilon_{t_k}(\Delta_2) > 0$. A guess of Δ_2 will help us to calculate $\epsilon_{t_k}(\Delta_2)$ as the algorithm evolves. \square