

Search for the Chiral Magnetic Effect using Sliding Dumbbell Method in Isobar Collisions ($^{96}_{44}\text{Ru}+^{96}_{44}\text{Ru}$ and $^{96}_{40}\text{Zr}+^{96}_{40}\text{Zr}$) at RHIC

Jagbir Singh for the STAR Collaboration*
 Department of Physics, Panjab University, Chandigarh, INDIA

INTRODUCTION

In the hot dense de-confined medium in non-central heavy-ion collisions, the strong magnetic field created by the fast moving spectator protons causes the charge separation perpendicular to the reaction plane, through a phenomenon known as the Chiral Magnetic Effect (CME) [1]. The charge separation has been studied by using the CME sensitive γ -correlator ($\cos(\phi_a + \phi_b - 2\Psi_{RP})$) [2] at both RHIC and LHC energies. It was realized that four more protons in $^{96}_{44}\text{Ru}+^{96}_{44}\text{Ru}$ collision than that of $^{96}_{40}\text{Zr}+^{96}_{40}\text{Zr}$ collision will result in larger magnetic field in Ru+Ru collision with similar backgrounds in both leading to a larger charge separation in the Ru+Ru collision [3]. We compare results on charge separation in isobaric collisions at $\sqrt{s_{NN}} = 200$ GeV.

SLIDING DUMBELL METHOD

A new technique called the Sliding Dumbbell Method (SDM) [4] is designed to search minutely for the back-to-back charge separation on an event-by-event basis (Fig. 1). The azimuthal plane in each event is scanned by sliding the dumbbell of 90° in steps of $\delta\phi = 1^\circ$, while calculating Db_{+-} for each region, to obtain maximum values of Db_{+-} (Db_{+-}^{max}) in each event. Db_{+-} is the sum of positive and negative charge fraction on “a” and “b” side of dumbbell, respectively (Eq. 1).

$$Db_{+-} = \frac{n_+^a}{(n_+^a + n_-^a)} + \frac{n_-^b}{(n_+^b + n_-^b)}, \quad (1)$$

* jagbir@rcf.rhic.bnl.gov

where n_+^a and n_-^a (n_+^b and n_-^b) are numbers

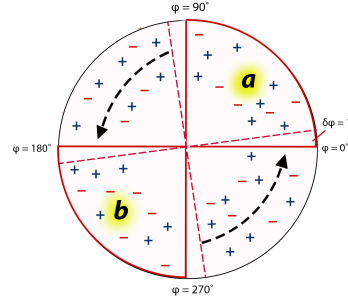


FIG. 1. Pictorial depiction of transverse (azimuthal) plane with hits of positive (+) and negative (-) charge particles in an event.

of positive and negative charged particles on “a” (“b”) side of the dumbbell. The fractional charge separation (f_{DbCS}) across the dumbbell in each event is defined as:

$$f_{DbCS} = Db_{+-}^{max} - 1. \quad (2)$$

For the background estimation, the charges of particles in each event are shuffled randomly to destroy the charge dependent correlations amongst the charged particles, keeping θ and ϕ of each particle unchanged in an event. This is called the charge shuffled event sample. However, to recover correlations amongst particles which were destroyed in charge shuffling, we obtain the correlations from the original events corresponding to the particular f_{DbCS} bin of charge shuffled events, which is termed as the correlated background.

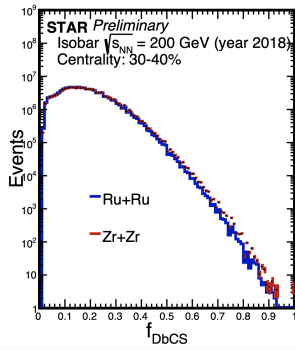


FIG. 2. The fractional dumbbell charge separation (f_{DbCS}) distribution for 30-40% centrality for Ru+Ru and Zr+Zr collisions.

RESULTS AND DISCUSSIONS

It is seen that the f_{DbCS}^{Zr+Zr} distribution is leading f_{DbCS}^{Ru+Ru} distribution for 30-40% collision centrality. Different f_{DbCS} distributions are divided into ten percentile bins for each centrality.

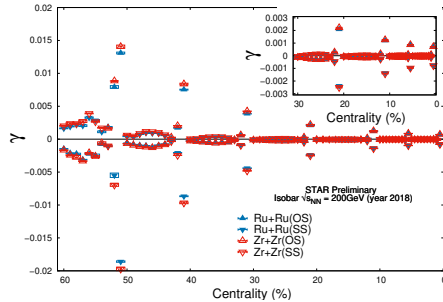


FIG. 3. γ_{OS} and γ_{SS} as a function of f_{DbCS} in each centrality for Ru+Ru and Zr+Zr collisions.

Figure 3 represents γ -correlator for opposite (OS) and same sign (SS) charge pairs corresponding to ten f_{DbCS} bins in each collision centrality. It is seen that for CME-like events (those with largest f_{DbCS} values), $\gamma_{OS} > 0$ and $\gamma_{SS} < 0$ for top 20%(30%) f_{DbCS} bins for 0-40%(40-60%) centralities. Boxes represent

the systematic uncertainties, while statistical uncertainties are smaller than the symbol size.

In Figs. 4 and 5, $\Delta\gamma$ for Ru+Ru and Zr+Zr

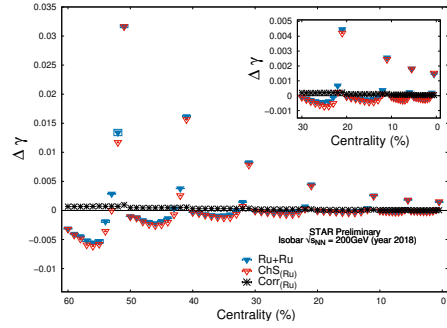


FIG. 4. Comparison of $\Delta\gamma^{Ru+Ru}$ with charge shuffle and correlated background for 0-60% collision centrality.

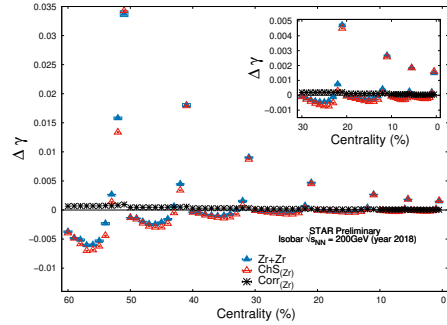


FIG. 5. Comparison of $\Delta\gamma^{Zr+Zr}$ with charge shuffle and correlated background for 0-60% collision centrality.

are compared with Charge shuffled ($\Delta\gamma_{ChS}$) and Correlated ($\Delta\gamma_{Corr.}$) backgrounds for 0-60% collision centralities. It is seen that $\Delta\gamma$ is positive for both Ru and Zr (both for data and background i.e., ChS and Corr) in the top 20%(30%) f_{DbCS} bins in 0-40%(40-60%) centralities. We are able to identify the events with higher charge separation (CME-like) corresponding to higher f_{DbCS} values in each centrality. Results based on above will be discussed in detail.

-
- [1] I. Selyuzhenkov, arXiv: 0910.0464, (2003).
[2] B. I. Abelev et al., STAR Collaboration, Phys. Rev. C 81, 054908 (2010).
[3] M. S. Abdallah et al., STAR Collaboration, Phys. Rev. C 105, 014901 (2022).
[4] Jagbir Singh, Anjali Attri and Madan M. Aggarwal, DAE Symp.Nucl.Phys. 64 , 830, (2019).