
AID: Adapting Image2Video Diffusion Models for Instruction-guided Video Prediction

Zhen Xing¹ Qi Dai² Zejia Weng¹ Zuxuan Wu¹ Yu-Gang Jiang¹
¹Fudan University ²Microsoft Research Asia

Abstract

Text-guided video prediction (TVP) involves predicting the motion of future frames from the initial frame according to an instruction, which has wide applications in virtual reality, robotics, and content creation. Previous TVP methods make significant breakthroughs by adapting Stable Diffusion for this task. However, they struggle with frame consistency and temporal stability primarily due to the limited scale of video datasets. We observe that pretrained Image2Video diffusion models possess good priors for video dynamics but they lack textual control. Hence, transferring Image2Video models to leverage their video dynamic priors while injecting instruction control to generate controllable videos is both a meaningful and challenging task. To achieve this, we introduce the Multi-Modal Large Language Model (MLLM) to predict future video states based on initial frames and text instructions. More specifically, we design a dual query transformer (DQFormer) architecture, which integrates the instructions and frames into the conditional embeddings for future frame prediction. Additionally, we develop Long-Short Term Temporal Adapters and Spatial Adapters that can quickly transfer general video diffusion models to specific scenarios with minimal training costs. Experimental results show that our method significantly outperforms state-of-the-art techniques on four datasets: Something Something V2, Epic Kitchen-100, Bridge Data, and UCF-101. Notably, AID achieves 91.2% and 55.5% FVD improvements on Bridge and SSv2 respectively, demonstrating its effectiveness in various domains. More examples can be found at our website <https://chenhsing.github.io/AID>.

1 Introduction

In recent years, diffusion models have made significant advancements in image generation [53, 80, 52], rapidly becoming one of the hottest topics in computer vision. The tremendous success of image generation models is based on the collection of billions of high-quality, large-scale, publicly available image-text datasets [55]. For video generation, Sora [48] and SVD [3] achieve remarkable performance fueled by large-scale datasets, which are unfortunately private.

Compared to images, videos encompass dynamic temporal changes and convey richer semantic content [2, 1, 41, 70, 65, 67]. Controllable video generation has a broader range of potential applications. Text-guided video prediction (TVP) task is a crucial downstream task in video generation, involving predicting future video frames based on a few initial frames and an instruction text. TVP is particularly helpful for generating long videos. Moreover, in robotic and first-person virtual reality (VR) scenarios, predicting future trajectories and states based on the current initial state is highly valuable for robotic arm manipulation and planning in first-person VR devices.

Despite many benefits of the TVP task, it also presents several challenges. These include understanding the initial frames, aligning the initial frames with the instruction text, and generating consistent future frames. Compared to the creative demands of text-to-video models [29, 73, 56, 4, 28], TVP focuses more on the accuracy of the generated video following instructions. Recently, most meth-




Figure 1: (a) SVD is an Image2Video generative model that duplicates the initial image and combines this with noises to generate uncontrollable videos through a diffusion model. (b) Our method uses the initial first K frames of the video and a mask of subsequent frames as conditions. Text conditions are also injected into the model to guide the prediction of future frames.

ods [23, 25, 44] address this problem by extending text-to-image models [53] to TVP tasks. While these models possess strong creative capabilities, they lack video prior information. Training such models with a small amount of domain-specific data often results in poor video consistency and stability. For instance, tutorial videos [22], first-person cooking videos [11], and robotic arm operation videos [12] often struggle with generation quality due to the limited scale of video data in these specific fields. However, we observe that general video generation models, which have been pretrained on extensive datasets, have learned robust video dynamics priors. As a result, transferring these well-pretrained video generation models [3, 48, 7, 56] to specific domain applications holds significant potential.

Among these general video generation models, Stable Video Diffusion (SVD) [3] validates the scaling law of pretraining on large-scale video datasets, demonstrating its state-of-the-art performance in video generation. Thus, we choose it as our base model for image-to-video generation. As illustrated in Figure 1, although SVD is among the most advanced methods in open-source models, its public version only supports image-to-video generation which is essentially uncontrollable. In practical applications, we prefer to generate video frames based on textual instructions (TVP task). To adapt the Image2Video diffusion model to TVP tasks, we face two main challenges: firstly, how to design the textual condition and inject it into the diffusion model to guide the video generation; secondly, how to adapt the current model to the target dataset at a lower training cost, ensuring that the generated videos more closely to real scenarios.

Predicting future frames based on an initial frame and textual instructions is intuitively challenging, as a single text instruction may not fully capture the temporal dynamics of videos. To address this, we incorporate a Multimodal Large Language Model (MLLM) [40] to predict the developmental states of future videos from the initial frame and text instruction. We then design a Dual Query Transformer (DQFormer) architecture with two branches to integrate the existing control information: one branch for learning multi-modal control information from texts and visuals, and the other for decomposing text state conditions into frame-level controls. Finally, the overall multi-condition (MCondition) is injected into the UNet through a cross-attention mechanism. Furthermore, to adapt the model to the target dataset and enhance quality, we design long-term and short-term temporal adapters and spatial adapters, allowing for transferring to the target video prediction with few parameters and computational costs.

We conduct experiments on four mainstream TVP datasets, and the results show that our method significantly surpasses the state-of-the-art [23]. This demonstrates the effectiveness of transferring general generation models [3] to specific video prediction tasks. Additionally, the ablation studies further validate the effectiveness of each component in our framework. In conclusion, our main contribution can be summarized as following:

- We are the first to transfer an image-guided video generation model to multi-modal guided video prediction, proving the efficacy and vast potential of this approach.
- The proposed DQFormer not only aligns the multi-modal conditions of the initial frames with the instruction but also incorporates the action state conditions predicted by MLLM to guide the video prediction.
- We design the temporal and spatial adapters to achieve training efficiency with few parameters and computational costs.
- Our experimental results demonstrate over 50% improvement in Fréchet Video Distance (FVD) across multiple datasets compared to previous SoTA.

2 Related Work

Video Diffusion Models Inspired by the substantial success of diffusion models in tasks such as image generation [53, 52] and image editing [5, 80, 46], research into video diffusion models has shown explosive growth [72, 79, 73, 82]. VDM [28] is the first to apply diffusion to video generation, achieving preliminary results. Subsequent works like Make-A-Video [56], VideoLDM [4], and Imagen Video [27] focus on extending T2I (Text-to-Image) models to T2V (Text-to-Video) tasks, achieving significant advancements. Following SimDA [71], AnimateDiff [24], and Tune-a-Video [68] design efficient training methodologies for video diffusion models, yielding impressive results. Later works [78] like VideoCraft [7, 8], MicroCinema [66], and EMU-video [20] focus on designing Image2Video models that enhance the fidelity of video generation. Most recently, SVD [3] and Sora [48], which are data-driven approaches, demonstrate that scaling up training data can significantly enhance the quality of video generation.

Video Prediction Video prediction refers to predicting future frames based on given initial frame conditions. This task has diverse applications, such as creating animations and tutorial videos, and forecasting robotic arm movements. The earliest methods are based on generative adversarial networks (GANs) [36, 10], followed by many studies using auto-regressive Transformer methods [17, 30] to predict future video frames. Most recently, many works explore video prediction tasks based on diffusion models [64, 23, 76]. The most similar to our work, Seer [23] employs a text-based video prediction setting and achieves impressive results by designing temporal modules for Stable Diffusion [53]. However, limited by the small scale of video datasets, the generated videos suffer from poor stability and continuity. However, our proposed AID learns an excellent video prior by transferring a large video diffusion model [3], further enhancing the performance of this task and offering a new approach for future work.

LLM in Diffusion Models Large language models (LLM) possess robust language understanding and generation capabilities, and many recent works successfully apply LLMs to controllable image generation [69, 50, 15, 19]. Concurrently, video generation tasks also explore using LLMs to extend prompts or plan descriptions for multiple video frames. Free-Bloom [31] and VStar [38] utilize LLMs as a director to break down video prompts into descriptions for each frame. Dysen-VDM [14] employs GPT [47] to generate dynamic scene graphs that accurately analyze action sequences. Other studies utilize LLMs to predict the layout movement of entities [39, 45, 43], achieving layout-controllable video generation. Sora [48] also leverages the linguistic capabilities of GPT-4 [47] to rewrite prompts, demonstrating the vast potential of LLMs in applications with video diffusion models.

3 Method

In this section, we first introduce the preliminaries of diffusion models in Sec. 3.1. Next, the overview of our method is described in Sec. 3.2. The architecture for text condition injection is presented in Sec. 3.3. Finally, we discuss the detailed design of three adapters in Sec. 3.4.

3.1 Preliminaries of Diffusion Model

In this section, we will introduce the continuous-time Diffusion Model [57, 34] framework briefly. We begin by identifying the original data distribution denoted by $p_{\text{data}}(x_0)$ and introduce a modified distribution $p(x; \sigma)$ which incorporates *i.i.d.* Gaussian noise with variance σ^2 . For sufficiently large values of σ_{max} , this distribution approximates a Gaussian distribution, $\mathcal{N}(0, \sigma_{\text{max}}^2)$. Diffusion models

exploit this approximation and commence the denoising process at a high noise level, progressively reducing the noise towards zero. The refinement process is numerically simulated using a continuous-time framework through the solution of the following stochastic differential equation (SDE) [57]:

$$dx = -\sigma(t)\theta(t)\nabla_x \log p(x; \sigma(t))dt,$$

where the score function $\nabla_x \log p(x; \sigma)$ [32] is approximated during training by the model $s_\theta(x; \sigma)$. The model $s_\theta(x; \sigma)$ is designed to approximate the score function, and can be parameterized as:

$$\nabla_x \log p(x; \sigma) \approx s_\theta(x; \sigma) = \frac{(D_\theta(x; \sigma) - x)}{\sigma^2}.$$

Here, D_θ represents a learnable denoiser, tasked with predicting the clean data x_0 . This denoiser is optimized via denoising score matching, described by:

$$\mathbb{E}_{(x_0, c) \sim p_{\text{data}}(x_0, c), (\sigma, n) \sim p(\sigma, n)} [\lambda_\sigma \|D_\theta(x_0 + n; \sigma, c) - x_0\|^2],$$

where $p(\sigma, n) = p(\sigma)\mathcal{N}(n; 0, \sigma^2)$ and $\lambda_\sigma : \mathbb{R}_+ \rightarrow \mathbb{R}_+$ is a weighting function and c is an arbitrary conditioning signal. In our approach, we leverage the EDM-preconditioning framework [34] following [3] to parameterize the denoiser D_θ , as follows:

$$D_\theta(x; \sigma) = c_{\text{skip}}(\sigma)x + c_{\text{out}}(\sigma)F_\theta(c_{\text{in}}(\sigma)x; c_{\text{noise}}(\sigma)),$$

where F_θ represents the network being trained, tasked with predicting the noise-free data.

3.2 Overview

Task Definition We first introduce the definition of the task for text-guided Video Prediction (TVP). For a video $\{V\}_{i=1}^N$, composed of N frames, we assume that the first K frames and a textual description t are given. The objective is to predict the subsequent $N - K$ frames based on the provided initial K frames and the text description t . Suppose we currently have a well-pretrained image-to-video model (SVD [3]) capable of automatically generating N frames of video from a given single image. The primary goal is to fully leverage this pretrained generative model to incorporate textual condition information and quickly transfer it to TVP tasks in specific datasets, such as robotic planning [12] and first-person perspective cooking [11] video datasets.

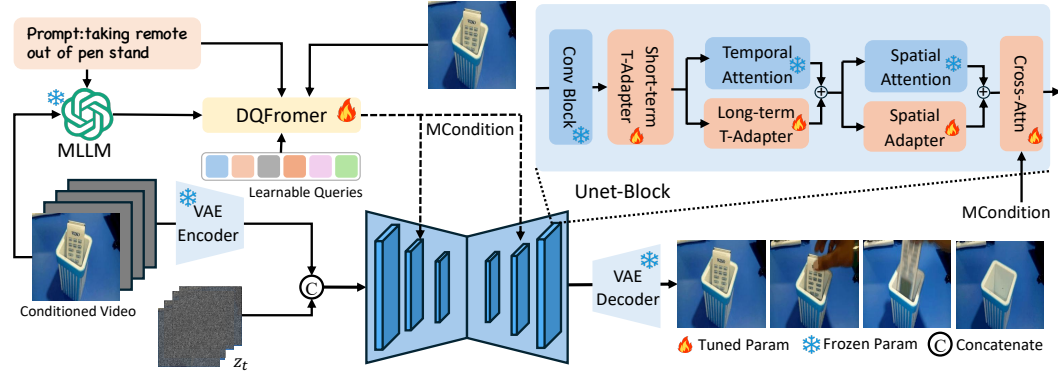


Figure 2: (a) The pipeline includes a 3D U-Net for diffusion and a DQFormer for text conditioning. (b) The parameters of the original 3D U-Net are frozen, we only fine-tune the parameters of the newly added adapter during training.

Pipeline Our model is built upon Stable Video Diffusion [3], an open-source Image2Video generative model that is pre-trained on large-scale video datasets. As illustrated in Figure 2, assuming a video with the first K frames given, we use these as the condition frames. The remaining $N - K$ frames are completed using a mask. After processing through a VAE [62] encoder to get the conditioned latents, these are concatenated with the noisy latents representation along the channel dimension. Then, controlled by multi-modal condition (MCondition) injected via our specially designed DQFormer, the UNet denoises and predicts the sequence of the $N - K$ latent. Finally, the entire N video frames are reconstructed through the VAE [62] Decoder.

3.3 Text Condition Injection

In this section, we will discuss how to utilize multimodal large language models (MLLM) to design video prediction prompting, and the architecture of DQFormer for integrating textual and visual conditions into a Multi-Condition (MCondition) to guide video prediction.

Video Prediction Prompting Text-to-Image models like Stable Diffusion [53] and DALL-E [52] achieve remarkable success, whereas Text-to-Video models are still in development. A significant gap lies in the annotation of text-video datasets, which is more challenging compared to text-image dataset annotation. Moreover, while a single sentence can accurately describe an image, it is insufficient to convey the dynamic changes in a video. Although some methods [31, 38] propose using large language models to expand description prompts, existing Text-to-Video models [24, 71, 4, 56] typically extract text features from a given sentence and inject the same feature into each frame via cross-attention mechanisms, overlooking the temporal changes in videos. To address this issue, we propose using a multimodal large language model (*e.g.*, LLava [40]) to input the initial frame and instruction, allowing it to predict future states of video development. As shown in Figure 3, for the user prompt "lifting up one end of a tablet box, then letting it drop down," the model can predict four states of the video, including the initial state, lifting one end, releasing one end, and the final state.

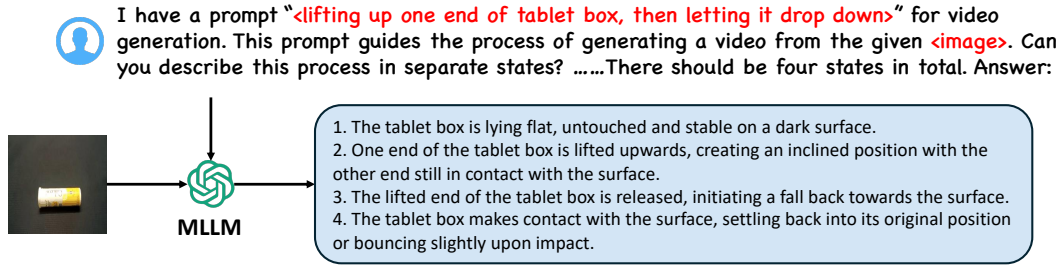


Figure 3: We input the initial frame of the video along with the text instruction of the video to be predicted into a multimodal large language model, allowing it to predict multiple state stages of the temporal changes based on the image and text.

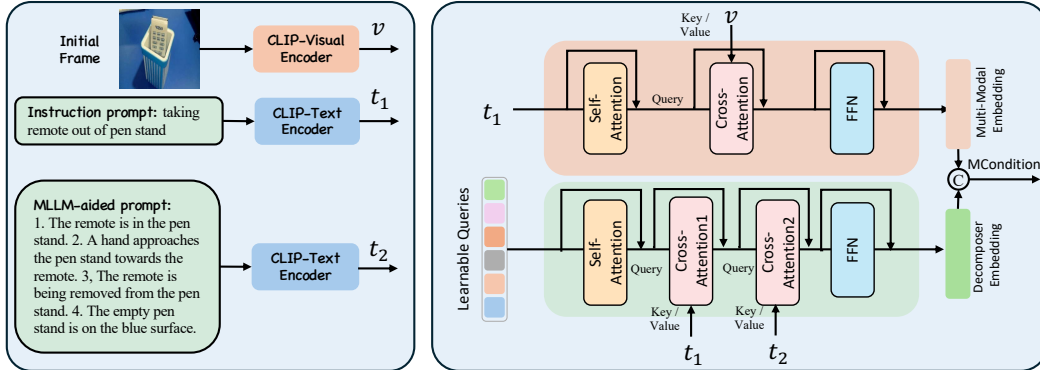


Figure 4: For TVP tasks, we design the DQFormer architecture that integrates multiple conditions. The initial frame and two textual prompts are processed by CLIP [51] encoder to extract features. The upper branch of DQFormer aligns the visual feature with the textual instruction feature. Meanwhile, the lower branch decomposes the global prompt features into frame-level features. Finally, the MCondition is integrated into each frame of the video through cross-attention.

DQFormer With the multi-state texts predicted by the previous MLLM, as well as the initial frame of the video and the instruction prompt, we need to integrate these into a complete multimodal condition (MCondition). To achieve this, we design a Dual Query Transformer (DQFormer) architecture as shown in Figure 4, which merges conditional information from various modalities.

We first extract the feature v of the initial frame using the CLIP [51] Visual Encoder, and then input the instruction prompt and the MLLM-aided prompt into the CLIP Text Encoder to extract text

features t_1 and t_2 , respectively. The right side of Figure 4 presents our proposed DQFormer, which is inspired by the Q-Former in BLIP-2 [37] but features a dual-branch design.

The upper branch is used for the alignment between textual instruction and the initial frame to obtain multimodal embedding. For the global instruction embedding t_1 , it first passes through multi-head self-attention [63], then computes cross-attention with the visual embedding v , and finally obtains the multimodal embedding through a Feed-Forward Network (FFN) [63]. The branch can be written formally as following:

$$\text{multimodal embedding} = \text{SoftMax}\left(\frac{(W_1^Q \text{SelfAttn}(t_1))(W_1^K v)^T}{\sqrt{d_1}}\right)(W_1^V v), \quad (1)$$

where W_1^Q , W_1^K , and W_1^V are learnable parameters and d_1 is the scaling coefficient. For clear presentation, we omit the FFN and residual connections.

The lower branch is designed to decompose the prompt features into frame-level condition. Initially, we set up learnable query embeddings $Q \in R^{(N \cdot N_t) \times C}$, where N is the number of frames, N_t is the number of queries which is set to 77 following CLIP [51] text encoder. We first send it to self-attention layer, then compute cross-attention with the instruction embedding t_1 to decompose it for each frame. This is followed by computing cross-attention with the MLLM-Aided embedding t_2 to decompose the multi-state embedding corresponding to each frame. Finally, the decomposed embedding are obtained through an FFN. The decomposed branch can be represented by the following formula:

$$Q' = \text{SoftMax}\left(\frac{(W_2^Q \text{SelfAttn}(Q))(W_2^K t_1)^T}{\sqrt{d_2}}\right)(W_2^V t_1), \quad (2)$$

$$\text{decomposed embedding} = \text{SoftMax}\left(\frac{(W_3^Q Q')(W_3^K t_2)^T}{\sqrt{d_3}}\right)(W_3^V t_2), \quad (3)$$

where W_2^Q , W_3^Q , W_2^K , W_3^K , and W_2^V , W_3^V are learnable parameters and d_2, d_3 are the scaling coefficient. Finally, the features are concatenated as MCondition:

$$\text{MCondition} = \text{multimodal embedding} \oplus \text{decomposed embedding}. \quad (4)$$

After obtaining the MCondition, we use it as the key and value, and inject it into the latent representation through the cross-attention mechanism.

3.4 Adapter Modeling

In this section, we will detail the three types of adapters we utilize: the spatial adapter, the long-term adapter, and the short-term adapter.

Spatial Adapter To adapt the model to the spatial distribution of the target dataset, we design a spatial adapter as shown in Figure 5, which is added alongside the spatial self-attention. Its structure is simple, consisting of a downsampling linear layer with a GELU [26] activation function and an upsampling linear layer. To ensure that the original model structure is not disrupted, we initialize the upsampling linear layer to zero following ControlNet [80]. The spatial adapter can be written formally as follows:

$$\text{S-Adapter}(X) = X + \mathbf{W}_{\text{up}}(\text{GELU}(\mathbf{W}_{\text{down}}(X))), \quad (5)$$

Shot-term Temporal Adapter Meanwhile, we aim to transfer the dynamic motion distribution of the video to the target dataset. We design two kinds of temporal adapters. The short-term temporal adapter incorporates a Depth-wise 3D Convolution [9] between down and up linear layers, which is used for short-term temporal modeling transfer. This can be expressed by the following formula:

$$\text{ST-Adapter}(X) = X + \mathbf{W}_{\text{up}}(3\text{D-Conv}(\mathbf{W}_{\text{down}}(X))), \quad (6)$$

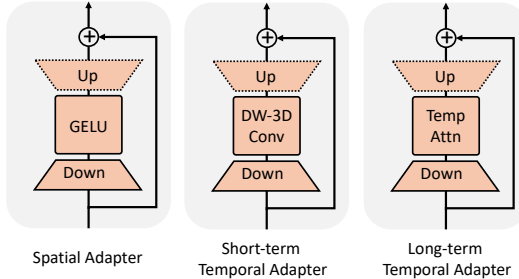


Figure 5: The overview of three adapters.

Long-term Temporal Adapter The distinction of our designed long-term temporal adapter lies in the incorporation of temporal self-attention between the linear layers. Unlike the convolution-based short-term adapter, which tends to model the temporal relationships between adjacent frames, this adapter is designed to focus on global temporal modeling. Its structure can be described as follows:

$$\text{LT-Adapter}(\mathbf{X}) = \mathbf{X} + \mathbf{W}_{\text{up}}(\text{Self-Attn}(\mathbf{W}_{\text{down}}(\mathbf{X}))), \quad (7)$$

During the training process, we freeze the weights of the original UNet and only update the parameters of the newly added three types of adapters. This approach not only saves GPU memory and training costs but also helps alleviate global overfitting and model collapse.

4 Experiments

In this section, we introduce the experimental setup and results of AID in text-guided video prediction tasks. We compared our results with the current state-of-the-art (SoTA) across multiple datasets and validated the effectiveness of the methods mentioned in Sec. 3 at ablation studies.

4.1 Datasets

We perform experiments across three distinct text-video datasets: Something Something-V2 (SSv2) [22], which features videos of everyday human actions accompanied by verbal instructions; Bridge Data [12], collected from a robotic platform featuring operations of a mechanical arm with textual prompts; and EpicKitchens-100 (Epic100) [11], capturing daily kitchen activities from a first-person perspective with language description. For SSv2, following Seer [23], we assess the first 2,048 samples from the validation set during evaluations to expedite testing. Bridge Data is divided into an 80% training segment and a 20% validation segment for assessments. To simplify, we reduce each video in SSv2 and Epic100 to 12 frames and to 16 frames for Bridge Data during training and evaluation following [23]. Additionally, we further extend our evaluations to include the UCF-101 dataset [58] in Appendix A.1.

4.2 Implementation Details

We initialize the VAE [62], Conv block, and Attention block of the U-Net with pre-trained weights from Stable Video Diffusion [3]. During the training phase, we fix all layers of both the VAE and the 3D U-Net. We exclusively train our added components: the DQFormer, the three types of adapters, and the Cross-Attention layers. The resolution of the video is resized to 256×256 in both train and inference phases. During inference, we employ classifier-free guidance, using two guidance scales designed around frame condition scale s_v and text condition scale s_t to control video generation. During inference, the noise estimated at time step t is computed as:

$$\begin{aligned} \tilde{e}_\theta(z_t, c_T, c_V) = & e_\theta(z_t, \emptyset, \emptyset) + s_V \cdot (e_\theta(z_t, c_V, \emptyset) - e_\theta(z_t, \emptyset, \emptyset)) \\ & + s_T \cdot (e_\theta(z_t, c_V, c_T) - e_\theta(z_t, c_V, \emptyset)). \end{aligned} \quad (8)$$

Where c_T and c_V refer to text condition and frame condition.

4.3 Evaluation Setting

Baselines: We compare AID with eight baseline methods for video generation, following the Seer [23]. These include: (1) conditional video diffusion methods such as Seer [23], Tune-A-Video [68], Masked Conditional Video Diffusion (MCVD) [64], Video Probabilistic Diffusion Models (PVDM) [76], and VideoFusion [44]; (2) autoregressive transformer methods like Time-Agnostic VQGAN and Time-Sensitive Transformer (TATS) [17], and Make It Move (MAGE) [30]; (3) a CNN-based encoder-decoder approach SimVP [16].

Evaluation Metric: We assess the performance of text-driven video prediction using various baseline methods on several datasets: Something-Something V2 (SSv2) [22] with 2 reference frames, Bridgedata [12] with 1 reference frame, and Epic-Kitchens-100 [11] (Epic100) with 1 reference frame. Additionally, we conduct multiple ablation studies on SSv2 to evaluate the effectiveness of our proposed modules. In our analysis, we use the Fréchet Video Distance (FVD) [61] and Kernel Video Distance (KVD) metrics, calculated using the Kinetics-400 pre-trained I3D model [6]. We

Table 1: Text-conditioned video prediction (TVP) results on Something-Something V2 (SSv2), Bridgedata (Bridge), and Epic-Kitchens-100 (Epic100). We report the FVD and KVD metrics of each method in SSv2, Bridge, and Epic100. The result of other methods are duplicated from Seer [23].

Method	Text	Resolution	SSv2		Bridge		Epic100	
			FVD ↓	KVD ↓	FVD ↓	KVD ↓	FVD ↓	KVD ↓
TATS [17]	No	128 × 128	428.1	2177	1253	6213	920.0	506.5
MCVD [64]	No	256 × 256	1407	3.80	1427	2.50	4804	5.17
SimVP [16]	No	64 × 64	537.2	0.61	681.6	0.73	1991	1.34
MAGE [30]	Yes	128 × 128	1201.8	1.64	2605	3.19	1358	1.61
PVDM [76]	No	256 × 256	502.4	61.08	490.4	122.4	482.3	104.8
VideoFusion [44]	Yes	256 × 256	163.2	0.20	501.2	1.45	349.9	1.79
Tune-A-Video [68]	Yes	256 × 256	291.4	0.91	515.7	2.01	365.0	1.98
Seer [23]	Yes	256 × 256	112.9	0.12	246.3	0.55	271.4	1.40
AID (Ours)	Yes	256 × 256	50.23	0.02	21.57	0.04	52.78	0.05

test these metrics on 2,048 samples from SSv2, 5,558 samples from Bridgedata, and 9,342 samples from Epic100 within their respective validation sets following [23]. Specifically, for FVD and KVD, we employ the evaluation methodology from VideoGPT [74] and Seer [23]. Moreover, we extend our evaluation to class-conditioned video prediction on the UCF-101 [58] dataset and detail the comparative results in Appendix A.1.




Figure 6: Visualization of text-conditioned video prediction:(a) example on Something-Something V2 and (b) example on Bridgedata.

4.4 Main Results

Quantitative Results In Table 1, we present the performance of our method, AID, on three datasets in terms of the Fréchet Video Distance (FVD) and Kernel Video Distance (KVD) metrics. We also note whether the baseline methods utilized text conditioning and their resolutions. Specifically, VideoFusion [44], Tune-A-Video [68], and Seer [23] are variants of video diffusion models based on Stable Diffusion [53], all incorporating text control, aligning with our experimental settings. The table shows that our method significantly surpasses the previous state-of-the-art method Seer [23] across all three datasets. Particularly, in terms of the FVD metric, our method achieves over a 50% improvement on all datasets, with an outstanding enhancement exceeding 90% on Bridge Data [12]. For instance, on Bridge Data, our FVD has been reduced to just 21.57, indicating that the quality of our generated video is very close to the actual ground truth of real videos.

Qualitative Results Figure 6 displays a qualitative comparison of our method with the open-source method Seer [23], as well as two advanced commercial Image2Video models (Gen-2 [13] and Pika [35]) in the Text-guided Video Prediction task. The case (a) is from a sample in the SSv2 [22] dataset, where for the prompt "moving box closer to car," the general models Pika [35] and Gen-2 [13] fail to understand the action instruction. Seer [23] approach results in unstable frames, with later frames potentially deviating significantly from earlier ones due to cumulative errors. Similarly, the right case shows results from the Bridgedata [12] dataset. For specific scenarios like robotic arm video generation, our method demonstrates the strongest text comprehension and video generation stability. For the instruction "put corn in pot which is in sink distractors," our method not only accurately locates the corn but also places it appropriately in the sink distractors. Other methods either misunderstand the instruction or generate unstable videos (*e.g.*, Seer [23] exhibits a ghosting effect with the "corn"). More visualization results are demonstrated in Appendix B.

4.5 Ablation Study

In this section, we conduct ablation studies on SSv2 [22], the largest dataset, to verify the effectiveness of the various components introduced in our method. More ablations and qualitative comparisons are provided in the Appendix.

Effectiveness of MCondition To validate the effectiveness of the MCondition we designed, we conduct ablation studies as shown in Table 2. Our proposed DQFormer consists of two branches: one generates the Multi-Modal Embedding (ME) and the other constructs the Decomposed Embedding (DE). The experimental results indicate that both branches are essential; the absence of either branch (*i.e.*, "w/o DE" or "w/o ME") leads to poorer model performance on both FVD and KVD metrics. Additionally, if both branches are removed, *i.e.*, training a video prediction model without text guidance ("w/o MC"), the FVD significantly worsens, as it lacks control over the text, and relying solely on the initial frame makes it difficult to predict the state of future videos. Moreover, our ablation studies show that omitting the state prompts predicted by LLava [40] ("w/o LLava") also decreases model performance, confirming the benefits of using the MLLM-aided video prompting.

Effectiveness of Adapters To validate the effectiveness of the three adapters we designed, we conduct ablation experiments as shown in Table 3. "w/o Adapter" refers to fixing the parameters of U-Net and only training the DQFormer, which results in the most significant decrease in model performance. This proves that by relying solely on the training of a conditional injection module, the model cannot be adapted to transfer to the target dataset. Additionally, we separately valid the removal of the spatial adapter ("w/o SA"), long-term temporal adapter ("w/o LTA"), short-term temporal adapter ("w/o STA") and temporal adapter("w/o TA"). The performance of the model becomes worse in each case, indicating that each of the three adapters we designed plays an effective role in transferring the distribution of videos to specific domains.

5 Conclusion

In this paper, we introduced AID for text-guided video prediction tasks. To better predict the future state of videos, we employed a multi-modal large language model for video prediction prompting. Additionally, we designed a dual-branch DQFormer module to integrate control conditions of various modalities. Lastly, we utilized spatial and temporal adapters that enable model transfer with few parameters and training costs. We are the first to explore transferring a well-pretrained video diffusion model to domain-specific video generation tasks, and our experiments demonstrate the feasibility and vast potential of this method, paving the way for future research.

Table 2: The ablation of different conditions. "DE", "ME", "MC" refer to Decomposed Embedding, Multi-modal Embedding and MCondition respectively.

	DE	ME	FVD (\downarrow)	KVD (\downarrow)
w/o MC			152.4	0.14
w/o DE		✓	74.98	0.03
w/o ME	✓		70.16	0.04
w/o LLava	✓	✓	64.48	0.03
AID (Ours)	✓	✓	50.23	0.02

Table 3: The ablation of different adapters. "SA", "TA", "STA", "LTA" refer to Spatial Adapter, Temporal Adapter, Short-term Temporal Adapter and Long-term Temporal Adapter respectively.

	SA	STA	LTA	FVD(\downarrow)	KVD(\downarrow)
w/o Adapter				279.42	0.71
w/o SA		✓	✓	68.12	0.05
w/o TA	✓			76.32	0.03
w/o STA	✓		✓	59.62	0.03
w/o LTA	✓	✓		58.16	0.02
AID (Ours)	✓	✓	✓	50.23	0.02

References

- [1] A. Arnab, M. Dehghani, G. Heigold, C. Sun, M. Lučić, and C. Schmid. Vivit: A video vision transformer. In *ICCV*, 2021.
- [2] G. Bertasius, H. Wang, and L. Torresani. Is space-time attention all you need for video understanding? In *ICML*, 2021.
- [3] A. Blattmann, T. Dockhorn, S. Kulal, D. Mendelevitch, M. Kilian, D. Lorenz, Y. Levi, Z. English, V. Voleti, A. Letts, et al. Stable video diffusion: Scaling latent video diffusion models to large datasets. *arXiv preprint arXiv:2311.15127*, 2023.
- [4] A. Blattmann, R. Rombach, H. Ling, T. Dockhorn, S. W. Kim, S. Fidler, and K. Kreis. Align your latents: High-resolution video synthesis with latent diffusion models. In *CVPR*, 2023.
- [5] T. Brooks, A. Holynski, and A. A. Efros. Instructpix2pix: Learning to follow image editing instructions. In *CVPR*, 2023.
- [6] J. Carreira and A. Zisserman. Quo vadis, action recognition? a new model and the kinetics dataset. In *CVPR*, 2017.
- [7] H. Chen, M. Xia, Y. He, Y. Zhang, X. Cun, S. Yang, J. Xing, Y. Liu, Q. Chen, X. Wang, C. Weng, and Y. Shan. Videocrafter1: Open diffusion models for high-quality video generation, 2023.
- [8] H. Chen, Y. Zhang, X. Cun, M. Xia, X. Wang, C. Weng, and Y. Shan. Videocrafter2: Overcoming data limitations for high-quality video diffusion models, 2024.
- [9] F. Chollet. Xception: Deep learning with depthwise separable convolutions. In *Proceedings of the IEEE conference on computer vision and pattern recognition*, pages 1251–1258, 2017.
- [10] A. Clark, J. Donahue, and K. Simonyan. Adversarial video generation on complex datasets. *arXiv preprint arXiv:1907.06571*, 2019.
- [11] D. Damen, H. Doughty, G. M. Farinella, S. Fidler, A. Furnari, E. Kazakos, D. Moltisanti, J. Munro, T. Perrett, W. Price, et al. Scaling egocentric vision: The epic-kitchens dataset. In *ECCV*, 2018.
- [12] F. Ebert, Y. Yang, K. Schmeckpeper, B. Bucher, G. Georgakis, K. Daniilidis, C. Finn, and S. Levine. Bridge data: Boosting generalization of robotic skills with cross-domain datasets. *arXiv preprint arXiv:2109.13396*, 2021.
- [13] P. Esser, J. Chiu, P. Atighehchian, J. Granskog, and A. Germanidis. Structure and content-guided video synthesis with diffusion models. *arXiv preprint arXiv:2302.03011*, 2023.
- [14] H. Fei, S. Wu, W. Ji, H. Zhang, and T.-S. Chua. Empowering dynamics-aware text-to-video diffusion with large language models. *arXiv preprint arXiv:2308.13812*, 2023.
- [15] W. Feng, W. Zhu, T.-j. Fu, V. Jampani, A. Akula, X. He, S. Basu, X. E. Wang, and W. Y. Wang. Layoutgpt: Compositional visual planning and generation with large language models. *Advances in Neural Information Processing Systems*, 36, 2024.
- [16] Z. Gao, C. Tan, L. Wu, and S. Z. Li. Simvp: Simpler yet better video prediction. In *Proceedings of the IEEE/CVF conference on computer vision and pattern recognition*, pages 3170–3180, 2022.
- [17] S. Ge, T. Hayes, H. Yang, X. Yin, G. Pang, D. Jacobs, J.-B. Huang, and D. Parikh. Long video generation with time-agnostic vqgan and time-sensitive transformer. In *European Conference on Computer Vision*, pages 102–118. Springer, 2022.
- [18] S. Ge, S. Nah, G. Liu, T. Poon, A. Tao, B. Catanzaro, D. Jacobs, J.-B. Huang, M.-Y. Liu, and Y. Balaji. Preserve your own correlation: A noise prior for video diffusion models. In *Proceedings of the IEEE/CVF International Conference on Computer Vision*, pages 22930–22941, 2023.

- [19] Y. Ge, S. Zhao, Z. Zeng, Y. Ge, C. Li, X. Wang, and Y. Shan. Making llama see and draw with seed tokenizer. *arXiv preprint arXiv:2310.01218*, 2023.
- [20] R. Girdhar, M. Singh, A. Brown, Q. Duval, S. Azadi, S. S. Rambhatla, A. Shah, X. Yin, D. Parikh, and I. Misra. Emu video: Factorizing text-to-video generation by explicit image conditioning. *arXiv preprint arXiv:2311.10709*, 2023.
- [21] C. Gordon and N. Parde. Latent neural differential equations for video generation. In *NeurIPS 2020 Workshop on Pre-registration in Machine Learning*, pages 73–86. PMLR, 2021.
- [22] R. Goyal, S. Ebrahimi Kahou, V. Michalski, J. Materzynska, S. Westphal, H. Kim, V. Haenel, I. Fruend, P. Yianilos, M. Mueller-Freitag, et al. The "something something" video database for learning and evaluating visual common sense. In *ICCV*, 2017.
- [23] X. Gu, C. Wen, W. Ye, J. Song, and Y. Gao. Seer: Language instructed video prediction with latent diffusion models. In *ICLR*, 2024.
- [24] Y. Guo, C. Yang, A. Rao, Y. Wang, Y. Qiao, D. Lin, and B. Dai. Animatediff: Animate your personalized text-to-image diffusion models without specific tuning. *arXiv preprint arXiv:2307.04725*, 2023.
- [25] Y. He, T. Yang, Y. Zhang, Y. Shan, and Q. Chen. Latent video diffusion models for high-fidelity video generation with arbitrary lengths. *arXiv preprint arXiv:2211.13221*, 2022.
- [26] D. Hendrycks and K. Gimpel. Gaussian error linear units (gelus). *arXiv preprint arXiv:1606.08415*, 2016.
- [27] J. Ho, W. Chan, C. Saharia, J. Whang, R. Gao, A. Gritsenko, D. P. Kingma, B. Poole, M. Norouzi, D. J. Fleet, et al. Imagen video: High definition video generation with diffusion models. *arXiv preprint arXiv:2210.02303*, 2022.
- [28] J. Ho, T. Salimans, A. Gritsenko, W. Chan, M. Norouzi, and D. J. Fleet. Video diffusion models. *arXiv preprint arXiv:2204.03458*, 2022.
- [29] W. Hong, M. Ding, W. Zheng, X. Liu, and J. Tang. Cogvideo: Large-scale pretraining for text-to-video generation via transformers. *arXiv preprint arXiv:2205.15868*, 2022.
- [30] Y. Hu, C. Luo, and Z. Chen. Make it move: controllable image-to-video generation with text descriptions. In *CVPR*, 2022.
- [31] H. Huang, Y. Feng, C. Shi, L. Xu, J. Yu, and S. Yang. Free-bloom: Zero-shot text-to-video generator with llm director and ldm animator. *Advances in Neural Information Processing Systems*, 36, 2024.
- [32] A. Hyvärinen and P. Dayan. Estimation of non-normalized statistical models by score matching. *Journal of Machine Learning Research*, 6(4), 2005.
- [33] E. Kahembwe and S. Ramamoorthy. Lower dimensional kernels for video discriminators. *Neural Networks*, 132:506–520, 2020.
- [34] T. Karras, M. Aittala, T. Aila, and S. Laine. Elucidating the design space of diffusion-based generative models. *NeurIPS*, 2022.
- [35] P. Lab. Pika, 2023.
- [36] A. X. Lee, R. Zhang, F. Ebert, P. Abbeel, C. Finn, and S. Levine. Stochastic adversarial video prediction. *arXiv preprint arXiv:1804.01523*, 2018.
- [37] J. Li, D. Li, S. Savarese, and S. Hoi. Blip-2: Bootstrapping language-image pre-training with frozen image encoders and large language models. In *ICML*, 2023.
- [38] Y. Li, W. Beluch, M. Keuper, D. Zhang, and A. Khoreva. Vstar: Generative temporal nursing for longer dynamic video synthesis. *arXiv preprint arXiv:2403.13501*, 2024.

- [39] L. Lian, B. Shi, A. Yala, T. Darrell, and B. Li. Llm-grounded video diffusion models. *arXiv preprint arXiv:2309.17444*, 2023.
- [40] H. Liu, C. Li, Q. Wu, and Y. J. Lee. Visual instruction tuning. *Advances in neural information processing systems*, 2023.
- [41] Z. Liu, J. Ning, Y. Cao, Y. Wei, Z. Zhang, S. Lin, and H. Hu. Video swin transformer. In *CVPR*, 2022.
- [42] H. Lu, G. Yang, N. Fei, Y. Huo, Z. Lu, P. Luo, and M. Ding. Vdt: General-purpose video diffusion transformers via mask modeling. In *The Twelfth International Conference on Learning Representations*, 2023.
- [43] Y. Lu, L. Zhu, H. Fan, and Y. Yang. Flowzero: Zero-shot text-to-video synthesis with llm-driven dynamic scene syntax. *arXiv preprint arXiv:2311.15813*, 2023.
- [44] Z. Luo, D. Chen, Y. Zhang, Y. Huang, L. Wang, Y. Shen, D. Zhao, J. Zhou, and T. Tan. Videofusion: Decomposed diffusion models for high-quality video generation. In *CVPR*, 2023.
- [45] J. Lv, Y. Huang, M. Yan, J. Huang, J. Liu, Y. Liu, Y. Wen, X. Chen, and S. Chen. Gpt4motion: Scripting physical motions in text-to-video generation via blender-oriented gpt planning. *arXiv preprint arXiv:2311.12631*, 2023.
- [46] C. Meng, Y. Song, J. Song, J. Wu, J.-Y. Zhu, and S. Ermon. Sdedit: Image synthesis and editing with stochastic differential equations. *ICLR*, 2022.
- [47] OpenAI. Gpt-4 technical report. *arXiv:2303.08774*, 2023.
- [48] OpenAI. Sora, 2024.
- [49] G. Parmar, R. Zhang, and J.-Y. Zhu. On aliased resizing and surprising subtleties in gan evaluation. In *CVPR*, pages 11410–11420, 2022.
- [50] L. Qu, S. Wu, H. Fei, L. Nie, and T.-S. Chua. Layoutllm-t2i: Eliciting layout guidance from llm for text-to-image generation. In *Proceedings of the 31st ACM International Conference on Multimedia*, pages 643–654, 2023.
- [51] A. Radford, J. W. Kim, C. Hallacy, A. Ramesh, G. Goh, S. Agarwal, G. Sastry, A. Askell, P. Mishkin, J. Clark, et al. Learning transferable visual models from natural language supervision. In *ICML*, 2021.
- [52] A. Ramesh, P. Dhariwal, A. Nichol, C. Chu, and M. Chen. Hierarchical text-conditional image generation with clip latents. *arXiv preprint arXiv:2204.06125*, 2022.
- [53] R. Rombach, A. Blattmann, D. Lorenz, P. Esser, and B. Ommer. High-resolution image synthesis with latent diffusion models. In *CVPR*, 2022.
- [54] M. Saito, S. Saito, M. Koyama, and S. Kobayashi. Train sparsely, generate densely: Memory-efficient unsupervised training of high-resolution temporal gan. *International Journal of Computer Vision*, 128(10):2586–2606, 2020.
- [55] C. Schuhmann, R. Beaumont, R. Vencu, C. Gordon, R. Wightman, M. Cherti, T. Coombes, A. Katta, C. Mullis, M. Wortsman, et al. Laion-5b: An open large-scale dataset for training next generation image-text models. *Advances in Neural Information Processing Systems*, 35:25278–25294, 2022.
- [56] U. Singer, A. Polyak, T. Hayes, X. Yin, J. An, S. Zhang, Q. Hu, H. Yang, O. Ashual, O. Gafni, et al. Make-a-video: Text-to-video generation without text-video data. *ICLR*, 2023.
- [57] Y. Song, J. Sohl-Dickstein, D. P. Kingma, A. Kumar, S. Ermon, and B. Poole. Score-based generative modeling through stochastic differential equations. *arXiv preprint arXiv:2011.13456*, 2020.
- [58] K. Soomro, A. R. Zamir, and M. Shah. Ucf101: A dataset of 101 human actions classes from videos in the wild. *arXiv preprint arXiv:1212.0402*, 2012.

- [59] Y. Tian, J. Ren, M. Chai, K. Olszewski, X. Peng, D. N. Metaxas, and S. Tulyakov. A good image generator is what you need for high-resolution video synthesis. In *ICLR*, 2021.
- [60] S. Tulyakov, M.-Y. Liu, X. Yang, and J. Kautz. Mocogan: Decomposing motion and content for video generation. In *Proceedings of the IEEE conference on computer vision and pattern recognition*, pages 1526–1535, 2018.
- [61] T. Unterthiner, S. Van Steenkiste, K. Kurach, R. Marinier, M. Michalski, and S. Gelly. Towards accurate generative models of video: A new metric & challenges. *arXiv preprint arXiv:1812.01717*, 2018.
- [62] A. Van Den Oord, O. Vinyals, et al. Neural discrete representation learning. *NeurIPS*, 2017.
- [63] A. Vaswani, N. Shazeer, N. Parmar, J. Uszkoreit, L. Jones, A. N. Gomez, Ł. Kaiser, and I. Polosukhin. Attention is all you need. *Advances in neural information processing systems*, 30, 2017.
- [64] V. Voleti, A. Jolicoeur-Martineau, and C. Pal. Mcvd-masked conditional video diffusion for prediction, generation, and interpolation. *NeurIPS*, 2022.
- [65] J. Wang, D. Chen, C. Luo, B. He, L. Yuan, Z. Wu, and Y.-G. Jiang. Omnivid: A generative framework for universal video understanding. *arXiv preprint arXiv:2403.17935*, 2024.
- [66] Y. Wang, J. Bao, W. Weng, R. Feng, D. Yin, T. Yang, J. Zhang, Q. Dai, Z. Zhao, C. Wang, K. Qiu, Y. Yuan, C. Tang, X. Sun, C. Luo, and B. Guo. Microcinema: A divide-and-conquer approach for text-to-video generation. In *CVPR*, 2024.
- [67] Z. Weng, X. Yang, A. Li, Z. Wu, and Y.-G. Jiang. Open-vclip: Transforming clip to an open-vocabulary video model via interpolated weight optimization. In *International Conference on Machine Learning*, pages 36978–36989. PMLR, 2023.
- [68] J. Z. Wu, Y. Ge, X. Wang, W. Lei, Y. Gu, W. Hsu, Y. Shan, X. Qie, and M. Z. Shou. Tune-a-video: One-shot tuning of image diffusion models for text-to-video generation. In *ICCV*, 2023.
- [69] S. Wu, H. Fei, L. Qu, W. Ji, and T.-S. Chua. Next-gpt: Any-to-any multimodal llm. *arXiv preprint arXiv:2309.05519*, 2023.
- [70] Z. Xing, Q. Dai, H. Hu, J. Chen, Z. Wu, and Y.-G. Jiang. Svformer: Semi-supervised video transformer for action recognition. In *CVPR*, 2023.
- [71] Z. Xing, Q. Dai, H. Hu, Z. Wu, and Y.-G. Jiang. Simda: Simple diffusion adapter for efficient video generation. In *CVPR*, 2024.
- [72] Z. Xing, Q. Dai, Z. Zhang, H. Zhang, H. Hu, Z. Wu, and Y.-G. Jiang. Vidiff: Translating videos via multi-modal instructions with diffusion models. *arXiv preprint arXiv:2311.18837*, 2023.
- [73] Z. Xing, Q. Feng, H. Chen, Q. Dai, H. Hu, H. Xu, Z. Wu, and Y.-G. Jiang. A survey on video diffusion models. *arXiv preprint arXiv:2310.10647*, 2023.
- [74] W. Yan, Y. Zhang, P. Abbeel, and A. Srinivas. Videogpt: Video generation using vq-vae and transformers. *arXiv preprint arXiv:2104.10157*, 2021.
- [75] L. Yu, Y. Cheng, K. Sohn, J. Lezama, H. Zhang, H. Chang, A. G. Hauptmann, M.-H. Yang, Y. Hao, I. Essa, et al. Magvit: Masked generative video transformer. In *Proceedings of the IEEE/CVF Conference on Computer Vision and Pattern Recognition*, pages 10459–10469, 2023.
- [76] S. Yu, K. Sohn, S. Kim, and J. Shin. Video probabilistic diffusion models in projected latent space. In *CVPR*, 2023.
- [77] S. Yu, J. Tack, S. Mo, H. Kim, J. Kim, J.-W. Ha, and J. Shin. Generating videos with dynamics-aware implicit generative adversarial networks. In *ICLR*, 2022.
- [78] Y. Zeng, G. Wei, J. Zheng, J. Zou, Y. Wei, Y. Zhang, and H. Li. Make pixels dance: High-dynamic video generation. *arXiv preprint arXiv:2311.10982*, 2023.

- [79] H. Zhang, Z. Wu, Z. Xing, J. Shao, and Y.-G. Jiang. Adadiff: Adaptive step selection for fast diffusion. *arXiv preprint arXiv:2311.14768*, 2023.
- [80] L. Zhang and M. Agrawala. Adding conditional control to text-to-image diffusion models. In *ICCV*, 2023.
- [81] D. Zhou, W. Wang, H. Yan, W. Lv, Y. Zhu, and J. Feng. Magicvideo: Efficient video generation with latent diffusion models. *arXiv preprint arXiv:2211.11018*, 2022.
- [82] B. Zhu, F. Wang, T. Lu, P. Liu, J. Su, J. Liu, Y. Zhang, Z. Wu, Y.-G. Jiang, and G.-J. Qi. Poseanimate: Zero-shot high fidelity pose controllable character animation. *arXiv preprint arXiv:2404.13680*, 2024.

Appendix

A Additional Experimental Results

A.1 Additional Results on UCF-101

Our method AID, is primarily designed for the text-guided video prediction(TVP) task and is validated on task-level datasets. Most previous text-guided video generation methods [28, 56, 81, 25] use UCF-101 [58] as a benchmark for testing. Although class-conditioned video prediction on UCF-101 is not particularly suitable for TVP tasks, we still conduct experiments under two settings to evaluate the video generation performance.

Settings We fine-tune our model on the UCF-101 dataset, resizing the video resolution to 256x256 with 16 frames per video. We conduct experiments under two settings: predicting videos conditioned on 1 and 5 reference frames following [29, 23]. We report FVD and FID metrics following the methods of Seer [23] and VDM [28]. During the testing phase, we sample 2,048 samples from the test set following [23]. We perform class-conditioned video prediction on this dataset by writing one sentence for each class as the caption for video generation, following the PYoCo [18] method. For example, we rewrite "biking" as "A person is riding a bicycle."

Table 4: Class-conditioned video prediction performance on UCF-101. We evaluate the AID on the UCF-101 with 16-frames-long videos. Ex.data indicates that the model has been pre-trained or fine-tuned on extra datasets.

Method	Ex.data	Cond.	Resolution	FVD (\downarrow)	FID (\downarrow)
MoCoGAN [60]	No	No	64 × 64	-	26998
MoCoGAN-HD [59]	No	Class.	256 × 256	700	-
TGAN-ODE [21]	No	No	64 × 64	-	26512
TGAN-F [33]	No	No	128 × 128	-	7817
DIGAN [77]	No	No	-	577	-
TGANv2 [54]	No	Class.	128 × 128	1431	3497
VDM [28]	No	No	64 × 64	-	295
TATS-base [17]	No	Class.	128 × 128	278	-
MCVD [64]	No	No	64 × 64	1143	-
LVDM [25]	No	No	256 × 256	372	-
MAGVIT-B [75]	No	Class.	128 × 128	159	-
PYoCo [18]	No	No	256 × 256	310	-
Dysen-VDM [18]	No	No	256 × 256	255	-
VDT [42]	No	No	64 × 64	226	-
VideoFusion [44]	txt-video	Class.	128 × 128	173	-
CogVideo [29]	txt-img & txt-video	Class.	160 × 160	626	-
Make-A-Video [56]	txt-img & txt-video	Class.	256 × 256	81.25	-
MagicVideo [81]	txt-img & txt-video	Class.	-	699	-
AID (1 Ref. frames)	txt-img & txt-video	Class.	256 × 256	102	16.5
CogVideo [29] (5 Ref. frames)	txt-img & txt-video	Class.	160 × 160	109.23	-
Seer [23] (5 Ref. frames)	txt-img	Class.	256 × 256	260.7	-
AID (5 Ref. frames)	txt-img & txt-video	Class.	256 × 256	61.22	12.1

Results We present the class-conditioned video prediction results on UCF-101 in Table 4. When given 1 reference frame, our method significantly outperforms other video generation models in Fréchet inception distance (FID) [49] and achieves comparable Fréchet video distance (FVD) [61] results to the large-scale pre-trained Make-A-Video [56] method. For the TVP task with 5 reference frames, our method performs much better than other methods. Additionally, we provide qualitative results in Figure 7 and Figure 8.




Figure 7: Visualization of text-conditioned video prediction on UCF-101 with 1 reference frame.

B Additional Visualization

In this section, we provide additional visualizations of AID. The results on the Epic-Kitchen dataset are shown in Figure 10, and the results on the Bridge dataset are presented in Figure 9. We also demonstrate the long video prediction and text-guided video manipulation examples in Figure 11. In cases (2)-(4), we use the last two frames of the previous clip as the initial frames for the next clip, allowing iterative extension into longer videos. Other cases demonstrate that given the same reference frame, different instructions can predict different future video frames. Although we provide many sample figures in this paper, we recommend readers visit the link <https://chenhsing.github.io/AID> to see the demos in video style.




Figure 8: Visualization of text-conditioned video prediction on UCF-101 with 5 reference frames.




Figure 9: Visualization of text-conditioned video prediction on Bridge with 1 reference frame compared to Seer [23], Gen-2 [13], PiKa [35].




Figure 10: Visualization of text-conditioned video prediction on Epic-kitchen with 1 reference frame compared to Seer [23].

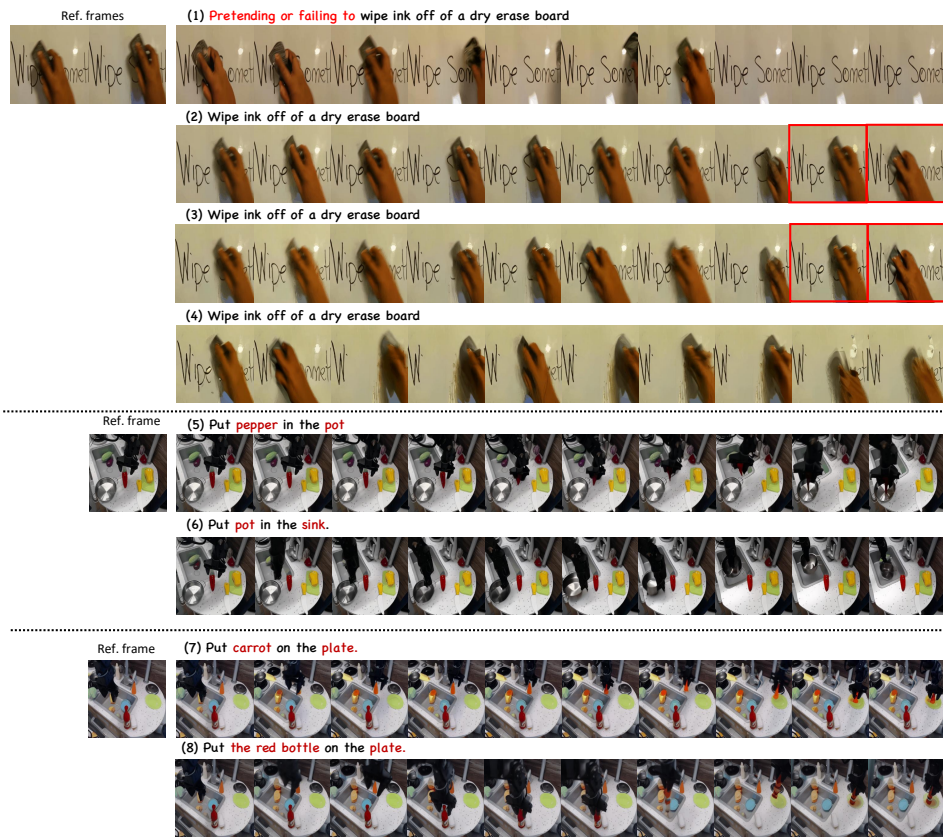


Figure 11: Examples of long video prediction and instruction-based video manipulation are provided.