

LEWY CURVES IN PARA-CR GEOMETRY

WOJCIECH KRYŃSKI AND OMID MAKHMALI

ABSTRACT. We define a class of curves, referred to as *Lewy curves*, in para-CR geometry, following H. Lewy's original definition in CR geometry. We give a characterization of path geometries defined by para-CR Lewy curves. In dimension 3 our characterization is given by a set of necessary and sufficient conditions which, with the exception of one condition, are easily computationally verifiable. Furthermore, we show that Lewy curves of a para-CR 3-manifold coincide with chains of some (para-)CR 3-manifold if and only if it is flat. Subsequently, it follows that Lewy curves determine the para-CR structure up to the sign of the almost para-complex structure. In higher dimensions we show that para-CR Lewy curves define a path geometry if and only if the para-CR structure is flat, in which case chains and Lewy curves coincide.

CONTENTS

1. Introduction	1
1.1. Lewy curves in (para-)CR geometry: a first look	2
1.2. Outline of the article and main results	3
1.3. Conventions	4
2. Preliminaries on path geometries and para-CR structures	5
2.1. Path geometries and systems of 2nd order ODEs	5
2.2. Para-CR structures and their double fibration	6
2.3. Cartan connection for path geometries and para-CR structures	9
3. Para-CR Lewy curves and their characterization	12
3.1. Lewy curves via a defining function	12
3.2. An intrinsic description	14
3.3. Corresponding systems of ODEs	17
3.4. Geometric characterization in dimension 3	19
3.5. Path geometry of Lewy curves in higher dimensions	22
4. Cartan geometric description in dimension 3	26
4.1. Reduction of the principal bundle	26
4.2. Path geometry of Lewy curves: torsion-free case	28
4.3. Path geometry of Lewy curves: non-zero torsion case	29
Appendix	32
References	32

1. INTRODUCTION

Many geometric structures on manifolds come equipped with a distinguished class of curves, e.g. geodesics in (pseudo-)Riemannian and projective structures, null geodesics in conformal pseudo-Riemannian structures, and conformal geodesics in conformal (pseudo-)Riemannian structures. In the case of (para-)CR structures the most well-known class of distinguished curves, originally defined in [CM74], are called chains. In this article we focus on another class of curves in (para-)CR structures, referred to as *Lewy curves*.

Date: June 10, 2024.

2020 Mathematics Subject Classification. Primary: 53A40, 53B15, 53C15; Secondary: 53A55, 34A26, 34A55, 32V99.

Key words and phrases. para-CR geometry, Lewy curves, path geometry, Cartan connection, Cartan reduction.

Lewy curves were first studied in [Far81] for analytic CR structures in relation to CR chains, in which the author attributes their definition to H. Lewy and, therefore, names them after him. It turns out that through each point of an analytic CR 3-manifold and along an open set of transverse directions to the contact distribution at that point, there passes a unique Lewy curve. As a result, as in the case of chains, Lewy curves define a (*generalized*) *path geometry* on a CR 3-manifold.

The aim of this paper is four-fold. Firstly, we define Lewy curves for (real or complex) para-CR structures and show that in dimension three they determine para-CR structures up to the signature of the almost para-complex structure. Secondly, we characterize path geometries that are defined by Lewy curves of a para-CR 3-manifold. Thirdly, we highlight the difference between chains and Lewy curves using our characterization here and the one in [KM24] which shows that they only coincide when the para-CR 3-manifold is flat. Lastly, in higher dimensions, it turns out that in a non-flat para-CR structure Lewy curves define a *higher path geometry* which corresponds to an ODE system of order greater than two. We show that in higher dimensional para-CR structures Lewy curves define a (generalized) path geometry if and only if the para-CR structure is flat, in which case Lewy curves coincide with chains. As will be discussed, this is a stronger version of the para-CR analogue of Faran's result in the CR setting [Far81] and are obtained using path geometric and Cartan geometric techniques.

1.1. Lewy curves in (para-)CR geometry: a first look. Let us start with the case of 3-dimensional CR structures. Following [Far81], let

$$N = \{z \in \mathbb{C}^2 \mid r(z, \bar{z}) = 0\} \subset \mathbb{C}^2,$$

be a real analytic 3-dimensional CR-manifold for an analytic function $r: \mathbb{C}^2 \rightarrow \mathbb{R}$ where $dr \neq 0$. Function r extends to a complex-valued function on $\mathbb{C}^2 \times \mathbb{C}^2$ (or an open subset of $\mathbb{C}^2 \times \mathbb{C}^2$), allowing one to define the hypersurface

$$(1.1) \quad \mathcal{N}^{\mathbb{C}} = \{(z, \zeta) \in \mathbb{C}^2 \times \mathbb{C}^2 \mid r(z, \zeta) = 0\}.$$

The hypersurface $\mathcal{N}^{\mathbb{C}}$ is referred to as the *Segre family* of the CR-manifold N , first introduced by Segre in [Seg31b, Seg31a], further studied by Cartan [Car33], and later by many others including [Che75, Web77, Far80]. The Segre family defines a *complex para-CR structure* on $\mathcal{N}^{\mathbb{C}}$ (see Definition 2.2). Fixing $\zeta \in \mathbb{C}^2$, define the complex curve $Q_{\zeta} \subset \mathbb{C}^2$ as

$$(1.2) \quad Q_{\zeta}^{\mathbb{C}} = \{z \in \mathbb{C}^2 \mid r(z, \zeta) = 0\}.$$

The family of real curves $\gamma_{\zeta} \subset N$ defined as

$$\gamma_{\zeta} = Q_{\zeta}^{\mathbb{C}} \cap N$$

depend on 4 real parameters and are referred to as Lewy curves. It turns out that the family of Lewy curves define a generalized path geometry canonically associated to the CR structure on N .

Our main focus is to define Lewy curves in (complex or real) para-CR geometry and characterize path geometries defined by them. A para-CR structure on a 3-dimensional manifold N is defined as a contact distribution $\mathcal{C} \subset TN$ equipped with a splitting $\mathcal{C} = \mathcal{D}_1 \oplus \mathcal{D}_2$ for line bundles $\mathcal{D}_1, \mathcal{D}_2 \subset TN$.

Considering real para-CR 3-manifolds, it turns out (see §2.2) that N can be locally realized as a hypersurface in a 4-dimensional product of two surfaces M_1 and M_2 , i.e.

$$N = \{(x, y) \in M_1 \times M_2 \mid \Phi(x, y) = 0\} \subset M_1 \times M_2,$$

for a differentiable function $\Phi: M_1 \times M_2 \rightarrow \mathbb{R}$, where M_1 and M_2 are the local leaf spaces of the integral curves of \mathcal{D}_1 and \mathcal{D}_2 , respectively. Note that locally $M_1 \times M_2 \cong \mathbb{R}^2 \times (\mathbb{R}^2)^*$ with its standard para-CR structure, which replaces the complex structure on \mathbb{C}^2 in the CR setting. The para-CR analogue of the Segre family is the real 6-manifold

$$\mathcal{N} := \{(x, y, \hat{x}, \hat{y}) \in (M_1 \times M_2) \times (M_1 \times M_2) \mid \Phi(x, \hat{y}) = \Phi(\hat{x}, y) = 0\}.$$

Subsequently, the 4-parameter family of surfaces $\{Q_{\hat{x}\hat{y}}\}$ where

$$Q_{\hat{x}\hat{y}} := \{(x, y) \in M_1 \times M_2 \mid \Phi(x, \hat{y}) = \Phi(\hat{x}, y) = 0\},$$

can be used to define Lewy curves as curves in N obtained via the intersection of $Q_{\hat{x}\hat{y}}$ and N for all $(\hat{x}, \hat{y}) \in M_1 \times M_2 \setminus N$. In other words, Lewy curves on N are parameterized by points $(\hat{x}, \hat{y}) \in M_1 \times M_2 \setminus N$ and are defined as

$$(1.3) \quad \gamma_{\hat{x}\hat{y}} = \{(x, y) \in N \mid \Phi(x, \hat{y}) = \Phi(\hat{x}, y) = 0\},$$

which endow N with a generalized path geometry. We give a coordinate-free description of the definition above in §3.2. We study certain properties of these curves and characterize them among 3-dimensional path geometries.

The (complex) Segre family in CR geometry and the real Segre structure in the para-CR setting can be treated identically and give rise to the set of Lewy curves. The only difference, as will be discussed (see Remark 2.6), is that in para-CR 3-manifolds assuming smoothness is sufficient for the definition of Lewy curves, unlike the case of CR structures and higher dimensional para-CR manifolds where analyticity is needed.

Lastly, note that the complex para-CR structure on complex 3-manifold $\mathcal{N}^{\mathbb{C}}$ in (1.1) is also equipped with a complex path geometry defined by complex Lewy curves. More precisely, replacing the real-valued function $\Phi: \mathbb{R}^2 \times \mathbb{R}^2 \rightarrow \mathbb{R}$ in (1.3) with the complex-valued function $r: \mathbb{C}^2 \times \mathbb{C}^2 \rightarrow \mathbb{C}$ used in (1.1), one obtains a 4 complex-parameter family of complex Lewy curves $\gamma_{\hat{x}\hat{y}}^{\mathbb{C}} \subset \mathcal{N}^{\mathbb{C}}, (\hat{x}, \hat{y}) \in \mathbb{C}^2 \times \mathbb{C}^2 \setminus \mathcal{N}^{\mathbb{C}}$ which define a (generalized) path geometry on $\mathcal{N}^{\mathbb{C}}$. Similarly, they can be defined via the intersection of $\mathcal{N}^{\mathbb{C}}$ with 4-parameter family of complex surfaces $Q_{\hat{x}\hat{y}}^{\mathbb{C}}$. As will be mentioned, our discussion on path geometry of Lewy curves in para-CR structures holds valid in both the real and complex setting.

1.2. Outline of the article and main results. In §2 we review some well-known facts about path geometries and para-CR structures and their Cartan geometric description. In §2.1 we define a (generalized) path geometry on an $(n + 1)$ -dimensional manifold M as a triple $(Q, \mathcal{V}, \mathcal{X})$ where $\mathcal{X}, \mathcal{V} \in \Gamma(TQ)$ are distributions that intersect trivially and have ranks 1 and $n - 1$, respectively, \mathcal{V} is integrable with the property that $[\mathcal{X}, \mathcal{V}] = TQ$ and Q is a $(2n + 1)$ -dimensional manifold such that locally $Q/\mathcal{V} = M$. It follows that Q is locally (an open subset of) the projectivized tangent bundle $\mathbb{P}TM \rightarrow M$. Locally, path geometries correspond to point equivalence classes of systems of 2nd order ODEs.

In §2.2 para-CR structures are defined as $(2n + 1)$ -dimensional contact manifolds N whose contact distribution $\mathcal{C} \subset TN$ is equipped with a splitting by a pair of integrable Lagrangian subspaces $\mathcal{C} = \mathcal{D}_1 \oplus \mathcal{D}_2$. Locally, one can consider the leaf spaces of the integral manifolds of \mathcal{D}_1 and \mathcal{D}_2 , denoted by M_2 and M_1 , respectively. For $n \geq 2$, there is a local correspondence between (analytic) para-CR structures and point equivalence classes of certain overdetermined systems of 2nd order PDEs. By definition, 3-dimensional para-CR structures coincide with path geometries on surfaces, which locally correspond to point equivalence classes of scalar 2nd order ODEs.

In §2.3 we give a solution of the equivalence problem for path geometries and para-CR structures in the form of certain types of Cartan geometries. The fundamental invariants of path geometries on manifolds of dimension $n \geq 3$, are given by a torsion \mathbf{T} and a curvature \mathbf{C} . In dimension 3, \mathbf{T} and \mathbf{C} , as $GL(2)$ -modules, can be represented by a binary quadric and a binary quartic, respectively.

In §3, we start our study of Lewy curves in para-CR geometry by defining them in terms of a para-CR defining function in §3.1. In §3.2 we describe para-CR Lewy curves in terms of intersections of the Legendrian leaves of \mathcal{D}_1 and \mathcal{D}_2 . In §3.3 we describe systems of 2nd order ODEs that correspond to path geometries defined by Lewy curves.

Our first main result is in §3.4, where we characterize path geometries on 3-dimensional manifolds defined by Lewy curves of a 3-dimensional (real or complex) para-CR structure. We prove the following.

Theorem 3.18. *Let $(Q, \mathcal{V}, \mathcal{X})$ be a 3-dimensional path geometry on $N = Q/\mathcal{V}$. Then $(Q, \mathcal{V}, \mathcal{X})$ is defined by Lewy curves of a para-CR structure if and only if the vertical bundle \mathcal{V} has a splitting $\mathcal{V} = \mathcal{V}_1 \oplus \mathcal{V}_2$ with the following properties:*

- (a) *The rank-3 distributions $\mathcal{B}_1 = [\mathcal{X}, \mathcal{V}_1]$ and $\mathcal{B}_2 = [\mathcal{X}, \mathcal{V}_2]$ spanned by Lie brackets of sections of \mathcal{X} and \mathcal{V}_i , respectively, are integrable.*
- (b) *\mathcal{B}_1 and \mathcal{B}_2 have rank-2 sub-distributions $\tilde{\mathcal{K}}_1$ and $\tilde{\mathcal{K}}_2$ containing \mathcal{V}_1 and \mathcal{V}_2 , respectively, such that rank 3 distributions $\mathcal{K}_1 = \tilde{\mathcal{K}}_1 \oplus \mathcal{V}_2$ and $\mathcal{K}_2 = \tilde{\mathcal{K}}_2 \oplus \mathcal{V}_1$ are integrable.*
- (c) *The projections of \mathcal{K}_1 and \mathcal{K}_2 to N span a contact distribution.*
- (d) *The three para-CR 3-manifolds in Proposition 3.17 are equivalent.*

When the 3-dimensional path geometry has non-zero torsion, the splitting $\mathcal{V} = \mathcal{V}_1 \oplus \mathcal{V}_2$ in the theorem above is encoded in the torsion \mathbf{T} by viewing it as a linear map $\mathbf{T}: \mathcal{V} \rightarrow \mathcal{V}$ whose eigenspaces are \mathcal{V}_1 and \mathcal{V}_2 . Consequently, conditions (a)-(c) can be explicitly verified for any given path geometry. On the other hand, condition (d) in Theorem 3.18 is in general difficult to verify.

In Theorem 3.20 it is shown that Lewy curves on para-CR manifolds of dimension ≥ 5 in general define higher path geometries i.e. they correspond to ODE systems of order greater than two. More precisely, we prove the following.

Theorem 3.20. *Given a para-CR structure $(N, \mathcal{D}_1, \mathcal{D}_2)$ of dimension $2n + 1 \geq 5$, its Lewy curves define a path geometry on N if and only if it is flat, in which case they coincide with chains.*

The Theorem above can be taken as a stronger version of Faran's observation in [Far81] where it is shown that if in a CR structure Lewy curves coincide with chains then the CR structure is flat.

In §4.1 we use the Cartan geometric description of para-CR structures and path geometries in dimension three to translate our characterization in Theorem 3.18 in terms of the Cartan connection and the fundamental invariants of a path geometry. Subsequently, one is lead to consider the two cases of zero or nonzero torsion. The torsion-free case is considered in §4.2. This case allows us to understand the relation between chains and Lewy curves on para-CR 3-manifolds.

Theorem 4.6. *A path geometry defined by Lewy curves of a para-CR structure arises via chains of some (para-)CR structure if and only if the para-CR structure is flat.*

The case of nonzero torsion is treated in §4.3 wherein Theorem 3.18 is expressed Cartan geometrically, resulting in constraints on the algebraic type of \mathbf{T} and \mathbf{C} as a binary quadric and quartic. Below is an excerpt of Corollary 4.9 about such constraints in the case of *real* para-CR 3-manifolds.

Corollary 4.9. *If a 3-dimensional path geometry with non-zero torsion, i.e. $\mathbf{T} \neq 0$, is defined by para-CR Lewy curves then the binary quadric representation of \mathbf{T} has two distinct real roots and the binary quartic representation of \mathbf{C} has at least two distinct real roots and no repeated roots.*

In the case of complex para-CR 3-manifolds, the conditions in Corollary 4.9 on the multiplicity of roots remain valid, unlike the reality conditions. Comparing the algebraic type of \mathbf{C} in Corollary 4.9 and the algebraic type of \mathbf{C} for path geometries defined by para-CR chains in [KM24, Theorem 1.1(1)] shows a clear difference between such path geometries. Subsequently, we show that the path geometry of Lewy curves allows one to recover the underlying para-CR structure, as has been shown for (para-)CR chains [Che88, ČŽ09].

Corollary 4.12. *The path geometry of para-CR Lewy curves in dimension three determine the underlying para-CR structure up to the sign of the almost para-complex structure.*

In Appendix, structure equations (A.1) obtained by following the proof of Proposition 4.1 is given.

1.3. Conventions. Our consideration in this paper will be over smooth and real or complex manifolds. We will work in the real category. The complex counterpart of our statements will be clear in most cases, and if there is a difference we will clarify, which will only be limited to §4 when we discuss reality conditions for the roots of the torsion and curvature. As will be mentioned in the text, in the case of para-CR structures of dimension $2n + 1, n \geq 2$, in order to define Lewy curves we need to assume analyticity. Throughout the article we always consider path geometry in the generalized sense, introduced in §2.1, and therefore will not use the term “generalized” when talking about path

geometries. When defining the leaf space of a foliation we always restrict to sufficiently small open sets where the leaf space is smooth and Hausdorff. Consequently, given an integrable distribution \mathcal{D} on a manifold N , by abuse of notation, we denote the leaf space of its induced foliation by N/\mathcal{D} .

When dealing with a k -dimensional subspace of a vector space, e.g. $K \subset V$, the corresponding element in the Grassmannian of k -planes is denoted by $[K] \in \text{Gr}_k(V)$.

We will use the summation convention over repeated upper and lower indices. Given elements v_1, \dots, v_k of a vector space, their span is denoted by $\langle v_1, \dots, v_k \rangle$. When dealing with differential forms, the algebraic ideal generated by 1-forms $\alpha^1, \dots, \alpha^k$ is denoted as $\{\alpha^1, \dots, \alpha^k\}$. Given a set of 1-forms $\alpha^0, \dots, \alpha^n, \beta^1, \dots, \beta^n$, the corresponding dual frame is denoted as $\frac{\partial}{\partial \alpha^0}, \dots, \frac{\partial}{\partial \beta^n}$. On a principal bundle $\mathcal{G} \rightarrow Q$ with respect to which the 1-forms $\alpha^0, \dots, \alpha^n, \beta^1, \dots, \beta^n$ give a basis for semi-basic 1-forms, we define the *coframe derivatives* of a function $f: \mathcal{G} \rightarrow \mathbb{R}$ as

$$f_{;i} = \frac{\partial}{\partial \alpha^i} \lrcorner df, \quad f_{;ij} = \frac{\partial}{\partial \alpha^j} \lrcorner df_{;i}, \quad f_{;\underline{a}} = \frac{\partial}{\partial \beta^a} \lrcorner df, \quad f_{;\underline{ab}} = \frac{\partial}{\partial \beta^b} \lrcorner df_{;\underline{a}}, \quad f_{;a\underline{i}} = \frac{\partial}{\partial \alpha^i} \lrcorner df_{;a}, \quad f_{;i\underline{a}} = \frac{\partial}{\partial \beta^a} \lrcorner df_{;i}$$

and similarly for higher orders, where $0 \leq i, j \leq n$ and $1 \leq a, b \leq n$. Note that in case we reduce the structure bundle of a geometric structure to a proper principal sub-bundle, by abuse of notation, we suppress the pull-back and use the same notation as above for the coframe derivatives on the reduced bundle.

Lastly, given two distributions \mathcal{D}_1 and \mathcal{D}_2 , we denote by $[\mathcal{D}_1, \mathcal{D}_2]$ the distribution whose sheaf of sections is $\Gamma([\mathcal{D}_1, \mathcal{D}_2]) = \Gamma(\mathcal{D}_1) + \Gamma(\mathcal{D}_2) + [\Gamma(\mathcal{D}_1), \Gamma(\mathcal{D}_2)]$. The sheaf of sections of $\bigwedge^k(T^*M)$ is denoted by $\Omega^k(M)$.

2. PRELIMINARIES ON PATH GEOMETRIES AND PARA-CR STRUCTURES

In this section, we overview some well-known facts about path geometries and para-CR structures. In particular, after defining these structures, we show how they correspond to a class of differential equations. We point out that 3-dimensional para-CR structures coincide with path geometries on surfaces. Lastly, we give the solution of the equivalence problem of these structure using a Cartan connection. All the results and constructions will be stated in the real setting from which the complex analogues can be easily found.

2.1. Path geometries and systems of 2nd order ODEs. A path geometry on an $(n+1)$ -dimensional manifold M is classically defined as a $2n$ -parameter family of paths with the property that along each direction at any point of M , there passes a unique path in that family. Consequently, the natural lift of the paths of a path geometry to the projectivized tangent bundle, $\mathbb{P}TM$, results in a foliation by curves which are transverse to the fibers $\mathbb{P}T_x M$.

Path geometries are modeled by the flag variety of pairs of incident lines and 2-planes i.e.

$$(2.1) \quad \mathbb{F}_{1,2}(\mathbb{R}^{n+2}) := \{(\ell, P) \mid \ell \subset P, [\ell] \in \mathbb{P}^{n+1}, [P] \in \text{Gr}_2(\mathbb{R}^{n+2})\} \cong G/P_{1,2}$$

where $G = \text{PGL}(n+2, \mathbb{R})$, $[\ell]$ and $[P]$ denote the line ℓ and the 2-plane P as an element of the projective space and the Grassmannian of 2-planes, respectively, and $P_{1,2}$ is the parabolic subgroup which is the stabilizer of a chosen origin. Alternatively, $\mathbb{F}_{1,2}(\mathbb{R}^{n+2})$ can be identified with $\mathbb{P}T\mathbb{P}^{n+1}$, i.e. the projectivized tangent bundle of the projective space \mathbb{P}^{n+1} , equipped with the foliation given by the canonical lift of projective lines.

It is well-known that a path geometry on an $(n+1)$ -dimensional manifold can be locally defined in terms of a system of n second order ODEs

$$(2.2) \quad (z^i)'' = F^i(t, z, z'), \quad t \in \mathbb{R}, \quad z = (z^1, \dots, z^n), \quad 1 \leq i \leq n,$$

defined up to *point transformations*, i.e.

$$t \mapsto \tilde{t} = \tilde{t}(t, z^1, \dots, z^n), \quad z^i \mapsto \tilde{z}^i = \tilde{z}^i(t, z^1, \dots, z^n), \quad 1 \leq i \leq n.$$

Given a path geometry, its straightforward to see how it defines a system of n 2nd order ODEs: let (z^0, \dots, z^n) be local coordinates on $V \subset M$. In a sufficiently small open set $U \subset \mathbb{P}TM$, the family of paths can be parametrized as $s \mapsto \gamma(s) = (z^0(s), \dots, z^n(s))$ for $s \in (a, b) \subset \mathbb{R}$. Each path is

determined by $\gamma(s)$ and $\gamma'(s)$ at $s = s_0 \in U$. Thus, taking another derivative, a system of $n + 1$ 2nd order ODEs of the form $\gamma'' = G(\gamma, \gamma')$ is obtained for a function $G: \mathbb{R}^{2n+2} \rightarrow \mathbb{R}^{n+1}$. If $U \subset \mathbb{P}TM$ is sufficiently small, without loss of generality one can assume $\frac{dz^0}{ds} \neq 0$ in U . Since the paths are given up to reparametrization, one is able to eliminate s from the system $\gamma'' = G(\gamma, \gamma')$. As a result, one arrives at the system of ODEs (2.2) where $t := z^0$.

Conversely, starting with an equivalence class of system of n 2nd order ODEs under point transformations (2.2), the system defines a codimension n submanifold $\mathcal{E} \subset J^2(\mathbb{R}, \mathbb{R}^n)$ of the 2-jet space of n functions of 1 variable. Pulling-back the natural contact system on $J^2(\mathbb{R}, \mathbb{R}^n)$ to \mathcal{E} , one can identify \mathcal{E} with $J^1(\mathbb{R}, \mathbb{R}^n)$ which is additionally foliated by contact curves, i.e. the solution curves of the ODE system. Locally, $J^1(\mathbb{R}, \mathbb{R}^n) \rightarrow J^0(\mathbb{R}, \mathbb{R}^n) \cong \mathbb{R}^{n+1}$ can be identified as an open subset of the projectivized tangent bundle $\mathbb{P}TM \rightarrow M$ for an $(n + 1)$ -dimensional manifold M and the solution curves project to a $2n$ -parameter family of paths on M . However, for arbitrary ODE systems it may happen that no path is tangent to some directions at some points of M .

One can easily find path geometries that do not fit the classical description since the paths are only defined along an open set of directions. Thus, in order to study path geometries one is led to work with a generalized notion of such structures as defined below, which is sometimes referred to as *generalized path geometry*. However, in this article since path geometries for us are always defined in this generalized sense we will not use the term generalized.

Definition 2.1. *An $(n + 1)$ -dimensional path geometry is given by a triple $(Q, \mathcal{V}, \mathcal{X})$ where Q is a $(2n+1)$ -dimensional manifold equipped with a pair of distributions $(\mathcal{X}, \mathcal{V})$ of rank 1 and n , respectively, which intersect trivially and satisfy $[\mathcal{V}, \mathcal{V}] = \mathcal{V}$ and $[\mathcal{X}, \mathcal{V}] = TQ$. The $(n + 1)$ -dimensional local leaf space of the foliation induced by \mathcal{V} , denoted as Q/\mathcal{V} , is said to be equipped with the path geometry $(Q, \mathcal{V}, \mathcal{X})$.*

Two path geometries $(Q_i, \mathcal{X}_i, \mathcal{V}_i)$, $i = 1, 2$ are called (locally) equivalent if there exists a (local) diffeomorphism $f: Q_1 \rightarrow Q_2$ such that $f_*(\mathcal{X}_1) = \mathcal{X}_2$ and $f_*(\mathcal{V}_1) = \mathcal{V}_2$.

The rank $(n + 1)$ distribution spanned by \mathcal{X} and \mathcal{V} induces a *multi-contact* structure on Q , i.e. one can write $\mathcal{X} \oplus \mathcal{V} = \ker\{\alpha^1, \dots, \alpha^n\}$ for some 1-forms $\alpha^0, \alpha^a, \beta^b$, such that $\mathcal{X} = \ker\{\alpha^a, \beta^b\}_{a,b=1}^n$, $\mathcal{V} = \ker\{\alpha^0, \dots, \alpha^n\}$ and

$$d\alpha^i \equiv \alpha^0 \wedge \beta^i \pmod{\{\alpha^1, \dots, \alpha^n\}},$$

for all $1 \leq i \leq n$.

One can easily check that Definition 2.1 is satisfied for a classical path geometry on an $(n + 1)$ -dimensional manifold by letting $Q = \mathbb{P}TM$ and \mathcal{V} be the vertical tangent space of the fibration $\mathbb{P}TM \rightarrow M$ and \mathcal{X} be the line field tangent to the canonical lift of paths on M to $\mathbb{P}TM$. In terms of the point equivalence class of a system of second order ODEs (2.2) one has

$$(2.3) \quad \mathcal{X} = \langle X_F \rangle \quad \text{where} \quad X_F := \partial_t + p^i \partial_{z^i} + F^i \partial_{p^i},$$

and

$$\mathcal{V} = \langle \partial_{p^1}, \dots, \partial_{p^n} \rangle,$$

where p^i 's are fiber coordinates for an affine chart of $\mathbb{P}TM \rightarrow M$. The vector field X_F spanning \mathcal{X} is often called the total derivative vector field.

As was mentioned before, not all geometries arising from Definition 2.1 are classical path geometries. However, restricting to sufficiently small open sets $U \subset Q$ in Definition 2.1, U can be realized as an open set of $\mathbb{P}TM$ for the $(n + 1)$ -dimensional manifold M which is the leaf space of \mathcal{V} . Consequently, \mathcal{X} foliates $U \subset \mathbb{P}TM$ by curves that are transverse to the fibers of $\mathbb{P}TM \rightarrow M$. We refer the reader to [Bry97, Section 2] for more about path geometry on surfaces and [ČS09, Section 4.4.2, 4.4.4] in higher dimensions.

2.2. Para-CR structures and their double fibration. In this section we review the basics of para-CR structures and their double fibration. We refer the reader to [BER99, Chapter X] for a review of the topic in the CR setting and to [DMT20, Section 2] in the para-CR setting wherein

the para-CR structures are referred to as integrable Legendrian contact (ILC) structures. We start by the definition of a nondegenerate para-CR structure of hypersurface type, which we will refer to simply as a para-CR structure.

Definition 2.2. *A para-CR structure defined on a $(2n + 1)$ -dimensional manifold N with a contact distribution $\mathcal{C} \subset TN$, is given by a splitting $\mathcal{C} = \mathcal{D}_1 \oplus \mathcal{D}_2$ where \mathcal{D}_1 and \mathcal{D}_2 are integrable and everywhere Lagrangian with respect to the induced conformal symplectic structure on \mathcal{C} . Such a para-CR structure will be denoted by $(N, \mathcal{D}_1, \mathcal{D}_2)$.*

The definition above suggests a natural notion of duality between para-CR structures, as given in Definition 2.7. Two para-CR structures $(N, \mathcal{D}_1, \mathcal{D}_2)$ and $(\tilde{N}, \tilde{\mathcal{D}}_1, \tilde{\mathcal{D}}_2)$ are (locally) equivalent if there exists a (local) diffeomorphism $f: N \rightarrow \tilde{N}$ such that $f_*(\mathcal{D}_a) = \tilde{\mathcal{D}}_a$ for $a = 1, 2$.

Note that the integral manifolds of \mathcal{D}_1 and \mathcal{D}_2 are Legendrian submanifolds of N . The terminology para-CR structure has to do with the fact that, in the real setting, \mathcal{D}_1 and \mathcal{D}_2 are integrable ± 1 -eigenspaces of an *almost para-complex structure* $K: \mathcal{C} \rightarrow \mathcal{C}$, i.e. $K^2 = \text{Id}$. Furthermore, one has the compatibility condition $\mathcal{L}(KX, KY) = -\mathcal{L}(X, Y)$, for all $X, Y \in \Gamma(\mathcal{C})$, where $\mathcal{L}: \wedge^2 \mathcal{C} \rightarrow TN/\mathcal{C}$ is the Levi bracket of \mathcal{C} . As a result, para-CR structures are the para-complex analogues of nondegenerate CR structures of hypersurface type.

Para-CR geometries are modeled by the flag variety of pairs of incident lines ℓ and hyperplanes H , i.e.

$$(2.4) \quad G/P_{1,n+1} \cong \mathbb{F}_{1,n+1}(\mathbb{R}^{n+2}) := \{(\ell, H) \mid \ell \subset H\} \subset \mathbb{P}^{n+1} \times (\mathbb{P}^{n+1})^*,$$

where $G = \text{PGL}(n+2, \mathbb{R})$ and $P_{1,n+1}$ is the parabolic subgroup which is the stabilizer of a chosen origin. Alternatively, $\mathbb{F}_{1,n+1}(\mathbb{R}^{n+2})$ can be identified with $\mathbb{P}T^*\mathbb{P}^{n+1}$, i.e. the projectivized cotangent bundle of the projective space \mathbb{P}^{n+1} , equipped with its canonical contact structure and Legendrian foliations given by the fibers of the natural fibrations $\mathbb{P}T^*\mathbb{P}^{n+1} \rightarrow \mathbb{P}^{n+1}$ and $\mathbb{P}T^*\mathbb{P}^{n+1} \rightarrow (\mathbb{P}^{n+1})^*$.

If a para-CR structure is not flat then one can locally define M_1 and M_2 as the $(n+1)$ -dimensional (local) leaf space of the integral manifolds of \mathcal{D}_2 and \mathcal{D}_1 , respectively. As a result, one has the double fibration

$$(2.5) \quad N/\mathcal{D}_2 =: M_1 \xleftarrow{\pi_1} N \xrightarrow{\pi_2} M_2 := N/\mathcal{D}_1,$$

where $(\pi_1)_*(\mathcal{D}_2) = 0$ and $(\pi_2)_*(\mathcal{D}_1) = 0$.

Proposition 2.3. *Given a $(2n+1)$ -dimensional para-CR manifold $(N, \mathcal{D}_1, \mathcal{D}_2)$, there is a local equivalence $N \cong J^1(\mathbb{R}^n, \mathbb{R})$ together with an embedding $J^1(\mathbb{R}^n, \mathbb{R}) \hookrightarrow J^2(\mathbb{R}^n, \mathbb{R})$ given by the point equivalence class of a PDE system*

$$(2.6) \quad \frac{\partial^2 z}{\partial t^i \partial t^j} = f_{ij}(t, z, \partial z),$$

for functions $f_{ij} = f_{ji}$ satisfying the compatibility condition

$$\frac{\text{D}}{\text{d}t^i} f_{jk}(t, z, p) = \frac{\text{D}}{\text{d}t^j} f_{ik}(t, z, p),$$

such that the fibers of $N \rightarrow M_1$ and $J^1(\mathbb{R}^n, \mathbb{R}) \rightarrow J^0(\mathbb{R}^n, \mathbb{R})$ are identified where variable $(t, z, p) = (t^1, \dots, t^n, z, p_1, \dots, p_n)$ are Darboux coordinates on $J^1(\mathbb{R}^n, \mathbb{R})$ with respect to which the contact form is given by $dz - p_i dt^i$, and $\frac{\text{D}}{\text{d}t^i} = \partial_{t^i} + p_i \partial_z + f_{ij} \partial_{p_j}$.

Proof. Locally, as contact manifolds, one has a local diffeomorphism $\phi: N \rightarrow J^1(\mathbb{R}^n, \mathbb{R})$ such that $\phi_*(\mathcal{D}_1) = \mathcal{V}$ where $\mathcal{V} := \langle \partial_{p^1}, \dots, \partial_{p^n} \rangle$ are vertical with respect to $J^1(\mathbb{R}^n, \mathbb{R}) \rightarrow J^0(\mathbb{R}^n, \mathbb{R})$, and the contact form is given by $dz - p_i dt^i$. Since $\mathcal{C} = \mathcal{D}_1 \oplus \mathcal{D}_2$, one has $\phi_*(\mathcal{D}_2) = \mathcal{E}$, where

$$(2.7) \quad \mathcal{E} = \langle \partial_{t^i} + p_i \partial_z + f_{ij} \partial_{p_j} \rangle_{i=1}^n,$$

for some functions $f_{ij} = f_{ji}$ on $J^1(\mathbb{R}^n, \mathbb{R})$. It is straightforward to show that the integrability of \mathcal{D}_2 is equivalent to $\frac{\text{D}}{\text{d}t^i} f_{jk} = \frac{\text{D}}{\text{d}t^j} f_{ik}$. The existence of the functions f_{ij} are equivalent to a section of $J^2(\mathbb{R}^n, \mathbb{R}) \rightarrow J^1(\mathbb{R}^n, \mathbb{R})$ given by the PDE system (2.6). \square

Remark 2.4. For the purposes of this article, we will most often restrict ourselves to sufficiently small open sets of N where a local coordinate system given in Proposition 2.3 exists.

Notice that the double fibration (2.5) establishes a correspondence between points in M_1 and hypersurfaces in M_2 , and conversely, points in M_2 and hypersurfaces in M_1 . For a given $x \in M_1$ the corresponding hypersurface $H_x \subset M_2$ is defined as the projection to M_2 of the integral leaf of \mathcal{D}_2 corresponding to x , i.e. $H_x = \pi_2(\pi_1^{-1}(x))$. Similarly, for $y \in M_2$, we denote $H_y = \pi_1(\pi_2^{-1}(y)) \subset M_1$.

Definition 2.5. *Given a para-CR structure with double fibration (2.5), a pair $(x, y) \in M_1 \times M_2$ is called incident if $x \in H_y$, or equivalently, $y \in H_x$. Otherwise, the pair is called non-incident.*

Proposition 2.3 describes the correspondence between points and hypersurfaces in terms of the PDE system (2.6). Assuming analyticity, the solutions $z = z(t)$ of system (2.6), where $t = (t^1, \dots, t^n)$, are determined by the value of their 1st jet at a point. Thus each solution defines a hypersurface in M_1 and a Legendrian submanifolds of $N \cong J^1(\mathbb{R}^n, \mathbb{R})$. Consequently, such a PDE system is of finite type whose solutions depend on $n + 1$ parameters. Its general solution can be written as a function

$$(2.8) \quad \Phi(z, t^i, a_i, b) = 0,$$

where (a^1, \dots, a^n, b) are local coordinates for the solution space of the PDE system (2.6). Since by our previous discussion each solution (2.6) corresponds to an integral leaf of \mathcal{D}_1 , the solution space can be identified as the leaf space of \mathcal{D}_1 , which in (2.5), was denoted by M_2 .

Using the general solution (2.8), ones obtains a defining function for N viewed as a hypersurface in $M_1 \times M_2$ given by

$$(2.9) \quad N = \{(x, y) \in M_1 \times M_2 \mid \Phi(x, y) = 0\},$$

where $x = (t^i, z)$ and $y = (a^i, b)$ are local coordinate systems for M_1 and M_2 , respectively. In terms of a defining function

$$H_x = \{y \in M_2 \mid \Phi(x, y) = 0\} \quad \text{and} \quad H_y = \{x \in M_1 \mid \Phi(x, y) = 0\}.$$

The set of non-incident pairs (x, y) is thus given as $M_1 \times M_2 \setminus N$.

Remark 2.6. By Proposition 2.3, N can be locally identified as an open subset of the projectivized cotangent bundle of M_1 or M_2 , denoted as $\mathbb{P}T^*M_1$ and $\mathbb{P}T^*M_2$. Moreover, comparing Definitions 2.1 and 2.2, it is easy to see that para-CR 3-manifolds in which the contact distribution has a splitting into two line fields, is equivalent to 2-dimensional path geometries. As a result, in dimension three N can be locally identified as $\mathbb{P}TM_1$ or $\mathbb{P}TM_2$.

Note that in the case of 3-dimensional para-CR structure the system of PDEs (2.6) become a scalar 2nd order ODE

$$(2.10) \quad \frac{d^2z}{dt^2} = f\left(t, z, \frac{dz}{dt}\right).$$

Otherwise, the PDE system is overdetermined. By the local existence of solutions for ODEs, one does not need to assume analyticity in dimension 3 in order to have $N \subset M_1 \times M_2$ in (2.9).

Lastly, we define a notion of duality among para-CR structures arising from the jet realization of Proposition 2.3. It is the para-CR analogue of *complex conjugation* in the CR setting.

Definition 2.7. *Given a para-CR structure $(N, \mathcal{D}_1, \mathcal{D}_2)$, its dual is the para-CR structure $(N, \mathcal{D}_2, \mathcal{D}_1)$. A para-CR manifold is called self-dual if its equivalent to its dual.*

As a result, one can define (local) *anti-automorphisms* of a para-CR structure as (local) diffeomorphisms $f: N \rightarrow N$ such that $f_*(\mathcal{D}_1) = \mathcal{D}_2$ and $f_*(\mathcal{D}_2) = \mathcal{D}_1$.

The study of duality among 3-dimensional para-CR structures goes back to Cartan and can be formulated in terms of duality among scalar second order ODEs. From Proposition 2.3 it immediately follows that the dual para-CR structure corresponds to the point equivalence class of a PDE system

$$(2.11) \quad \frac{\partial^2 b}{\partial a^i \partial a^j} = \tilde{f}_{ij}(a, b, \partial b),$$

for some functions $\tilde{f}_{ij} = \tilde{f}_{ji}$ satisfying the appropriate integrability condition. In the 3-dimensional case one obtains the scalar dual ODE

$$(2.12) \quad \frac{d^2b}{da^2} = \tilde{f} \left(a, b, \frac{db}{da} \right),$$

Example 2.8. In a flat CR structure one can set $f_{ij} = 0$ in (2.6) which results in the PDE system $z_{ij} = 0$ whose solutions are given by

$$(2.13) \quad z = a_i t^i + b,$$

where (a_i, b) parameterize solutions. Hence a defining function (2.8) is given by

$$(2.14) \quad \Phi(z, t^i, a_i, b) = z - a_i t^i - b.$$

Note that in (2.13) one can treat b as a function of independent variables a_i . Differentiating twice and eliminating z and t^i 's, one obtains the PDE system $b_{ij} = 0$, which shows that the flat para-CR structure is self-dual.

Example 2.9. Since 3-dimensional para-CR structures correspond to point equivalence classes of scalar 2nd order ODEs, consider the ODE $z'' = \sqrt{z'}$. Solving explicitly, one obtains a defining function to be

$$(2.15) \quad \Phi(z, t, a, b) = z - \left(\frac{1}{12}t^3 + \frac{1}{4}bt^2 + \frac{1}{4}b^2t + a \right).$$

2.3. Cartan connection for path geometries and para-CR structures. In this section we present a solution to the equivalence problem of path geometries that is due to Cartan [Car24] for surfaces and due to Grossman and Fels [Gro00, Fel95] in higher dimensions. Similarly, for para-CR structures there is a canonical Cartan connection, defined via the parabolic geometric machinery, which has been studied in [DMT20]. First we recall the definition of a Cartan geometry.

Definition 2.10. *Let G be a Lie group and $P \subset G$ a Lie subgroup with Lie algebras \mathfrak{g} and $\mathfrak{p} \subset \mathfrak{g}$, respectively. A Cartan geometry of type (G, P) on Q , denoted as $(\mathcal{G} \rightarrow Q, \psi)$, is a right principal P -bundle $\tau: \mathcal{G} \rightarrow Q$ equipped with a Cartan connection $\psi \in \Omega^1(\mathcal{G}, \mathfrak{g})$, i.e. a \mathfrak{g} -valued 1-form on \mathcal{G} satisfying*

- (1) ψ is P -equivariant, i.e. $r_g^* \psi = \text{Ad}_{g^{-1}} \circ \psi$ for all $g \in P$.
- (2) $\psi_z: T_z \mathcal{G} \rightarrow \mathfrak{g}$ is a linear isomorphism for all $z \in \mathcal{G}$.
- (3) ψ maps fundamental vector fields to their generators, i.e. $\psi(\zeta_X) = X$ for any $X \in \mathfrak{p}$ where $\zeta_X(z) := \left. \frac{d}{dt} \right|_{t=0} r_{\exp(tX)}(z)$.

The 2-form $\Psi \in \Omega^2(\mathcal{G}, \mathfrak{g})$ defined as

$$\Psi(u, v) = d\psi(u, v) + [\psi(X), \psi(Y)] \quad \text{for } X, Y \in \Gamma(T\mathcal{G}),$$

is called the Cartan curvature and is P -equivariant and semi-basic with respect to the fibration $\mathcal{G} \rightarrow Q$.

Now we give a solution to the equivalence problem of path geometries in dimensions larger than 2.

Theorem 2.11. *Every path geometry $(Q^{2n+1}, \mathcal{X}, \mathcal{V})$, as in Definition 2.1, defines Cartan geometry $(\mathcal{G} \rightarrow Q, \psi)$ of type $(\text{PGL}(n+2, \mathbb{R}), P_{1,2})$ where $P_{1,2} \subset \text{PGL}(n+2, \mathbb{R})$ is the parabolic subgroup preserving the flag of a line and a 2-plane in \mathbb{R}^{n+2} . Assume that the distributions \mathcal{X} and \mathcal{V} are the projection of the distributions $\ker\{\alpha^i, \beta^i\}_{i=1}^n$ and $\ker\{\alpha^i\}_{i=0}^n$, respectively. When $n \geq 2$, the Cartan connection and its curvature can be expressed as*

$$(2.16) \quad \psi = \begin{pmatrix} -\psi_i^i - \psi_0^0 & \mu_0 & \mu_j \\ \alpha^0 & \psi_0^0 & \nu_j \\ \alpha^i & \beta^i & \psi_j^i \end{pmatrix} \quad \text{and} \quad d\psi + \psi \wedge \psi = \begin{pmatrix} 0 & M_0 & M_j \\ 0 & \Psi_0^0 & V_j \\ 0 & B^i & \Psi_j^i \end{pmatrix},$$

where $1 \leq i, j \leq n$ and

$$B^i = T_j^i \alpha^0 \wedge \alpha^j + \frac{1}{2} T_{jk}^i \alpha^j \wedge \alpha^k, \quad \text{and} \quad \Psi_j^i = C_{jkl}^i \alpha^k \wedge \beta^l + \frac{1}{2} T_{jkl}^i \alpha^k \wedge \alpha^l + T_{j0k}^i \alpha^0 \wedge \alpha^k.$$

The fundamental invariants of a path geometry are the torsion, $\mathbf{T} = (T_j^i)_{1 \leq i, j \leq n}$, and the curvature, $\mathbf{C} = (C_{jkl}^i)_{1 \leq i, j, k, l \leq n}$, satisfying

$$(2.17) \quad T_i^i = 0, \quad C_{jkl}^i = C_{(jkl)}^i, \quad C_{ijk}^i = 0.$$

If (t, z^i) and (t, z^i, p^i) are local jet coordinates on $\mathbb{R} \times \mathbb{R}^n = J^0(\mathbb{R}, \mathbb{R}^n)$ and $J^1(\mathbb{R}, \mathbb{R}^n)$, respectively, then in terms of the system of ODEs (2.2), one obtains

$$(2.18) \quad T_j^i = F_j^i - \frac{1}{2} \delta_j^i F_k^k, \quad C_{jkl}^i = F_{jkl}^i - \frac{3}{4} F_r^r \delta_{(jk}^i \delta_{l)}$$

where $1 \leq i, j, k, l \leq n$ and

$$(2.19) \quad F_j^i = -F_{z_j}^i + \frac{1}{2} X_F(F_{p_j}^i) - \frac{1}{4} F_{p^k}^i F_{p^j}^k, \quad F_{jkl}^i = F_{p^j p^k p^l}^i,$$

and, as before, $X_F = \partial_t + p^i \partial_{z^i} + F^i \partial_{p^i}$ is the total derivative vector field of the system.

Before stating Cartan's solution of the equivalence problem of path geometries on surfaces, which by Remark 2.6, coincides with the one for para-CR 3-manifolds, we state the solution of equivalence problem for para-CR structures, which, as a class of parabolic geometries, were treated in [Čap05, DMT20].

Theorem 2.12. *Every para-CR structure $(N^{2n+1}, \mathcal{D}_1, \mathcal{D}_2)$, as in Definition 2.2, defines Cartan geometry $(\mathcal{P} \rightarrow N, \phi)$ of type $(\mathrm{PGL}(n+2, \mathbb{R}), P_{1, n+1})$ where $P_{1, n+1} \subset \mathrm{PGL}(n+2, \mathbb{R})$ is the parabolic subgroup preserving the flag of a line in a hyperplane in \mathbb{R}^{n+2} . Assume that the distributions $\mathcal{D}_2, \mathcal{D}_1 \subset TN$ are the projection of the distributions $\ker\{\omega^i\}_{i=0}^n$ and $\ker\{\omega^0, \omega^{n+a}\}_{a=1}^n$, respectively. When $n \geq 2$, the Cartan connection and its curvature can be expressed as*

$$(2.20) \quad \phi = \begin{pmatrix} -\phi_i^i - \phi_{n+1}^{n+1} & \theta_{j+n} & \theta_0 \\ \omega^i & \phi_j^i & \theta^i \\ \omega^0 & \omega_{j+n} & \phi_{n+1}^{n+1} \end{pmatrix} \quad \text{and} \quad d\phi + \phi \wedge \phi = \begin{pmatrix} 0 & \Theta_{j+n} & \Theta_0 \\ 0 & \Phi_j^i & \Theta^i \\ 0 & 0 & 0 \end{pmatrix},$$

where $1 \leq i, j \leq n$ and

$$\Phi_j^i \equiv K_{jk}^{il} \omega^k \wedge \omega_{l+n} \quad \text{mod} \quad \{\omega^0\}.$$

The fundamental invariant of a para-CR is given by the structure functions $(K_{jk}^{il})_{1 \leq i, j, k, l \leq n}$ which are symmetric in (i, j) and (k, l) and trace-free in (i, j) .

In terms of the corresponding PDE system of a para-CR structure, as described in Proposition 2.3, in [DMT20] it was shown that the fundamental invariant can be expressed parametrically as

$$K_{jk}^{il} = S_{jk}^{il} - \frac{4}{n+2} \delta_{(j}^i S_{k)}^l + \frac{1}{(n+1)(n+2)} (\delta_j^i \delta_k^l + \delta_j^l \delta_k^i) S,$$

where

$$S_{jk}^{il} = -\frac{\partial f_{jk}}{\partial p_i \partial p_l}, \quad S_j^i = S_{jk}^{ik}, \quad S = S_{ij}^{ij}.$$

Now we state Cartan's solution of the equivalence problem for the special case of 3-dimensional para-CR structures which coincides with path geometries on surfaces.

Theorem 2.13. *Given a 3-dimensional para-CR structure $(N, \mathcal{D}_1, \mathcal{D}_2)$, it defines a Cartan geometry $(\mathcal{P} \rightarrow N, \phi)$ of type $(\mathrm{PGL}(3, \mathbb{R}), P_{1,2})$ where $P_{1,2}$ is the subgroup of upper diagonal matrices and*

$$(2.21) \quad \phi = \begin{pmatrix} -\phi_1^1 - \phi_2^2 & \theta_2 & \theta_0 \\ \omega^1 & \phi_1^1 & \theta_1 \\ \omega^0 & \omega^2 & \phi_2^2 \end{pmatrix}, \quad d\phi + \phi \wedge \phi = \begin{pmatrix} 0 & P_1 \omega^0 \wedge \omega^1 & P_2 \omega^0 \wedge \omega^1 + Q_2 \omega^0 \wedge \omega^2 \\ 0 & 0 & Q_1 \omega^0 \wedge \omega^2 \\ 0 & 0 & 0 \end{pmatrix}$$

for some functions P_1, P_2, Q_1, Q_2 on \mathcal{P} . Structure functions P_1 and Q_1 are the fundamental invariants.

In comparison to the matrix forms of ϕ in (2.16), we have decided in (2.21) for all ω 's to have superscript and all θ 's to have subscript.

As was mentioned in Remark 2.6, para-CR 3-manifolds correspond to point equivalence classes of scalar 2nd order ODEs. In terms of coordinates (t, z, p) on $J^1(\mathbb{R}, \mathbb{R})$ one obtains

$$P_1 = X_F^2(F_{pp}) - 4X_F(F_{zp}) - F_p X_F(F_{pp}) + 4F_p F_{zp} - 3F_z F_{zpp} + 6F_{zz}, \quad Q_1 = F_{pppp},$$

where F defines an ODE $z'' = F(t, z, z')$ in the point equivalence class, and $X_F = \partial_t + p\partial_z + F\partial_p$.

Remark 2.14. Unlike in § 2.1, the 1-forms in Theorems 2.11, 2.12, and 2.13 are defined on the respective principal bundles \mathcal{G} and \mathcal{P} rather than the manifold Q or N . Whenever it is clear from the context that one needs to take a section $s: Q \rightarrow \mathcal{G}$ and consider $s^*\psi$, we will not make a distinction between 1-forms defined on the principal bundle or the underlying manifold.

A substantial part of the paper will involve path geometries on 3-dimensional manifolds, i.e. Q in Definition 2.1 is 5-dimensional. By the discussion in § 2.1 such geometries correspond to point equivalence classes of pairs of 2nd order ODEs. We have the following proposition.

Proposition 2.15. *In three-dimensional path geometries the fundamental invariants \mathbf{T} and \mathbf{C} in Theorem 2.11, as $\mathrm{GL}_2(\mathbb{R})$ -modules can be represented as a binary quadric and a binary quartic, respectively, given by*

$$(2.22) \quad \begin{aligned} \mathbf{T} &= s^*(A_0(\beta^1)^2 + 2A_1\beta^1\beta^2 + A_2(\beta^2)^2) \otimes V \otimes X^{-2}, \\ \mathbf{C} &= s^*(W_0(\beta^1)^4 + 4W_1(\beta^1)^3(\beta^2) + 6W_2(\beta^1)^2(\beta^2)^2 + 4W_3(\beta^1)(\beta^2)^3 + W_4(\beta^2)^4) \otimes V \otimes X^{-1} \end{aligned}$$

where $s: Q \rightarrow \mathcal{G}$ is a section, $\mathbf{T} \in \Gamma(\mathrm{Sym}^2(\mathcal{V}^*) \otimes \wedge^2 \mathcal{V} \otimes \mathcal{X}^{-2})$, $\mathbf{C} \in \Gamma(\mathrm{Sym}^4(\mathcal{V}^*) \otimes \wedge^2 \mathcal{V} \otimes \mathcal{X}^{-1})$, $X := \frac{\partial}{\partial s^*\alpha^0} \in \Gamma(\mathcal{X})$, $V := \frac{\partial}{\partial s^*\beta^1} \wedge \frac{\partial}{\partial s^*\beta^2} \in \Gamma(\wedge^2 \mathcal{V})$,

$$A_0 = T_1^2, \quad A_1 = T_2^2, \quad A_2 = -T_2^1,$$

$$W_0 = C_{111}^2, \quad W_1 = C_{211}^2, \quad W_2 = C_{221}^2, \quad W_3 = C_{222}^2, \quad W_4 = -C_{222}^1,$$

and $(\frac{\partial}{\partial s^*\alpha^0}, \frac{\partial}{\partial s^*\alpha^1}, \frac{\partial}{\partial s^*\alpha^2}, \frac{\partial}{\partial s^*\beta^1}, \frac{\partial}{\partial s^*\beta^2})$ denote the vector fields dual to the coframe $s^*(\alpha^0, \alpha^1, \alpha^2, \beta^1, \beta^2)$ in the Cartan connection (2.16). Moreover, Q is equipped with a degenerate conformal structure given by $[s^*h] \subset \mathrm{Sym}^2(T^*Q)$ where

$$(2.23) \quad h := \alpha^1\beta^2 - \alpha^2\beta^1 \in \Gamma(\mathrm{Sym}^2(T^*\mathcal{G})).$$

In § 4 we will need the Bianchi identities among the entries of the \mathbf{C} and \mathbf{T} given by

$$(2.24) \quad \begin{aligned} dW_0 &\equiv 4W_0\psi_1^1 + 4W_1\psi_1^2, & dW_1 &\equiv W_0\psi_2^1 + (3\psi_1^1 + \psi_2^2)W_1 + 3W_2\psi_1^2 \\ dW_2 &\equiv 2W_1\psi_2^1 + (2\psi_1^1 + 2\psi_2^2)W_2 + 2W_3\psi_1^2, & dW_3 &\equiv 3W_2\psi_2^1 + (\psi_1^1 + 3\psi_2^2)W_3 + W_4\psi_1^2 \\ dW_4 &\equiv 4W_3\psi_2^1 + 4W_4\psi_2^2, & dA_0 &\equiv (4\psi_0^0 + 3\psi_1^1 + \psi_2^2)A_0 + 2A_1\psi_1^2 \\ dA_1 &\equiv A_0\psi_2^1 + (4\psi_0^0 + 2\psi_1^1 + 2\psi_2^2)A_1 + A_2\psi_1^2, & dA_2 &\equiv 2A_1\psi_2^1 + (4\psi_0^0 + \psi_1^1 + 3\psi_2^2)A_2. \end{aligned}$$

modulo $\{\alpha^0, \alpha^1, \alpha^2, \beta^1, \beta^2\}$.

Remark 2.16. The torsion \mathbf{T} is also referred to as the (generalized) Wilczyński or the Wünschman invariant of the ODE system. It can be interpreted as a vector bundle endomorphism $\mathbf{T} = (T_j^i)_{i,j=1}^n: \mathcal{V} \rightarrow \mathcal{V}$, as will be explained in Remark 3.19.

Using Theorems 2.11 and 2.13, it follows that two path geometries $(Q_i, \mathcal{X}_i, \mathcal{V}_i)$, $i = 1, 2$, are locally equivalent if and only if for their respective Cartan geometries $(\mathcal{G}_i \rightarrow Q_i, \psi_i)$ there is a diffeomorphism $f: \mathcal{G}_1 \rightarrow \mathcal{G}_2$ such that $f^*\psi_2 = \psi_1$. If the fundamental invariants vanish, i.e. $\mathbf{C} = \mathbf{T} = 0$, then the Cartan curvature is zero and the Cartan connection coincides with the Maurer-Cartan forms on $\mathrm{PGL}(n+2, \mathbb{R})$. Consequently, the path geometry is locally equivalent to the canonical one on \mathbb{RP}^{n+1} whose paths are projective lines, as discussed in (2.1). Similarly, by Theorems 2.12 and 2.13, one has a Cartan geometric description of local equivalence between two para-CR structures. The vanishing

of the fundamental invariant implies that the para-CR structure is locally equivalent to the flat model (2.4).

Using the notion of duality in Definition 2.7 and double fibration (2.5) we make the following definition that will be used in § 4.

Definition 2.17. *A path geometry on M_1 is called a projective structure if its paths coincide with the geodesics of a linear connection ∇ on M_1 as unparametrized curves. A 2-dimensional path geometry on M_1 is called a co-projective structure if its dual path geometry on M_2 is a projective structure.*

In terms of Cartan curvature (2.21), projective structures on $M_1 = N/\mathcal{D}_2$ are characterized by $Q_1 = 0$. The vanishing condition $P_1 = 0$ implies that the path geometry on M_1 is co-projective.

3. PARA-CR LEWY CURVES AND THEIR CHARACTERIZATION

In this section we define Lewy curves in a para-CR structure $(N, \mathcal{D}_1, \mathcal{D}_2)$ in terms of an associated defining function, extending the 3-dimensional case discussed briefly in § 1.1. In § 3.2, we define them via the integral manifolds of \mathcal{D}_1 and \mathcal{D}_2 . Moreover, we show that Lewy curves of a para-CR 3-manifold define a path geometry on N . In § 3.3 the corresponding ODE systems of such path geometries are described along with some examples. In § 3.4 we provide necessary and sufficient conditions that characterize path geometries defined by para-CR Lewy curves among 3-dimensional path geometries. These results serve as the starting point for § 4, where Lewy curves are described Cartan geometrically. Finally in § 3.5 we characterize path geometries defined by Lewy curves of higher dimensional para-CR structures.

3.1. Lewy curves via a defining function. Let $\Phi: M_1 \times M_2 \rightarrow \mathbb{R}$ be a defining function of a $(2n + 1)$ -dimensional para-CR structure $(N, \mathcal{D}_1, \mathcal{D}_2)$ realized as a hypersurface $N \subset M_1 \times M_2$ where

$$N = \{(x, y) \in M_1 \times M_2 \mid \Phi(x, y) = 0\}.$$

Note that this may require working in sufficiently small open sets of N as explained in Remark 2.4. We recall from § 2.2 that any point $y \in M_2$ corresponds to a hypersurface $H_y \subset M_1$ and any point $x \in M_1$ corresponds to a hypersurface $H_x \subset M_2$. We can make the following definition which is automatically satisfied when $k = 2$.

Definition 3.1. *Given a para-CR structure with double fibration (2.5), a set of k points $x_1, \dots, x_k \in M_1$, respectively $y_1, \dots, y_k \in M_2$, are in general position if the intersection of the corresponding hypersurfaces, i.e. $\bigcap_{i=1}^k H_{x_i} \subset M_2$, respectively $\bigcap_{i=1}^k H_{y_i} \subset M_1$, is an $(n + 1 - k)$ -dimensional submanifold.*

Remark 3.2. Note that the assumption that points $\{x_i\}_{i=1}^k$, or $\{y_i\}_{i=1}^k$, are in the general position is an open condition. The hypersurfaces $\{H_{x_i}\}_{i=1}^k$ or $\{H_{y_i}\}_{i=1}^k$ intersect along a $(n + 1 - k)$ -dimensional submanifold if and only if their tangent spaces are in general position at intersection points. Note that Definition 3.1 can be also expressed in terms of transversality of submanifolds, which will be exploited throughout the paper. In general we say that two submanifolds N_1, N_2 of a manifold M intersect transversely if for any $p \in N_1 \cap N_2$, $T_p N_1 + T_p N_2$ has maximal rank as a linear subspace of $T_p M$. It is a standard result that the intersection of two transverse submanifolds with the property that $\dim N_1 + \dim N_2 \geq \dim M$ is a submanifold of dimension $\dim N_1 + \dim N_2 - \dim M$. In Definition 3.1, for $k = 2$, two points x_1 and x_2 (resp. y_1 and y_2) are in general position if and only if H_{x_1} and H_{x_2} (resp. H_{y_1} and H_{y_2}) intersect transversely. For $k > 2$, one can proceed iteratively by defining points $\{x_i\}_{i=1}^k$ to be in general position if $\{x_i\}_{i=1}^{k-1}$ are in general position, and $\bigcap_{i=1}^{k-1} H_{x_i}$ and H_{x_k} intersect transversely. It turns out that the definition only depends on the set $\{x_i\}_{i=1}^k$. Lastly, when defining intersection of transverse submanifolds, we only take connected components and restrict ourselves to sufficiently small open sets, as mentioned in Remark 2.4, where the intersection is smooth.

The *Segre family* are submanifolds in $M_1 \times M_2$ defined as

$$Q_{\hat{x}\hat{y}} = \{(x, y) \in M_1 \times M_2 \mid \Phi(x, \hat{y}) = 0, \Phi(\hat{x}, y) = 0\}.$$

This family is parameterized by *non-incident* points $(\hat{x}, \hat{y}) \in M_1 \times M_2 \setminus N$, as described in Definition 2.5. The Segre family gives rise to a family of curves on N defined as follows.

Definition 3.3. *Let $(N, \mathcal{D}_1, \mathcal{D}_2)$ be a $(2n + 1)$ -dimensional para-CR structure with double fibration (2.5). For any $(\hat{x}_i, \hat{y}_i) \in M_1 \times M_2 \setminus N$, $i = 1, \dots, n$, such that $(\hat{x}_i)_{i=1}^n$ and $(\hat{y}_i)_{i=1}^n$ are in general positions in M_1 and M_2 , the curve*

$$\gamma_{\hat{x}_1 \dots \hat{x}_n \hat{y}_1 \dots \hat{y}_n} = N \cap Q_{\hat{x}_1 \hat{y}_1} \cap \dots \cap Q_{\hat{x}_n \hat{y}_n}$$

is called a Lewy curve.

The fact that $\gamma_{\hat{x}_1 \dots \hat{x}_n \hat{y}_1 \dots \hat{y}_n}$ is a curve follows immediately from the assumption that $(\hat{x}_i)_{i=1}^n$ and $(\hat{y}_i)_{i=1}^n$ are in general positions. Indeed, this assumption implies that the intersections

$$(3.1) \quad \begin{aligned} L_{\hat{x}_1 \dots \hat{x}_n} &= H_{\hat{x}_1} \cap \dots \cap H_{\hat{x}_n} = \{y \in M_2 \mid \Phi(\hat{x}_1, y) = 0, \dots, \Phi(\hat{x}_n, y) = 0\} \\ L_{\hat{y}_1 \dots \hat{y}_n} &= H_{\hat{y}_1} \cap \dots \cap H_{\hat{y}_n} = \{x \in M_1 \mid \Phi(x, \hat{y}_1) = 0, \dots, \Phi(x, \hat{y}_n) = 0\} \end{aligned}$$

are curves. Consequently, $\Gamma_{\hat{x}_1 \dots \hat{x}_n} = \pi_2^{-1}(L_{\hat{x}_1 \dots \hat{x}_n})$ and $\Gamma_{\hat{y}_1 \dots \hat{y}_n} = \pi_1^{-1}(L_{\hat{y}_1 \dots \hat{y}_n})$ are $(n + 1)$ -dimensional submanifolds of N . Their intersection is a curve in N provided that they are transverse. This is implied by the condition that $(\hat{x}_i)_{i=1}^n$ and $(\hat{y}_i)_{i=1}^n$ can be grouped into non-incident pairs as in Definition 3.3. In fact, for any pair $(\hat{x}, \hat{y}) \in M_1 \times M_2$ the hypersurfaces $\pi_1^{-1}(H_{\hat{y}}), \pi_2^{-1}(H_{\hat{x}}) \subset N$ do not intersect transversely if and only if (\hat{x}, \hat{y}) is an incident pair which immediately follows from Proposition 2.3 and the interpretation of Φ as a general solution function. If the pair (\hat{x}, \hat{y}) is incident then $(\hat{x}, \hat{y}) \in N$ and at this point the tangent planes of $\pi_1^{-1}(H_{\hat{y}})$ and $\pi_2^{-1}(H_{\hat{x}})$ coincide with \mathcal{C} .

A priori, we have a family of curves depending on $2n(n + 1)$ parameters given by set of n points x_i 's in M_1 and y_i 's in M_2 . In dimension 3, which corresponds to $n = 1$, the space of paths has dimension $2(n + 1)n = 4$, which agrees with that of a 3-dimensional path geometry. In higher dimensions, in general there are too many paths to define a path geometry. Regarding flat para-CR structures, we have the following.

Proposition 3.4. *Given a flat para-CR structure $(N, \mathcal{D}_1, \mathcal{D}_2)$, its Lewy curves define a path geometry on N .*

Proof. Using the definition of Lewy curves, one can explicitly find the corresponding ODE systems for such path geometries as done in Example 3.10. Alternatively, one can proceed as follows. If N is $(2n + 1)$ -dimensional then M_1 and M_2 are identified as $\mathbb{R}\mathbb{P}^{n+1}$ and $(\mathbb{R}\mathbb{P}^{n+1})^*$, respectively. Furthermore, all hypersurfaces H_x and H_y are projective hyperplanes described by equation (2.13), for a point $x \in M_1$, or $y \in M_2$. Consequently, all curves $L_{\hat{x}_1 \dots \hat{x}_n}$ and $L_{\hat{y}_1 \dots \hat{y}_n}$ are straight lines. Note that two lines $L_{\hat{x}_1 \dots \hat{x}_n}$ and $L_{\tilde{x}_1 \dots \tilde{x}_n}$ coincide if and only if $(\hat{x}_i)_{i=1}^n$ and $(\tilde{x}_i)_{i=1}^n$ lie on the same 2-codimensional projective plane in M_1 . Similarly, two lines $L_{\hat{y}_1 \dots \hat{y}_n}$ and $L_{\tilde{y}_1 \dots \tilde{y}_n}$ coincide if and only if $(\hat{y}_i)_{i=1}^n$ and $(\tilde{y}_i)_{i=1}^n$ lie on the same 2-codimensional projective plane in M_2 . As a result, Lewy curves are effectively parametrized by a pair of 2-codimensional projective planes in M_1 and M_2 , which implies that they form a $4n$ -parameter family of curves. Furthermore, the two lines $L_{\hat{x}_1 \dots \hat{x}_n}$ and $L_{\hat{y}_1 \dots \hat{y}_n}$ can be picked arbitrarily in M_1 and M_2 , which implies that the directions of the corresponding Lewy curves in N form an open subset in the projective tangent bundle of N . \square

On M_1 the curves $\gamma_{\hat{x}_1 \dots \hat{x}_n \hat{y}_1 \dots \hat{y}_n}$ are represented by incident pairs (q, K) , i.e. $q \in K \subset M_1$, constructed as follows: K is an arbitrary hyperplane in M_1 containing a 2-codimensional projective plane containing the points $(\hat{x}_1, \dots, \hat{x}_n)$, and $q \in L_{\hat{y}_1 \dots \hat{y}_n}$ is the intersection point of $L_{\hat{y}_1 \dots \hat{y}_n}$ and K . Figures 1 and 2 illustrate the construction of Lewy curves in flat para-CR structures of dimensions 3 and 5 at as viewed in M_1 . Explicit formula for the corresponding system of ODEs is given in Example 3.10.

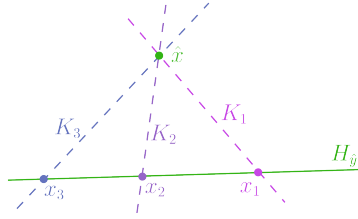


FIGURE 1. The case $n = 1$ corresponds to flat para-CR 3-manifolds N where $\dim M_1 = \dim M_2 = 2$. Every non-incident pair $(\hat{x}, H_{\hat{y}})$ where $\hat{x} \notin H_{\hat{y}}$, determines a curve on N given by incident pairs such as (x_i, K_i) where $x_i \in H_{\hat{y}} \subset M_1$, $\hat{x} \in K_i$, and $x_i \in K_i$.

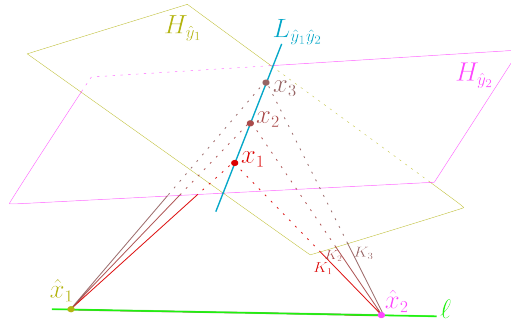


FIGURE 2. The case $n = 2$ corresponds to flat para-CR 5-manifolds N where $\dim M_1 = \dim M_2 = 3$. Every two non-incident pairs $(\hat{x}_1, H_{\hat{y}_1}), (\hat{x}_2, H_{\hat{y}_2})$, determine a curve on N given by incident pairs such as (x_i, K_i) where $x_i \in H_{\hat{y}_a} \subset M_1$, $x_i \in K_i$, and $\hat{x}_a \in K_i$ for $a = 1, 2$ and all i 's, where K_i is the plane spanned by x_i and the unique projective line ℓ between \hat{x}_1 and \hat{x}_2 . The resulting curve in N is determined by lines ℓ and $L_{\hat{y}_1 \hat{y}_2}$ in M_1 , which results in an 8-parameter family of curves on N .

3.2. An intrinsic description. Given a para-CR structure $(N, \mathcal{D}_1, \mathcal{D}_2)$, we now define Lewy curves on N via the integral manifolds of $(\mathcal{D}_1, \mathcal{D}_2)$, hence avoiding the use of a defining function.

Firstly, we define hypersurfaces $\Sigma_x^1, \Sigma_y^2 \subset N$ as

$$(3.2) \quad \Sigma_x^1 = \bigsqcup_{y \in \pi_2(\pi_1^{-1}(x))} \pi_2^{-1}(y), \quad \Sigma_y^2 = \bigsqcup_{x \in \pi_1(\pi_2^{-1}(y))} \pi_1^{-1}(x).$$

As a result, every $\Sigma_x^1, x \in M_1$ (resp. $\Sigma_y^2, y \in M_2$) contains an integral manifold of \mathcal{D}_2 (resp. \mathcal{D}_1) and is foliated by integral manifolds of \mathcal{D}_1 (resp. \mathcal{D}_2)

Remark 3.5. In the framework of §3.1, the hypersurfaces Σ_x^1 and Σ_y^2 are expressed as submanifolds of $M_1 \times M_2$ by

$$\Sigma_x^1 = \{(\hat{x}, \hat{y}) \in N \mid \Phi(x, \hat{y}) = 0\}, \quad \Sigma_y^2 = \{(\hat{x}, \hat{y}) \in N \mid \Phi(\hat{x}, y) = 0\}.$$

where Φ is a defining function. Figure 3 shows these hypersurfaces in a para-CR 3-manifold, where we interpret N as an open subset of the projectivized tangent bundle of the surface M_1 . Note that by definition all hypersurfaces Σ_x^1 and Σ_y^2 satisfy

$$(3.3) \quad T_q \Sigma_x^1 = \mathcal{C}_q, \quad T_s \Sigma_y^2 = \mathcal{C}_s,$$

for all $q \in \pi_1^{-1}(x) \subset \Sigma_x^1$ and all $s \in \pi_2^{-1}(y) \subset \Sigma_y^2$, where \mathcal{C}_q is the contact distribution at $q \in N$.

Some basic properties of the submanifolds Σ_x^1 and Σ_y^2 in N are as follows.

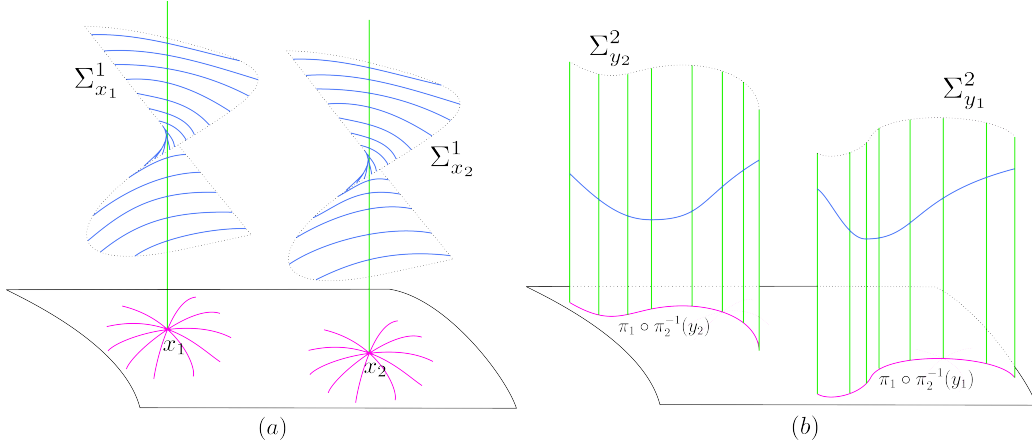


FIGURE 3. (a) At $x_1, x_2 \in M_1$, the vertical green lines are open subsets of the fibers $\pi_1^{-1}(x_i) \subset N$. The blue curves intersecting the fibers $\pi_1^{-1}(x_i)$ are natural lifts of the paths (purple curves) on M_1 passing through x_i . The surfaces $\Sigma_{x_i}^1 \subset N$ are foliated by the blue curves and its generating curve is the fiber $\pi_1^{-1}(x_i)$. (b) For $y_1, y_2 \in M_2$, the purple curves on M_1 are the paths $\pi_1 \circ \pi_2^{-1}(y_i)$. Their lift to N , represented by blue curves, are generating curves of ruled surfaces $\Sigma_{y_i}^2 \subset N$ whose ruling lines are vertical green lines which are open subsets of the fibers $\pi_1^{-1}(t) \subset N$ for all $t \in \pi_1 \circ \pi_2^{-1}(y_i)$.

Proposition 3.6. *Let $(N, \mathcal{D}_1, \mathcal{D}_2)$ be a para-CR structure of dimension $2n + 1$ with double fibration (2.5). Fix $\hat{p} \in N$ and denote $\hat{x} = \pi_1(\hat{p})$, $\hat{y} = \pi_2(\hat{p})$. Restricting to a sufficiently small neighborhood U of \hat{p} , one has the following:*

- (a) *The family of hypersurfaces Σ_x^1 (resp. Σ_y^2) satisfying $\hat{p} \in \Sigma_x^1$ (resp. $\hat{p} \in \Sigma_y^2$) is parameterized by points of the fiber $\pi_2^{-1}(\hat{y})$ (resp. $\pi_1^{-1}(\hat{x})$) i.e. each such hypersurface corresponds to an intersection point $\pi_1^{-1}(x) \cap \pi_2^{-1}(\hat{y})$ (resp. $\pi_2^{-1}(y) \cap \pi_1^{-1}(\hat{x})$).*
- (b) *For every point $\hat{p} \in \Sigma_x^1$ (resp. $\hat{p} \in \Sigma_y^2$) one has $\mathcal{D}_1(\hat{p}) \subset T_{\hat{p}}\Sigma_x^1$ (resp. $\mathcal{D}_2(\hat{p}) \subset T_{\hat{p}}\Sigma_y^2$).*
- (c) *Denote by $\text{Gr}_{2n}^{\mathcal{D}_i}(T_{\hat{p}}N)$ the set of all hyperplanes in $T_{\hat{p}}N$ containing $\mathcal{D}_i(\hat{p}) \subset \mathcal{C}_{\hat{p}}$, $i = 1, 2$. There is a neighborhood $U_{\hat{p}}^{\mathcal{D}_1} \subset \text{Gr}_{2n}^{\mathcal{D}_1}(T_{\hat{p}}N)$ (resp. $U_{\hat{p}}^{\mathcal{D}_2} \subset \text{Gr}_{2n}^{\mathcal{D}_2}(T_{\hat{p}}N)$) of $[\mathcal{C}_{\hat{p}}] \in \text{Gr}_{2n}^{\mathcal{D}_i}(T_{\hat{p}}N)$ such that there is a one-to-one correspondence between points of $U_{\hat{p}}^{\mathcal{D}_1}$ (resp. $U_{\hat{p}}^{\mathcal{D}_2}$) and hypersurfaces Σ_x^1 (resp. Σ_y^2) that pass through \hat{p} where $x = \pi_1(p)$ and $y = \pi_2(p)$ for all $p \in U$.*

Proof. Without loss of generality we shall restrict the proof to the family Σ_x^1 . According to Proposition 2.3, N is locally isomorphic to $J^1(\mathbb{R}^n, \mathbb{R})$, where

$$(3.4) \quad \mathcal{D}_1 = \langle \partial_{p_1}, \dots, \partial_{p_n} \rangle, \quad \text{and} \quad \mathcal{D}_2 = \langle \partial_t + p_i \partial_z + f_{ij} \partial_{p_j} \rangle_{i=1}^n$$

Let U be a neighborhood of \hat{p} where such a local coordinate system is defined with \hat{p} being the origin.

Part (a) follows directly from the construction. Namely, if $\hat{p} \in \Sigma_x^1$ then the integral leaf of \mathcal{D}_2 corresponding to x , i.e. $\pi_1^{-1}(x) \subset N$, necessarily intersects the integral leaf of \mathcal{D}_1 containing p , i.e. $\pi_2^{-1}(\hat{y})$. Notice that the intersection point of the two leaves is uniquely determined in U .

Part (b) follows from the construction as well, because all Σ_x^1 are foliated by integral manifolds of \mathcal{D}_1 . It follows that $\mathcal{D}_1(\hat{p}) \subset T_{\hat{p}}\Sigma_x^1$.

To show part (c) we only discuss open set $U_{\hat{p}}^{\mathcal{D}_1}$. The one-to-one correspondence is given by tangent hyperplanes $T_{\hat{p}}\Sigma_x^1 \subset T_{\hat{p}}N$. Note that it follows from (b) that $\mathcal{D}_1(\hat{p}) \subset T_{\hat{p}}\Sigma_x^1$, and hence $T_{\hat{p}}\Sigma_x^1 \in \text{Gr}_{2n}^{\mathcal{D}_1}(T_{\hat{p}}N)$. Let $q = \pi_1^{-1}(x) \cap \pi_2^{-1}(\hat{y})$ and denote the corank 1 preimage of $(\pi_2)_*(\mathcal{C}_q) \subset T_{\hat{y}}M_2$ along the fiber $\pi_2^{-1}(\hat{y})$ as $(\pi_2)_*^{-1}((\pi_2)_*(\mathcal{C}_q))$. By (3.2) and property (3.3), one has

$$(3.5) \quad (\pi_2)_*^{-1}((\pi_2)_*(\mathcal{C}_q))(\hat{p}) = T_{\hat{p}}\Sigma_x^1.$$

Furthermore, using the definition $M_2 = N/\mathcal{D}_1$, one has the isomorphism

$$(3.6) \quad \text{Gr}_{2n}^{\mathcal{D}_1}(T_{\hat{p}}N) \cong \mathbb{P}T_{\hat{y}}^*M_2.$$

By definition, at $x = \hat{x}$ we have $T_{\hat{p}}\Sigma_{\hat{x}}^1 = \mathcal{C}_{\hat{p}}$. By our discussion in Remark 2.6 the fiber $\pi_2^{-1}(\hat{y})$ can be identified with $\mathbb{P}T_{\hat{y}}^*M_2$. As a result, the preimage $(\pi_2)_*^{-1}((\pi_2)_*(\mathcal{C}_q))(\hat{p})$ in (3.5) for all $q \in \pi_2^{-1}(\hat{y})$ in a sufficiently small neighborhood of \hat{p} give an open set of $\mathbb{P}T_{\hat{y}}^*M_2$. Using isomorphism (3.6), such hyperplanes define an open set $U_{\hat{p}}^{\mathcal{D}_1}$ around $[\mathcal{C}_{\hat{p}}] \in \text{Gr}_{2n}^{\mathcal{D}_1}(T_{\hat{p}}N)$. \square

Corollary 3.7. *At every point $\hat{p} \in N$ of a para-CR structure $(N, \mathcal{D}_1, \mathcal{D}_2)$, there is an open set of transverse directions to the contact distribution, $Q_{\hat{p}} \subset \mathbb{P}(T_{\hat{p}}N \setminus \mathcal{C}_{\hat{p}})$, such that for any $v \in Q_{\hat{p}}$ there is a Lewy curve $\gamma_{x_1 \dots x_n y_1 \dots y_n}$ tangent along v . If $\dim N = 3$ then the curve is unique and consequently Lewy curves define a path geometry on N .*

Proof. Recall that $\text{Gr}_{2n}^{\mathcal{D}_i}(T_{\hat{p}}N)$, $i = 1, 2$, denotes the set of all hyperplanes in $T_{\hat{p}}N$ containing $\mathcal{D}_i(\hat{p})$. It is an elementary observation that any transverse direction $\langle v \rangle \subset TN \setminus \mathcal{C}$ to the contact distribution can be written as

$$(3.7) \quad \langle v \rangle = \bigcap_{i=1}^n K_i^{\mathcal{D}_1} \cap \bigcap_{i=1}^n K_i^{\mathcal{D}_2},$$

for some hyperplanes $[K_i^{\mathcal{D}_1}] \in \text{Gr}_{2n}^{\mathcal{D}_1}(T_{\hat{p}}N)$ and $[K_i^{\mathcal{D}_2}] \in \text{Gr}_{2n}^{\mathcal{D}_2}(T_{\hat{p}}N)$. Restricting to open sets $U_{\hat{p}}^{\mathcal{D}_i}$ in part (c) of Proposition 3.6, it follows that there are points $x_i \in M_1$ and $y_i \in M_2$ such that $K_i^{\mathcal{D}_1} = T_{\hat{p}}\Sigma_{x_i}^1$ and $K_i^{\mathcal{D}_2} = T_{\hat{p}}\Sigma_{y_i}^2$. One obtains that Lewy curve

$$(3.8) \quad \gamma_{x_1 \dots x_n y_1 \dots y_n} := \Sigma_{x_1}^1 \cap \dots \cap \Sigma_{x_n}^1 \cap \Sigma_{y_1}^2 \cap \dots \cap \Sigma_{y_n}^2$$

is tangent along $\langle v \rangle$ at \hat{p} . Since, $U_{\hat{p}}^{\mathcal{D}_i}$, $i = 1, 2$, are open, one obtains an open set of transverse directions to the contact distribution that are tangent to Lewy curves. Note that this open set of transverse directions are given as intersections (3.7) for hyperplanes $[K_i^{\mathcal{D}_1}], [K_i^{\mathcal{D}_2}]$ in a neighborhood of $[\mathcal{C}_{\hat{p}}] \in \text{Gr}_{2n}(T_{\hat{p}}N)$.

The 3-dimensional case corresponds to $n = 1$, for which the choice of hyperplanes in (3.7) is uniquely determined by $[v] \in \mathbb{P}(T_{\hat{p}}N \setminus \mathcal{C}_{\hat{p}})$. Consequently, there is an open set of transverse direction to the contact distribution, $Q \subset \mathbb{P}(TN \setminus \mathcal{C})$, that is foliated by Lewy curves, which ultimately defines a path geometry on N . \square

Remark 3.8. As was explained in (1.3), the space $M_1 \times M_2 \setminus N$ parameterizes Lewy curves in dimension 3. This space appears in the so-called dancing construction of [BHLN18] and [Dun22] where they show that when the para-CR 3-manifold is flat then $M_1 \times M_2 \setminus N$ is equipped with an anti-self-dual conformal structure of the split signature. Later we will show that in the flat case, Lewy curves coincide with chains, and therefore, the induced anti-self-dual conformal structure is the standard metric on the homogeneous space $\text{SL}(3, \mathbb{R})/\text{GL}(2, \mathbb{R})$ (e.g. see [KM24, Section 3.2.2]). Moreover, in this case the set of self-dual null surfaces, also known as α -surfaces, of this metric are parameterized by incident pairs $(x, y) \in N$, and are defined as

$$(3.9) \quad S_{xy} = \{(\hat{x}, \hat{y}) \in M_1 \times M_2 \setminus N \mid \Phi(\hat{x}, y) = \Phi(x, \hat{y}) = 0\},$$

which, in a sense, is “dual” to $\gamma_{\hat{x}\hat{y}}$, as defined in (1.3). Any null curve that lie in an α -plane is referred to as a *dancing curve* in [BHLN18]. In [Dun22] the dancing construction is studied via a twistorial construction, where N becomes the twistor space of the conformal structure, i.e. its space of α -surfaces.

Notice that definition (3.9) makes sense for any para-CR structure and does not require flatness. In [Dun22] it is shown that such surfaces arise from a half-flat conformal structure if and only if the para-CR structure is flat, otherwise they correspond to a half-flat *causal structure* [Mak16]. Proposition 4.5 gives path geometric proof of this result.

3.3. Corresponding systems of ODEs. In this section we focus on 2nd order ODE systems defined by the path geometries of para-CR Lewy curves. We begin with the general case of para-CR 3-manifolds and then consider flat para-CR structures in all dimensions, which will be used in § 3.5.

Proposition 3.9. *Given a para-CR 3-manifold $(N, \mathcal{D}_1, \mathcal{D}_2)$, let*

$$(3.10) \quad z'' = F(t, z, z'),$$

be a representative of its corresponding point equivalence class of scalar 2nd order ODE, with local identification $N \cong J^1(\mathbb{R}, \mathbb{R})$. Let (t, z) and (t, z, p) be jet coordinates on $J^0(\mathbb{R}, \mathbb{R})$ and $J^1(\mathbb{R}, \mathbb{R})$ with t as the independent variable. Then its Lewy curves define a 3-dimensional path geometry on N whose corresponding pair of 2nd order ODE is the point equivalence class of

$$(3.11) \quad z'' = F(t, z, z'), \quad p'' = G(t, z, p, z', p'),$$

where $G: J^1(\mathbb{R}, \mathbb{R}^2) \rightarrow \mathbb{R}$ is determined by the para-CR structure.

Proof. Recall that every solution curve of the pairs of ODEs that define Lewy curves lies on a surface Σ_y^2 for some $y \in M_1$. Moreover, by definition, Σ_y^2 projects to a solution curve of (3.10) on M_1 . Indeed, $\Sigma_y^2 \subset N$ locally can be identified with the bundle $\mathbb{P}TM_1$ restricted to the curve $\pi_1 \circ \pi_2^{-1}(y) \subset M_2$, see Figure 3. Consequently, it follows that the ODE (3.10) on M_1 has to be in the pair of ODEs for Lewy curves. \square

Analogously, one can replace M_1 in Proposition 3.9 with $M_2 = N/\mathcal{D}_1$ and adopt a dual viewpoint as discussed in § 2.2. Identifying M_2 as $J^0(\mathbb{R}, \mathbb{R})$ with the natural coordinates (\tilde{t}, \tilde{v}) , let $(\tilde{t}, \tilde{z}, \tilde{p})$ be the induced jet coordinates on $N \cong J^1(\mathbb{R}, \mathbb{R})$. Similar reasoning to Proposition 3.9 demonstrates that the dual equation (2.12) on M_2 shows up in system (3.11) written in coordinates $(\tilde{t}, \tilde{z}, \tilde{p})$. From this viewpoint, the construction extends the dual ODE to a system as well. However, the two equations (the original one and the dual) do not appear in the system simultaneously. Each of them only appear for particular choices of coordinate system. Nevertheless, the construction of Lewy curves can be thought of as a geometric pairing of the original ODE and its dual into one system.

Lewy curves and their corresponding systems of ODEs can be explicitly expressed using a defining function $\Phi: M_1 \times M_2 \rightarrow \mathbb{R}$. Take local coordinates (t, z) on M_1 and (a, b) on M_2 . As explained in § 2.2, the coordinates on M_2 can be interpreted as constants of integration for the scalar ODE (2.10) in dimension 3 or the PDE system (2.6). Fixing $\hat{x} = (\hat{t}, \hat{z}) \in M_1$ and $\hat{y} = (\hat{a}, \hat{b}) \in M_2$, by Definition 3.3, it follows that Lewy curves $\gamma_{\hat{x}\hat{y}}$ are defined as

$$(3.12) \quad \gamma_{\hat{x}\hat{y}} = \left\{ (z, t, a, b) \in M_1 \times M_2 \mid \Phi(z, t, a, b) = \Phi(\hat{z}, \hat{t}, a, b) = \Phi(z, t, \hat{a}, \hat{b}) = 0 \right\}.$$

One is able to obtain a pair of second order ODEs that correspond to the path geometry of Lewy curves via elimination and differentiation. More precisely, using $\Phi(\hat{z}, \hat{t}, a, b) = 0$ and its first derivative with respect to t one obtains

$$\Phi(\hat{z}, \hat{t}, a, b) = 0, \quad \Phi_a(\hat{z}, \hat{t}, a, b)a' + \Phi_b(\hat{z}, \hat{t}, a, b)b' = 0,$$

which can be solved to express \hat{t} and \hat{z} in terms of a, b, a' and b' . Similarly, using $\Phi(z, t, \hat{a}, \hat{b}) = 0$ and its first derivative with respect to t one has

$$\Phi(z, t, \hat{a}, \hat{b}) = 0, \quad \Phi_t(z, t, \hat{a}, \hat{b}) + \Phi_z(z, t, \hat{a}, \hat{b})z' = 0,$$

which gives \hat{a} and \hat{b} in terms of t, z and z' . The equation $\Phi(z, t, a, b) = 0$ gives a as a function of t, z and b , which is then used in the expressions for \hat{t} and \hat{z} such that they become functions of t, z, b, z' and b' . Finally, replacing the expression for a , the second derivative of $\Phi(\hat{z}, \hat{t}, a, b) = 0$ and $\Phi(z, t, \hat{a}, \hat{b}) = 0$ with respect to t give b'' and z'' as expressions in terms of t, z, b, z' and b' .

As shown in Proposition 3.4, Lewy curves in higher dimensional flat para-CR structures define path geometries which can be explicitly described in terms of systems of second order ODEs, using the defining function (2.14).

Example 3.10 (Flat para-CR structures). Continuing Example 2.8 for $n = 1$, with the defining function (2.14), and following the recipe following (3.12), one finds that Lewy curves γ_{xy} are solutions to

$$(3.13) \quad z'' = 0, \quad b'' = -\frac{2(b')^2}{z' - b}.$$

As explained in Remark 3.22, the pair of ODEs (3.13) also corresponds to chains of the flat para-CR structure.

To treat higher dimensions, recall from our discussion in §2.2, that in flat para-CR structures one has $M_1 \cong \mathbb{P}\mathbb{P}^{n+1}$. Let (z, t) be affine coordinates on M_1 , where $z \in \mathbb{R}$ and $t = (t^i)_{i=1}^n \in \mathbb{R}^n$. Similarly, let (a, b) , where $a = (a_i)_{i=1}^n \in \mathbb{R}^n$ and $b \in \mathbb{R}$, be affine coordinates on $M_2 \cong (\mathbb{P}\mathbb{R}^{n+1})^*$, identified as the space of projective hyperplanes in M_1 . By (2.14), a defining function is given by

$$\Phi(z, t, a, b) = z - a \cdot t - b,$$

where $a \cdot t := a_i t^i$. In order to view Lewy curves as solutions to a system of ODEs, we follow the recipe above, however we use z as the independent variable. The formula (3.12) needs to be adjusted for higher dimensions. As we discussed in Definition 3.3, if N is $(2n + 1)$ -dimensional then we need two sets of n -points $x_1, \dots, x_n \in M_1$ and $y_1, \dots, y_n \in M_2$ in general position. To avoid confusion, we use Greek letters for the points in M_i i.e. $(x_\alpha)_{\alpha=1}^n$ and $(y_\alpha)_{\alpha=1}^n$. Using coordinates (z, t^i, a_i, b) from Proposition 2.3, we have $x_\alpha = (z_\alpha, t_\alpha^1, \dots, t_\alpha^n)$ and $y_\alpha = (a_{1\alpha}, \dots, a_{n\alpha}, b_\alpha)_{i=1}^n$. As a result, the defining equations for Lewy curves are given by

$$(3.14) \quad \Phi(z, t, a, b) = \Phi(\hat{z}_\alpha, \hat{t}_\alpha, a, b) = \Phi(z, t, \hat{a}_\alpha, \hat{b}_\alpha) = 0, \quad \alpha = 1 \dots, n,$$

where all $\hat{z}_\alpha, \hat{b}_\alpha \in \mathbb{R}$, $\hat{t}_\alpha = (\hat{t}_\alpha^1, \dots, \hat{t}_\alpha^n)$, $\hat{a}_\alpha = (\hat{a}_{\alpha 1}, \dots, \hat{a}_{\alpha n}) \in \mathbb{R}^n$ are constants. We additionally assume that the set of n -tuples of vectors $(\hat{a}_\alpha)_{\alpha=1}^n$ and $(\hat{t}_\alpha)_{\alpha=1}^n$ are linearly independent which by Definition 3.1 means they are in general positions, as required in the Definition 3.3 for Lewy curves.

Consider first $\Phi(z, t, \hat{a}_\alpha, \hat{b}_\alpha) = 0$, $\alpha = 1 \dots, n$. For any values of \hat{a}_α and \hat{b}_α as above, it is a linear system of equations for $t = (t^1, \dots, t^n)$ and z , whose solutions are affine lines in M_1 . They can be parameterized as

$$(3.15) \quad t = Az + B,$$

where $A, B \in \mathbb{R}^n$. Similarly, $\Phi(\hat{z}_\alpha, \hat{t}_\alpha, a, b)$, $\alpha = 1 \dots, n$, defines a family of affine lines in M_2 , which can be parameterized as

$$(3.16) \quad a = Zb + T$$

where $Z, T \in \mathbb{R}^n$. Observe that each line described by equation (3.15) or (3.16) corresponds to many possible parameters $\hat{z}_\alpha, \hat{b}_\alpha \in \mathbb{R}$, $\hat{t}_\alpha, \hat{a}_\alpha \in \mathbb{R}^n$ in equation (3.14). This freedom is essentially described in the proof of Proposition 3.4.

Now, take (z, t, a) as local coordinates on N and look for Lewy curves parameterized as $z \mapsto (z, a(z), t(z))$. From $\Phi = 0$ it follows that $b = z - a \cdot t$. We differentiate (3.15) and (3.16) twice with respect to z in order to eliminate constants (A, B) , and (Z, T) . Equation (3.15) yields $t'' = 0$. On the other hand, from equation (3.16) we get

$$a' = Z(1 - a' \cdot t - a \cdot t'), \quad a'' = -Z(a'' \cdot t + 2a' \cdot t'),$$

in which we used the equation $t'' = 0$. Eliminating Z , and solving for a'' , we get

$$(3.17) \quad t'' = 0, \quad a'' = \frac{-2a' \cdot t'}{1 - a \cdot t'} a'$$

as an ODE system for Lewy curves of flat para-CR structures.

Remark 3.11. Note that for $n = 1$ the ODE pair (3.17) differs from the one given in (3.17) when $n = 1$. This is due to the fact that in the derivation of former pair of ODEs N is treated as $\mathbb{P}TM_1$, unlike the latter one where it is viewed as $\mathbb{P}TM_1$. In fact, the transformation $(z, t, a) \mapsto (z, t, b)$, where $b = a^{-1}$, is a point transformation between these pairs of ODEs.

Example 3.12. Continuing Example 2.9 and using t as the independent variable in the recipe that follows (3.12), one computes that Lewy curves γ_{xy} are solutions to the following pair of ODEs

$$z'' = \sqrt{z'},$$

$$b'' = \frac{1}{-b'(4z' - (t+b)^2)} \left(-2(b')^2(b'+1)^2(t+b) + 4\sqrt{z'}(b')^2 + 2(b')^3\sqrt{(t+b)^2b'(b'+1) - 4z'b'} \right).$$

3.4. Geometric characterization in dimension 3. In this section we present a characterization of 3-dimensional path geometries defined by para-CR Lewy curves. We begin by describing the fundamental properties of the surfaces Σ_x^1 and Σ_y^2 . We shall use the following notion which is a path geometric extension of totally geodesic submanifolds in Riemannian geometry.

Definition 3.13. *Given a family of curves on a manifold N , a submanifold $\Sigma \subset N$ is totally aligned with this family if any curve from the family that is tangent to Σ at some point remains on Σ .*

Proposition 3.14. *Let $(N, \mathcal{D}_1, \mathcal{D}_2)$ be a para-CR 3-manifold with double fibration (2.5). Then surfaces $\Sigma_x^1, \Sigma_y^2 \subset N$, for any $x \in M_1$ and $y \in M_2$, are totally aligned with Lewy curves.*

Proof. This is a direct consequence of the constructions as all Lewy curves that are tangent to Σ_x^1 at some point are of the form $\Sigma_x^1 \cap \Sigma_y^2$, for some $y \in M_2$. Similarly, one can argue for surfaces Σ_y^2 . \square

Recall from Remark 2.6 that a para-CR 3-manifold N with double fibration (2.5) is equivalent to a path geometry on the surface M_1 , or alternatively, a path geometry on M_2 which is dual to the path geometry defined on M_1 . It follows from Proposition 3.14 that the surfaces Σ_x^1 and Σ_y^2 for all $x \in M_1$ and $y \in M_2$ are equipped with their own path geometries. This leads to the following proposition.

Proposition 3.15. *Let $(N, \mathcal{D}_1, \mathcal{D}_2)$ be a para-CR 3-manifold with double fibration (2.5). For any $x \in M_1$ (resp. $y \in M_2$) the restriction of the projection $\pi_1: N \rightarrow M_1$ to Σ_x^1 (resp. $\pi_2: N \rightarrow M_2$ to Σ_y^2) establishes an equivalence between path geometries on Σ_x^1 and M_1 (resp. Σ_y^2 and M_2).*

Proof. Let $x \in M_1$ with corresponding surface $\Sigma_x^1 \subset N$. The path geometry on Σ_x^1 is defined by intersections of Σ_x^1 with all surfaces $\Sigma_y^2 \subset N$, $y \in M_2$. The image of Σ_y^2 under the projection π_1 is a path on M_1 corresponding to $y \in M_2$. Therefore Lewy curve γ_{xy} is projected to a path for the original path geometry on M_1 . Similarly, one can argue for surfaces M_2 and Σ_y^2 . \square

Now we are prepared to state the following characterization of path geometries of Lewy curves.

Theorem 3.16. *Let $(Q, \mathcal{V}, \mathcal{X})$ be a 3-dimensional path geometry on $N = Q/\mathcal{V}$. Suppose that there are two 2-parameter families $\{\Sigma_x^1\}_{x \in \tilde{M}_1}$ and $\{\Sigma_y^2\}_{y \in \tilde{M}_2}$ of surfaces in N that are totally aligned with this path geometry and have the following properties:*

- (a) *Each family of surfaces $\{\Sigma_x^1\}_{x \in \tilde{M}_1}$ and $\{\Sigma_y^2\}_{y \in \tilde{M}_2}$ has exactly a 1-parameter sub-family passing through any point of N .*
- (b) *At every $p \in N$, tangent planes of each of the 1-parameter family $\{\Sigma_x^1\}$ and $\{\Sigma_y^2\}$ that pass through p intersect transversely in $T_p N$ and have a common line, denoted as \mathcal{D}_1 and \mathcal{D}_2 , respectively. Any tangent direction to a path in the path geometry passing through $p \in N$ is uniquely realized as intersection of tangent planes at p of certain Σ_x^1 and Σ_y^2 .*
- (c) *The rank 2 distribution $\mathcal{C} := \mathcal{D}_1 \oplus \mathcal{D}_2 \subset TN$ is contact.*
- (d) *Path geometries on all surfaces Σ_x^1 , $x \in \tilde{M}_1$, (resp. Σ_y^2 , $y \in \tilde{M}_2$), are equivalent via the natural projection $\pi_1: N \rightarrow N/\mathcal{D}_2$ (resp. $\pi_2: N \rightarrow N/\mathcal{D}_1$) with the path geometry on N/\mathcal{D}_2 (resp. N/\mathcal{D}_1) whose paths are the projection of integral curves of \mathcal{D}_1 (resp. \mathcal{D}_2)*

Then $(Q, \mathcal{V}, \mathcal{X})$ is defined by para-CR Lewy curves. Conversely, any 3-dimensional path geometry defined by para-CR Lewy curves satisfies (a)-(d) in sufficiently small open sets of $\mathbb{P}(TN \setminus \mathcal{C})$.

Proof. The fact that path geometry of para-CR Lewy curves satisfy conditions (a)-(c) follows from Proposition 3.6 when $n = 1$, setting $\tilde{M}_2 = M_2$ and $\tilde{M}_1 = M_1$. Furthermore, the surfaces Σ_x^1 and Σ_y^2

are totally aligned with Lewy curves by Proposition 3.14 and condition (d) is satisfied by Proposition 3.15.

On the other hand, if conditions (a)-(c) are satisfied then the pair $(\mathcal{D}_1, \mathcal{D}_2)$ is a para-CR structure on N . The claim follows if we prove that surfaces Σ_x^1 and Σ_y^2 are necessarily obtained via the construction in § 3.2 applied to $(\mathcal{D}_1, \mathcal{D}_2)$, because then, by the second part of (b), any path of $(Q, \mathcal{V}, \mathcal{X})$ is a Lewy curve of $(\mathcal{D}_1, \mathcal{D}_2)$. First we prove that $\Sigma_x^1 \cap \Sigma_y^2$ is a path of the original 3-dimensional path geometry on N for all x and y , provided that Σ_x^1 and Σ_y^2 intersect transversely. Indeed, since both Σ_x^1 and Σ_y^2 are totally aligned, any path tangent to Σ_x^1 and Σ_y^2 at some point has to stay on both Σ_x^1 and Σ_y^2 at all time. Hence, the path is given by $\Sigma_x^1 \cap \Sigma_y^2$.

Furthermore, by the first part of condition (b) any surface Σ_x^1 is foliated by integral curves of \mathcal{D}_1 . Hence, the projection $\gamma := \pi_2(\Sigma_x^1)$ is a curve in N/\mathcal{D}_1 . Thus, γ is also the projection of the curve $\Sigma_x^1 \cap \Sigma_y^2$ for some choice of y (guaranteed by the second part of (b)). We already know that $\Sigma_x^1 \cap \Sigma_y^2$ is a path of the original path geometry on N . Hence, by (d), γ is necessarily the projection of an integral curve of \mathcal{D}_2 , which proves that any Σ_x^1 is of the form (3.2) and consequently we identify $\tilde{M}_1 \cong N/\mathcal{D}_2$. Similarly, we prove that \tilde{M}_2 can be identified with N/\mathcal{D}_1 and that any surface Σ_y^2 is of the form (3.2) as well. \square

From Theorem 3.16, dropping condition (d) one obtains a class of path geometries that includes para-CR Lewy curves as a proper sub-class. We have the following.

Proposition 3.17. *Any path geometry on a 3-dimensional manifold N satisfying conditions (a)-(c) of Theorem 3.16 uniquely determines, in sufficiently small open sets, a triple of para-CR structures $(N, \mathcal{D}_1, \mathcal{D}_2)$, $(N, \tilde{\mathcal{D}}_1, \mathcal{D}_2)$, $(N, \mathcal{D}_1, \tilde{\mathcal{D}}_2)$ with the same underlying contact structure \mathcal{C} , i.e. $\mathcal{C} = \mathcal{D}_1 \oplus \mathcal{D}_2 = \tilde{\mathcal{D}}_1 \oplus \mathcal{D}_2 = \mathcal{D}_1 \oplus \tilde{\mathcal{D}}_2$.*

Proof. By condition (c), the path geometry defines a para-CR geometry $(N, \mathcal{D}_1, \mathcal{D}_2)$. Furthermore, N is equipped with two additional families of surfaces $\{\Sigma_x^1\}_{x \in \tilde{M}_1}$ and $\{\Sigma_y^2\}_{y \in \tilde{M}_2}$. In general \tilde{M}_1 and \tilde{M}_2 cannot be identified with $M_1 = N/\mathcal{D}_2$ and $M_2 = N/\mathcal{D}_1$, respectively. However, by conditions (a) and (b), for any $x \in \tilde{M}_1$, Σ_x^1 is foliated by integral curves of \mathcal{D}_2 , and for any $y \in \tilde{M}_2$, Σ_y^2 is foliated by integral curves of \mathcal{D}_1 . It follows that $\pi_2(\Sigma_x^1)$ and $\pi_1(\Sigma_y^2)$ are well-defined curves in the quotient spaces $M_1 = N/\mathcal{D}_2$ and $M_2 = N/\mathcal{D}_1$, respectively. The 2-parameter family of curves $\{\pi_2(\Sigma_x^1)\}_{x \in \tilde{M}_1}$ defines a supplementary path geometry on M_2 and the family $\{\pi_1(\Sigma_y^2)\}_{y \in \tilde{M}_2}$ defines a supplementary path geometry on M_1 . Note that in this regard \tilde{M}_2 and \tilde{M}_1 become the space of paths for the two additional path geometries on M_1 and M_2 , respectively. Finally, the two path geometries give rise to para-CR structures $(N, \tilde{\mathcal{D}}_1, \mathcal{D}_2)$ and $(N, \mathcal{D}_1, \tilde{\mathcal{D}}_2)$, respectively.

To show the last part of the proposition, it is sufficient to notice that locally N can be identified as $\mathbb{P}TM_1$, where $M_1 = N/\mathcal{D}_2$, with the canonical contact distribution \mathcal{C} , which from this perspective splits as $\mathcal{C} = \mathcal{D}_1 \oplus \mathcal{D}_2$ or $\mathcal{C} = \tilde{\mathcal{D}}_1 \oplus \mathcal{D}_2$. Similarly, N can be identified as $\mathbb{P}T(N/\mathcal{D}_1)$, and then the canonical contact distribution splits as $\mathcal{C} = \mathcal{D}_2 \oplus \mathcal{D}_1$ or $\mathcal{C} = \tilde{\mathcal{D}}_2 \oplus \mathcal{D}_1$. \square

Note that Theorem 3.16 describes Lewy curves on the 3-dimensional manifold N . However, for the corresponding path geometry it is more natural to work on the 5-dimensional manifold $Q \subset \mathbb{P}(TN \setminus \mathcal{C})$. The following result provides an alternative viewpoint to Theorem 3.16.

Theorem 3.18. *Let $(Q, \mathcal{V}, \mathcal{X})$ be a 3-dimensional path geometry on $N = Q/\mathcal{V}$. Then $(Q, \mathcal{V}, \mathcal{X})$ satisfies parts (a), (b), (c) of Theorem 3.16 if and only if the vertical bundle $\mathcal{V} = \mathcal{V}_1 \oplus \mathcal{V}_2$ with the following properties:*

(a) *The rank-3 distributions*

$$\mathcal{B}_1 = [\mathcal{X}, \mathcal{V}_1], \quad \mathcal{B}_2 = [\mathcal{X}, \mathcal{V}_2]$$

are integrable.

- (b) \mathcal{B}_1 and \mathcal{B}_2 have rank-2 sub-distributions $\tilde{\mathcal{K}}_1$ and $\tilde{\mathcal{K}}_2$ containing \mathcal{V}_1 and \mathcal{V}_2 , respectively, such that rank 3 distributions

$$\mathcal{K}_1 = \tilde{\mathcal{K}}_1 \oplus \mathcal{V}_2 \quad \mathcal{K}_2 = \tilde{\mathcal{K}}_2 \oplus \mathcal{V}_1$$

are integrable.

- (c) The projections of \mathcal{K}_1 and \mathcal{K}_2 to N span a contact distribution.

Moreover, the path geometry satisfies part (d) of Theorem 3.16, i.e. it is defined by Lewy curves of a para-CR structure, when:

- (d) The three para-CR geometries defined in Proposition 3.17 coincide.

Proof. Part (d) above is exactly part (d) in Theorem 3.16. Thus, we only need to discuss parts (a)-(c). Let us show parts (a)-(c) in Theorem 3.18 are equivalent to those in Theorem 3.16. Let \tilde{M}_1 and \tilde{M}_2 be leaf spaces Q/\mathcal{B}_1 and Q/\mathcal{B}_2 . Define surfaces $\Sigma_x^1 \subset N$, for $x \in \tilde{M}_1$, and $\Sigma_y^2 \subset N$, for $y \in \tilde{M}_2$, as projections to N of the corresponding leaves of \mathcal{B}_1 and \mathcal{B}_2 . These are well-defined surfaces, since \mathcal{V}_i are vertical with respect to projection $\varpi: Q \rightarrow N$, while \mathcal{X} and $[\mathcal{V}_i, \mathcal{X}]$ are horizontal. The surfaces Σ_x^1 and Σ_y^2 that pass through a fixed point $p \in N$ are parameterized by 1-dimensional fibers of the quotient bundles $\mathcal{V}/\mathcal{V}_i$, $i = 1, 2$, respectively. Moreover, clearly, $\varpi_*(\mathcal{X})$ is uniquely given as the intersection of $\varpi_*(\mathcal{B}_1)$ and $\varpi_*(\mathcal{B}_2)$, because of $\mathcal{X} = \mathcal{B}_1 \cap \mathcal{B}_2$, proving that all paths on N are obtained as intersections of Σ_x^1 and Σ_y^2 , for appropriate $x \in \tilde{M}_1$ and $y \in \tilde{M}_2$. Additionally, by (b), distributions \mathcal{K}_1 and \mathcal{K}_2 project to well-defined line fields \mathcal{D}_1 and \mathcal{D}_2 on N , which are common tangent lines of tangent bundles to Σ_x^1 and Σ_y^2 , respectively, and span a contact distribution due to (c).

The only remaining key point to note here is that condition (a) implies that Σ_x^1 and Σ_y^2 are totally aligned surfaces in N . This follows from the fact that the paths of the 3-dimensional path geometry are defined as projections of integral curves of \mathcal{X} to N . The paths emerging in directions tangent to Σ_x^1 and Σ_y^2 are projections of \mathcal{X} in the appropriate leaves of \mathcal{B}_1 and \mathcal{B}_2 . Since \mathcal{B}_1 and \mathcal{B}_2 are integrable, the paths that are tangent to the surfaces at a point stay in the surfaces.

Now we show that conditions (a)-(c) in Theorem 3.16 imply conditions (a)-(c) in Theorem 3.18. We note that by (b) in Theorem 3.16 any direction tangent to a path in N is uniquely realized as an intersection of tangent planes to the appropriate surfaces Σ_x^1 and Σ_y^2 . Thus, there is a natural splitting $\mathcal{V} = \mathcal{V}_1 \oplus \mathcal{V}_2$ along integral curve of \mathcal{X} being a lift of a path in N . Indeed, points in the integral lines of \mathcal{V}_i , $i = 1, 2$, parameterize directions tangent to Σ_x^1 and Σ_y^2 , respectively. Because the surfaces Σ_x^1 and Σ_y^2 are totally aligned, composing the flows of \mathcal{X} and \mathcal{V}_i necessarily projects to the corresponding surfaces. This proves that distributions \mathcal{B}_i defined in (a) are integrable. Then, (b) and (c) are automatically satisfied for $\mathcal{K}_i = \varpi_*^{-1}\mathcal{D}_i$, and $\tilde{\mathcal{K}}_i = \mathcal{K}_i \cap \mathcal{B}_i$. \square

Remark 3.19. Conditions (a)-(c) stated in Theorem 3.18 can be directly verified for a given 3-dimensional path geometry. The key element in the theorem is the splitting $\mathcal{V} = \mathcal{V}_1 \oplus \mathcal{V}_2$. Initially, \mathcal{V}_1 and \mathcal{V}_2 are unknown, but they can be easily identified using the approach presented in [KM21, Section 4.2]. This process requires determining the torsion of the structure, which is expressed by an explicit formula (2.18) in terms of the corresponding system of ODEs. Then, one immediately deduces that point (a) implies that \mathcal{V}_i is spanned by an eigenvector of the torsion \mathbf{T} treated as an endomorphism of \mathcal{V} (see Remark 2.16). Indeed, one can introduce \mathbf{T} as a trace-free part of matrix $(F_i^j)_{i,j=1,2}$ such that

$$[X, [X, V_i]] = -F_i^j V_j \quad \text{mod } \mathcal{X}$$

for certain appropriately chosen sections V_1, V_2 of \mathcal{V} , and X of \mathcal{X} . Consequently, it follows that, if \mathcal{V}_i is spanned by V_i then condition (a) implies that $(F_i^j)_{i,j=1,2}$ is diagonal and V_i 's are eigenvectors of \mathbf{T} . Furthermore, having \mathcal{B}_i one can check the existence of \mathcal{K}_i by solving a linear system of algebraic equations. This will be expressed in terms of the curvature \mathbf{C} in § 4.

3.5. Path geometry of Lewy curves in higher dimensions. In Proposition 3.4, we showed that Lewy curves define a path geometry on flat para-CR structures. This path geometry is explicitly given in Example 3.10 as a system of ODEs. Now we prove the converse.

Theorem 3.20. *Given a para-CR structure $(N, \mathcal{D}_1, \mathcal{D}_2)$ of dimension $2n + 1$, $n \geq 2$, its Lewy curves define a path geometry on N if and only if it is flat, in which case they coincide with chains.*

Proof. If Lewy curves define a path geometry on N , then any Lewy curve $\gamma_{x_1 \dots x_n y_1 \dots y_n}$ is uniquely determined by a point and a tangent direction. However, unlike the case $n = 1$, when $n \geq 2$ a transverse tangent direction to \mathcal{C} does not correspond to a unique set of intersecting $2n$ hyperplanes, as explained in Corollary 3.7. The proof of this theorem relies on exploiting this non-uniqueness property of the set of such intersecting hyperplanes for any tangent direction transverse to \mathcal{C} . Take a point $p \in N$ and a transverse direction to the contact distribution, $\langle v \rangle \subset T_p N \setminus \mathcal{C}_p$, such that

$$(3.18) \quad \langle v \rangle = \bigcap_{i=1}^n K_i^{\mathcal{D}_1} \cap \bigcap_{i=1}^n K_i^{\mathcal{D}_2} = \bigcap_{i=1}^n \tilde{K}_i^{\mathcal{D}_1} \cap \bigcap_{i=1}^n \tilde{K}_i^{\mathcal{D}_2}.$$

Assuming that $[v] \in \mathbb{P}(T_p N \setminus \mathcal{C}_p)$ is tangent to a Lewy curve, as guaranteed by Corollary 3.7, one has

$$(3.19) \quad \langle v \rangle = \bigcap_{i=1}^n T_p \Sigma_{x_i}^1 \cap \bigcap_{i=1}^n T_p \Sigma_{y_i}^2 = \bigcap_{i=1}^n T_p \Sigma_{\tilde{x}_i}^1 \cap \bigcap_{i=1}^n T_p \Sigma_{\tilde{y}_i}^2$$

for sets of n points $(x_i)_{i=1}^n, (\tilde{x}_i)_{i=1}^n$ in M_1 and $(y_i)_{i=1}^n, (\tilde{y}_i)_{i=1}^n$ in M_2 . It follows that the corresponding Lewy curve can be obtained in two different ways

$$(3.20) \quad \gamma_{x_1 \dots x_n y_1 \dots y_n} = \Sigma_{x_1}^1 \cap \dots \cap \Sigma_{x_n}^1 \cap \Sigma_{y_1}^2 \cap \dots \cap \Sigma_{y_n}^2 = \Sigma_{\tilde{x}_1}^1 \cap \dots \cap \Sigma_{\tilde{x}_n}^1 \cap \Sigma_{\tilde{y}_1}^2 \cap \dots \cap \Sigma_{\tilde{y}_n}^2.$$

The observation above can be extended from directions in $T_p N \setminus \mathcal{C}_p$ to any linear subspace $R \subset T_p N \setminus \mathcal{C}_p$ spanned by open set of transverse directions $[v] \in \mathbb{P}(T_p N \setminus \mathcal{C}_p)$ that are tangent to Lewy curves. As a result, for any $l, k \leq n$, one obtain an open set of linear subspaces $R \subset T_p N \setminus \mathcal{C}_p$ that can be written as

$$(3.21) \quad R = \bigcap_{i=1}^k T_p \Sigma_{x_i}^1 \cap \bigcap_{i=1}^l T_p \Sigma_{y_i}^2.$$

It follows that such a subspace in $T_p N \setminus \mathcal{C}_p$ is tangent to a unique submanifold obtained as an intersection of the form

$$(3.22) \quad \Gamma_{x_1 \dots x_k y_1 \dots y_l} = \Sigma_{x_1}^1 \cap \dots \cap \Sigma_{x_k}^1 \cap \Sigma_{y_1}^2 \cap \dots \cap \Sigma_{y_l}^2.$$

It is straightforward to see that setting $l = 0$ and $k = n$, one obtains

$$(3.23) \quad \Gamma_{x_1 \dots x_n} = \Sigma_{x_1}^1 \cap \dots \cap \Sigma_{x_n}^1 \Rightarrow \pi_2(\Gamma_{x_1 \dots x_n}) = H_{x_1} \cap \dots \cap H_{x_n} = L_{x_1 \dots x_n}$$

where the curves $L_{x_1 \dots x_n} \subset M_2$ are defined in (3.1). The key observation is that the family of curves of the form $L_{x_1 \dots x_n}$ define a path geometry on M_2 . In fact, by our discussion after Definition 3.3, the $(n + 1)$ -dimensional submanifolds $\Gamma_{x_1 \dots x_n} = \pi_2^{-1}(L_{x_1 \dots x_n}) \subset N$ project to such curves on M_2 and are uniquely determined by a tangent direction $\langle u \rangle \subset T_y M_2$. More precisely, taking any $p \in N$ that is a preimage of y i.e. $\pi_2(p) = y$, then the rank $n + 1$ subspace $R = (\pi_2)_*^{-1}(\langle u \rangle) \subset T_p N$ uniquely determines the submanifold $\Gamma_{x_1 \dots x_n}$ which implies that the direction $\langle u \rangle \subset T_y M_2$ uniquely determines the curve $L_{x_1 \dots x_n}$. Analogously, M_1 is equipped with a path geometry. Note that all Lewy curves $\gamma_{x_1 \dots x_n y_1 \dots y_n} = \Gamma_{x_1 \dots x_n} \cap \Gamma_{y_1 \dots y_n}$ project to curves of path geometries on M_1 and M_2 .

Now we prove that the induced path geometries on M_1 and M_2 are flat. It suffices to show for M_1 and the same argument works for M_2 . First we show that the path geometry on M_1 is torsion-free. We shall denote by $(\mathcal{X}_{M_1}, \mathcal{V}_{M_1})$ the associated pair on $Q_{M_1} \subset \mathbb{P}T M_1$. As was shown before all H_y are totally aligned (see Definition 3.13) with respect to curves of the form $L_{y_1 \dots y_n}$, since $L_{y_1 \dots y_n} = \bigcap_{i=1}^n H_{y_i}$. Similarly, any $(n + 1 - k)$ -dimensional manifold

$$H_{y_1 \dots y_k} = H_{y_1} \cap \dots \cap H_{y_k} \subset M_1,$$

where $(y_i)_{i=1}^k$ is in general position, is totally aligned with respect to the path geometry on M_1 .

Given a point $x \in M_1$, take a curve $\gamma = L_{y_1 \dots y_n}$ passing through x and a direction $[v] \in \mathbb{P}T_x M_1$ along which the path geometry on M_1 is defined such that $[v]$ does not coincide with $[\dot{\gamma}(x)] \in \mathbb{P}T_x M_1$. From the discussion above, there is a unique surface Π_R tangent to the plane $R = \langle v, \dot{\gamma} \rangle$ at x , which is totally aligned with the path geometry on M_1 . Consequently, similar to the proof of part (a) in Theorem 3.18, we get that $\Pi_R \subset M_1$ gives rise to a 3-dimensional submanifold $\tilde{\Pi}_R \subset Q_{M_1}$. Intuitively, one has $\tilde{\Pi}_R \subset \mathbb{P}\Pi_R$ as an open subset. If $\mathcal{V}_R \subset \mathcal{V}$ is the fiber of $\tilde{\Pi}_R \rightarrow \Pi_R$, since $\tilde{\Pi}_R$ is totally aligned with respect to the path geometry on M_1 , Definition 2.1 implies

$$(3.24) \quad [\mathcal{V}_R, \mathcal{X}_{M_1}] = T\tilde{\Pi}_R.$$

Using the interpretation of torsion given in Remark 3.19, it follows that \mathcal{V}_R is an eigenspace for the torsion \mathbf{T}_{M_1} of the path geometry $(Q_{M_1}, \mathcal{X}_{M_1}, \mathcal{V}_{M_1})$. As a result, if $n \geq 2$, any 2-plane in an open set of 2-planes defined similarly to R at each tangent space of M_1 is an eigenspace of \mathbf{T}_{M_1} . Since by (2.17) the torsion of a path geometry is trace-free, it follows that $\mathbf{T}_{M_1} = 0$.

To prove flatness of path geometries on M_1 and M_2 , by Theorem 2.11 it remains to show that curvatures \mathbf{C}_{M_1} and \mathbf{C}_{M_2} are zero. Let us only treat M_1 . Having $\mathbf{T}_{M_1} = 0$ for the path geometry on M_1 implies that the $2n$ -dimensional space of paths $S_{M_1} := Q_{M_1}/\mathcal{X}_{M_1}$ has an *almost Grassmannian structure*, also known as a $(n, 2)$ -Segre structure, which means that $TM_1 \cong E \otimes F$ for vector bundles $E \rightarrow M_1$ and $F \rightarrow M_1$ of rank 2 and n , respectively. In [Gro00] it was shown that such structures are defined on the space of paths in torsion-free path geometries and they are additionally *semi-integrable*, also referred to as α -*integrable*, which, using Cartan connection (2.16), means that the Pfaffian system $\mathcal{I}_\alpha = \{\alpha^0, \alpha^1, \dots, \alpha^n\}$ is integrable. The integral manifolds of \mathcal{I}_α are the projection of the n -dimensional vertical fibers of $Q_{M_1} \rightarrow M_1$ to S_{M_1} , whose lift foliate the \mathbb{P}^1 -bundle $\mathbb{P}E \rightarrow M_1$. Additionally, it turns out that the path geometry of para-CR Lewy curves when $n \geq 2$ is also β -*integrable*, i.e. with respect to the Cartan connection (2.16) the Pfaffian system $\mathcal{I}_\beta = \{\alpha^2, \dots, \alpha^n, \beta^2, \dots, \beta^n, \psi_1^2, \dots, \psi_1^n\}$ is integrable. Note that the integral leaves of \mathcal{I}_β are surfaces that foliate the \mathbb{P}^{n-1} -bundle $\mathbb{P}F \rightarrow M_1$. Their β -integrability is due to the fact that at each point $q \in S_{M_1}$ the submanifolds Π_R defined previously are tangent to rank 2 subspaces of the form $\zeta \otimes \mathbb{R}^2$, for all $\zeta \in \mathbb{R}^n$, using the isomorphism $T_q S_{M_1} \cong \mathbb{R}^n \otimes \mathbb{R}^2$. Such surfaces are also referred to as β -*surfaces*. As was shown in [Gro00], Segre structures that are both α -integrable and β -integrable are flat. This fact can be verified by checking the Frobenius condition for \mathcal{I}_β using structure equations (2.16) for torsion-free path geometries, which are found to be equivalent to $C_{jkl}^i = 0$.

Having shown that the induced path geometries on M_1 and M_2 are flat, we now show that the initial para-CR structure on N is flat. Since M_1 has a flat path geometry, it is locally isomorphic to $\mathbb{R}\mathbb{P}^{n+1}$ with its canonical path geometry defined by projective lines. By our discussion above, the hyperplanes $H_x \subset M_1$ have to be totally aligned with the path geometry and, therefore, are the projective hyperplanes. By the discussion in § 2.2, it follows that N is locally isomorphic to the flat model in para-CR geometry.

The last part of the theorem involving chains follows from Proposition 3.21. \square

Proposition 3.21. *Path geometries defined by chains of flat para-CR structures correspond to point equivalence classes of ODE systems (3.17).*

Proof. Although the case $n = 1$ follows from Theorem 4.6, one can also directly see that the pair of ODEs (3.13) for Lewy curves of flat para-CR structures is identical to the pair of ODEs obtained for chains of flat para-CR 3-manifolds in [KM24, Equation (3.12)].

For $n \geq 2$, following the derivation method in [KM24, Section 3.2.1], the system of ODEs for para-CR chains can be obtained, which turn out to be identical to those for Lewy curves in (3.17).

To do so we first recall the Cartan geometric description of chains in para-CR structure following [ČŽ09]. By Theorem 2.12, para-CR structures are encoded by Cartan geometries $(\mathcal{P} \rightarrow N, \phi)$ of type $(\mathrm{PGL}(n+2, \mathbb{R}), P_{1, n+1})$ where the Cartan connection ϕ is a $\mathfrak{sl}(n+2, \mathbb{R})$ -valued 1-form. The grading

of $\mathfrak{sl}(n+2, \mathbb{R})$ that corresponds to $P_{1,n+1}$ is a contact grading

$$\mathfrak{sl}(n+2, \mathbb{R}) = \mathfrak{g}_{-2} \oplus \mathfrak{g}_{-1} \oplus \mathfrak{g}_0 \oplus \mathfrak{g}_1 \oplus \mathfrak{g}_2.$$

As unparametrized curves, chains are defined on N and are the projection of the integral curves of the the vector field $\phi^{-1}(X) \in \Gamma(T\mathcal{P})$ from \mathcal{P} to N , where X is a nonzero element of \mathfrak{g}_{-2} . In particular, it is clear from the definition that chains are transverse to the contact distribution on N . More precisely, let us describe the set of transverse directions to the contact distribution. Let $S \subset P$ be the stabilizer of the line $l \subset \mathfrak{sl}(n+2, \mathbb{R})$ spanned by an element of \mathfrak{g}_{-2} . It follows that $\mathfrak{s} = \mathfrak{g}_0 \oplus \mathfrak{g}_2 \subset \mathfrak{p} = \mathfrak{g}_0 \oplus \mathfrak{g}_1 \oplus \mathfrak{g}_2$ where \mathfrak{s} and \mathfrak{p} are the Lie algebras of S and P , respectively. Moreover, it is straightforward to see that the P -orbit of l , denoted as $P \cdot l \subset \mathfrak{sl}(n+2, \mathbb{R})/\mathfrak{p}$, is the set of all lines in $\mathfrak{sl}(n+2, \mathbb{R})/\mathfrak{p}$ that are not contained in $\mathfrak{g}^{-1}/\mathfrak{p}$ where $\mathfrak{g}^{-1} := \mathfrak{g}_{-1} \oplus \mathfrak{g}_0 \oplus \mathfrak{g}_1 \oplus \mathfrak{g}_2$ and $\mathcal{P} \times_P \mathfrak{g}^{-1}/\mathfrak{p}$ is the contact distribution $\mathcal{C} \subset TN$. Thus, the bundle of directions that are transverse to the contact distribution, i.e. $Q := \mathbb{P}(TN \setminus \mathcal{C})$, can be identified with $\mathcal{P}/S := \mathcal{P} \times_P P/S$. Viewing the Cartan connection $\phi \in \Omega^1(\mathcal{P}, \mathfrak{sl}(n+2, \mathbb{R}))$ as a connection on Q , it gives

$$TQ \cong \mathcal{P} \times_S (\mathfrak{sl}(n+2, \mathbb{R})/\mathfrak{s}).$$

Using the above identification, it follows that the induced path geometry $(Q, \mathcal{V}, \mathcal{X})$ is give by $\mathcal{X} = \nu_*(\phi^{-1}(\mathfrak{g}_{-2}))$ and $\mathcal{V} = \nu_*(\phi^{-1}(\mathfrak{g}_1))$ where $\nu: \mathcal{P} \rightarrow Q$ is the projection.

To relate the Cartan connections of para-CR structures, given by $(\mathcal{P} \rightarrow N, \phi)$ where ϕ is as in (2.16), and that of the path geometry $(\mathcal{G} \rightarrow Q, \psi)$ defined by its chains, where ψ is given by (2.20), using the extension functor [ČŽ09, Section 3.1], consider the natural bundle map $\iota: \mathcal{P} \rightarrow \mathcal{G} := \mathcal{P} \times_S P_{1,2}$, determined by Lie group homomorphism $\iota: S \rightarrow P_{1,2}$ where $P_{1,2} \subset \mathrm{SL}(2n+2, \mathbb{R})$ is the parabolic defined in § 2.1. Then one obtains

$$(3.25) \quad \iota^* \psi = \begin{pmatrix} -\phi_{n+1}^{n+1} - \lambda & \theta_0 & \frac{1}{2}\theta_{n+i} & \frac{1}{2}\theta_i \\ \omega^0 & \phi_{n+1}^{n+1} + \lambda & \frac{1}{2}\omega_{n+i} & -\frac{1}{2}\omega_i \\ \omega^i & \theta^i & \phi_j^i + \lambda\delta_j^i & 0 \\ \omega^{i+n} & -\theta^{n+i} & 0 & -\tilde{\phi}_j^i - \lambda\delta_j^i \end{pmatrix}$$

where $\lambda = \frac{1}{2}\phi_i^i$, $\tilde{\phi}_j^i = \phi_i^j$ and we have used δ_j^i to raise and lower indices in ω^i, θ^i and ω_{n+i} and θ_{n+i} .

Lastly, similar to the observation made in [MS23, Section 6] and [KM24, Proposition 3.2], chains on Q are characteristic curves of the 2-form

$$(3.26) \quad \rho := s^*(\omega^i \wedge \theta_{n+i} - \omega_{i+n} \wedge \theta^i) \in \Omega^2(Q),$$

for any section $s: Q \rightarrow \mathcal{P}$. More precisely, using the Cartan connection $\iota^* \psi$ (3.25), the tangent field of chains are given by $\langle v \rangle$ where $v = \frac{\partial}{\partial s^* \omega^0}$ which is the characteristic direction of ρ , i.e.

$$(3.27) \quad \rho(v) = 0, \quad v \lrcorner d\rho = 0.$$

To compute the 2-form ρ on Q we start with a choice of coordinate system for a flat para-CR structure on N . Recall from Proposition 2.3 that by the local isomorphism $N \cong J^1(\mathbb{R}^n, \mathbb{R})$, one has the following coframe on N

$$\zeta^0 = dz - p_i dt^i, \quad \zeta^i = dt^i, \quad \zeta_{n+i} = dp_i - f_{ij} dt^j,$$

wherein f_{ij} can be set to zero in the case of flat para-CR structures. To relate the coframe above to the entries of ψ in (2.20), it follows that the only non-zero entries are given by

$$(3.28) \quad s^* \omega^0 = \zeta^0, \quad s^* \omega^i = \zeta^i, \quad s^* \omega_{n+i} = \zeta_{n+i}$$

for a section $s: J^1(\mathbb{R}^n, \mathbb{R}) \rightarrow \mathcal{P}$.

To introduce a coordinate system on $Q := \mathbb{P}(TN \setminus \mathcal{C})$, which we identified with \mathcal{P}/S above, we shall first parameterize the fibers of $\mathcal{P} \rightarrow N$ which is the parabolic subgroup $P_{1,n+1} \subset \mathrm{SL}(n+2, \mathbb{R})$.

Writing $P_{1,n+1} = P_0 \rtimes P_+$, where P_0 is the reductive subgroup, referred to as the structure group, and P_+ is the nilpotent normal subgroup, one has $P_0 = \mathrm{GL}(n, \mathbb{R}) \times \mathbb{R}^+$ and

$$(3.29) \quad P_+ = \left\{ B \in \mathrm{SL}(n+2, \mathbb{R}) \left| B = \begin{pmatrix} 1 & q_{i+n} & \frac{1}{2}q^i q_{i+n} + q_0 \\ 0 & \mathrm{Id} & q^i \\ 0 & 0 & 1 \end{pmatrix} \right. \right\}.$$

By the above description of S and that $Q = \mathcal{P}/S$, it follows that Q can be identified with a section $t: Q \rightarrow \mathcal{P}$ given by $P_0 = \mathrm{Id}$ and $q_0 = 0$ in (3.29), as a result of which the parameters (q^i, q_{n+i}) can be taken as the fiber coordinates for the fibration $Q \rightarrow N$. Now we have a coordinate system $(z, t^i, p_i, q^i, q_{n+i})$ on Q .

The next step is to obtain an adapted coframe on Q from the coframe (3.28) on N . Recall that the transformation of the Cartan connection along the fibers of $\mathcal{P} \rightarrow N$ by an action of $g \in P_{1,n+1}$ is given by

$$(3.30) \quad \phi(w) \rightarrow \phi(r_g w) = g^{-1} \phi(w) g + g^{-1} dg.$$

As a result, using the gauge transformation (3.30) and restricting g to the section $t: Q \rightarrow \mathcal{P}$ which we identified with Q , i.e. $P_0 = \mathrm{Id}$ and $q_0 = 0$, one obtains a lift of the adapted coframe (3.28) to Q given by

$$\begin{aligned} t^* \omega^0 &= \zeta^0, & t^* \omega^i &= \zeta^i - q^i \zeta^0, & t^* \omega_{n+i} &= \zeta_{n+i} + q_{n+i} \zeta^0 \\ t^* \theta^i &= dq^i + \frac{1}{2} q^j q_{n+j} (\zeta^i - q^i \zeta^0) - q^i (q^j \zeta_{j+n}) \\ t^* \theta_{n+i} &= dq_{n+i} + \frac{1}{2} q^j q_{n+j} (\zeta_{n+i} + q_{n+i} \zeta^0) - q_{n+i} (q_{n+j} \zeta^j) \end{aligned}$$

Using this adapted coframe, the close 2-form ρ in (3.26) is given by

$$(3.31) \quad \begin{aligned} \rho &= (q_{n+i} dq^i + q^i dq_{n+i}) \wedge dz + q_{i+n} q^i dt^j \wedge dp_j - dp_i \wedge dq^i \\ &\quad + dt^i \wedge dq_{n+i} + p_j dt^j \wedge (q_{n+i} dq^i + q^i dq_{i+n}) \end{aligned}$$

As was mentioned above, chains are the characteristic directions of ρ and since they are transverse to the contact distribution, it follows that they can be expressed as $\langle v \rangle$ where

$$(3.32) \quad v = \partial_z + \frac{q^i}{p_j q^j + 1} \partial_{t^i} + \frac{q_{i+n}}{p_j q^j + 1} \partial_{p_i} + \frac{q^i q_{n+i}}{p_j q^j + 1} (q_{n+k} \partial_{q_{n+k}} - q^k \partial_{q^k})$$

Using the change of variables

$$T^i = \frac{q^i}{p_j q^j + 1}, \quad P_i = \frac{q_{i+n}}{p_j q^j + 1}$$

one obtains

$$v = \partial_z + T^i \partial_{t^i} + P_i \partial_{p_i} + \frac{2P_j T^j}{T^k p_k - 1} P_i \partial_{P_i}$$

Comparing v to the line field X_F in (2.3) defined by a path geometry, it follows that chains are the solution curves of the point equivalence class of ODE system

$$(3.33) \quad (t^i)'' = 0, \quad (p_i)'' = \frac{2(p_j)'(t^j)'}{p_k(t^k)' - 1} (p_i)'. \quad \square$$

Remark 3.22. The point equivalence class of pair of ODEs that corresponds to chains of a flat para-CR 3-manifold, as given in [KM24, Equation (3.12)], coincides with the pair of ODEs (3.13), which by Remark 3.11 is point equivalent to the ODE system (3.33) when $n = 1$. We point out that for an arbitrary analytic para-CR structure, starting from the coframe (3.28) for a set of compatible functions f_{ij} , after obtaining a fully adapted coframe, as in [KM24, Equation (3.7)] in the 3-dimensional case, one can follow the same steps as in the proof of Proposition 3.21 to find the systems of ODEs for its chains. Lastly, we point out that, as we have seen so far, many notions in CR geometry, e.g. chains, Segre family, and Lewy curves, naturally extend to the para-CR setting. It would be interesting to develop a para-CR analogue of the so-called *stationary discs* and their relation to the Segre family (see [BDSL24] for such a relation in the CR case).

Remark 3.23. In the proof of Theorem 3.20, the relation between a flat projective structure on M_1 and flat para-CR structure on N is the special case of the correspondence space construction in [Tak94] where projective structures on a manifold M correspond to certain classes of *partially integrable almost para-CR structure* on $\mathbb{P}T^*M$; also see [Čap05]. When the projective structure is flat, the corresponding almost para-CR structure is the flat para-CR structure as in Theorem 3.20.

4. CARTAN GEOMETRIC DESCRIPTION IN DIMENSION 3

In this section we give a Cartan geometric description of path geometries defined by Lewy curves of a 3-dimensional para-CR structure. Throughout the section $(Q, \mathcal{V}, \mathcal{X})$ is a 3-dimensional path geometry on $N = Q/\mathcal{V}$. We carry out a natural reduction of the principal bundle for such path geometries in §4.1, investigate the cases of zero and nonzero torsion in §4.2 and §4.3.

4.1. Reduction of the principal bundle. In this section we describe a reduction of the principal bundle in Theorem 2.11 which is canonically defined for the path geometry of Lewy curves.

Proposition 4.1. *Given a 3-dimensional path geometry with Cartan data $(\mathcal{G} \rightarrow Q, \psi)$, if it satisfies conditions (a)-(c) in Theorem 3.18 then it has a canonical reduction to a principal B -bundle $\iota: \mathcal{G}_{red} \hookrightarrow \mathcal{G}$, where $B \subset \mathrm{GL}(2, \mathbb{R})$ is the Borel subgroup, over which the following invariant conditions hold*

$$\iota^*A_0 = \iota^*A_2 = 0, \quad \iota^*W_0 = \iota^*W_4 = 0, \quad \iota^*W_2 = \pm 1,$$

and the components of $\iota^*\psi$, as given in (2.16), satisfy

$$\begin{aligned} \iota^*\psi_1^2 &= \iota^*\psi_2^1 = 0, \\ \iota^*\psi_2^2 &\equiv -\iota^*\psi_1^1 \pmod{\{\iota^*\alpha^0, \iota^*\alpha^1, \iota^*\alpha^2\}} \\ \iota^*\nu_1, \iota^*\nu_2 &\equiv 0 \pmod{\{\iota^*\alpha^1, \iota^*\alpha^2\}} \\ \iota^*\mu_1, \iota^*\mu_2 &\equiv 0 \pmod{\{\iota^*\alpha^0, \iota^*\alpha^1, \iota^*\alpha^2, \iota^*\beta^1, \iota^*\beta^2\}} \end{aligned}$$

As a result, the curvature \mathbf{C} of such path geometries, as a binary quartic (2.22), has at least two distinct real roots whose multiplicities are at most two and its torsion \mathbf{T} is either zero or has two distinct real roots.

Proof. The proof is done via a standard application of Cartan's reduction procedure. Recall that a 3D path geometry is a Cartan geometry of type $(\mathrm{PGL}(4, \mathbb{R}), P_{1,2})$ where $P_{1,2} = P_0 \ltimes P_+$ is the stabilizer of a flag of a line inside a plane in \mathbb{R}^4 , $P_0 = \mathbb{R}^* \times \mathrm{GL}(2, \mathbb{R})$ is the reductive subgroup of $P_{1,2}$, referred to as the structure group, and P_+ is the nilpotent normal subgroup of $P_{1,2}$. Parametrically, the structure group P_0 is a block-diagonal matrix expressed as

$$(4.1) \quad P_0 = \left\{ A \in \mathrm{SL}(4, \mathbb{R}) \mid A = \mathrm{diag}\left(\frac{1}{a_{00} \det(\mathbf{H})}, a_{00}, \mathbf{H}\right), \mathbf{H} = \begin{pmatrix} a_{11} & a_{12} \\ a_{21} & a_{22} \end{pmatrix} \right\}$$

and one has

$$(4.2) \quad P_+ = \left\{ B \in \mathrm{SL}(4, \mathbb{R}) \mid B = \begin{pmatrix} 1 & p_0 & p_1 + \frac{1}{2}p_0q_1 & p_2 + \frac{1}{2}p_0q_2 \\ 0 & 1 & q_1 & q_2 \\ 0_{2 \times 1} & 0_{2 \times 1} & & \mathrm{Id}_{2 \times 2} \end{pmatrix} \right\}.$$

By Theorem 3.18, the path geometry gives a splitting $\mathcal{V} = \mathcal{V}_1 \oplus \mathcal{V}_2$. Since the structure group of a 3-dimensional path geometry is $P_0 = \mathbb{R}^* \times \mathrm{GL}(2, \mathbb{R})$, having a splitting reduces P_0 to $(\mathbb{R}^*)^3$ in order for the splitting to be preserved. More precisely, one can choose 1-forms β^1 and β^2 in (2.16) to have the additional coframe adaptation $\mathcal{V}_a = \langle \frac{\partial}{\partial s^* \beta^a} \rangle$ and $\mathcal{X} = \langle \frac{\partial}{\partial s^* \alpha^0} \rangle$ for any section $s: Q \rightarrow \mathcal{G}$. Such adaptation reduces the group parameters a_{12} and a_{21} in (4.1) and results in an inclusion $\iota_1: \mathcal{G}^{(1)} \rightarrow \mathcal{G}$, where $\mathcal{G}^{(1)}$ is a principal $P^{(1)}$ -bundle with $P^{(1)} := (\mathbb{R}^*)^3 \ltimes P_+$. Since the group parameters a_{12} and a_{21} correspond to the entries ψ_2^1 and ψ_1^2 in the Cartan connection (2.16), one obtains that $\iota_1^* \psi_2^1 \equiv \iota_1^* \psi_1^2 \equiv 0$ modulo $\{\iota_1^* \alpha^0, \iota_1^* \alpha^1, \iota_1^* \alpha^2, \iota_1^* \beta^1, \iota_1^* \beta^2\}$, i.e.

$$(4.3) \quad \iota_1^* \psi_2^1 = A_{2i}^1 \alpha^i + B_{2a}^1 \beta^a, \quad \iota_1^* \psi_1^2 = A_{1i}^2 \alpha^i + B_{1a}^2 \beta^a$$

for some functions A_{bi}^a and B_{bc}^a on $\mathcal{G}^{(1)}$.

Furthermore, this adaptation implies $[\mathcal{X}, \mathcal{V}_a] = \langle \frac{\partial}{\partial s^* \alpha^a} \rangle$. As a result, for the rank 3 integrable distributions in Theorem 3.18 one has $\mathcal{B}_a = \ker \mathcal{I}_a$ where $\mathcal{I}_1 := \{\alpha^2, \beta^2\}$ and $\mathcal{I}_2 := \{\alpha^1, \beta^1\}$. Using the structure equations, one immediately obtains that the integrability of $\iota_1^* \mathcal{I}_1$ and $\iota_1^* \mathcal{I}_2$ implies that with respect to this coframe adaptation the following torsion entries in (2.22) vanish:

$$(4.4) \quad \iota_1^* A_0 = 0, \quad \iota_1^* A_2 = 0.$$

Moreover, as a result of differential relations arising from the integrability of $\iota_1^* \mathcal{I}_1$ and $\iota_1^* \mathcal{I}_2$, one obtains

$$(4.5) \quad \iota_1^* W_0 = 0, \quad \iota_1^* W_4 = 0, \quad \iota_1^* \psi_2^1 = A_{21}^1 \alpha^1 + B_{21}^1 \beta^1, \quad \iota_1^* \psi_1^2 = A_{12}^2 \alpha^2 + B_{12}^2 \beta^2.$$

By part (b) of Theorem 3.18 the integrability of \mathcal{K}_1 and \mathcal{K}_2 are required for path geometry of Lewy curves. In order to impose these integrability conditions we first carry out a canonical reduction of $\mathcal{G}^{(1)} \rightarrow Q$ to a principal $P^{(2)}$ -bundle $\iota_2: \mathcal{G}^{(2)} \hookrightarrow \mathcal{G}^{(1)}$ where $P^{(2)} = (\mathbb{R}^*)^3 \times \mathbb{R}$. To do so we first find the action of $P^{(1)}$ on the quantities A_{bk}^a and B_{bc}^a in (4.5) defined on $\mathcal{G}^{(1)}$. In particular, using the parametrization in (4.2) and assuming $a_{12} = a_{21} = 0$, acting by $g \in P^{(1)}$ gives

$$(4.6) \quad \begin{aligned} B_{21}^1(g^{-1}u) &= \frac{a_{22}}{a_{00}} B_{21}^1(u) + q_2 \\ B_{12}^2(g^{-1}u) &= \frac{a_{11}}{a_{00}} B_{12}^2(u) + q_1 \\ A_{21}^1(g^{-1}u) &= a_{00} a_{11} a_{22}^2 A_{21}^1(u) - \frac{a_{22}}{a_{00}} p_0 B_{21}^1(u) - \frac{1}{2} p_0 q_2 + p_2 \\ A_{12}^2(g^{-1}u) &= a_{00} a_{11}^2 a_{22} A_{12}^2(u) - \frac{a_{11}}{a_{00}} p_0 B_{12}^2(u) - \frac{1}{2} p_0 q_1 + p_1 \end{aligned}$$

Infinitesimally, these actions correspond to Bianchi identities

$$(4.7) \quad \begin{aligned} dB_{21}^1 &\equiv (\psi_2^2 - \psi_0^0) B_{21}^1 + \nu_2 \\ dB_{12}^2 &\equiv (\psi_1^1 - \psi_0^0) B_{12}^2 + \nu_1 \\ dA_{21}^1 &\equiv (\psi_0^0 + \psi_1^1 + 2\psi_2^2) A_{21}^1 - B_{21}^1 \mu_0 + \mu_2 \\ dA_{12}^2 &\equiv (\psi_0^0 + 2\psi_1^1 + \psi_2^2) A_{12}^2 - B_{12}^2 \mu_0 + \mu_1 \end{aligned}$$

modulo $\{\iota_1^* \alpha^0, \iota_1^* \alpha^1, \iota_1^* \alpha^2, \iota_1^* \beta^1, \iota_1^* \beta^2\}$. As a result, the sub-bundle $\iota_2: \mathcal{G}^{(2)} \hookrightarrow \mathcal{G}^{(1)}$ given by

$$(4.8) \quad \mathcal{G}^{(2)} = \{u \in \mathcal{G}^{(1)} \mid B_{21}^1(u) = B_{12}^2(u) = A_{21}^1(u) = A_{12}^2(u) = 0\}$$

is well-defined as a principal $P^{(2)}$ -bundle where $P^{(2)} \cong (R^*)^3 \times \mathbb{R}$. In terms of parametrizations (4.1) and (4.2) for $P_{1,2} = P_0 \times P_+$, one can express $P^{(2)} \subset P_{1,2}$ as $a_{12} = a_{21} = p_1 = p_2 = q_1 = q_2 = 0$.

As a result, the integrability of Pfaffian systems

$$\mathcal{I}_3 = \text{Ann} \mathcal{K}_1 = \text{Ker}\{\iota_2^* \circ \iota_1^* \alpha^0, \iota_2^* \circ \iota_1^* \alpha^1\}, \quad \mathcal{I}_4 = \text{Ann} \mathcal{K}_2 = \text{Ker}\{\iota_2^* \circ \iota_1^* \alpha^0, \iota_2^* \circ \iota_1^* \alpha^2\}$$

on $\mathcal{G}^{(2)}$ is well-defined. It is matter of straightforward computation to show that if \mathcal{I}_3 and \mathcal{I}_4 are integrable on $\mathcal{G}^{(2)}$ then

$$(4.9) \quad d\alpha^0 \equiv W_2 \alpha^1 \wedge \alpha^2 \quad \text{mod } \{\alpha^0\},$$

wherein we have suppressed the pull-backs. Consequently, condition (c) in Theorem 3.18 implies that on $\mathcal{G}^{(2)}$ one has

$$(4.10) \quad W_2 \neq 0$$

which combined with (4.5) shows that the quartic \mathbf{C} has at least two real roots whose multiplicity is at most two.

Lastly, using (4.10), there is a third reduction of the structure bundle to a principal $P^{(3)}$ -bundle $\iota_3: \mathcal{G}^{(3)} \hookrightarrow \mathcal{G}^{(2)}$ where $P^{(3)} = (\mathbb{R}^*)^2 \times \mathbb{R} \cong B$, and $B \subset \text{GL}(2, \mathbb{R})$ is the Borel subgroup, defined as

$$(4.11) \quad \mathcal{G}^{(3)} = \{u \in \mathcal{G}^{(2)} \mid W_2(u) = \pm 1\}.$$

The action of $P^{(2)}$ on W_2 is given by

$$(4.12) \quad W_2(g^{-1}u) = a_{11}^2 a_{22}^2 W_2(u).$$

Thus, depending on the sign of W_2 , one can normalize it to ± 1 . From now on we assume $W_2 > 0$ since the case $W_2 < 0$ can be treated identically. See Remark 4.2 for the difference of outcome in these two cases which has to do with the sign of the induced almost para-complex structure on $\mathcal{C} \subset TN$. It follows that $\mathcal{G}^{(3)} \rightarrow Q$ is a principal $P^{(3)}$ -bundle where $P^{(3)} = (\mathbb{R}^*)^2 \ltimes \mathbb{R} \cong B$ and $B \subset \mathrm{GL}(2, \mathbb{R})$ is the Borel subgroup. In terms of the parametrization (4.1), $B \subset P$ is given by $a_{12} = a_{21} = q_1 = q_2 = p_1 = p_2 = 0$ and $a_{22} = 1/a_{11}$.

On $\mathcal{G}^{(3)}$ one obtains that $\iota_3^*(\psi_2^2 + \psi_1^1)$ is semi-basic with respect to the fibration $\mathcal{G}^{(3)} \rightarrow Q$. This finishes the proof where $\mathcal{G}_{red} := \mathcal{G}^{(3)}$ and $B = (\mathbb{R}^*)^2 \ltimes \mathbb{R}$ and $\iota := \iota_3 \circ \iota_2 \circ \iota_1$. The full structure equations for the $\{e\}$ -structures $\iota^*\psi$ on \mathcal{G}_{red} is given in (A.1) for some quantities x_i 's on \mathcal{G}_{red} where

$$\iota^*\psi_2^2 = -\iota^*\psi_1^1 + 4\iota^*x_{15}\alpha^0 + 4\iota^*x_{11}\alpha^1 - 4\iota^*x_{12}\alpha^2.$$

□

Remark 4.2. Note that in the case of complex para-CR structures, the reality condition for the roots of \mathbf{C} in Proposition 4.1 will not longer hold. Moreover, the sign of W_2 determines the sign of the corresponding almost para-complex structure on the contact distribution $\mathcal{C} = \mathcal{D}_1 \oplus \mathcal{D}_2$ via the splitting $\mathcal{V} = \mathcal{V}_1 \oplus \mathcal{V}_2$ in 3D path geometry $(Q, \mathcal{V}, \mathcal{X})$ equipped with reduction $\mathcal{G}^{(2)} \rightarrow Q$, where $\mathcal{D}_i = \tau_* \langle \frac{\partial}{\partial \alpha^i} \rangle = \tau_* \langle [\mathcal{X}, \mathcal{V}_i] \rangle$. More precisely, by (4.9), $W_2 > 0$ implies that \mathcal{D}_1 and \mathcal{D}_2 are $+1$ and -1 eigenspaces of the almost para-complex structure, respectively, and that the orientation of the solution curves of the path geometry coincides with the coorientation of the contact distribution. Changing the orientation of \mathcal{V} , one obtains $W_2 < 0$ and \mathcal{D}_1 and \mathcal{D}_2 become -1 and $+1$ eigenspaces of the almost para-complex structure, respectively. As a result, locally, the initial path geometry determines the almost para-complex structure up to a sign. See also Corollary 4.12

Remark 4.3. We point out that the principal B -bundle $(\mathcal{G}_{red} \rightarrow Q, \iota^*\psi)$ does not define a Cartan geometry, as can be seen from the non-horizontal 2-forms in the structure equation for $d\mu_0$ in (A.1). However the principal $\mathbb{R}^* \times B$ -bundle $(\mathcal{G}^{(2)} \rightarrow Q, (\iota_2 \circ \iota_1)^*\psi)$ does define a Cartan geometry. In other words, the third reduction that involves the normalization of W_2 to ± 1 breaks the equivariance. It is a matter of straightforward computation to show that if one requires $(\mathcal{G}_{red} \rightarrow Q, \iota^*\psi)$ to be a Cartan geometry, i.e. $x_{11} = x_{12} = x_{15} = 0$, then the path structure is torsion-free, which is the case treated in Proposition 4.5.

Remark 4.4. In the language of [MS23], $(\mathcal{G}^{(2)} \rightarrow Q, (\iota_2 \circ \iota_1)^*\psi)$ defines an *orthopath geometry* since the conformal class of the 2-form $\rho = \alpha^1 \wedge \beta^2 + \alpha^2 \wedge \beta^1 \in \Omega^2(\mathcal{G}^{(2)})$ is well-defined and satisfies

$$d\rho = -2(\psi_1^1 + \psi_2^2) \wedge \rho + A_1 \alpha^0 \wedge \alpha^1 \wedge \alpha^2.$$

As a result, such structures define a *variational orthopath geometry*, i.e. $d\rho \equiv 0$ modulo $\{\rho\}$ if and only if they are torsion-free which is treated in the next section.

4.2. Path geometry of Lewy curves: torsion-free case. As already mentioned in Remarks 4.3 and 4.4, torsion-free path geometries defined by Lewy curves are very special. In fact, we have the following characterization.

Proposition 4.5. *Let $(Q, \mathcal{V}, \mathcal{X})$ be a path geometry on $N = Q/\mathcal{V}$ satisfying conditions (a)-(c) of Theorem 3.18. Then the following are equivalent:*

- (1) *The torsion of $(Q, \mathcal{V}, \mathcal{X})$ is zero.*
- (2) *The curvature of $(Q, \mathcal{V}, \mathcal{X})$ has 2 distinct real roots of multiplicity 2.*
- (3) *$(Q, \mathcal{V}, \mathcal{X})$ is locally equivalent to chains of a flat para-CR structure.*

Proof. Let us show (1) \rightarrow (2). Using the $\{e\}$ -structure obtained in Proposition 4.1 and its structure equations (A.1), it follows that there is only one fundamental invariant which is the structure function A_1 . Moreover, using our convention § 1.3 for coframe differentiation, one obtains differential relations

$$(4.13) \quad W_3 = -\frac{1}{6}A_{1,2221}, \quad W_1 = \frac{1}{6}A_{1,1112}.$$

Thus, $A_1 = 0$ implies $W_1 = W_3 = 0$, which combined with $W_0 = W_4 = 0$ from (4.5), gives (2).

To show (2) \rightarrow (1) we note that the conditions $W_1 = W_3 = 0$ are invariantly defined on \mathcal{G}_{red} . Assuming $W_1 = W_3 = 0$, it is a matter of tedious but straightforward calculations to show that the identities arising from $d^2 = 0$ and their resulting differential consequences (in fact three iterations are needed) imply $A_1 = 0$.

Showing (1) \leftrightarrow (3) is done using elementary computations and the characterization of chains in [KM24, Theorem 1.1]. Starting from (1), one knows from (2) that the curvature has two distinct real roots of multiplicity 2 and can check that all necessary and sufficient conditions in [KM24, Theorem 1.1] are satisfied, e.g. the 2-form ρ in Remark 4.4 on $\mathcal{G}^{(3)} \rightarrow N$ is closed. Furthermore, by [ČŽ09, KM24], chains of a para-CR 3-manifold are torsion-free if and only if the para-CR structure is flat. Conversely, starting from (3), by Example 3.10 and Proposition 3.21, the point equivalence class of pair of ODEs for chains and Lewy curves in flat para-CR 3-manifolds coincide, which, as mentioned before, define torsion-free path geometries. \square

Theorem 4.6. *A path geometry defined by Lewy curves of a 3-dimensional para-CR structure arises as chains of some (para-)CR 3-manifold if and only if it is flat, in which case its Lewy curves and chains coincide.*

Proof. This follows from Proposition 4.5 and the fact that the curvature of 3-dimensional path geometry of chains of a (para-)CR structure always has two distinct real roots of multiplicity two (see [KM24, Theorem 1.1]). Since the roots are real, Lewy curves can only coincide with chains of a flat para-CR 3-manifold. \square

4.3. Path geometry of Lewy curves: non-zero torsion case. Having treated the case of torsion-free path geometries, we proceed to the case of non-zero torsion. Note that in the statements in the section, the reality conditions on the roots of torsion and curvature of 3-dimensional path geometries only hold in the real setting.

Proposition 4.7. *A 3-dimensional path geometry with non-zero torsion satisfies conditions (a)-(c) in Theorem 3.18 if and only if*

- (1) *The torsion \mathbf{T} has two distinct real roots and the quartic \mathbf{C} has at least two distinct real roots and at most one real root of multiplicity two.*
- (2) *There is a reduction $\iota: \mathcal{G}_{red} \rightarrow \mathcal{G}$ characterized as in Proposition 4.1 such that the Pfaffian systems $\iota^*\mathcal{I}_1, \iota^*\mathcal{I}_2, \iota^*\mathcal{I}_3, \iota^*\mathcal{I}_4$ are integrable where*

$$(4.14) \quad \mathcal{I}_1 = \{\alpha^1, \beta^1\}, \quad \mathcal{I}_2 = \{\alpha^2, \beta^2\}, \quad \mathcal{I}_3 = \{\alpha^1, \alpha^0\}, \quad \mathcal{I}_4 = \{\alpha^2, \alpha^0\}.$$

Defining $\tilde{M}_2, \tilde{M}_1, M_1, M_2$ to be the local leaf spaces of $\mathcal{I}_1, \mathcal{I}_2, \mathcal{I}_3, \mathcal{I}_4$, respectively, the corresponding double fibrations

$$(4.15) \quad M_1 \leftarrow N \rightarrow M_2, \quad M_1 \leftarrow N \rightarrow \tilde{M}_2, \quad \tilde{M}_1 \leftarrow N \rightarrow M_2,$$

define para-CR structures $(N, \mathcal{D}_1, \mathcal{D}_2)$, $(N, \tilde{\mathcal{D}}_1, \mathcal{D}_2)$ and $(N, \mathcal{D}_1, \tilde{\mathcal{D}}_2)$ as in Proposition 3.17. Moreover, the fundamental invariants of the path geometry $(N, \mathcal{D}_1, \mathcal{D}_2)$ depend on the 6th jet of A_1 and the fundamental invariants of the other two path geometries depend on the 5th jet of A_1 .

Proof. The proof of the first part of the proposition directly follows from Theorem 3.18 and Propositions 4.1 and 4.5. As a result, the surfaces $\tilde{M}_2, \tilde{M}_1, M_1$ and M_2 , corresponding to para-CR structures in Proposition 3.17, are the leaf spaces of $\mathcal{I}_1, \mathcal{I}_2, \mathcal{I}_3$ and \mathcal{I}_4 , respectively. The last part of the proposition is shown by direct computation using structure equations (A.1) as outlined below.

Let us define N to be the leaf space of the Pfaffian system $\{\alpha^0, \alpha^1, \beta^1\}$ with double fibration $M_1 \leftarrow N \rightarrow \tilde{M}_2$. By structure equations (A.1) one has

$$\begin{aligned} d\alpha^1 &\equiv -(\phi_1^1 + 2\phi_2^2) \wedge \alpha^1 + \alpha^0 \wedge \beta^1 \\ d\alpha^0 &\equiv -(2\phi_2^2 + \phi_1^1) \wedge \alpha^0 \quad \text{mod } \{\alpha^1\} \\ d\beta^1 &\equiv -(\phi_2^2 - \phi_1^1) \wedge \beta^1 \quad \text{mod } \{\alpha^1\}. \end{aligned}$$

where

$$(4.16) \quad \phi_1^1 = \frac{4}{3}(x_{11}\alpha^1 - x_{12}\alpha^2 + x_{15}\alpha^0) + \psi_0^0 - \frac{1}{3}\psi_1^1 \quad \phi_2^2 = \frac{4}{3}(x_{11}\alpha^1 - x_{12}\alpha^2 + x_{15}\alpha^0) + \frac{2}{3}\psi_1^1.$$

Using the structure equations (A.1), the Cartan connection (2.21) for the induced 2-dimensional path geometry on the 2-dimensional leaf space M_1 of the Pfaffian system $\{\alpha^1, \alpha^0\}$ is given below wherein ϕ_1^1 and ϕ_2^2 are given as in (4.16) and

$$(4.17) \quad \phi = \begin{pmatrix} -\phi_1^1 - \phi_2^2 & \theta_2 & \theta_0 \\ \alpha^0 & \phi_1^1 & \theta_1 \\ \alpha^1 & \beta^1 & \phi_2^2 \end{pmatrix} \quad \begin{cases} \theta_2 = -x_{18}\alpha^2 - \frac{5}{3}x_{4}\alpha^1 - A_1\alpha^0 + \mu_0, \\ \theta_1 = \frac{4}{3}W_1\alpha^1 + \alpha^2, \\ \theta_0 = 8x_{15}\alpha^2 - \frac{8}{3}x_{14}\alpha^1 - \frac{16}{3}x_4\alpha^0 - \frac{4}{3}W_1\beta^1 - \beta^2, \end{cases}$$

and the fundamental invariants are

$$(4.18) \quad P_1 = \frac{4}{3}A_1A_{1;\underline{121}} - \frac{4}{9}A_{1;\underline{1}}A_{1;\underline{12}} + 2A_{1;1} - \frac{2}{3}A_{1;\underline{10}}, \quad Q_1 = \frac{2}{9}A_{1;\underline{11121}}$$

which implies P_1 and Q_1 depend on the 3rd and 5th jets of A_1 , respectively.

Similarly, the leaf space of $\{\alpha^0, \alpha^2, \beta^2\}$ corresponds to the 2D path geometry on the 2-dimensional leaf space M_2 of the Pfaffian system $\{\alpha^0, \alpha^2\}$. The Cartan connection (2.21) for this 2-dimensional path geometry can be obtained analogously wherein $\omega^0 = \alpha^2, \omega^1 = \alpha^0, \omega^2 = \beta^2$ and its fundamental invariants are given as

$$P_1 = -\frac{4}{3}A_1A_{1;\underline{212}} + \frac{2}{3}A_{1;\underline{2}}A_{1;\underline{21}} - 2A_{1;2} + \frac{2}{3}A_{2;20}, \quad Q_1 = \frac{2}{9}A_{1;\underline{22212}}.$$

Lastly, as was shown previously, the leaf space of the Pfaffian system $\{\alpha^0, \alpha^1, \alpha^2\}$ corresponds to a 2-dimensional path geometry on the 2-dimensional leaf space of $\{\alpha^0, \alpha^1\}$ for which one can find the Cartan connection (2.21) wherein $\omega^0 = \alpha^0, \omega^1 = \alpha^1$ and $\omega^2 = \alpha^2$. The expression for the fundamental invariants of this path geometry are much longer than the other two cases and will not be provided here. However, it can be checked that the fundamental invariants P_1 and Q_1 in this case depend on the 6th jet of A_1 . \square

As discussed in Proposition 4.5, if \mathbf{C} has two distinct real roots of multiplicity two then the path geometry arises as chains of the flat para-CR geometry. In order to rule out the possibility of repeated real roots when torsion is nonzero, we first show the following wherein para-CR structures are viewed as 2-dimensional path geometries, as explained in Remark 2.6.

Proposition 4.8. *Given a path geometry satisfying conditions (a)-(c) in Theorem 3.18, if the curvature has a repeated root of multiplicity 2 then the 2D path geometry induced on M_1 is either a projective or co-projective structure, as defined in Definition 2.17.*

Proof. Similarly to the proof (2) \rightarrow (1) in Proposition 4.5, the proof is done by direct computation by setting either $W_1 = 0$ or $W_3 = 0$ and checking $d^2 = 0$ and its differential consequences. \square

Now we can state a Cartan geometric version of Theorem 3.18.

Corollary 4.9. *A 3D path geometry with non-zero torsion is defined by Lewy curves of a para-CR structure if and only if*

- (1) *The quadric \mathbf{T} has two distinct real roots and the quartic \mathbf{C} has at least two distinct real roots and no repeated roots.*
- (2) *After the natural reduction $\iota: \mathcal{G}_{red} \rightarrow \mathcal{G}$ described in Proposition 4.1, the Pfaffian systems $\iota^*\mathcal{I}_1, \iota^*\mathcal{I}_2, \iota^*\mathcal{I}_3, \iota^*\mathcal{I}_4$ given in (4.14) are integrable*
- (3) *The triple of para-CR geometries $(N, \mathcal{D}_1, \mathcal{D}_2), (N, \tilde{\mathcal{D}}_1, \mathcal{D}_2)$ and $(N, \mathcal{D}_1, \tilde{\mathcal{D}}_2)$ in Proposition 4.7 with double fibrations (4.15) are equivalent.*

Proof. Using Proposition 4.7, it is clear that condition (3) is equivalent to condition (d) in Theorem 3.18 and conditions (a)-(c) in Theorem 3.18 are equivalent to conditions (1) and (2) in Proposition 4.7. The only difference is between condition (1) in Corollary 4.9 and condition (1) in Proposition 4.7. In other words, we only need to show that the binary quartic \mathbf{C} cannot have a repeated root. Using

the reduction in Proposition 4.1, a repeated root of the quartic \mathbf{C} has at most multiplicity two and is either at zero or at infinity. Assume $W_0 = W_1 = W_4 = 0$, i.e. \mathbf{C} has a repeated root at zero. Using relation (4.13), one obtains that Q_1 in (4.18) vanishes. Thus, by Theorem 2.13 and our discussion after Proposition 2.15 about vanishing of Q_1 , the double fibration $M_1 \leftarrow N \rightarrow \tilde{M}_2$, arising from the 2D path geometry $(N, \tilde{\mathcal{D}}_1, \mathcal{D}_2)$ in Proposition 4.7, induces a projective structure on M_1 (see Definition 2.17.) Moreover, as in the proof of Proposition 4.8, direct computation shows if $W_0 = W_1 = W_4 = 0$, then the double fibration $M_1 \leftarrow N \rightarrow M_2$ arising from the path geometry $(N, \mathcal{D}_1, \mathcal{D}_2)$ induces a co-projective structure on M_1 . However, in path geometry of Lewy curves the triple of path geometries defined by N are always equivalent. This implies that the induced path geometry on M_1 is both projective and co-projective and, therefore, has to be locally flat. As a result, by Proposition 4.5 the path geometry of Lewy curves is torsion-free. Hence, if a path geometry defined by Lewy curves has non-zero torsion, then the quartic \mathbf{C} cannot have a repeated root at zero. Similarly, the case $W_0 = W_3 = W_4 = 0$ is treated which finished the proof. \square

As mentioned in the proof of Corollary 4.9, the last part of condition (1), which states that the quartic cannot have any repeated root, follows from condition (3). Nevertheless, we have included it in condition (1) since as a necessary condition it can be checked easily. Also, the condition that the quadric \mathbf{T} has two distinct real roots follows from condition (2), but we have included it as a necessary condition for the same reason. Note that unlike conditions (1) and (2), in general it is not easy to check condition (3) in Corollary 4.9 for a pair of path geometries

Remark 4.10. Let us point out that applying Cartan-Kähler machinery to the structure equations (A.1), one obtains that the local generality of such path geometries depends on 3 functions of 3 variables. This agrees with a similar computation for chains of para-CR structures (see [KM24, Remark 3.12]).

Remark 4.11. The leaf space of the Pfaffian systems $\mathcal{I}_1 = \{\alpha^0, \alpha^1, \beta^1\}$ and $\mathcal{I}_2 = \{\alpha^0, \alpha^2, \beta^2\}$ in the 5-manifold Q can be identified with any of the leaves of the Pfaffian systems $\mathcal{J}_1 = \{\alpha^2, \beta^2\}$ and $\mathcal{J}_2 = \{\alpha^1, \beta^1\}$, respectively, and the induced path geometries are equivalent. This is clear from the obtained Cartan connection in the proof of Corollary 4.9. For instance, setting $\alpha^2 = 0$ and $\beta^2 = 0$ amounts to restricting to a leaf of \mathcal{J}_1 and thus the Cartan connection of the induced 2D path geometry for this leaf is given as (4.17) by setting $\alpha^2 = 0$ and $\beta^2 = 0$.

Now we can show that the path geometry Lewy curves in dimension three allows one to recover the para-CR structure up to a contact automorphism or anti-automorphism. An anti-automorphism of a para-CR structure $(N, \mathcal{D}_1, \mathcal{D}_2)$ is a map $f: N \rightarrow N$, such that $f_*(\mathcal{D}_1) = \mathcal{D}_2$ and $f_*(\mathcal{D}_2) = \mathcal{D}_1$, i.e. it changes the sign of the almost para-complex structure on the contact distribution. The same statement has been shown for chains of CR and para-CR structures [Che88, ČŽ09]. The difference between chains and Lewy curves is the fact that the (para-)complex structure is recovered via the curvature of the path geometry of (para-)CR chains, unlike the path geometry of Lewy curves where the para-complex structure is determined via its torsion, as explained below.

Corollary 4.12. *The path geometry of para-CR Lewy curves in dimension three determine the underlying para-CR structure up to the sign of the almost para-complex structure.*

Proof. By Theorem 3.18 Lewy curves determine the splitting of the contact distribution $\mathcal{C} = \mathcal{D}_1 \oplus \mathcal{D}_2$, up to the order of \mathcal{D}_1 and \mathcal{D}_2 . Indeed, if a diffeomorphism $\phi: N \rightarrow N$ preserves Lewy curves then its lift $j^1\phi: \mathbb{P}TN \rightarrow \mathbb{P}TN$ establishes equivalence of the corresponding pair $(\mathcal{X}, \mathcal{V})$ on Q . In particular, the tangent mapping $(j^1\phi)_*$ preserves the torsion \mathbf{T} up to a scale, as it is a relative invariant. If the torsion is zero, then by Proposition 4.5, the underlying para-CR structure is flat. Otherwise, by Remark 3.19, $(j^1\phi)_*$ preserves eigenspaces of \mathbf{T} on Q up to the sign of the eigenvalues. By part (a) of Proposition 4.7, the eigenspaces are one dimensional and consequently, the splitting $\mathcal{V} = \mathcal{V}_1 \oplus \mathcal{V}_2$ is unique, up to the order of eigenspaces which recovers the splitting $\mathcal{C} = \mathcal{D}_1 \oplus \mathcal{D}_2$ up to the order of \mathcal{D}_1 and \mathcal{D}_2 . \square

APPENDIX

The structure equations for path geometries after carrying out reductions on the 8-dimensional principal B -bundle $\mathcal{G}_{red} \rightarrow Q$ in Proposition 4.1 is given by

$$\begin{aligned}
d\alpha^2 &= (\psi_1^1 - \psi_0^0) \wedge \alpha^2 + \alpha^0 \wedge \beta^2 - 8x_{15}\alpha^0 \wedge \alpha^2 - 8x_{11}\alpha^1 \wedge \alpha^2 \\
d\alpha^1 &= (\psi_1^1 - \psi_0^0) \wedge \alpha^1 + \alpha^0 \wedge \beta^1 - 4x_{15}\alpha^0 \wedge \alpha^1 - 4x_{12}\alpha^1 \wedge \alpha^2 \\
d\alpha^0 &= -2\psi_0^0 \wedge \alpha^0 + \alpha^1 \wedge \alpha^2 + 4x_{11}\alpha^0 \wedge \alpha^1 - 4x_{12}\alpha^0 \wedge \alpha^2 \\
d\beta^2 &= (\psi_0^0 + \psi_1^1) \wedge \beta^2 - \alpha^2 \wedge \mu_0 + A_1\alpha^0 \wedge \alpha^2 + x_4\alpha^1 \wedge \alpha^2 \\
&\quad - 4x_{15}\alpha^0 \wedge \beta^2 - 4x_{11}\alpha^1 \wedge \beta^2 + 4x_{12}\alpha^2 \wedge \beta^2 \\
d\beta^1 &= (\psi_0^0 - \psi_1^1) \wedge \beta^1 - \alpha^1 \wedge \mu_0 - A_1\alpha^0 \wedge \alpha^1 + x_{18}\alpha^1 \wedge \alpha^2 \\
(A.1) \quad d\psi_0^0 &= -\frac{1}{2}\alpha^2 \wedge \beta^1 + \frac{1}{2}\alpha^1 \wedge \beta^2 - W_1\alpha^1 \wedge \beta^1 + W_3\alpha^2 \wedge \beta^2 \\
&\quad + x_4\alpha^0 \wedge \alpha^1 - x_{18}\alpha^0 \wedge \alpha^2 - \alpha^0 \wedge \mu_0 + 2x_{15}\alpha^1 \wedge \alpha^2 \\
d\psi_1^1 &= \frac{3}{2}\alpha^1 \wedge \beta^2 + \frac{3}{2}\alpha^2 \wedge \beta^1 + 3W_1\alpha^1 \wedge \beta^1 + W_3\alpha^2 \wedge \beta^2 \\
&\quad - 6x_4\alpha^0 \wedge \alpha^1 - 2x_{18}\alpha^0 \wedge \alpha^2 - 6x_{15}\alpha^1 \wedge \alpha^2 \\
d\mu_0 &= 2\psi_0^0 \wedge \mu_0 - \beta^1 \wedge \beta^2 + x_1\alpha^0 \wedge \alpha^1 + x_7\alpha^0 \wedge \alpha^2 + x_{16}\alpha^1 \wedge \alpha^2 \\
&\quad + 3x_4\alpha^0 \wedge \beta^1 + x_{14}\alpha^1 \wedge \beta^1 - 5x_{15}\alpha^2 \wedge \beta^1 - 3x_{18}\alpha^0 \wedge \beta^2 + 5x_{15}\alpha^1 \wedge \beta^2 \\
&\quad - x_3\alpha^2 \wedge \beta^2 + 4x_{15}\alpha^0 \wedge \mu_0 - 4x_{12}\alpha^2 \wedge \mu_0 + 4x_{11}\alpha^1 \wedge \mu_0
\end{aligned}$$

for some functions $x_1, \dots, x_{18}, A_1, W_1, W_3$ on \mathcal{G}_{red} .

Acknowledgments. The starting point of this article was several discussions that Maciej Dunajski initiated with the authors about his work on the dancing construction. The authors would like to thank him for his encouragement and sharing his ideas.

WK was partially supported by the grant 2019/34/E/ST1/00188 from the National Science Centre, Poland. OM received partial funding from the Norwegian Financial Mechanism 2014-2021 with project registration number 2019/34/H/ST1/00636. OM gratefully acknowledges partial support by the grant PID2020-116126GB-I00 provided via the Spanish Ministerio de Ciencia e Innovación MCIN/AEI/10.13039/50110001103 as well as partial funding from the Norwegian Financial Mechanism 2014-2021 (project registration number 2019/34/H/ST1/00636), the Tromsø Research Foundation (project ‘‘Pure Mathematics in Norway’’), and the UiT Aurora project MASCOT. The EDS calculations are done using Jeanne Clelland’s `Cartan` package in Maple.

REFERENCES

- [BDSL24] F. Bertrand, G. Della Sala, and B. Lamel. Extremal discs and Segre varieties for real-analytic hypersurfaces in \mathbb{C}^2 . *To appear in Proc. AMS*, 2024. 25
- [BER99] M. S. Baouendi, P. Ebenfelt, and L. P. Rothschild. *Real submanifolds in complex space and their mappings*, volume 47 of *Princeton Mathematical Series*. Princeton University Press, Princeton, NJ, 1999. 6
- [BHLN18] G. Bor, L. Hernández Lamonedá, and P. Nurowski. The dancing metric, G_2 -symmetry and projective rolling. *Trans. Amer. Math. Soc.*, 370(6):4433–4481, 2018. 16
- [Bry97] R. L. Bryant. Projectively flat Finsler 2-spheres of constant curvature. *Selecta Math. (N.S.)*, 3(2):161–203, 1997. 6
- [Čap05] A. Čap. Correspondence spaces and twistor spaces for parabolic geometries. *J. Reine Angew. Math.*, 582:143–172, 2005. 10, 26
- [Car24] E. Cartan. Sur les variétés à connexion projective. *Bull. Soc. Math. France*, 52:205–241, 1924. 9
- [Car33] E. Cartan. Sur la géométrie pseudo-conforme des hypersurfaces de l’espace de deux variables complexes. *Ann. Mat. Pura Appl.*, 11(1):17–90, 1933. 2
- [Che75] S.-S. Chern. On the projective structure of a real hypersurface in C_{n+1} . *Math. Scand.*, 36:74–82, 1975. 2
- [Che88] J. H. Cheng. Chain-preserving diffeomorphisms and CR equivalence. *Proc. Amer. Math. Soc.*, 103(1):75–80, 1988. 4, 31
- [CM74] S.-S. Chern and J. K. Moser. Real hypersurfaces in complex manifolds. *Acta Math.*, 133:219–271, 1974. 1

- [ČS09] A. Čap and J. Slovák. *Parabolic geometries. I*, volume 154 of *Mathematical Surveys and Monographs*. American Mathematical Society, Providence, RI, 2009. Background and general theory. 6
- [ČŽ09] A. Čap and V. Žádník. On the geometry of chains. *Journal of Differential Geometry*, 82(1):1–33, 2009. 4, 23, 24, 29, 31
- [DMT20] B. Doubrov, A. Medvedev, and D. The. Homogeneous integrable Legendrian contact structures in dimension five. *J. Geom. Anal.*, 30(4):3806–3858, 2020. 6, 9, 10
- [Dun22] M. Dunajski. Twistor theory of dancing paths. *SIGMA. Symmetry, Integrability and Geometry: Methods and Applications*, 18:027, 2022. 16
- [Far80] J. J. Faran. Segre families and real hypersurfaces. *Invent. Math.*, 60(2):135–172, 1980. 2
- [Far81] J. J. Faran. Lewy’s curves and chains on real hypersurfaces. *Trans. Amer. Math. Soc.*, 265(1):97–109, 1981. 2, 4
- [Fel95] M. E. Fels. The equivalence problem for systems of second-order ordinary differential equations. *Proc. London Math. Soc. (3)*, 71(1):221–240, 1995. 9
- [Gro00] D. A. Grossman. Torsion-free path geometries and integrable second order ODE systems. *Selecta Math. (N.S.)*, 6(4):399–442, 2000. 9, 23
- [KM21] W. Kryński and O. Makhmali. The Cayley cubic and differential equations. *The Journal of Geometric Analysis*, 31:6219–6273, 2021. 21
- [KM24] W. Kryński and O. Makhmali. A characterization of chains in dimension three. *To appear in Ann. Sc. Norm. Super. Pisa Cl. Sci.*, 2024. 2, 4, 16, 23, 24, 25, 29, 31
- [Mak16] O. Makhmali. *Differential Geometric Aspects of Causal Structures*. PhD thesis, McGill University, 2016. 16
- [MS23] O. Makhmali and K. Sagerschnig. Parabolic quasi-contact cone structures with an infinitesimal symmetry. *arXiv preprint arXiv:2302.02862*, 2023. 24, 28
- [Seg31a] B. Segre. *Intorno al problema di Poincaré della rappresentazione pseudoconforme*. Mem. della R. Acc. d’It., 1931. 2
- [Seg31b] B. Segre. Questioni geometriche legate colla teoria delle funzioni di due variabili complesse. *Rendic. del Seminario Mat. della R. Università di Roma*, 7:59–107, 1931. 2
- [Tak94] M. Takeuchi. Lagrangean contact structures on projective cotangent bundles. *Osaka J. Math.*, 31(4):837–860, 1994. 26
- [Web77] S. M. Webster. On the mapping problem for algebraic real hypersurfaces. *Invent. Math.*, 43(1):53–68, 1977. 2

WOJCIECH KRYŃSKI,

INSTITUTE OF MATHEMATICS, POLISH ACADEMY OF SCIENCES, ŚNIADECKICH 8, 00-656 WARSZAWA, POLAND,
Email address: KRYNSKI@IMPAN.PL,

OMID MAKHMALI,

DEPARTAMENTO DE GEOMETRÍA Y TOPOLOGÍA AND IMAG, UNIVERSIDAD DE GRANADA, GRANADA 18071, SPAIN,
Email address: OMAKHMALI@UGR.ES,

DEPARTMENT OF MATHEMATICS AND STATISTICS, UiT THE ARCTIC UNIVERSITY OF NORWAY, TROMSØ 90-37, NORWAY,
Email address: OMID.MAKHMALI@UIT.NO