

A Survey on Medical Large Language Models: Technology, Application, Trustworthiness, and Future Directions

Lei Liu, Xiaoyan Yang, Junchi Lei, Xiaoyang Liu, Yue Shen,
Zhiqiang Zhang, Peng Wei, Jinjie Gu, Zhixuan Chu, Zhan Qin, Kui Ren

Abstract—Large language models (LLMs), such as GPT series models, have received substantial attention due to their impressive capabilities for generating and understanding human-level language. More recently, LLMs have emerged as an innovative and powerful adjunct in the medical field, transforming traditional practices and heralding a new era of enhanced healthcare services. This survey provides a comprehensive overview of Medical Large Language Models (Med-LLMs), outlining their evolution from general to the medical-specific domain (*i.e.*, Technology and Application), as well as their transformative impact on healthcare (*e.g.*, Trustworthiness and Safety). Concretely, starting from the fundamental history and technology of LLMs, we first delve into the progressive adaptation and refinements of general LLM models in the medical domain, especially emphasizing the advanced algorithms that boost the LLMs’ performance in handling complicated medical environments, including clinical reasoning, knowledge graph, retrieval-augmented generation, human alignment, and multi-modal learning. Secondly, we explore the extensive applications of Med-LLMs across domains such as clinical decision support, report generation, and medical education, illustrating their potential to streamline healthcare services and augment patient outcomes. Finally, recognizing the imperative and responsible innovation, we discuss the challenges of ensuring fairness, accountability, privacy, and robustness in Med-LLMs applications, where ethical considerations, rigorous evaluation methodologies, and the formulation of regulatory frameworks are pivotal to fostering trustworthiness in these systems. Finally, we conduct a concise discussion for anticipating possible future trajectories of Med-LLMs, identifying avenues for the prudent expansion of Med-LLMs, such as technological progress and policy evolution. By consolidating above-mentioned insights, this review seeks to provide a comprehensive investigation of the potential strengths and limitations of Med-LLMs for professionals and researchers, ensuring a responsible landscape in the healthcare setting.

Index Terms—Medical Large Language Model, Clinical Application, Trustworthy and Ethical Considerations.

I. INTRODUCTION

The emergence of foundation models has sparked a transformative wave within the Artificial Intelligence (AI) community in recent years. The success, particularly their remarkable

generalization capacity across a myriad of downstream tasks, is attributed to significantly large model sizes and large-scale pre-training on expansive datasets [1], [2]. Such progression has witnessed the extraordinary evolution of large language models (LLMs) within the Natural Language Processing (NLP) society, characterized by a series of seminal advancements, such as BERT [3], T5 [4], and the latest GPT-4 [5]. Leveraging these powerful models, AI systems can now excel in generating human-like responses, hinting at the potential for highly sophisticated and interactive applications.

The prevail of LLMs creates an unprecedented opportunity for AI technologies to make significant contributions to the medical domain, *i.e.*, Medical Large Language Models (Med-LLMs). More recently, the exploration of Med-LLMs covers from helping clinicians make more accurate decisions to improving patient care quality and outcomes, such as ChiMed-GPT [6], MedicalGPT [7], HuatuoGPT-II [8], and ChatMed [9], which have garnered increasing interests within both academic and industry communities due to their potential to transform various aspects of healthcare and biomedical applications. Med-LLMs could bring a multitude of advantages to healthcare, including enhanced medical knowledge comprehension, improved diagnostic accuracy, personalized treatment recommendations, *etc.* For instance, MedPrompt [10] can achieve superior results on the United States Medical Licensing Examination (USMLE), outperforming expert-level human *i.e.*, 90.2 VS. 87.0. HuatuoGPT-II [8] can successfully pass multiple Chinese medical qualification examinations.

Med-LLMs pave the way for more sophisticated, adaptable, and trustworthy clinical workflows in healthcare. Before the advent of Med-LLMs, researchers predominantly pay more efforts to adapt pre-trained language models (PLMs) for clinical applications [11], which are equipped with relatively small model sizes (*e.g.*, BERT [3] and RoBERTa [12]) and thereby suffer from weak expressivity and interactive capabilities [13]. Consequently, they fell short in adequately addressing complex clinical tasks, due to the limitations characterized by explainability, robustness, and generalization. The evolution of LLMs has dramatically reshaped this dilemma by inducing innovative capabilities that better align with the rigorous requirements of the clinical environment. For example, the emergent abilities of LLMs [14] spark the few-shot and even zero-shot generalization capabilities, which significantly bolsters model

Corresponding Authors: Zhixuan Chu, Zhan Qin

The authors (Xiaoyan Yang, Yue Shen, Zhiqiang Zhang, Peng Wei and Jinjie Gu) are with Ant Group. The authors (Junchi Lei, Xiaoyang Liu, Zhixuan Chu, Zhan Qin, Kui Ren) are with Zhejiang University. Lei Liu is with the Chinese University of Hong Kong, Shenzhen, and also with Shenzhen Research Institute of Big Data, Shenzhen, Guangdong, China.

Lei Liu and Xiaoyan Yang contribute equally to this work. Work was done during Lei’s Internship at Ant Group.

explainability and thus address a critical concern in medical decision-making, *e.g.*, Chain-of-Thought (CoT) methodology [15]. In essence, the progression from PLMs to LLMs signifies a leap forward in medical AI, which closes the gap between model capabilities and clinical environments.

Existing explorations of Med-LLMs mainly focus on identifying patient-specific factors to provide effective clinical decision-making support and treatment suggestions. These studies can be divided into the following key areas, where each one contributes uniquely to the broader understanding and advancement of Med-LLMs in healthcare.

- *Medical Corpus*: Large-scale, high-quality medical corpus [16] is vital for Med-LLMs to enhance their understanding of the medical terminology, context, and nuances of clinical language. Given the centrality of high-quality datasets, the direct idea is to collect more high-quality medical data from clinical scenarios, where a wide range of material resources are considered such as research papers, clinical case reports, medical textbooks, clinical guidelines, patient records, and drug information [17]. The datasets should ensure that models are exposed to a diverse and representative spectrum of medical tasks. During data collection, some important challenges may arise from data privacy, standardization, and representation.

- *Medical-specific Algorithm*: This branch focuses on the optimization of underlying learning paradigm from general purpose to specific domain. The relevant studies involve a series of adaptations and improvements to improve the LLMs' capacity for understanding medical language and context awareness. This includes domain-specific pre-training and fine-tuning to ensure that Med-LLMs could remain up-to-date with the latest medical knowledge and guidelines. Besides, for more accurate decision-making, some efforts are conducted to leverage structured medical knowledge graphs (*e.g.*, KG-Rank [18]) to enhance Med-LLMs' clinical reasoning ability (*e.g.*, Chain-of-Thought [15]), and to generate more reliable suggestions (*e.g.*, retrieval-augmented generation).

- *Clinical Role*: Researchers also focus on the practical applications of Med-LLMs across various settings [69], [70], evaluating their impact on clinical workflows, patient outcomes, and healthcare efficiency. This includes assessing Med-LLMs in roles such as diagnostic support, treatment recommendation, patient communication, and medical education, and evaluating their effectiveness against traditional methods.

- *Ethics, Privacy, and Interpretability*: With the increasing attention of medical AI, there is a concurrent need to address ethical concerns, ensure patient privacy, and establish regulatory guidelines [71]–[73]. Research for this topic focuses on developing ethical Med-LLMs frameworks, safeguarding personal health information, and complying with legal requirements, such as GDPR [74] and HIPAA [75]. Besides, to enhance trustworthiness in AI-assisted decision-making, the explainability of Med-LLMs' outputs should be further enhanced to provide clear rationales for model predictions, *e.g.*, enabling healthcare professionals to understand and evaluate the model's suggestions [76].

Overall, through these advanced explorations in the field of Med-LLMs, various effective perspectives are delivered to promote the rapid development of medical AI societies. From

the technical point, it is still a basic manner to improve the performance of Med-LLMs via increased model scale and complexity, which is consistent with the LLM's scaling law [77]. The Med-LLMs, often pre-trained and fine-tuned on massive biomedical literature corpora like PubMed [78], outperform general-purpose language models on domain-specific tasks. To adapt to diverse clinical tasks, fine-tuning Med-LLMs over an array of specialized medical tasks is required. Essentially, to track the potential pathways for developing Med-LLMs, several reviews [79], [80] primarily focus on exploring the clinical capabilities and the practical applications of Med-LLMs, including Electronic Health Records (EHRs) [81], health education [82], and diagnostic decision-making [83].

- △ The study [13] outlines the healthcare capabilities of LLMs, providing a developing roadmap from traditional Pre-trained Language Models (PLMs) to LLMs.

- △ The study [79] summarizes how LLMs are developed (*e.g.*, ChatGPT) and being leveraged in clinical settings.

- △ The study [84] targets to provide an in-depth analysis of LLM applications in the medical industry across clinical tasks, research, and education.

Nevertheless, despite the promising progress and detailed reviews, the potential pathways of Med-LLMs are still under-explored, *e.g.*, aligning the development of Med-LLMs with the complex needs in the clinical environment, which is vital for better patient care and advancing medical research. Firstly, compared with the latest studies about Med-LLMs, a more well-targeted literature review is still needed to delve into both technical (medical task, data, evaluation, and algorithm) and social impacts (application, trustworthiness, and safety). Secondly, due to the explosive growth of Med-LLMs, it is nontrivial for the research community to conduct a both comprehensive and fine-grained exploration of existing Med-LLMs, covering historical background and technology innovations. Thirdly, it is challenging to align Med-LLMs with human (or clinicians) preferences or values, due to the risk of producing toxic, fictitious, or harmful content. It should consider trustworthy and ethical constraints to ensure fairness, accountability, privacy, and robustness in Med-LLMs applications. All these aspects are pivotal for the responsible development of Med-LLMs, which can effectively address clinical needs in practice with enhanced patient care, ethical boundaries, and trustworthiness.

To identify the most pressing needs and challenges faced by healthcare professionals, patients, and researchers, this survey aims to conduct a comprehensive literature review of the latest advances in Med-LLMs from various perspectives. We thoroughly collect the literature and summarize the background, basic techniques, data, algorithm, application, and challenges for Med-LLMs. As shown in Figure 1, this review seeks to provide the following explorations and investigations. **Section 2:** The historical background and fundamental training techniques. **Section 3:** From general-purpose to medical-specific LLMs. **Section 4:** Improving algorithms for Med-LLMs. **Section 5:** Feasible applications of Med-LLMs. **Section 6:** Discussion about trustworthy and safety considerations.

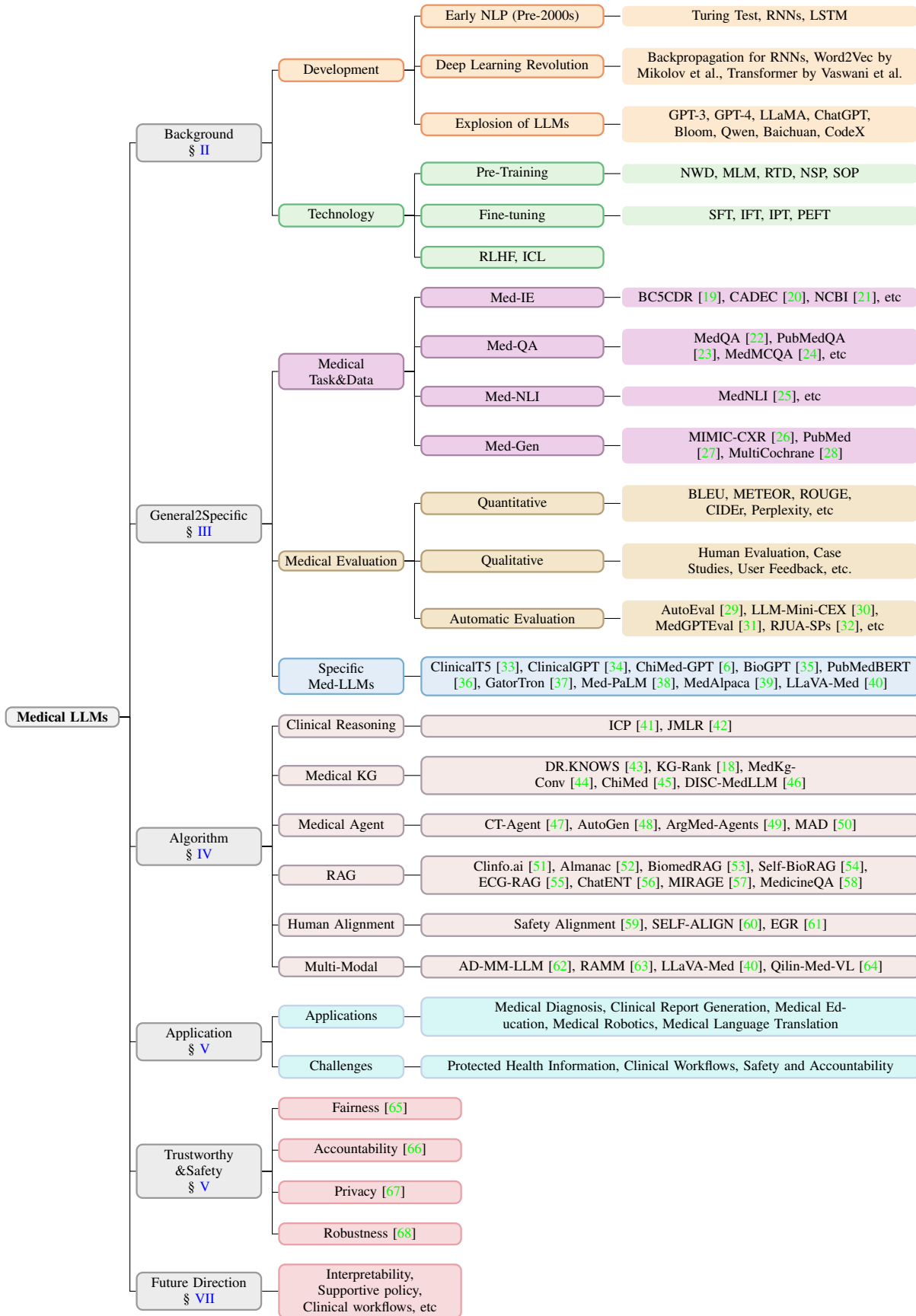


Fig. 1. Architecture of this survey.

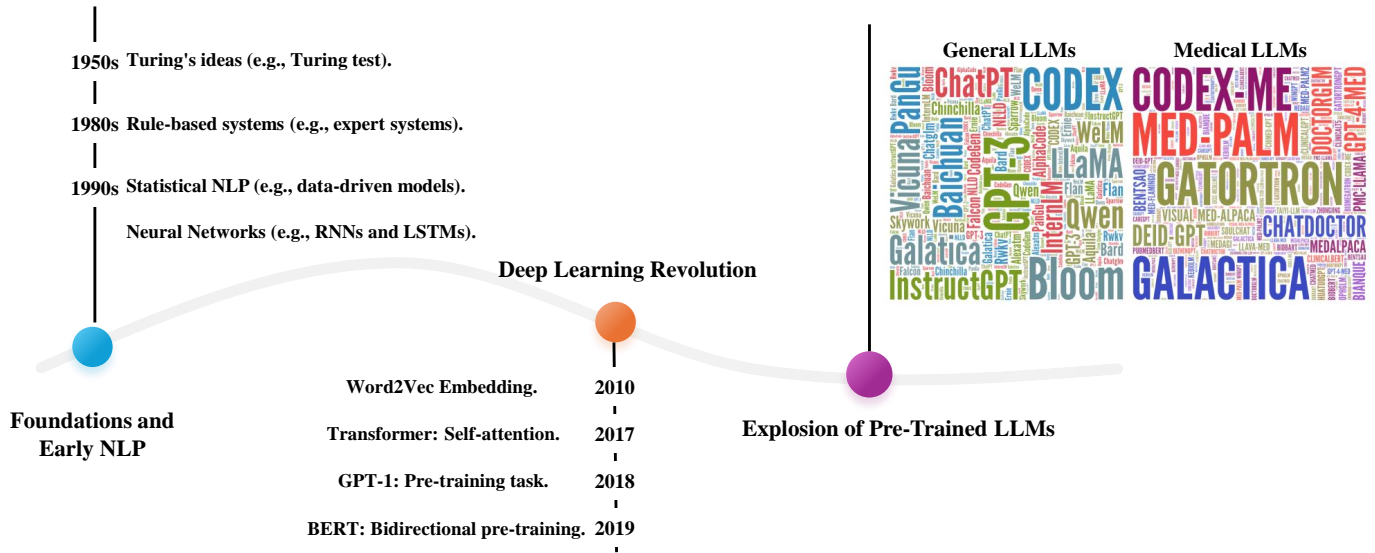


Fig. 2. The development history of LLMs is a story of rapid progress in AI and NLP. The overall model evolution is marked by innovations in statistical NLP (e.g., data-driven models), neural networks (e.g., RNNs and LSTMs), and self-attention (e.g., transformer). Throughout this journey, the development of LLMs has been fueled by advances in hardware, algorithmic innovation, and the availability of large-scale datasets.

II. BACKGROUND AND TECHNOLOGY

A. Development History

The development history of LLMs charts a course through the progress in AI and NLP, promoted by the growth of computational power (i.e., GPUs) and the availability of vast datasets. We derive a detailed timeline highlighting the key milestones and breakthroughs for such evolution.

1) Foundations and Early NLP (Pre-2000s):

- **the 1950s:** The Turing test, originated from the imitation game by Alan Turing in 1950, is an evaluation metric to determine whether a machine can exhibit human-like intelligence, laying the theoretical groundwork for AI [85].
- **the 1980s-1990s:** Rule-based systems dominate NLP, such as expert systems and the development of part-of-speech tagging [86]. At this time, statistical NLP begins to emerge, marking a shift towards data-driven models.
- **the 1990s:** Recurrent Neural Networks (RNNs) are introduced, capable of handling sequential data, but face difficulties with vanishing gradients for long sequences [87].
- **1997:** LSTM (Long Short-Term Memory) units are proposed to address RNN’s limitations, enabling better learning of long-term dependencies [88].

2) The Deep Learning Revolution (2010s):

- **2010s:** The popularity of deep learning, inspired by GPUs and large datasets, leads to breakthroughs in computer vision and speech recognition.
- **2013:** Word2Vec [89], the concept of word embedding, allows words to be represented as dense vectors capturing semantic and syntactic properties.
- **2017:** Vaswani *et al.* [90] introduced the Transformer architecture, which replaces recurrence with self-attention mechanisms, enabling parallelization and scalability.

- **2018:** OpenAI’s GPT (Generative Pre-trained Transformer) [91] showcases the power of unsupervised pre-training on large datasets, followed by task-specific fine-tuning.

3) Explosion of Pre-Trained LLMs:

- **2019:** BERT (Bidirectional Encoder Representations from Transformers) [3] revolutionizes NLP by using masked language modeling for pre-training, achieving state-of-the-art performance across various tasks.
- **2020:** GPT-3 [92], developed by OpenAI, with large parameters, demonstrates the potential of extremely large-scale models for zero-shot and few-shot learning, sparking industry-wide interest and debates about the future of AI.
- **2021-Present:** The trend towards even larger models continues with the introduction of models like GPT-4 [93].

Throughout this journey, LLMs have transformed from rudimentary rule-based systems to sophisticated neural architectures capable of generating coherent text, understanding context, and even displaying elements of creativity. The focus now is not only on increasing model capacity but also on responsible deployment, interpretability, and sustainability.

B. Basic Architecture

The Transformer [90] is a groundbreaking architecture primarily designed for sequence-to-sequence tasks, such as machine translation [94]. The transformer-based models have grown exponentially in size over the years, with billions to hundreds of billions of parameters. The core components of the transformer include the following aspects.

1) *Encoder-Decoder Structure:* The Transformer consists of two main parts, an encoder that processes the input sequence, and a decoder that generates the output sequence. This separation allows for flexible input-output handling typical in tasks like translation. Each layer in the encoder (or decoder) typically consists of two main parts: a Multi-Head

Self-Attention Mechanism followed by a Position-wise Feed-Forward Network (FFN). This structure is repeated multiple times (typically 6 layers in the original Transformer paper, but modern models may use dozens or even hundreds of layers) to form a stack within both the Encoder and Decoder.

2) *Self-Attention Mechanism*: A self-attention layer computes attention scores for each input token with respect to other tokens in the sequence. To capture diverse relationships within the data, this process is performed in parallel multiple times with different linear projections for queries, keys, and values, allowing the model to attend to different aspects of the input concurrently, named multi-head self-attention. Each head focuses on different parts of the input, enhancing the model's ability to grasp intricate structures.

3) *Positional Encoding*: Positional Encoding is an important component in the transformer for incorporating the order information of the sequence since the operations in the transformer lack the ability to provide position information in sequential data. The commonly used positional encoding strategies include sinusoidal conditional encoding, learned positional embeddings, relative positional encoding, rotary conditional encoding, and hybrid positional embedding.

4) *Residual Connections & Layer Normalization*: For each layer, residual connections are employed to mitigate the vanishing gradient problem during backpropagation. After the residual connection, layer normalization is applied to stabilize and speed up the training process. This structure ensures that the model can effectively learn from very deep architectures without suffering from degradation issues.

C. Basic Training Techniques

1) *Pre-training (PT)*: LLM pre-training refers to the process where a model is initially trained on a large and general-purpose corpus of text data before being fine-tuned for specific tasks. The pre-training tasks are important for learning the universal and general representation of language, which basically contribute to significant improvements in model performance via a self-supervised manner. Here, we summarize some commonly used pre-training tasks in Table I, where the detailed introductions are as follows:

Next Word Prediction (NWP) [95]. NWP, also known as Language Modeling (LM), aims to predict the most possible next word in a sequence given the previous words. At its core, NWP relies on understanding the context provided by the preceding words. This context helps the model infer the statistical likelihood of different words following in the sequence, *i.e.*, given a huge corpus, the entire LLM is optimized with maximum likelihood estimation (MLE).

Mask Language Modeling (MLM) [3]. MLM involves training a model to predict the original identities of certain words (tokens) in a sentence that have been randomly replaced with a special mask token (often “[MASK]”). By predicting the missing words based on remained context, the model can learn to understand the semantic and bidirectional relationships between words. The basic masking strategy involves masking 15% of the tokens in a sequence. Not all masked tokens are treated equally. For the masked tokens, 80% are replaced by

the “[MASK]” token, 10% are replaced by a random word, and 10% are left unchanged. This variation prevents the model from simply memorizing the masked positions and forces it to learn more generalizable context representations.

Replaced Token Detection (RTD) [97]. RTD is a pre-training methodology designed to enhance language models' capability to discern subtle semantic variations in the text by detecting tokens that have been deliberately substituted with synonyms or semantically equivalent terms. This approach leverages the richness of linguistic synonyms and near-synonyms to create a learning environment that sharpens the model's sensitivity to the nuances of meaning. During training, two types of sentence instances are generated: (1) *Unaltered Sentences*: A portion of sentences remain unmodified, serving as a baseline for the model to learn the standard usage of words in context. (2) *Altered Sentences*: The remaining sentences undergo a careful replacement of selected words with synonyms, creating alternative versions that maintain the overall message but differ in lexical choice. By integrating RTD into the pre-training regimen, models can acquire a more nuanced understanding of semantic similarity and distinction. This refined understanding proves beneficial for downstream tasks that demand high levels of semantic precision, such as text entailment, sentiment analysis, and semantic textual similarity tasks, where the ability to differentiate between subtle shifts in meaning is crucial.

Next Sentence Prediction (NSP) [3]. Punctuation naturally segments text, offering a logical foundation for developing pre-training strategies based on this inherent structure. The NSP task is designed to train models to discern whether a pair of sentences presented to them are contiguous segments taken from a text corpus. In practice, during NSP's pre-training phase, two kinds of pairs are constructed: (1) *Continuous Pairs (IsNext)*: Approximately 50% of the time, the model is given sentence pairs that are genuinely consecutive in the original text. (2) *Random Pairs (NotNext)*: For the remaining 50%, the second sentence in the pair is randomly selected from elsewhere in the corpus, forming unrelated or discontinuous sequences. This balanced approach ensures that models not only learn to recognize sequential sentence structures but also develop an understanding of contextual continuity versus disjointed pairings.

Sentence Order Prediction (SOP) [98]. As a pre-training task, SOP can improve a model's understanding of the coherence and narrative flow in a text by determining the correct sequential order of sentences, which is particularly useful in training models for tasks that require comprehension of long-form text, dialogue understanding, or any scenario where the sequence of events matters. The primary goal of SOP is to teach models to recognize the logical progression of ideas within a text by predicting whether a pair of sentences are arranged in their original, sequential order or not. Thus, two types of sentence pairs are formulated: (1) *Sequential Pairs*: Half of the time, sentence pairs are kept in their original order as they appear in the text. These form the positive examples, labeled as 'IsOrder'. (2) *Non-Sequential Pairs*: The remaining half are constructed by swapping the order of sentences from different parts of the text, creating incoherent or unrelated se-

TABLE I
ILLUSTRATION FOR DIFFERENT PRE-TRAINING TASKS (FROM [96]). $\mathbf{x} = [x_1, x_2, \dots, x_T]$ DENOTES A SEQUENCE.

Pre-training Task	Objective Function	Description
LM	$\mathcal{L}_{\text{LM}} = - \sum_{t=1}^T \log p(x_t \mathbf{x}_{<t})$	$\mathbf{x}_{<t} = x_1, x_2, \dots, x_{t-1}$.
MLM	$\mathcal{L}_{\text{MLM}} = - \sum_{\hat{x} \in m(\mathbf{x})} \log p(\hat{x} \mathbf{x}_{\setminus m(\mathbf{x})})$	$m(\mathbf{x})$ and $\mathbf{x}_{\setminus m(\mathbf{x})}$ denote the masked words from \mathbf{x} and the rest words respectively.
NSP/SOP	$\mathcal{L}_{\text{NSP/SOP}} = - \log p(t \mathbf{x}, \mathbf{y})$	$t = 1$ if \mathbf{x} and \mathbf{y} are continuous segments from corpus.
RTD	$\mathcal{L}_{\text{RTD}} = - \sum_{t=1}^T \log p(y_t \hat{\mathbf{x}})$	$y_t = \mathbf{1}(\hat{x}_t = x_t)$, $\hat{\mathbf{x}}$ is corrupted from \mathbf{x} .

quences. These are labeled as ‘NotOrder’, serving as negative examples. The model is fed these sentence pairs and tasked with predicting whether the given order is correct according to the narrative flow. In this way, SOP encourages models to learn the underlying logic and coherence that connects sentences, enabling them to infer the correct sequence of events or thoughts.

2) *Fine-tuning*: Fine-tuning a LLM involves adapting a pre-trained model to a specific task or domain. This process can help improve the model’s performance on tasks using a smaller and specialized dataset. The commonly used fine-tuning techniques are as follows:

Supervised Fine-tuning (SFT) [99], [100]. SFT follows a structured approach to adapt pre-trained models to specific tasks by further training them on new, labeled datasets. In SFT, the pre-trained LLM is fine-tuned on labeled datasets using supervised learning techniques.

Instruction Fine-tuning (IFT) [101]. IFT, also known as prompt-based fine-tuning or instruction tuning, is a recent adaptation of the traditional fine-tuning method, particularly popularized in the context of LLMs. It focuses on teaching models to follow instructions or prompts to perform a variety of tasks without explicit task-specific architecture changes or separate training phases for each task. Instead of fine-tuning on a single-task dataset, instruction fine-tuning involves using a diverse set of instructions or prompts that cover multiple tasks within the same training process. Besides, a medical IFT variant is proposed called Instruction Prompt Tuning (IPT) to train Med-PaLM.

Parameter-Efficient Fine-tuning (PEFT) [102]. PEFT refers to techniques designed to adapt large pre-trained models to specific downstream tasks while minimizing the introduction of new parameters or modifying only a fraction of the existing ones. This approach aims to retain most of the pre-training knowledge, reduce computational costs, and alleviate the risk of overfitting, especially when the target task dataset is small. One popular and classical PEFT strategy is LoRA [103], which introduces low-rank matrices that are multiplied with the weight matrices of specific layers during forward and backward passes. This allows the model to learn task-specific adjustments without changing the original weights directly, reducing the number of new parameters needed.

3) *Reinforcement Learning from Human Feedback (RLHF)*: RLHF techniques [104], [105] focus on collecting human feedback on the output of model generation to guide the model for further optimization. This approach aims to train AI agents

to perform tasks more aligned with human desires and ethical standards, especially in complex, real-world environments where manually designing reward functions is challenging or insufficient.

4) *In-Context Learning (ICL)*: ICL [106], also known as few-shot learning for LLMs, refers to the capability of generalizing and adapting to new tasks by providing examples within the prompt, without requiring additional fine-tuning on a specific training dataset. This method leverages the model’s pre-existing knowledge and its ability to understand the context to infer what is being asked and generate appropriate responses.

III. FROM GENERAL TO MEDICAL-SPECIFIC LLMs

A. NLP Tasks under Medical Domain

In this section, we summarize the primary LLMs’ tasks in the medical domain, including Medical Information Extraction (Med-IE), Question-Answer (Med-QA), Natural Language Inference (Med-NLI), and Medical Text Generation (Med-Gen). These applications are fundamental NLP tasks but extremely challenging due to the complexity of the medical domain.

1) *Medical Information Extraction*: Medical Information Extraction (Med-IE) is a fundamental field to extract relevant medical information from unstructured or semi-structured sources such as electronic health records (EHRs), clinical notes, medical research articles, and other healthcare documents. The aim is to transform this textual data into structured formats that can be easily analyzed, shared, and utilized in various applications like decision support systems, population health management, and medical research. The common applications of Med-IE are summarized in Table II.

When applied LLMs for the Med-IE task, the powerful generalization ability can well deal with more complex conditions and support more convenient applications. For instance, benefiting from the zero- and few-shot capabilities, InstructGPT [104] can be helpful in performing information extraction from clinical text [148], such as biomedical evidence extraction [149] and medical status extraction [150], although InstructGPT is not trained specifically for the medical domain.

2) *Medical Question Answer*: The Medical Question Answering (Med-QA) task is a specific application for building AI systems (e.g., LLMs) capable of understanding and answering complex medical questions from patients, healthcare providers, or researchers. The system typically leverages large amounts of structured and unstructured data sources such as electronic health records, medical textbooks, research articles,

TABLE II
 BASIC MEDICAL NLP TASKS. THESE TASKS OFTEN INVOLVE ANALYZING, UNDERSTANDING, AND EXTRACTING MEANINGFUL INSIGHTS FROM CLINICAL NOTES, MEDICAL RECORDS, RESEARCH PAPERS, AND PATIENT REPORTS.

Medical Task	Sub-task	Description
Med-IE	Entity Recognition [107]	Identifying medical concepts such as diseases, symptoms, and treatments [108].
	Relationship Extraction [109]	Detecting relationships between entities [110].
	Event Extraction [111]	Recognizing clinical events and attributes, <i>e.g.</i> , onset and duration [112].
	Information Summarization [113]	Condensing large medical records into concise and critical information [114].
	Adverse Drug Event Detection [115]	Identifying potential adverse reactions or side effects of medications [116].
Med-QA	Query Understanding [117]	find out the meaning of the question proposed by users.
	Information Retrieval [118]	searching through databases to retrieve relevant information.
	Inference and Reasoning [119]	Based on the extracted information, the model may need to perform reasoning tasks, such as inferring relationships between medical concepts, determining causality, or predicting outcomes.
Med-NLI	Textual Entailment [120]	Determining whether the hypothesis logically follows from the premise. [121]
	Contradiction Detection [122]	Identifying when the hypothesis contradicts the information in the premise.
	Neutral Relationship Identification	Recognizing when the premise and hypothesis are not semantically related enough to entail or contradict each other.
	Causality Recognition [123]	Inferring causal relationships between events in the premise and hypothesis.
Med-Gen	Content Generation [124]	generating new medical descriptions or knowledge based on a given input

TABLE III
 STATISTICS INFORMATION AND RESOURCES OF MEDICAL NLP DATASET. THE DATA SCALE IS THE NUMBER OF SENTENCES OR Q-A PAIRS. THE YEAR REFERS TO THE PUBLICATION DATE.

Medical Task	Dataset	Year	Scale	Language	Task	Link
Med-IE	GENIA [125]	2003	~18.5K	English	NER	Link
	GENIA11 [126]	2011	~10K	English	MEE	Link
	ADE [127]	2012	~4K	English	RE	Link
	ShARe13 [128]	2013	~29K	English	NER	Link
	GENIA13 [129]	2013	~5K	English	EE	Link
	NCBI [21]	2014	~7K	English	NER	Link
	ShARe14 [130]	2014	~35K	English	NER	Link
	CADEC [20]	2015	~7.5K	English	NER	Link
	BCSCDR [19]	2016	~14K	English	NER	Link
	PHEE [131]	2022	~5K	English	EE	Link
Med-QA	emrQA [132]	2018	~1B	English	QA	Link
	Medical DS [133]	2018	-	Chinese	Dialogue	Link
	MedicationQA [134]	2019	~674	English	QA	Link
	MedQuAD [135]	2019	~47K	English	QA	Link
	webMedQA [136]	2019	~63K	Chinese	QA	Link
	PubMedQA [23]	2019	~280K	English	Multiple-choice	Link
	LiveQA [137]	2020	~117K	Chinese	Multiple-choice	Link
	MedDialog [138]	2020	~3.66M	Chinese & English	Dialogue	Link
	CovidDialog [138]	2020	~600	Chinese & English	Dialogue	Link
	MEDIQA [139]	2020	~2K	English	Dialogue	Link
	CORD-19 [140]	2020	~1M	English	Dialogue	Link
	MMLU [141]	2021	~116K	English	Multiple-choice	Link
	MedQA [22]	2021	~270K	Chinese & English	Multiple-choice	Link
	CMCQA [142]	2022	~20M	Chinese	QA	Link
	MedMCQA [24]	2022	~193K	English	Multiple-choice	Link
	HealthSearchQA [38]	2022	~3K	English	QA	N/A
	ChatDoctor [143]	2023	~200K	English	Dialogue	Link
	Huatuo-26M [144]	2023	~26M	Chinese	QA	Link
	Wikidoc Patient Information	2023	~6K	English	Dialogue	Link
	Medical Flashcards [39]	2023	~34K	English	Dialogue	Link
Wikidoc	2023	~67K	English	Dialogue	Link	
RJUA-QA [135]	2023	~2K	Chinese	QA	Link	
Med-NLI	MedNLI [25]	2018	~14K	English	NLI	Link
Med-Gen	PubMed [27]	2008	19.7K articles	English	Text Summarization	Link
	MIMIC-III [145]	2016	73K	English	Text Summarization	Link
	MIMIC-CXR [26]	2019	128K	English	Text Summarization	Link
	MeQSum [146]	2019	1K pairs	English	Text Summarization	Link
	CORD-19 [140]	2020	140K articles	English	Text Summarization	Link
	MentSum [147]	2022	24K pairs	English	Text Summarization	Link
	MultiCochrane [28]	2023	7.8K pairs	English	Text Simplification	Link
	PMC [78]	Update	9,407K articles	English	Text Summarization	Link

and online resources to generate accurate and reliable answers. Here, we summary how the Med-QA system works in the Table II. Information retrieval could involve searching through

medical literature, patient histories, or other knowledge bases, which aims to identify and extract key pieces of evidence that are pertinent to the question.

TABLE IV
COMMONLY USED EVALUATION METRICS FOR NLP TASKS.

Task	Evaluation Metrics
Text Classification	Accuracy, Recall, Precision, F1 Score, ROC Curve, AUC Value
Text Generation	BLEU, METEOR, ROUGE, CIDEr, Perplexity
Machine Translation	BLEU, TER (Translation Edit Rate), METEOR, chrF++, Adequacy, Fluency
Question Answering Systems	EM (Exact Match), F1 Score, Mean Reciprocal Rank (MRR), Hits@k
Sentiment Analysis	Accuracy, Macro-F1, Micro-F1, Cohen's Kappa, Sentiment Scores
Named Entity Recognition	Precision, Recall, F1 Score, Span-Level Metrics, Entity Type Level Metrics

3) *Medical Natural Language Inference*: Medical Natural Language Inference (Med-NLI) is to deal with understanding the relationship between two pieces of medical text and determining whether one sentence logically entails, contradicts, or is neutral with respect to another. This task is also known as Recognizing Textual Entailment (RTE) in the broader context of NLP. In Med-NLI, the inputs are typically pairs of sentences, where one is called the premise and the other is the hypothesis. For example:

Premise: “The patient has a history of hypertension.”

Hypothesis: “The patient suffers from high blood pressure.”

In this case, the inference system would determine that the hypothesis is entailed by the premise because hypertension is a medical term for high blood pressure. The importance of Med-NLI lies in its ability to help machines understand and reason about medical knowledge expressed in natural language. It can be used in various applications, such as Medical Information Validation, Decision Support Systems, and Medical Knowledge Base Construction and Maintenance.

4) *Medical Text Generation*: Medical Text Generation (Med-Gen), specifically focusing on tasks like text summarization, is an application of artificial intelligence where algorithms process and condense lengthy medical documents into concise summaries. This is particularly useful in the healthcare sector where professionals deal with vast amounts of complex information daily, including clinical research papers, patient records, diagnostic reports, and treatment guidelines. The primary goal is to save time and improve efficiency by extracting the most critical information from lengthy texts. Summaries can help doctors, researchers, and other healthcare professionals quickly understand the essence of a study, patient history, or clinical guideline without having to read through the entire document.

B. Datasets for Med-LLMs

In this section, we collect and report some relevant datasets for Med-LLMs. As shown in Table III, we introduce the basic information of these datasets, including publication year, data scale, clinical task, and supporting languages. Besides, we also provided official links of these datasets to facilitate easier access for researchers.

Developing high-quality datasets is one of the most crucial and important directions of Med-LLMs due to the challenges of accessing diverse medical datasets. Datasets of Med-LLMs play a fundamental role not only in providing large-scale training corpus with expert-level knowledge but also in conducting comprehensive and fair evaluations of LLM models towards specific tasks. The rapid development of LLMs in

recent years has motivated a significant demand for large-scale, high-quality datasets, especially in the field of intelligent medical research.

C. Evaluations for Med-LLMs

1) *Quantitative Evaluations*: In this section, we summarize some commonly used metrics for NLP tasks. As shown in Table IV, different tasks are evaluated via various metrics, covering accuracy, F1 score, and perplexity. Here, we introduce the details of some important metrics.

Perplexity. Perplexity (PPL) is a standard that evaluates how well a probability model can predict a sample. When applied to language models like GPT, it represents the exponential average negative log-likelihood of a sequence. In essence, a lower perplexity score suggests that the model has a higher certainty in its predictions.

$$\text{PPL} = 2^{-\frac{1}{n} \sum_{i=1}^n \log_2 P(w_i)}, \quad (1)$$

where $P(w_i)$ is the conditional probability of the model predicting the i -th word w_i given the context of previous words. n is the total number of words.

BLEU. BLEU calculates the similarity between a candidate translation and one or more reference translations based on n-gram overlap. The idea is that a good translation should contain many n-grams (sequences of words) that are also present in the reference translations. Mathematically, the BLEU score is computed as follows:

$$p_n = \frac{\sum_{c \in C} \text{Count}_{clip}(ngrams(n, c))}{\sum_{c \in C} \text{Count}(ngrams(n, c))}$$

$$\text{BP} = \begin{cases} e^{(1-\frac{r}{c})} & \text{if } c < r \\ 1 & \text{otherwise} \end{cases} \quad (2)$$

$$\text{BLEU} = \text{BP} \cdot \exp \left(\sum_{n=1}^N w_n \log p_n \right)$$

p_n is the modified n-gram precision. BP is the brevity penalty. C is the set of candidate sentences. Count is to get all n-grams in the candidate sentence. Count_{clip} counts clipped n-grams in the candidate that do not exceed the counts in any reference. r and c are the length of the reference and the candidate respectively. N is the maximum n-gram order used for evaluation. w_n are the weights assigned to each n-gram precision (usually uniform weights).

ROUGE. ROUGE scores compare the overlapping units (n-grams, skip-bigrams, or longest common subsequences) between the generated text and the reference. There are many ROUGE variants to measure the overlaps from different

TABLE V
THE COLLECTION OF EXISTING MED-LLMS.

Model	Year	Method	Training Data	Evaluation Data
BioBERT [151]	2019	PT	Medical Abstracts and Articles	NER, RE, QA
ClinicalBERT [152]	2020	PT	Clinical notes	MIMIC-III
BioMegatron [153]	2020	PT	Medical Literature	BC5CDR, NCBI, ChemProt, BioASQ-7b-factoid
PubMedBERT [36]	2021	PT	Medical Literature	BLURB
KeBioLM [154]	2021	PT	Medical Literature	BLURB
BioBART [155]	2022	PT	Medical Literature	CovidDialog, iCliniq, MeQSum, etc.
ClinicalT5 [33]	2022	PT,	Medical Records	UMLS, HOC, NCBI, BC5CDR, MEDNLI
GatorTron [81]	2022	PT	Clinical Notes	CNER, MRE, MQA
Codex-Med [156]	2022	ICL		USMLE, MedMCQA, PubMedQA
Galactica [157]	2022	PT, IFT	DNA Sequence	MedMCQA, PubMedQA, Medical Genetics
Med-PaLM [38]	2022	IPT	Medical Datasets	MultiMedQA, HealthSearchQA
GPT-4-Med [72]	2023	ICL		USMLE, MultiMedQA
DeID-GPT [158]	2023	ICL		i2b2/UTHealth de-identification task
ChatDoctor [159]	2023	IFT	Patient-doctor Dialogues	iCliniq
DoctorGLM [160]	2023	IFT	Chinese medical Dialogues	
MedAlpaca [39]	2023	IFT	Medical Dialogues and QA	USMLE, Medical Meadow
BenTsao [161]	2023	IFT	Medical KG, Medical QA	Customed medical QA
PMC-LLaMA [162]	2023	IFT	Biomedical Academic Papers	PubMedQA, MedMCQA, USMLE
Visual Med-Alpaca [163]	2023	PT, IFT	Medical QA	
BianQue [164]	2023	IFT	Medical QA	
Med-PaLM 2 [165]	2023	IFT		MultiMedQA, Long-form QA
GatorTronGPT [166]	2023	PT	Clinical and General Text	PubMedQA, USMLE, MedMCQA, DDI, KD-DTI
HuatuogPT [167]	2023	IFT	Instruction and Conversation Data	CmedQA, webmedQA, and Huatuo26M
ClinicalGPT [34]	2023	IFT+RLHF	Medical dialogues and QA, EHR	MedDialog, MEDQA-MCMLL, MD-EHR
MedAGI [168]	2023	IFT	Public Medical Datasets and Images	SkinGPT-4, XrayChat, PathologyChat
LLaVA-Med [40]	2023	IFT	Multimodal Biomedical Instruction	VQA-RAD, SLAKE, PathVQA
OphGLM [169]	2023	IFT	KG, Medical Dialogues	Fundus diagnosis pipeline tasks
SoulChat [170]	2023	IFT	Long Text, Empathetic Dialogue	
Med-Flamingo [171]	2023	IFT	Image caption/tokens pairs	VQA-RAD, Path-VQA, Visual USMLE
BioGPT [35]	2023	PT, IFT	Medical Literature	BC5CDR, KDDTI, DDI, PubMedQA, HOC
ChiMed-GPT [6]	2023	PT, RLHF	Medical Encyclopedia and Articles	CCKS-2019, ChiMST, C-Eval, CMMLU, MedQA
DISC-MedLLM [46]	2023	IFT	Existing Medical Datasets	CMD, CMID, MLEC-QA, NEEP 306
IvyGPT [172]	2023	RLHF	Instruction and Conversation Data	100 query pairs
CareGPT [173]	2023	RLHF	Chinese and Western Medicine Corpus	HalluQA
ShenNong-TCM-LLM [9]	2023	IFT	Chinese Medicine Instruction Dataset	
MedicalGPT [7]	2023	PT, RLHF	Medical Dialogues	
ChatMed [9]	2023	IFT	Online Consultation	
QiZhenGPT [174]	2023	IFT	Pharmaceutical Knowledge&A	
Med-ChatGLM [175]	2023	IFT	Chinese Medical Knowledge Base	
HuatuogPT-II [8]	2023	PT, IFT	Chinese and English Medical Texts	MMLU, CMMLU, C-EVAL, MedQA, MedMCQA
WiNGPT [176]	2024	PT, IFT	Medical and General Knowledge	C-EVAL, WiNEval
Taiyi-LLM [177]	2024	PT, IFT	Biomedical Datasets	13 test sets including BC5CDR
Med-Gemini [178]	2024	IFT		NEJM, USMLE-MM, MMMU-HM, ECG-QA
Health-LLM [179]	2024	IFT	PMDdata, LifeSnaps, GLOBEM, AW_FB	Health Prediction Tasks
Zhongjing [180]	2024	PT, SFT, RLHF	Medical Books, ChatMed, Medical Wiki	CMtMedQA, huatuo-26M

viewpoints, such as ROUGE-N, ROUGE-L, ROUGE-W, and ROUGE-SU. Here, we only give a detailed explanation for the most basic ROUGE-N. ROUGE-N is a metric that quantifies the overlapping N-grams between a candidate summary and a reference summary. Let C be the set of all unigrams (or bigrams for ROUGE-2) in the candidate summary and R be the set of all unigrams (or bigrams) in the reference summary. ROUGE-1 can be calculated as:

$$\begin{aligned}
 P_{\text{ROUGE-1}} &= \frac{\sum_{w \in C} \text{Count}R(w)}{|C|}, \\
 R_{\text{ROUGE-1}} &= \frac{\sum_{w \in C} \text{Count}R(w)}{|R|}, \\
 F_{\text{ROUGE-1}} &= \frac{(\beta^2 + 1) \cdot P_{\text{ROUGE-1}} \cdot R_{\text{ROUGE-1}}}{\beta^2 \cdot P_{\text{ROUGE-1}} + R_{\text{ROUGE-1}}},
 \end{aligned} \tag{3}$$

where $\text{Count}R(w)$ denotes the frequency of the unigrams w in the reference.

2) *Qualitative Evaluations*: Qualitative evaluations in NLP refer to non-numeric assessments that focus on the subjective

and interpretive aspects of language understanding and generation tasks. Unlike quantitative metrics that rely on numerical measurements such as accuracy, precision, recall, or F1 scores, qualitative evaluations often involve human judgment to analyze the nuances of text produced by LLMs. Here are some common qualitative evaluation approaches:

- **Human Evaluation.** Experts or human workers manually assess the generated text based on factors such as readability, coherence, grammar, style, relevance, and factual correctness. This can be done through rating scales or comparative studies between different systems.
- **Error Analysis.** Researchers closely examine and categorize errors made by the system to understand its strengths and weaknesses, which helps inform improvements to the model or algorithm.
- **Case Studies.** Detailed examination of specific examples to illustrate successes or failures of a system in specific contexts, which can reveal issues with edge cases or complexities that quantitative metrics might miss.

- **User Feedback.** Collecting feedback from end-users interacting with LLM applications to understand the effectiveness and usability of the language outputs.
- **Thematic Analysis.** To evaluate the LLMs' ability of effectively capturing context and conveying meaning, it is feasible to analyze themes and patterns that emerge in the text generated by the system
- **Aesthetic Judgments.** It is difficult to numerically quantify the aesthetic qualities of generated text, such as creativity, emotional appeal, or narrative flow.
- **Ethical and Societal Impact Assessment.** Examining the ethical implications and societal effects of an LLM system range from biases and fairness to privacy concerns.

3) Evaluation Benchmark for LLMs' Clinical Capabilities:

The above evaluation methods heavily rely on intensive interactions with LLMs to obtain diagnostic dialogues, as well as expensive expert-level human labor to measure the diagnosis quality. Therefore, the automatic evaluation approaches gradually capture the research attention for assessing the practical clinical capabilities of LLMs.

MedBench [17]. MedBench is a comprehensive evaluation benchmark for the medical domain, which consists of 40,041 questions about various branches of medicine including authentic examinations and clinical reports. The main components of MedBench involve: Chinese Medical Licensing Examination, Resident Standardization Training Examination, Doctor In-Charge Qualification Examination, and real-world clinic cases encompassing examinations, diagnoses, and treatments. Extensive experiments provided the following findings: (1) Chinese medical LLMs (*e.g.*, HuaTuoGPT [167]) underperform on the MedBench, indicating the importance of clinical knowledge and diagnostic precision. (2) Some general LLMs (*e.g.*, GPT 4) surprisingly convey considerable clinical knowledge.

AutoEval [29]. AutoEval is an automated evaluation framework to evaluate the realistic capabilities of LLMs, *i.e.*, working as virtual doctors for multi-turn dialogue. The clinical demands for consultation tasks require LLMs to (1) consider the factors they do not know, (2) query about missing medical factors of patients, and (3) generate diagnosis and treatment results. To this end, AutoEval is to reformulate USMLE into medical multiple-choice questions. Then, several metrics are designed to indicate the ability of doctor LLMs in multi-turn consultation, *i.e.*, Medical Information Coverage Rate, Accuracy of the Final Task, and Average Turn and Average Length.

LLM-Mini-CEX [30]. Based on MiniCEX [181], [182], an evaluation criterion called LLM-specific Mini-CEX is established to effectively assess the clinical capabilities of LLMs. Then, a patient simulator is developed to simulate the conversations with LLMs, where ChatGPT is utilized to automatically evaluate diagnosis dialogues.

MedGPTEval [31]. MedGPTEval contains Chinese medical datasets and public benchmarks. The evaluation metrics are designed based on a comprehensive literature review, including medical professional capabilities, social comprehensive capabilities, contextual capabilities, and computational robustness, with 16 detailed indicators. These metrics have been optimized

by a Delphi method using 5 experts in medicine and engineering [31]. Then, 3 clinical experts manually construct a set of medical datasets for interactions, including 7 case reports and 27 medical dialogues.

LLM-Human Evaluation [183]. LLMs have exhibited superior performance on unseen tasks, even only trained on the specific-task instructions. The study [183] investigates that if such an ability can be utilized as an alternative to human evaluation. Both human and LLM evaluations are conducted for two NLP tasks: adversarial attacks and open-ended story generation. The experiments indicate that LLM evaluation exhibits consistent results with human-level evaluation. Besides, LLM evaluation provides more stable results over different task instructions and the sampling algorithms for generation.

RJUA-SPs [32]. The RJUA-SPs evaluation approach contains three basic elements: (1) Metric. Professional clinical practice pathways are exploited to define the clinical capabilities that a doctor should possess, named LLM-specific clinical pathway (LCP). (2) Data. Standardized Patients (SPs) are utilized to guide the data collection, which aims to well maintain the completeness of the evaluation. (3) Algorithm. A multi-agent framework is formulated to simulate the interactive environment between SPs and a doctor agent. A retrieval-augmented algorithm is specially designed to measure whether the behaviors of a LLM doctor are consistent with LCP.

D. Specific Med-LLMs

Existing LLMs in the medical field, such as Med-PALM, Codex-Med, and MedAlpaca, have contributed to advancements in healthcare with their unique design objectives, architectures, and functionalities. These models collectively drive the development of Med-LLMs and enhance their application in healthcare, providing robust support for future medical practice and research.

HuatuoGPT [167]. HuatuoGPT is a Chinese LLM for medical consultation purposes. Based on a reinforcement learning from AI feedback approach, a reward model is trained to align LLMs with both the distilled and real-world data. Three QA datasets are used to indicate the effectiveness of HuatuoGPT: cMedQA2, webMedQA, and Huatuo-26M. The evaluation metrics contain BLEU, GLEU, ROUGE, and DISTINCT. GPT-4 is utilized to indicate the quality of the generated outputs.

ClinicalT5 [33]. ClinicalT5 is a T5-based generative language model, which is specifically pre-trained on clinical text to address the linguistic challenges of clinical notes, posed by utilizations of professional terminology, abbreviations, and domain-specific writing patterns. ClinicalT5 aims to bridge the gap between general LLMs and the specialized nature of clinical text. The model is pre-trained using the span-mask denoising objective on a large corpus of clinical notes from the MIMIC-III database. Furthermore, ClinicalT5 is evaluated on real-world clinical applications, such as predicting patients' 30-day readmission risk, 30-day mortality risk, and 1-year mortality risk.

ClinicalGPT [34]. ClinicalGPT is a specific LLM for clinical scenarios. By incorporating extensive and diverse real-world data in the training process, such as medical records,

domain-specific knowledge, and multi-round dialogue consultations, ClinicalGPT is well-equipped to handle multiple clinical tasks. The training datasets for ClinicalGPT includes cMedQA2, cMedQA-KG, MD-EHR, MEDQA-MCMLE, and MedDialog, covering a wide range of medical information, such as question-answering pairs, electronic health records, and doctor-patient conversations.

ChiMed-GPT [6]. ChiMed-GPT is a medical LLM explicitly designed for clinical scenarios in Chinese language. The model is built upon Ziya-13B-v2, a general domain Chinese LLM, and undergoes a comprehensive training regime that includes PT, SFT, and RLHF. This holistic approach ensures that CHIMED-GPT not only captures domain-specific knowledge but also aligns with human preferences and adapts to various scenarios.

BioGPT [35]. BioGPT is a generative pre-trained language model specifically designed for biomedical text generation. Inspired by the success of GPT-like models, BioGPT aims to improve the weak generation ability for biomedical domain-specific language models, which primarily focus on BERT-like architectures. BioGPT adopts the GPT-2 model [184] as its backbone and it is pre-trained from scratch on PubMed abstracts. The model’s vocabulary is also constructed using byte pair encoding on the pre-training corpus, ensuring that it is well-suited for processing biomedical text.

PubMedBERT [36]. PubMedBERT is a domain-specific language model, which is pre-trained from scratch on a large corpus of biomedical text. Unlike previous approaches that rely on continual pre-training, PubMedBERT is trained solely on in-domain text, allowing it to better capture the nuances and complexity of biomedical language. The pre-training process is carried out using a collection of approximately 14 million PubMed abstracts, which amounts to 3.2 billion words. By focusing exclusively on biomedical literature, PubMedBERT can learn a vocabulary that is highly representative of the domain, leading to improved performance on downstream biomedical NLP tasks.

GatorTron [37]. GatorTron is a trained LLM specifically designed to extract and capture patient characteristics from EHRs and to answer medical queries. Studies [37] have demonstrated that GatorTron performs better in clinical tasks than previous models, highlighting its significant application potential.

Med-PaLM [38]. Med-PaLM enhances the application of medical LLMs through timely adjustments to PaLM, showing promising prospects in the MultiMedQA benchmark tests and highlighting areas needing improvement to meet healthcare standards.

MedAlpaca [39]. MedAlpaca boosts model performance significantly by fine-tuning the open-source AI model LLaMa with specialized training datasets. MedAlpaca aims to facilitate research and development in medical imaging, ultimately contributing to advancements in patient care and medical research.

LLaVA-Med [40]. Using cost-effective learning strategies, LLaVA-Med performs better in addressing biomedical imaging problems. This model demonstrates prowess in medical image understanding and analysis, capable of inferring patients’ pathological conditions from imaging data such as CT scans

and X-rays. Equipped with multimodal dialogue capabilities, LLaVA-Med operates at the intersection of vision and language processing, enabling it to interpret visual medical data within a contextual framework.

IV. IMPROVING ALGORITHMS FOR MED-LLMS

A. Clinical Reasoning for Med-LLMs

Clinical reasoning [185] in the context of LLMs refers to the ability of these models to mimic and assist in the complex thought processes involved in medical diagnosis, treatment planning, and patient management, akin to how a human clinician would reason. Achieving advanced clinical reasoning capabilities in LLMs involves equipping them with an understanding of medical knowledge, and the ability to analyze patient data holistically, consider differential diagnoses, and make decisions based on the best available evidence.

1) *General Algorithm:* The term “Chain-of-Thought” refers to a cognitive process where an individual mentally links a series of thoughts, ideas, or reasoning steps to solve a problem, make a decision, or understand a concept. This can include breaking down a question into sub-problems, considering possible solutions, eliminating incorrect options based on available knowledge, and justifying the final answer. By generating intermediate steps and explanations, LLM models become more transparent in their decision-making, facilitating understanding and trust.

For instance, a chain-of-thought process for Med-LLMs would involve breaking down complex medical scenarios, diagnoses, or treatment plans into a logical sequence of thoughts, leveraging the model’s understanding of medical knowledge and context. To diagnose diseases based on symptoms, the reasoning path may be as follows: acknowledging the reported symptoms, cross-referencing them with known disease symptomatology from medical databases, weighing the likelihood of each potential diagnosis given patient demographics and medical history, and finally presenting the most probable diagnosis with supporting evidence and a confidence level.

2) *Specific Reasoning Techniques:* There are some other specific pathways to improve the clinical reasoning capabilities of Med-LLMs.

In-Context Padding (ICP) [41]. ICP consists of four major steps to improve the reasoning capacity of LLM in the context of clinical environments: (1) extracting medical entities from the clinical context and the reasoning objective; (2) inferring relevant medical entities from KG; (3) concatenating the acquired knowledge seeds with the prompt; (4) generating the reasoning results as well the clinical explanation.

JMLR [42]. Unlike previous RAG methods where the retrieval model is trained separately from the LLM, JMLR [42] jointly trains the LLM and information retrieval model during the fine-tuning stage. A synchronized training mechanism is formulated to retrieve clinical guidelines and leverage medical knowledge, significantly improving the clinical reasoning capabilities of LLMs and decrease the requirements for computational resources.

B. Knowledge Graph for Med-LLMs

Despite the excellent capacities, LLMs often suffer from challenges on knowledge-intensive tasks, such as the potential to generate hallucinated content and the lack of domain-specific knowledge [186]. As a promising solution, knowledge graphs (KGs), which store enormous knowledge in the triple format can be utilized to enhance the task performance of LLMs by providing precise and necessary knowledge [187]–[190].

1) *General Algorithms*: Generally, knowledge-enhanced approaches can be expanded into other data structures (e.g., tables and databases), while we limit our discussion to KG-enhanced LLMs. The roadmap of unifying KGs and LLMs includes KG-enhanced LLMs, LLM-augmented KGs, and Synergized LLMs + KGs [191]. The KG-enhanced LLMs and LLM-augmented KGs are two dual frameworks that aim to enhance the capabilities of LLMs and KGs, respectively. Building upon these frameworks, Synergized LLMs + KGs is a unified framework to synergize LLMs and KGs to mutually enhance each other. In this work, we discuss a different aspect of the integration of KG and LLMs, namely Inference-Time LLM and Training-Time Augmentations.

- **Inference-Time KG Augmentation**: In this approach, an LLM is augmented with a retrieval mechanism that fetches relevant information from a KG based on the context of the input [192]–[194]. The model can then use this external knowledge to inform its output [195], reducing the likelihood of hallucinations and enhancing the domain-specific accuracy of its responses [196]. This is akin to giving the model a dynamic cheat sheet of verified facts to reference during its processing.
- **Training-Time KG Augmentation**: This strategy goes beyond simple retrieval by creating a more integrated system where the LLM and KG interact more intimately [197], [198]. It might involve training the LLM on tasks that explicitly leverage KG data, allowing the model to learn how to utilize structured knowledge more effectively within its natural language processing capabilities. This could include updating the model’s parameters based on KG interactions, essentially teaching it how to reason with structured data.

2) *Specific KG-Augmented Med-LLMs*: The LLMs’ performance is significantly improved in tasks related to healthcare, medicine, and biomedical research by providing it with a rich, structured repository of medical knowledge. Here are some recent applications for KG-augmented LLM systems.

DR.KNOWS [43]. Guided by clinical diagnostic standards, DR.KNOWS is introduced as an innovative approach to improve LLMs in generating diagnostic outcomes. This method combines the utilization of a medical knowledge graph and the Unified Medical Language System (UMLS) of the National Library of Medicine. DR.KNOWS serves as an interpretive and summarizing aide, harnessing the medical KG to untangle complex medical notions. It establishes a clear, justifiable route to diagnoses, facilitating the employment of AI-augmented decision support mechanisms that offer transparency in their analytical processes. Consequently, this

integration advances the precision of AI diagnoses while ensuring they remain comprehensible and accountable.

KG-Rank [18]. To tackle the issues of factual inconsistencies and inherent biases in medical inquiries, the KG-Rank framework [18] is introduced as an enhancement to LLMs. This framework employs a medical knowledge graph augmented with ranking and re-ranking strategies, specifically designed to enhance the accuracy of free-text medical question-answering. Concretely, for a specific question, the triplets are initially retrieved from the medical KG to gather factual information. Subsequently, ranking algorithms are applied to refine this initial retrieval results, ordering the results in a manner that facilitates the generation of more precise responses. According to the report [18], KG-Rank pioneers the integration of ranking models with KGs in the context of medical question answering for producing elaborate answers.

MedKgConv [44]. Existing generative dialog approaches may suffer from monotonous and uninteresting conversations. To address this issue, MedKgConv [44] proposed to combine various pre-trained language models with UMLS to generate human-like conversations based on MedDialog-EN dataset. UMLS contains diverse medical-related information, i.e., disease, symptoms, and laboratory tests. To apply semantic information from the graphs, the reasoning step is conducted over the retrieved KG by reading the triples in each graph using MedFact attention. Then, a policy network is used to effectively inject relevant entities into the response text.

ChiMed [45]. The Chinese medicine dataset is built to train the Qilin-med model, including medical question answering, plain texts, knowledge graphs, and dialogues. The knowledge graph subset contains the data from CPubMed-KG [199], 39Health-KG [200], and Xywy-KG [201]. Diverse medical information is included to ensure the KG comprehensiveness, e.g., causation, symptoms, and recommended drugs.

DISC-MedLLM [46]. To construct high-quality SFT datasets, DISC-MedLLM [46] proposed a medical KG-driven sample construction to generate accurate and truthful medical responses. A department-oriented strategy is utilized to select triples from a medical KG according to the patient queries. For each triple, GPT-3.5 is exploited to generate QA pairs in a few-shot manner.

C. LLM-based Medical Agents

Inspired by the cutting-edge evolution of AI agents, LLMs are not just utilized for generating text but act as central systems for autonomous agent systems [202]–[204]. This paradigm shift represents a significant leap forward in AI capabilities, moving from passive question-answering systems to proactive, versatile agents capable of executing complex tasks.

1) *General Algorithm*: In general, a typical agent system should consist of the following components:

- **Planning Component** [205]. The planning component within these AI agents is pivotal for strategic thinking. It empowers the agent to deconstruct multifaceted objectives into simpler, actionable steps. By doing so, the agent can systematically navigate through a task, adjusting its course as needed based

on intermediate results. This hierarchical task breakdown is akin to how humans tackle complex problems, enhancing the agent's efficiency and adaptability.

- **Memory Component [206].** Memory is another cornerstone of these autonomous systems. It goes beyond short-term context retention seen in earlier chatbots and incorporates long-term storage and retrieval mechanisms. The integration of external vector databases ensures that agents can accumulate, organize, and access a vast corpus of information, simulating a persistent knowledge base. This memory aids in decision-making, allowing the agent to learn from past experiences and apply that learning to new situations.
- **Tool Utilization [207].** With planning and memory in harmony, AI agents can interact dynamically with their environment. They can leverage various tools and execute actions, mirroring human agency, such as autonomously devising strategies and implementation plans for given topics, and showcasing advanced planning, memory utilization, and action execution capabilities.
- **Evaluation [208].** The advent of benchmarks like Agent-Bench [209] is crucial for systematically evaluating the performance of LLMs in agent-like roles. By presenting a spectrum of tasks from web navigation to game playing and knowledge management, it pushes the boundaries of AI research, encouraging the development of more sophisticated and adaptable agents.

These components pave the way for AI agents that are not only more autonomous but also better equipped to understand and interact with the world around them. For instance, the LangChain library [210] is a framework for developing LLM-based applications, which simplifies the entire practical application lifecycle for integrating LLMs with broader computational ecosystems. The building agent systems can tap into diverse data sources and computational tools, facilitating the creation of more AI solutions.

2) *Specific Medical Agent: CT-Agent [47].* Motivated by the advanced LLMs and multi-agent systems, CT-Agent (Clinical Agent System) is introduced as an integrated approach to improve accessibility and utility for clinical tasks. CT-Agent leverages GPT-4 [93], multi-agent architectures, LEAST-TOMOST [211], and ReAct [210] reasoning technology, which can boost the performance in clinical contexts for managing the entire clinical process.

AutoGen [48]. AutoGen is an open-source and customizable framework for building effective and efficient applications, including mathematics, coding, QA, and online decision-making. Based on AutoGen, users can design multi-agent applications in a convenient manner, where interactions among them are conducted to finish final tasks. AutoGen can work in various modes via the combinations of LLMs, human inputs, and tools. As stated in [48], both natural language and computer code can be applied to formulate conversation patterns. Therefore, AutoGen-based users can flexibly define agent behaviors.

ArgMed-Agents [49]. To satisfy the requirements of clinical tasks (e.g., complex reasoning and planning), a multi-agent framework called ArgMed-Agents is proposed to provide explainable clinical decision reasoning. ArgMed-Agents is able

to mimic the procedure of clinical reasoning by generating explanations in a self-directed way. The core is to perform self-argumentation iterations based on a reasoning mechanism for modeling cognitive processes. Then an augmented process is taken as a directed graph to represent conflicting relationships. Then, a symbolic solver can identify rational and coherent arguments for the decision.

MAD [50]. Multi-agent debate (MAD) [50] is proposed as a useful strategy to enhance the truthfulness of LLMs, which explores various debating and prompting strategies to maintain the trade-offs among cost, time, and accuracy. MAD protocols are difficult to optimize due to their sensitivity to hyperparameters. Some insights are proposed to improve debating strategies, such as adjusting agent agreement levels.

D. Retrieval-Augmented Generation for Med-LLMs

Retrieval-Augmented Generation (RAG) [212] is a machine learning technique that combines the strengths of retrieval-based and generative models to enhance the quality and diversity of generated text. This approach has gained significant attention in NLP tasks, particularly in areas like conversational AI, question-answering systems, and text summarization.

1) *General Algorithm:* In general, a typical RAG system should consist of the following components:

- **Retrieval Component:** The system starts by retrieving relevant information from a large database or corpus. This could involve indexing and efficiently searching through past conversations, documents, or web pages based on the input query. Techniques like TF-IDF [213], BM25 [214], or more advanced retrieval methods can be used for this component.
- **Generation Component:** Once the relevant information is retrieved, a generative model (e.g., GPT-3, T5, or BERT) can use this information as context to generate a response or output [215]. The generation process is augmented by conditioning the model on the retrieved data, allowing it to generate more informed, contextually accurate, and diverse responses rather than generating from scratch.
- **Component Integration:** The integration ways of these two components can vary [212]. Firstly, the retrieved information might be concatenated with the input prompt and directly fed into the generator. Others might use a more sophisticated fusion mechanism, where the retrieval and generation models interact in multiple steps, refining the context and the generated output iteratively.

By leveraging external knowledge, the generated text of RAG is more likely to be contextually appropriate and accurate. Retrieval of varied sources can introduce more diversity in the generated outputs, reducing the likelihood of repetitive or generic responses [216]. Retrieval models can quickly narrow down the scope of information needed, which can make the generation process more efficient compared to exploring the entire knowledge space. Incorporating specific retrieved information can provide more control over the content and tone of the generated text, aligning it better with user expectations or specific requirements.

2) *Specific RAG Algorithm: Clinfo.ai [51].* Clinfo.ai is an open-source WebApp that answers clinical questions based

on dynamically retrieved scientific literature. The information retrieval and summarization tasks are applied to evaluate the retrieval-augmented LLM systems.

Almanac [52]. Incorrect and harmful generations indeed limit the clinical applications of LLMs. To address this issue, Almanac is equipped with retrieval capabilities from curated medical resources for clinical guidelines and treatment recommendations. A group of clinicians and health care practitioners are utilized to evaluate Almanac, which makes a comparison between the responses from Almanac and standard LLMs (*e.g.*, ChatGPT-4).

BiomedRAG [53]. Different from previous retrieval-augmented LLMs, BiomedRAG [53] exploits a straightforward RAG method by directly inputting the retrieved documents into the LLM, rather than utilizing cross-attention mechanisms to encode retrieved text. BiomedRAG can effectively decrease the negative effects of noise information in retrieved documents, particularly for noise-intensive tasks. The study demonstrated the effectiveness of LLMs working as the supervised signal for the retrieval model in the biomedical domain.

Self-BioRAG [54]. To improve RAG generalization for domain-specific problems, the Self-BioRAG framework [54] is introduced for biomedical text, which specializes in explanation generation, domain-specific document retrieval, and self-reflecting generated responses. 84k biomedical instruction sets are exploited to train Self-BioRAG. The study indicated that domain-specific components, such as a retriever, domain-related document corpus, and instruction sets are necessary for adhering to domain-related instructions.

ECG-RAG [55]. To investigate LLMs for the ECG diagnosis, a zero-shot retrieval-augmented diagnosis technique [55] is designed to utilize the inherent encoded knowledge while infusing expert knowledge for carefully crafting prompts. Datasets of specific domain knowledge are built filled with cardiac symptoms and sleep apnea diagnosis.

ChatENT [56]. Existing LLMs suffer from inherent limitations including inconsistent accuracy, specific prompting requirements, and the risk of generating harmful hallucinations [13]. A domain-specific fine-tuned model would effectively address these limitations. OHNS-relevant data is gathered from open-access internet sources. Retrieval-Augmented Language Modeling (RALM) [56] is utilized to recall this information for pre-training, which is integrated into ChatGPT to create an OHNS-specific knowledge QA platform, named as ChatENT.

MIRAGE [57]. Medical Information Retrieval-Augmented Generation Evaluation (MIRAGE) [57] is constructed to evaluate the medical RAG systems, including 7,663 questions from five medical QA datasets. MEDRAG can improve the performance of various LLMs, outperforming Chain-of-Thought prompting, GPT-3.5, Mixtral, and GPT-4 .

MedicineQA [58]. Due to the lack of domain-specific knowledge, it is challenging to deploy LLM models into medical scenarios. A multi-round dialogue benchmark called MedicineQA [58] is proposed to simulate the real-world medication scenarios, requiring LLMs to answer with retrieved evidence from the medicine datasets. MedicineQA contains 300 multi-round question-answering pairs. Then a *Distill-Retrieve-Read* framework is designed to replace previous *Retrieve-then-*

Read, which utilizes a tool calling mechanism to formulate search queries.

E. Human Alignment for Med-LLMs

1) *General Algorithm:* LLMs trained on extensive textual corpora have emerged as leading solutions for a broad array of NLP tasks. Despite their notable performance, these models are prone to certain limitations such as misunderstanding human instructions, generating potentially biased content, or factually incorrect (hallucinated) information. Hence, aligning LLMs with human expectations has become an active area of interest within the research community [6].

- **Data.** The core is to effectively collect large-scale and high-quality data for LLM alignment, leveraging NLP benchmarks, human annotators, and powerful LLMs to generate training instructions.
- **Training.** Training methodologies involve optimizations for better efficiency and stability in incorporating human preferences, such as parameter-efficient training methods. Additionally, some studies consider human preference as ranking-based training signals or replace scalar rewards with language-based feedback to enhance training stability and performance.
- **Evaluation.** Various human-centric LLM evaluation benchmarks and automatic evaluation protocols have been proposed to obtain a comprehensive evaluation of aligned LLMs.

2) *Specific Alignment Algorithm: Safety Alignment [59].* The research carries out the first safety evaluation for Med-LLMs. To this end, the study [59] summarizes the definitions of medical safety and alignment for medical AI systems. Then an evaluation dataset is constructed with harmful medical questions as indicators, which evaluates both general and medical safety and alignment of Med-LLMs.

SELF-ALIGN [60]. Due to the expensive costs of collecting human supervision and the quality issues (*e.g.*, reliability, diversity, self-consistency, and undesirable biases), a SELF-ALIGN approach is proposed to combine principle-driven reasoning and the generative power of LLMs [60], which aims to achieve the self-alignment with minimal human supervision. SELF-ALIGN contains four steps: (1) synthetic prompt generation to improve prompt diversity; (2) human-written principles for response generation; (3) high-quality self-aligned fine-tuning; (4) a refinement step to avoid simple or indirect responses.

EGR [61]. It is effective for few-shot prompting to combine diverse techniques, which can significantly enhance the performance of LLMs. Motivated by this, the EGR (expand-guess-refine) alignment strategy [61] is proposed for medical QA as a parameter and data-efficient solution.

F. Multi-Modal Learning

A Multi-Modal Large Language Model (MM-LLM) is an advanced artificial intelligence system that integrates and processes multiple types of data, typically including text, images, audio, and sometimes video or other sensor data. These models

extend beyond conventional language models, which primarily deal with text, by incorporating and understanding context from different sensory inputs.

1) *General Algorithms*: The core objective of MM-LLMs is to establish a unified framework for processing and generating content across various modes of communication, enabling more comprehensive and contextually rich interactions. There are several examples of general-purpose MM-LLMs:

LLaVA. The Large Language and Vision Assistant (LLaVA) model [217] is introduced to bridge vision and language understanding through a multi-modal approach. It combines a vision encoder (CLIP [218]) with a language decoder (Vicuna [219]) to form a general-purpose MM-LLM for vision-to-language tasks. The training process involves fine-tuning the decoder on 158,000 language-vision instruction examples from the MS-COCO dataset [220].

mPLUG-OWL. mPLUG-OWL [221] is first introduced by the researchers from the Alibaba DAMO academy, which could lead to inadequate alignment due to limited parameter flexibility. mPLUG-OWL utilizes advanced pre-trained LLM LLaMA-7B [105] as the language decoder, while ViT-L/14 serves as the visual foundation model for the visual encoder to extract visual features from the input images. The ViT is initialized from the pre-trained CLIP ViT-L/14 model [218] for faster convergence.

2) *Specific Multi-Modal (Medical) LLMs*: The literature [222] provides a more detailed discussion of the applications of vision-language models in the medical domain, including the exploration of medical vision-language datasets, in-depth analyses of architectures and pre-training strategies employed in recent noteworthy medical VLMs. Here, we only discuss some recent works for medical multi-modal LLMs.

AD-MM-LLM [62]. For diagnosing Alzheimer's disease (AD), the study [62] introduced a pre-trained LLM to non-image data for knowledge embedding and a ConvNeXt for image data. A multi-modal alignment is conducted for multi-level multi-modal feature fusion.

RAMM [63]. RAMM is a retrieval-augmented pretrain-and-finetune paradigm [63], which could alleviate the data limitation issue for biomedical VQA. A new biomedical dataset named PMCPM is constructed by extracting image-text pairs from PubMed. Image-text contrastive objective (ITC) is exploited for pre-training. A retrieval-augmented method is to retrieve similar image-text pairs based on ITC from pre-training datasets.

LLaVA-Med [40]. LLaVA-Med exhibits excellent multi-modal conversational capability. LLaVA-Med [40] is required to align biomedical vocabulary based on figure-caption pairs and learn open-ended semantics using generated instruction-following data, which can follow open-ended instructions to assist with queries about a biomedical image. The training data includes a biomedical figure-caption dataset extracted from PubMed Central. Besides, LLaVA-Med can be trained in less than 15 hours using 8 A100s.

Qilin-Med-VL [64]. Qilin-Med-VL [64] is the first Chinese large vision-language model designed for text and visual data, which relies on a pre-trained vision transformer with a foundational LLM. The training dataset is ChiMed-VL

with more than 1M image-text pairs. A two-stage curriculum training process is conducted including feature alignment and instruction tuning, which improves the ability to generate medical captions and answer complex medical queries.

V. APPLYING MEDICAL LLMs

This section delves into a comprehensive investigation of the multifarious applications of LLMs in the medical domain. Med-LLMs are experiencing rapid growth in the clinical context, medical education, and medical research, including clinical decision, medical record analysis, patient engagement, health information dissemination, *etc.*

A. Multifarious Applications

1) *Clinical Decision Support*: Med-LLMs can play a crucial role in enhancing clinical decision support systems [69], which are designed to assist healthcare professionals in making informed decisions about patient care. Here are some specific ways Med-LLMs contribute to clinical decision support: (1) *Symptom Analysis* [70]: By understanding natural language descriptions of symptoms entered by healthcare providers or patients, Med-LLMs can analyze and correlate these symptoms with a vast database of medical knowledge to suggest possible diagnoses. This can be particularly helpful in identifying complex or rare conditions. (2) *Risk Assessment*: Med-LLMs can evaluate patient data, including demographics, medical history, lifestyle factors, and current health status, to assess the risk of developing certain conditions or complications. This enables proactive interventions and personalized prevention strategies [223]. (3) *Treatment Recommendations* [224]–[226]: Based on the diagnosed condition, Med-LLMs can propose evidence-based treatment options, considering factors such as patient allergies, medication interactions, and the latest clinical guidelines. This supports clinicians in selecting the most appropriate therapy for each patient.

Various studies have clarified the broad prospects for the applications of LLMs in clinical decision support, *e.g.*, radiology [227], and oncology [228]. This synergy of AI technology with clinical expertise promises a paradigm shift in the quality and efficiency of medical decision-making processes.

2) *Clinical Report Generation*: Med-LLMs are also being leveraged for the generation of clinical reports [229], streamlining documentation workflows and improving the accuracy and consistency of medical reporting. Med-LLMs can provide a flexible way for clinical report generation: (1) *Automated Report Writing* [110]: By processing input data from various sources such as electronic health records (EHRs), imaging study results, and laboratory tests, Med-LLMs can generate comprehensive, structured clinical reports automatically. This includes discharge summaries, radiology reports, pathology reports, and operative notes, saving time for healthcare professionals. (2) *Customizable Templates* [230]: Med-LLMs can incorporate institutional or specialty-specific templates, ensuring that generated reports follow the desired format and include all necessary information. This customization enhances the utility and readability of the reports for different clinical contexts. (3) *Consistency and Accuracy*: By

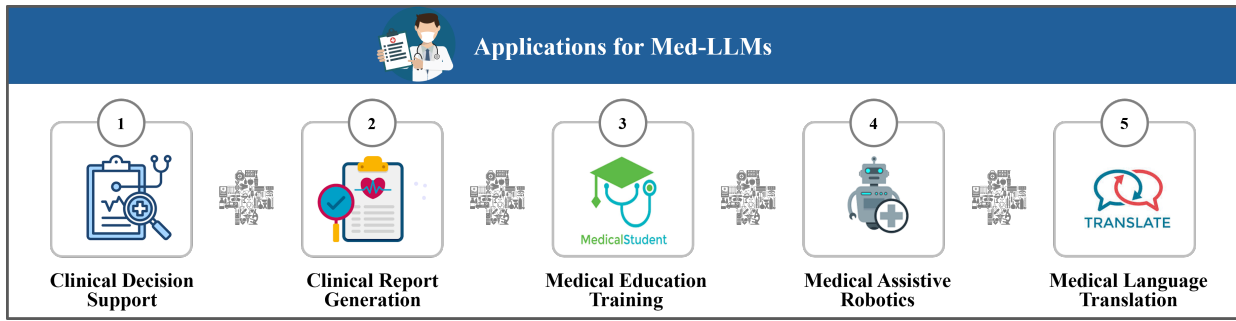


Fig. 3. Applications of Med-LLMs. They assist in diagnosing illnesses, developing personalized treatment plans, analyzing medical records for pattern detection, supporting medical education training that offers professional advice and education, and powering intelligent robotics.

relying on a standardized knowledge base, Med-LLMs can reduce variability in language and improve the overall quality of reports. They ensure adherence to clinical standards and minimize the risk of errors or inconsistencies that can arise from manual reporting.

3) *Medical Education Training*: Med-LLMs are transforming medical education by offering innovative ways to teach, learn, and interact with medical knowledge [231]. Several key directions of Med-LLMs in the field of medical education involve (1) Question-Answering Systems: Students and practitioners can pose complex medical questions to these models, receiving accurate and detailed explanations drawn from a wide range of medical literature. This fosters a deeper understanding of concepts and encourages critical thinking. (2) Simulation of Clinical Cases [32]: Med-LLMs can simulate virtual patients with specific symptoms, medical histories, and test results, enabling learners to practice diagnostic reasoning and treatment planning in a safe, controlled environment [232], [233]. (3) Summarization of Research Papers [234]: Given the vast amount of medical literature published daily, LLMs can summarize key findings, methodologies, and implications from research papers, helping students stay updated with the latest advancements efficiently.

4) *Medical Assistive Robotics*: The integration of Med-LLMs with Medical Robotics is an emerging field that promises to revolutionize surgical training, patient care, and the development of advanced robotic systems. Here are some key areas where Med-LLMs can contribute to medical robotics: (1) Patient-Specific Surgical Planning [235]: With access to a patient's medical records and imaging data, Med-LLMs can assist in creating personalized surgical plans, taking into account the unique anatomy and health status of each patient. This information can guide robotic systems in executing highly customized surgeries. (2) Robotic Surgical Training [236]: By generating realistic surgical scenarios and providing real-time feedback, Med-LLMs can enhance the training of surgeons using robotic platforms. They can simulate various complications and patient responses, creating a more comprehensive and dynamic learning experience.

5) *Medical Language Translation*: Med-LLMs can overcome linguistic barriers to enhance communication and improve healthcare delivery across diverse populations [237]. Here's how Med-LLMs are revolutionizing the medical language translation task: (1) Precision in Medical Terminology:

Trained on extensive medical corpora, these models grasp the intricacies of medical vocabulary, ensuring translations are not just linguistically accurate but also contextually precise. This is crucial for avoiding misunderstandings that could lead to misdiagnosis or incorrect treatment. (2) Real-Time Translation [238]: In clinical settings, Med-LLMs can facilitate real-time conversations between healthcare providers and patients speaking different languages. This live translation capability streamlines communication during consultations, emergency situations, or remote care scenarios. (3) Patient Documentation [239]: They can automatically translate patient records, intake forms, discharge summaries, and consent forms, ensuring that medical staff can access and understand crucial information promptly, regardless of the original language.

It's crucial to note that while these tools can greatly enhance the efficiency and accuracy of clinicians, they should not replace human expertise and clinical judgment. Med-LLMs are meant to augment rather than supplant the role of healthcare providers, ensuring that diagnoses are made with appropriate context and ethical considerations. Direct patient care and final diagnostic decisions should always be under the supervision of qualified medical professionals.

B. Unique Challenges for Med-LLMs

The application of Artificial Intelligence (AI) in healthcare encounters a series of unique challenges. These challenges include managing protected health information to ensure data privacy and security, integrating seamlessly with clinical workflows to enhance efficiency, and ensuring the safety and traceability of model deployments to maintain the trust and accountability of patients and medical institutions. In this section, we will delve into the various obstacles encountered by LLMs when applied in the medical field, aiming to provide valuable insights for their further development in the healthcare industry.

Protected Health Information. In the construction of digital medical infrastructure, implementing stringent security protocols and privacy measures is crucial. Healthcare entities bear significant responsibility to ensure that patients have confidence in the management, transmission, and use of their health data. Furthermore, these entities must adhere to relevant legal and ethical standards to strictly protect the confidentiality

of patient information, thereby maintaining the credibility and reliability of medical services [79], [240].

Clinical Workflows. LLMs demonstrate significant potential in areas such as education, laboratory, and pathology analysis [241], and facilitating Shared Decision Making (SDM) [242]. However, integrating LLMs into existing hospital workflows presents challenges. This integration process requires meticulous planning to adapt to specific medical environments and to overcome technological, ethical, and operational barriers. Only through careful planning and effective management of these challenges can LLMs be seamlessly incorporated into hospital workflows, thereby enhancing the efficiency and quality of patient care [243].

Safety and Accountability. Due to their “black box” nature, LLMs present complex challenges in interpretability. Therefore, to ensure the accountability and safety of LLMs, stringent supervision and verification measures must be implemented. These measures are designed to maintain the integrity and credibility of LLM applications, thereby ensuring their effectiveness and reliability in practical use [79].

VI. TRUSTWORTHINESS AND SAFETY

In this section, we delve into the challenges pertaining to the trustworthiness and safety of LLMs in medicine and then summarize the countermeasures taken to address these issues. We hope to promote safer and more reliable applications of LLMs in medicine.

A. Fairness

Fairness, a concept stemming from sociology, economics, and law, is described by the Oxford English Dictionary as “imperfect and just treatment or behavior without favoritism or discrimination” [65], [244]. In NLP, ensuring fairness requires the elimination of social biases embedded in the model, as these biases can lead to unfair treatment of specific groups [245] in the process of model coding and task processing. Therefore, a fair language model must be free from bias, which makes fairness and social bias intertwined in NLP research.

Research has revealed biases in healthcare [72], and LLMs are able to capture these biases from training data [65], [246]–[248] and amplify existing biases [249], [250], producing medically unfair outputs. Given the various biases (e.g., race, gender, and disability) present in clinical practice and research corpora used for training large language models [72], [80], [251], and the potential harms that unfair large language model systems can bring to medicine [252], ensuring the fairness of large language models in medical applications is crucial. The medical bias generated by large models can come from skewed data and model limitations. If biased training data is used, LLMs may retain or even enhance such bias [71], [79], [80]. At the same time, bias also comes from the limitations of models such as design specifications, structures, and algorithms [253].

At present, there are various technologies for quantifying LLM bias in the medical field. Among them, disparity metrics play an important role in bias detection. Taking

BiasMedQA [254] as an example, it is a benchmark for evaluating cognitive bias in medical tasks, which can effectively quantify the specific levels of cognitive bias in six LLMs (GPT-4, Mixtral-8x70B, GPT-3.5, PaLM-2, Llama 2 70B-chat, and PMC Llama 13B focusing on the medical field). In addition, counterfactual evaluation can provide insight into the model’s understanding of causal relationships by constructing hypothetical scenarios, thereby revealing and quantifying potential biases in the medical field [255], [256].

Current strategies to eliminate LLM bias in the medical field are also diversifying. For open-sourced LLMs, reinforcement learning using feedback from clinicians, etc. [257] is a promising way to counteract bias. For non-open source LLMs, it is often necessary to design debiasing programs according to the downstream task training strategy. The medium-sized LLMs previously developed by GPT-3 use pre-training and fine-tuning paradigms as the main training strategies and such LLMs’ social bias can be debiased from a variety of perspectives. For example, the data augmentation technique [258] is used to optimize the training data during the pre-training phase to effectively reduce bias. LLMs with 100 million parameters are developing rapidly based on demonstrations. Since the representations of most closed-source large-size LLMs are not available, it is more difficult to eliminate bias in the responses of large-scale LLMs, and the commonly used methods include instruction fine-tuning [38] and prompt engineering [254], [259] strategies.

B. Accountability

Lack of accountability in LLMs is recognized as an obstacle hindering its application in the medical field [66]. To address this challenge, clinical practice, and research ensure the reliability of LLMs through interpretive methods and human oversight procedures.

Interpretive methods increase the transparency of the model and help people understand its decision-making process. Amir Hassan Shariatmadari et al.’s research [260] enhances the interpretability of LLMs in the biomedical field by integrating knowledge graphs with large language models and visualizing attention probabilities. In addition to attention visualization, some recent studies [261] have used Local explanation models to assist LLMs and improve the interpretability of LLMs in the medical field. Human oversight procedures are crucial for ensuring transparency and reliability in LLM operations, encompassing clinical trial protocol development [262] and continuous monitoring of model performance [71], [251], thereby involving human experts to bridge the accountability gap and improve LLMs’ effectiveness in medical scenarios.

C. Privacy

In the medical field, data privacy is an important challenge for LLMs-based applications. LLMs need to process a large and diverse dataset during training, which can lead to the model inadvertently capturing and copying sensitive information, which can lead to privacy leakage during text generation [67]. In addition, issues such as unintentional data memory, data leakage, and potential leakage of personal

information have become the main privacy challenges faced by LLMs [263].

At present, privacy protection for privacy leakage and passive privacy attacks can be divided into pre-training and fine-tuning protection methods according to the location of privacy protection [73]. De-identification technology protects privacy by performing thorough data processing of sensitive information during the pre-training phase. DeID-GPTcite [158] uses the powerful Named Entity Recognition (NER) capability of large models to identify sensitive information, to achieve automatic de-identification, showing high accuracy and significant reliability, and is one of the earliest studies using LLM for medical text data processing and de-identification. At the same time, MA Rahman [264] proposed that federated learning [265], differential privacy [266] can reduce data breaches in the healthcare industry due to LLM API calls during fine-tuning.

D. Robustness

One of the possible future research directions of Med-LLMs is to explore the construction of effective adversarial test samples in the medical field, including the construction of synthetic anomaly cases [267] and boundary stress testing [268] to evaluate the robustness of large language models in the medical field. Due to the limited research in this area, especially as Alberts pointed out in the 2023 study [68], there are many challenges in constructing medically relevant adversarial test samples, so future research should focus on overcoming these challenges and developing adversarial test methods suitable for the medical field.

There have been many studies that use uncertainty quantification methods to improve robustness. For example, Ke Shen et al. [269] proposed a formalism and method to improve the robustness of large language models by using risk-adjusted confidence scores. Future research can continue to explore how to apply uncertainty quantification techniques to large language models in the medical field to improve the robustness of the model and reduce risks. At the same time, considering the difficulties of large language models in processing out-of-distribution inputs, future research can also focus on how to use techniques similar to LLM-TTA [270] to improve the robustness of the model to unknown or rare cases in the medical field. By effectively using the augmentation data generated by the model as a means of augmentation at test time, we can reduce the dependence of the model on expensive augmentation while maintaining the performance of the model, which will have important implications for advancing the application of large language models in the medical field.

VII. FUTURE DIRECTIONS

Based on the comprehensive survey of medical large language models presented in this paper, several promising future directions can be identified to further advance the field. These directions encompass algorithmic advancements, industrial transformations, and policy developments.

One key area for future research is the exploration of novel algorithmic approaches to enhance the capabilities of

Med-LLMs. The integration of multimodal learning holds significant potential, where LLMs can be trained to process and understand various types of medical data, such as imaging, sensor readings, and genetic information. This holistic approach to data integration can lead to more comprehensive and accurate medical insights, enabling LLMs to provide a more complete picture of a patient's health status. Furthermore, the emerging field of robot-assisted learning presents exciting opportunities for Med-LLMs. By leveraging embodied cognition and human-AI collaboration, LLMs can be integrated with medical robotics systems to perform complex surgical procedures and assist in patient care. This synergistic combination of natural language processing and physical embodiment can revolutionize the way medical procedures are performed and improve patient outcomes.

In addition to algorithmic advancements, the future of Med-LLMs is expected to drive significant transformations in the healthcare industry. One major area of impact is preventative and precision medicine. By harnessing the predictive power of LLMs, early disease detection and personalized care plans can be developed for individual patients. LLMs can analyze vast amounts of patient data, including electronic health records, genetic information, and lifestyle factors, to identify risk factors and predict potential health issues. This proactive approach to healthcare has the potential to improve patient outcomes, reduce healthcare costs, and promote a shift towards preventative care. Moreover, the integration of LLMs into clinical workflows can streamline various processes, such as medical documentation, diagnostics, and decision support. LLMs can assist healthcare professionals by automatically generating clinical notes, providing evidence-based recommendations, and issuing alerts for potential adverse events. This can greatly reduce the administrative burden on healthcare providers and allow them to focus on delivering high-quality patient care. Another promising application of Med-LLMs is in drug discovery. By analyzing vast amounts of biomedical literature and molecular data, LLMs can identify promising compounds and optimize molecular designs, accelerating the development of novel therapies. LLMs can uncover hidden patterns and relationships in drug-target interactions, predict potential side effects, and suggest novel drug combinations. This can significantly reduce the time and cost associated with drug discovery and development, leading to faster translation of research into clinical applications.

To fully realize the potential of Med-LLMs, supportive policy frameworks need to be developed. Regulatory frameworks for AI in healthcare are crucial to ensure the safety, efficacy, and ethical deployment of these technologies. Clear guidelines and standards for the development, validation, and monitoring of Med-LLMs should be established to build trust among healthcare providers and patients. These frameworks should address issues such as data privacy, algorithmic bias, and transparency in decision-making. Additionally, reimbursement models and incentives should be designed to encourage the adoption and responsible use of LLMs in clinical practice. Policymakers should work closely with healthcare stakeholders to create an enabling environment that fosters innovation while prioritizing patient safety and privacy.

Therefore, the future of Med-LLMs holds immense promise for revolutionizing healthcare delivery and improving patient outcomes. By advancing algorithmic capabilities, driving industrial transformations, and developing supportive policy frameworks, the medical community can harness the full potential of LLMs. However, it is crucial to approach this future with a balanced perspective, acknowledging the current limitations and challenges that need to be addressed. Open problems, such as robustness, interpretability, and data constraints, require further research and development. Adoption challenges, including trust, usability, and integration into existing workflows, must be carefully navigated to ensure the successful deployment of LLMs in clinical practice. As the field continues to evolve, close collaboration between researchers, healthcare professionals, policymakers, and industry stakeholders will be essential to shape a future where Med-LLMs can truly transform healthcare for the benefit of patients worldwide.

VIII. CONCLUSIONS

In conclusion, this comprehensive survey has provided a detailed overview of the rapidly evolving field of medical large language models, exploring their fundamental architectures, progressive enhancements, and trustworthy considerations. The paper has traced the development history of LLMs, discussed the transition from general-purpose to domain-specific models, and highlighted their significant potential in revolutionizing various aspects of healthcare. It has examined key algorithmic advancements, such as clinical reasoning, knowledge graph integration, and retrieval-augmented generation, which enhance LLMs' performance and usability in handling complex medical queries and generating accurate responses. The survey has also explored the diverse applications of LLMs, ranging from clinical documentation and diagnosis assistance to patient communication and medical education, demonstrating their immense potential in streamlining healthcare processes and improving patient outcomes. In addition, the paper has emphasized the critical importance of trustworthy and safe deployment of Med-LLMs, discussing challenges associated with fairness, accountability, privacy, and robustness, and highlighting the need for rigorous evaluation, ethical considerations, and regulatory frameworks. Looking toward the future, the survey has identified promising research directions, including algorithmic advancements, industrial transformations, and policy developments to support the responsible growth of Med-LLMs.

This comprehensive survey has provided a valuable resource for researchers, practitioners, and stakeholders interested in the field of Med-LLMs. It has highlighted the immense potential of these models in revolutionizing healthcare delivery while also emphasizing the need for responsible development and deployment. As the field continues to evolve, close collaboration between researchers, healthcare professionals, policymakers, and industry stakeholders will be essential to harness the full potential of Med-LLMs and shape a future where they can truly transform healthcare for the benefit of patients worldwide.

REFERENCES

- [1] S. Xue, Y. Wang, Z. Chu, X. Shi, C. Jiang, H. Hao, G. Jiang, X. Feng, J. Zhang, and J. Zhou, "Prompt-augmented temporal point process for streaming event sequence," *Advances in Neural Information Processing Systems*, vol. 36, pp. 18 885–18 905, 2023.
- [2] Z. Chu, H. Guo, X. Zhou, Y. Wang, F. Yu, H. Chen, W. Xu, X. Lu, Q. Cui, L. Li *et al.*, "Data-centric financial large language models," *arXiv preprint arXiv:2310.17784*, 2023.
- [3] J. Devlin, M.-W. Chang, K. Lee, and K. Toutanova, "Bert: Pre-training of deep bidirectional transformers for language understanding," *arXiv preprint arXiv:1810.04805*, 2018.
- [4] C. Raffel, N. Shazeer, A. Roberts, K. Lee, S. Narang, M. Matena, Y. Zhou, W. Li, and P. J. Liu, "Exploring the limits of transfer learning with a unified text-to-text transformer," *Journal of Machine Learning Research*, vol. 21, no. 140, pp. 1–67, 2020. [Online]. Available: <http://jmlr.org/papers/v21/20-074.html>
- [5] Y. Anand, Z. Nussbaum, B. Duderstadt, B. Schmidt, and A. Mulyar, "Gpt4all: Training an assistant-style chatbot with large scale data distillation from gpt-3.5-turbo," <https://github.com/nomic-ai/gpt4all>, 2023.
- [6] Y. Tian, R. Gan, Y. Song, J. Zhang, and Y. Zhang, "Chimed-gpt: A chinese medical large language model with full training regime and better alignment to human preferences," *arXiv preprint arXiv:2311.06025*, 2023.
- [7] M. Xu, "Medicalgpt: Training medical gpt model," <https://github.com/shibing624/MedicalGPT>, 2023.
- [8] J. Chen, X. Wang, A. Gao, F. Jiang, S. Chen, H. Zhang, D. Song, W. Xie, C. Kong, J. Li *et al.*, "Huatuoqpt-ii, one-stage training for medical adaption of llms," *arXiv preprint arXiv:2311.09774*, 2023.
- [9] W. Zhu and X. Wang, "Chatmed: A chinese medical large language model," <https://github.com/michael-wzhu/ChatMed>, 2023.
- [10] H. Nori, Y. T. Lee, S. Zhang, D. Carignan, R. Edgar, N. Fusi, N. King, J. Larson, Y. Li, W. Liu *et al.*, "Can generalist foundation models outcompete special-purpose tuning? case study in medicine," *arXiv preprint arXiv:2311.16452*, 2023.
- [11] B. Min, H. Ross, E. Sulem, A. P. B. Veysseh, T. H. Nguyen, O. Sainz, E. Agirre, I. Heintz, and D. Roth, "Recent advances in natural language processing via large pre-trained language models: A survey," *ACM Computing Surveys*, vol. 56, no. 2, pp. 1–40, 2023.
- [12] Y. Liu, M. Ott, N. Goyal, J. Du, M. Joshi, D. Chen, O. Levy, M. Lewis, L. Zettlemoyer, and V. Stoyanov, "Roberta: A robustly optimized bert pretraining approach," *arXiv preprint arXiv:1907.11692*, 2019.
- [13] K. He, R. Mao, Q. Lin, Y. Ruan, X. Lan, M. Feng, and E. Cambria, "A survey of large language models for healthcare: from data, technology, and applications to accountability and ethics," *arXiv preprint arXiv:2310.05694*, 2023.
- [14] J. Wei, Y. Tay, R. Bommasani, C. Raffel, B. Zoph, S. Borgeaud, D. Yogatama, M. Bosma, D. Zhou, D. Metzler *et al.*, "Emergent abilities of large language models," *arXiv preprint arXiv:2206.07682*, 2022.
- [15] J. Wei, X. Wang, D. Schuurmans, M. Bosma, brian ichter, F. Xia, E. H. Chi, Q. V. Le, and D. Zhou, "Chain of thought prompting elicits reasoning in large language models," in *Advances in Neural Information Processing Systems*, A. H. Oh, A. Agarwal, D. Belgrave, and K. Cho, Eds., 2022. [Online]. Available: https://openreview.net/forum?id=_VjQlMeSB_J
- [16] J. Liu, P. Zhou, Y. Hua, D. Chong, Z. Tian, A. Liu, H. Wang, C. You, Z. Guo, L. Zhu *et al.*, "Benchmarking large language models on cmexam-a comprehensive chinese medical exam dataset," *Advances in Neural Information Processing Systems*, vol. 36, 2024.
- [17] Y. Cai, L. Wang, Y. Wang, G. de Melo, Y. Zhang, Y. Wang, and L. He, "Medbench: A large-scale chinese benchmark for evaluating medical large language models," in *Proceedings of the AAAI Conference on Artificial Intelligence*, vol. 38, no. 16, 2024, pp. 17 709–17 717.
- [18] R. Yang, H. Liu, Q. Zeng, Y. H. Ke, W. Li, L. Cheng, Q. Chen, J. Caverlee, Y. Matsuo, and I. Li, "Kg-rank: Enhancing large language models for medical qa with knowledge graphs and ranking techniques," *arXiv preprint arXiv:2403.05881*, 2024.
- [19] J. Li, Y. Sun, R. J. Johnson, D. Sciaky, C.-H. Wei, R. Leaman, A. P. Davis, C. J. Mattingly, T. C. Wieggers, and Z. Lu, "Biocreative v cdr task corpus: a resource for chemical disease relation extraction," *Database*, vol. 2016, 2016.
- [20] S. Karimi, A. Metke-Jimenez, M. Kemp, and C. Wang, "Cadecc: A corpus of adverse drug event annotations," *Journal of biomedical informatics*, vol. 55, pp. 73–81, 2015.

- [21] R. I. Doğan, R. Leaman, and Z. Lu, “Nebi disease corpus: a resource for disease name recognition and concept normalization,” *Journal of biomedical informatics*, vol. 47, pp. 1–10, 2014.
- [22] D. Jin, E. Pan, N. Oufattole, W.-H. Weng, H. Fang, and P. Szolovits, “What disease does this patient have? a large-scale open domain question answering dataset from medical exams,” *Applied Sciences*, vol. 11, no. 14, p. 6421, 2021.
- [23] Q. Jin, B. Dhingra, Z. Liu, W. Cohen, and X. Lu, “Pubmedqa: A dataset for biomedical research question answering,” in *Proceedings of the 2019 Conference on Empirical Methods in Natural Language Processing and the 9th International Joint Conference on Natural Language Processing (EMNLP-IJCNLP)*, 2019, pp. 2567–2577.
- [24] A. Pal, L. K. Umapathi, and M. Sankarasubbu, “Medmcqa: A large-scale multi-subject multi-choice dataset for medical domain question answering,” in *Proceedings of the Conference on Health, Inference, and Learning*, ser. Proceedings of Machine Learning Research, G. Flores, G. H. Chen, T. Pollard, J. C. Ho, and T. Naumann, Eds., vol. 174. PMLR, 07–08 Apr 2022, pp. 248–260.
- [25] A. Romanov and C. Shivade, “Lessons from natural language inference in the clinical domain,” *arXiv:1808.06752 [cs]*, 2018.
- [26] A. E. Johnson, T. J. Pollard, S. J. Berkowitz, N. R. Greenbaum, M. P. Lungren, C.-y. Deng, R. G. Mark, and S. Horng, “Mimic-cxr, a de-identified publicly available database of chest radiographs with free-text reports,” *Scientific data*, vol. 6, no. 1, p. 317, 2019.
- [27] P. Sen, G. Namata, M. Bilgic, L. Getoor, B. Galligher, and T. Eliassi-Rad, “Collective classification in network data,” *AI magazine*, vol. 29, no. 3, pp. 93–93, 2008.
- [28] S. Joseph, K. Kazanas, K. Reina, V. J. Ramanathan, W. Xu, B. C. Wallace, and J. J. Li, “Multilingual simplification of medical texts,” *arXiv preprint arXiv:2305.12532*, 2023.
- [29] Y. Liao, Y. Meng, H. Liu, Y. Wang, and Y. Wang, “An automatic evaluation framework for multi-turn medical consultations capabilities of large language models,” *arXiv preprint arXiv:2309.02077*, 2023.
- [30] X. Shi, J. Xu, J. Ding, J. Pang, S. Liu, S. Luo, X. Peng, L. Lu, H. Yang, M. Hu *et al.*, “Llm-mini-cex: Automatic evaluation of large language model for diagnostic conversation,” *arXiv preprint arXiv:2308.07635*, 2023.
- [31] J. Xu, L. Lu, S. Yang, B. Liang, X. Peng, J. Pang, J. Ding, X. Shi, L. Yang, H. Song *et al.*, “Medgpteval: A dataset and benchmark to evaluate responses of large language models in medicine,” *arXiv preprint arXiv:2305.07340*, 2023.
- [32] L. Liu, X. Yang, F. Li, C. Chi, Y. Shen, S. L. M. Zhang, X. Ma, X. Lyu, L. Ma, Z. Zhang *et al.*, “Towards automatic evaluation for llms’ clinical capabilities: Metric, data, and algorithm,” *arXiv preprint arXiv:2403.16446*, 2024.
- [33] Q. Lu, D. Dou, and T. Nguyen, “ClinicalT5: A generative language model for clinical text,” in *Findings of the Association for Computational Linguistics: EMNLP 2022*. Association for Computational Linguistics, 2022, pp. 5436–5443. [Online]. Available: <https://aclanthology.org/2022.findings-emnlp.398>
- [34] G. Wang, G. Yang, Z. Du, L. Fan, and X. Li, “Clinicalgpt: large language models finetuned with diverse medical data and comprehensive evaluation,” *arXiv preprint arXiv:2306.09968*, 2023.
- [35] R. Luo, L. Sun, Y. Xia, T. Qin, S. Zhang, H. Poon, and T.-Y. Liu, “Biogpt: generative pre-trained transformer for biomedical text generation and mining,” *Briefings in bioinformatics*, vol. 23, no. 6, p. bbac409, 2022.
- [36] Y. Gu, R. Tinn, H. Cheng, M. Lucas, N. Usuyama, X. Liu, T. Naumann, J. Gao, and H. Poon, “Domain-specific language model pretraining for biomedical natural language processing,” *ACM Transactions on Computing for Healthcare (HEALTH)*, vol. 3, no. 1, pp. 1–23, 2021.
- [37] X. Yang, A. Chen, N. PourNejatian, H. C. Shin, K. E. Smith, C. Parisien, C. Compas, C. Martin, A. B. Costa, M. G. Flores *et al.*, “A large language model for electronic health records,” *NPJ digital medicine*, vol. 5, no. 1, p. 194, 2022.
- [38] K. Singhal, S. Azizi, T. Tu, S. S. Mahdavi, J. Wei, H. W. Chung, N. Scales, A. Tanwani, H. Cole-Lewis, S. Pfohl *et al.*, “Large language models encode clinical knowledge,” *Nature*, vol. 620, no. 7972, pp. 172–180, 2023.
- [39] T. Han, L. C. Adams, J.-M. Papaioannou, P. Grundmann, T. Oberhauser, A. Löser, D. Truhn, and K. K. Bressen, “Medalpaca—an open-source collection of medical conversational ai models and training data,” *arXiv preprint arXiv:2304.08247*, 2023.
- [40] C. Li, C. Wong, S. Zhang, N. Usuyama, H. Liu, J. Yang, T. Naumann, H. Poon, and J. Gao, “LLaVA-med: Training a large language-and-vision assistant for biomedicine in one day,” in *Advances in Neural Information Processing Systems*, vol. 36, 2023, pp. 28 541–28 564.
- [41] J. Wu, X. Wu, and J. Yang, “Guiding clinical reasoning with large language models via knowledge seeds,” *arXiv preprint arXiv:2403.06609*, 2024.
- [42] J. Wang, Z. Yang, Z. Yao, and H. Yu, “Jmlr: Joint medical llm and retrieval training for enhancing reasoning and professional question answering capability,” *arXiv preprint arXiv:2402.17887*, 2024.
- [43] Y. Gao, R. Li, J. Caskey, D. Dligach, T. Miller, M. M. Churpek, and M. Afshar, “Leveraging a medical knowledge graph into large language models for diagnosis prediction,” *arXiv preprint arXiv:2308.14321*, 2023.
- [44] D. Varshney, A. Zafar, N. K. Behera, and A. Ekbal, “Knowledge graph assisted end-to-end medical dialog generation,” *Artificial Intelligence in Medicine*, vol. 139, p. 102535, 2023.
- [45] Q. Ye, J. Liu, D. Chong, P. Zhou, Y. Hua, and A. Liu, “Qilin-med: Multi-stage knowledge injection advanced medical large language model,” *arXiv preprint arXiv:2310.09089*, 2023.
- [46] Z. Bao, W. Chen, S. Xiao, K. Ren, J. Wu, C. Zhong, J. Peng, X. Huang, and Z. Wei, “Disc-medllm: Bridging general large language models and real-world medical consultation,” *arXiv preprint arXiv:2308.14346*, 2023.
- [47] L. Yue and T. Fu, “Ct-agent: Clinical trial multi-agent with large language model-based reasoning,” *arXiv preprint arXiv:2404.14777*, 2024.
- [48] Q. Wu, G. Bansal, J. Zhang, Y. Wu, S. Zhang, E. Zhu, B. Li, L. Jiang, X. Zhang, and C. Wang, “Autogen: Enabling next-gen llm applications via multi-agent conversation framework,” *arXiv preprint arXiv:2308.08155*, 2023.
- [49] S. Hong, L. Xiao, X. Zhang, and J. Chen, “Argmed-agents: Explainable clinical decision reasoning with large language models via argumentation schemes,” *arXiv preprint arXiv:2403.06294*, 2024.
- [50] A. Smit, P. Duckworth, N. Grinsztajn, K.-a. Tessera, T. D. Barrett, and A. Pretorius, “Are we going mad? benchmarking multi-agent debate between language models for medical q&a,” *arXiv preprint arXiv:2311.17371*, 2023.
- [51] A. Lozano, S. L. Fleming, C.-C. Chiang, and N. Shah, “Clinfo. ai: An open-source retrieval-augmented large language model system for answering medical questions using scientific literature,” in *PACIFIC SYMPOSIUM ON BIOCOMPUTING 2024*. World Scientific, 2023, pp. 8–23.
- [52] C. Zalka, R. Shad, A. Chaurasia, A. R. Dalal, J. L. Kim, M. Moor, R. Fong, C. Phillips, K. Alexander, E. Ashley *et al.*, “Almanac—retrieval-augmented language models for clinical medicine,” *NEJM AI*, vol. 1, no. 2, p. A1oa2300068, 2024.
- [53] M. Li, H. Kilicoglu, H. Xu, and R. Zhang, “Biomedrag: A retrieval augmented large language model for biomedicine,” *arXiv preprint arXiv:2405.00465*, 2024.
- [54] M. Jeong, J. Sohn, M. Sung, and J. Kang, “Improving medical reasoning through retrieval and self-reflection with retrieval-augmented large language models,” *arXiv preprint arXiv:2401.15269*, 2024.
- [55] H. Yu, P. Guo, and A. Sano, “Zero-shot ecg diagnosis with large language models and retrieval-augmented generation,” in *Machine Learning for Health (MLAH)*. PMLR, 2023, pp. 650–663.
- [56] C. Long, D. Subburam, K. Lowe, A. d. Santos, J. Zhang, S. Hwang, N. Saduka, Y. Horev, T. Su, D. Cote *et al.*, “Chatent: Augmented large language model for expert knowledge retrieval in otolaryngology-head and neck surgery,” *medRxiv*, pp. 2023–08, 2023.
- [57] G. Xiong, Q. Jin, Z. Lu, and A. Zhang, “Benchmarking retrieval-augmented generation for medicine,” *arXiv preprint arXiv:2402.13178*, 2024.
- [58] Z. Huang, K. Xue, Y. Fan, L. Mu, R. Liu, T. Ruan, S. Zhang, and X. Zhang, “Tool calling: Enhancing medication consultation via retrieval-augmented large language models,” *arXiv preprint arXiv:2404.17897*, 2024.
- [59] T. Han, A. Kumar, C. Agarwal, and H. Lakkaraju, “Towards safe and aligned large language models for medicine,” *arXiv preprint arXiv:2403.03744*, 2024.
- [60] Z. Sun, Y. Shen, Q. Zhou, H. Zhang, Z. Chen, D. Cox, Y. Yang, and C. Gan, “Principle-driven self-alignment of language models from scratch with minimal human supervision,” *Advances in Neural Information Processing Systems*, vol. 36, 2024.
- [61] S. Manathunga and I. Hettigoda, “Aligning large language models for clinical tasks,” *arXiv preprint arXiv:2309.02884*, 2023.
- [62] Y. Feng, X. Xu, Y. Zhuang, and M. Zhang, “Large language models improve alzheimer’s disease diagnosis using multi-modality data,” in *2023 IEEE International Conference on Medical Artificial Intelligence (MedAI)*. IEEE, 2023, pp. 61–66.

- [63] Z. Yuan, Q. Jin, C. Tan, Z. Zhao, H. Yuan, F. Huang, and S. Huang, "Ramm: Retrieval-augmented biomedical visual question answering with multi-modal pre-training," in *Proceedings of the 31st ACM International Conference on Multimedia*, 2023, pp. 547–556.
- [64] J. Liu, Z. Wang, Q. Ye, D. Chong, P. Zhou, and Y. Hua, "Qilin-med-vl: Towards chinese large vision-language model for general healthcare," *arXiv preprint arXiv:2310.17956*, 2023.
- [65] Y. Li, M. Du, R. Song, X. Wang, and Y. Wang, "A survey on fairness in large language models," *arXiv preprint arXiv:2308.10149*, 2023.
- [66] D. H. Solomon, K. D. Allen, P. Katz, A. H. Sawalha, and E. Yelin, "Chatgpt, et al. . . artificial intelligence, authorship, and medical publishing," *ACR Open Rheumatology*, vol. 5, no. 6, p. 288, 2023.
- [67] B. C. Das, M. H. Amini, and Y. Wu, "Security and privacy challenges of large language models: A survey," *arXiv preprint arXiv:2402.00888*, 2024.
- [68] I. L. Alberts, L. Mercolli, T. Pyka, G. Prenosil, K. Shi, A. Rominger, and A. Afshar-Oromieh, "Large language models (llm) and chatgpt: what will the impact on nuclear medicine be?" *European journal of nuclear medicine and molecular imaging*, vol. 50, no. 6, pp. 1549–1552, 2023.
- [69] C. Wu, Z. Lin, W. Fang, and Y. Huang, "A medical diagnostic assistant based on llm," in *China Health Information Processing Conference*. Springer, 2023, pp. 135–147.
- [70] H. Wang, S. Zhao, Z. Qiang, N. Xi, B. Qin, and T. Liu, "Beyond direct diagnosis: Llm-based multi-specialist agent consultation for automatic diagnosis," *arXiv preprint arXiv:2401.16107*, 2024.
- [71] B. Meskó and E. J. Topol, "The imperative for regulatory oversight of large language models (or generative ai) in healthcare," *NPJ digital medicine*, vol. 6, no. 1, p. 120, 2023.
- [72] H. Nori, N. King, S. M. McKinney, D. Carignan, and E. Horvitz, "Capabilities of gpt-4 on medical challenge problems," *arXiv preprint arXiv:2303.13375*, 2023.
- [73] B. Yan, K. Li, M. Xu, Y. Dong, Y. Zhang, Z. Ren, and X. Cheng, "On protecting the data privacy of large language models (llms): A survey," *arXiv preprint arXiv:2403.05156*, 2024.
- [74] intersoft consulting, "General data protection regulation," 2016. [Online]. Available: <https://gdpr-info.eu/>
- [75] A. Act, "Health insurance portability and accountability act of 1996," *Public law*, vol. 104, p. 191, 1996.
- [76] Z. Chu, Y. Wang, L. Li, Z. Wang, Z. Qin, and K. Ren, "A causal explainable guardrails for large language models," *arXiv preprint arXiv:2405.04160*, 2024.
- [77] J. Kaplan, S. McCandlish, T. Henighan, T. B. Brown, B. Chess, R. Child, S. Gray, A. Radford, J. Wu, and D. Amodei, "Scaling laws for neural language models," *arXiv preprint arXiv:2001.08361*, 2020.
- [78] "PubMed Central (PMC) Article Datasets for Text Mining," <https://www.ncbi.nlm.nih.gov/pmc/tools/textmining/>, Accessed 2023, national Center for Biotechnology Information (NCBI).
- [79] A. J. Thirunavukarasu, D. S. J. Ting, K. Elangovan, L. Gutierrez, T. F. Tan, and D. S. W. Ting, "Large language models in medicine," *Nature medicine*, vol. 29, no. 8, pp. 1930–1940, 2023.
- [80] J. A. Omiye, H. Gui, S. J. Rezaei, J. Zou, and R. Daneshjou, "Large language models in medicine: The potentials and pitfalls: A narrative review," *Annals of Internal Medicine*, vol. 177, no. 2, pp. 210–220, 2024.
- [81] X. Yang, A. Chen, N. PourNejatian, H. C. Shin, K. E. Smith, C. Parisien, C. Compas, C. Martin, M. G. Flores, Y. Zhang *et al.*, "Gatortron: a large clinical language model to unlock patient information from unstructured electronic health records," *arXiv preprint arXiv:2203.03540*, 2022.
- [82] T. H. Kung, M. Cheatham, A. Medenilla, C. Sillos, L. De Leon, C. Elepaño, M. Madiaga, R. Aggabao, G. Diaz-Candido, J. Maningo *et al.*, "Performance of chatgpt on usmle: potential for ai-assisted medical education using large language models," *PLoS digital health*, vol. 2, no. 2, p. e0000198, 2023.
- [83] J. Kottlors, G. Bratke, P. Rauen, C. Kabbasch, T. Persigehl, M. Schlammann, and S. Lennartz, "Feasibility of differential diagnosis based on imaging patterns using a large language model," *Radiology*, vol. 308, no. 1, p. e231167, 2023.
- [84] Y. Huang, K. Tang, and M. Chen, "A comprehensive survey on evaluating large language model applications in the medical industry," *arXiv preprint arXiv:2404.15777*, 2024.
- [85] R. M. French, "Subcognition and the limits of the turing test," *Mind*, vol. 99, no. 393, pp. 53–65, 1990.
- [86] H. Schmid, "Improvements in part-of-speech tagging with an application to german," in *Natural language processing using very large corpora*. Springer, 1999, pp. 13–25.
- [87] L. Medsker and L. C. Jain, *Recurrent neural networks: design and applications*. CRC press, 1999.
- [88] G. Van Houdt, C. Mosquera, and G. Nápoles, "A review on the long short-term memory model," *Artificial Intelligence Review*, vol. 53, no. 8, pp. 5929–5955, 2020.
- [89] T. Mikolov, K. Chen, G. Corrado, and J. Dean, "Efficient estimation of word representations in vector space," *arXiv preprint arXiv:1301.3781*, 2013.
- [90] A. Vaswani, N. Shazeer, N. Parmar, J. Uszkoreit, L. Jones, A. N. Gomez, Ł. Kaiser, and I. Polosukhin, "Attention is all you need," *Advances in neural information processing systems*, vol. 30, 2017.
- [91] A. Radford, K. Narasimhan, T. Salimans, I. Sutskever *et al.*, "Improving language understanding by generative pre-training," *OpenAI*, 2018.
- [92] T. Brown, B. Mann, N. Ryder, M. Subbiah, J. D. Kaplan, P. Dhariwal, A. Neelakantan, P. Shyam, G. Sastry, A. Askell *et al.*, "Language models are few-shot learners," *Advances in neural information processing systems*, vol. 33, pp. 1877–1901, 2020.
- [93] J. Achiam, S. Adler, S. Agarwal, L. Ahmad, I. Akkaya, F. L. Aleman, D. Almeida, J. Altenschmidt, S. Altman, S. Anadkat *et al.*, "Gpt-4 technical report," *arXiv preprint arXiv:2303.08774*, 2023.
- [94] M. Wu, T.-T. Vu, L. Qu, G. Foster, and G. Haffari, "Adapting large language models for document-level machine translation," *arXiv preprint arXiv:2401.06468*, 2024.
- [95] J. Howard and S. Ruder, "Universal language model fine-tuning for text classification," *arXiv preprint arXiv:1801.06146*, 2018.
- [96] X. Qiu, T. Sun, Y. Xu, Y. Shao, N. Dai, and X. Huang, "Pre-trained models for natural language processing: A survey," *Science China Technological Sciences*, vol. 63, no. 10, pp. 1872–1897, 2020.
- [97] K. Clark, M.-T. Luong, Q. V. Le, and C. D. Manning, "Electra: Pre-training text encoders as discriminators rather than generators," *arXiv preprint arXiv:2003.10555*, 2020.
- [98] Z. Lan, M. Chen, S. Goodman, K. Gimpel, P. Sharma, and R. Soricut, "Albert: A lite bert for self-supervised learning of language representations," *arXiv preprint arXiv:1909.11942*, 2019.
- [99] R. Taori, I. Gulrajani, T. Zhang, Y. Dubois, X. Li, C. Guestrin, P. Liang, and T. B. Hashimoto, "Stanford alpaca: An instruction-following llama model," 2023.
- [100] K. Lu, H. Yuan, Z. Yuan, R. Lin, J. Lin, C. Tan, C. Zhou, and J. Zhou, "# instag: Instruction tagging for analyzing supervised fine-tuning of large language models," in *The Twelfth International Conference on Learning Representations*, 2023.
- [101] S. Zhang, L. Dong, X. Li, S. Zhang, X. Sun, S. Wang, J. Li, R. Hu, T. Zhang, F. Wu *et al.*, "Instruction tuning for large language models: A survey," *arXiv preprint arXiv:2308.10792*, 2023.
- [102] Z. Han, C. Gao, J. Liu, S. Q. Zhang *et al.*, "Parameter-efficient fine-tuning for large models: A comprehensive survey," *arXiv preprint arXiv:2403.14608*, 2024.
- [103] E. J. Hu, P. Wallis, Z. Allen-Zhu, Y. Li, S. Wang, L. Wang, W. Chen *et al.*, "Lora: Low-rank adaptation of large language models," in *International Conference on Learning Representations*, 2021.
- [104] L. Ouyang, J. Wu, X. Jiang, D. Almeida, C. Wainwright, P. Mishkin, C. Zhang, S. Agarwal, K. Slama, A. Ray *et al.*, "Training language models to follow instructions with human feedback," *Advances in neural information processing systems*, vol. 35, pp. 27730–27744, 2022.
- [105] H. Touvron, T. Lavril, G. Izacard, X. Martinet, M.-A. Lachaux, T. Lacroix, B. Rozière, N. Goyal, E. Hambro, F. Azhar, A. Rodriguez, A. Joulin, E. Grave, and G. Lample, "Llama: Open and efficient foundation language models," 2023.
- [106] Q. Dong, L. Li, D. Dai, C. Zheng, Z. Wu, B. Chang, X. Sun, J. Xu, and Z. Sui, "A survey on in-context learning," *arXiv preprint arXiv:2301.00234*, 2022.
- [107] J. Li, A. Sun, J. Han, and C. Li, "A survey on deep learning for named entity recognition," *IEEE transactions on knowledge and data engineering*, vol. 34, no. 1, pp. 50–70, 2020.
- [108] A. B. Abacha and P. Zweigenbaum, "Medical entity recognition: a comparison of semantic and statistical methods," in *Proceedings of BioNLP 2011 workshop*, 2011, pp. 56–64.
- [109] G. Zhou, J. Su, J. Zhang, and M. Zhang, "Exploring various knowledge in relation extraction," in *Proceedings of the 43rd annual meeting of the association for computational linguistics (acl'05)*, 2005, pp. 427–434.
- [110] A. Goel, A. Gueta, O. Gilon, C. Liu, S. Erell, L. H. Nguyen, X. Hao, B. Jaber, S. Reddy, R. Kartha *et al.*, "Llms accelerate annotation for medical information extraction," in *Machine Learning for Health (ML4H)*. PMLR, 2023, pp. 82–100.

- [111] J. Liu, Y. Chen, K. Liu, W. Bi, and X. Liu, "Event extraction as machine reading comprehension," in *Proceedings of the 2020 conference on empirical methods in natural language processing (EMNLP)*, 2020, pp. 1641–1651.
- [112] X. Yang, J. Bian, W. R. Hogan, and Y. Wu, "Clinical concept extraction using transformers," *Journal of the American Medical Informatics Association*, vol. 27, no. 12, pp. 1935–1942, 2020.
- [113] J. Kim, J. Nam, S. Mo, J. Park, S.-W. Lee, M. Seo, J.-W. Ha, and J. Shin, "Sure: Improving open-domain question answering of llms via summarized retrieval," in *The Twelfth International Conference on Learning Representations*, 2023.
- [114] L. Tang, Z. Sun, B. Idnay, J. G. Nestor, A. Soroush, P. A. Elias, Z. Xu, Y. Ding, G. Durrett, J. F. Rousseau *et al.*, "Evaluating large language models on medical evidence summarization," *npj Digital Medicine*, vol. 6, no. 1, p. 158, 2023.
- [115] B. Fan, W. Fan, C. Smith *et al.*, "Adverse drug event detection and extraction from open data: A deep learning approach," *Information Processing & Management*, vol. 57, no. 1, p. 102131, 2020.
- [116] P. Webster, "Six ways large language models are changing healthcare," *Nature Medicine*, vol. 29, no. 12, pp. 2969–2971, 2023.
- [117] Y. Wang, Y. Zhao, and L. Petzold, "Are large language models ready for healthcare? a comparative study on clinical language understanding," in *Machine Learning for Healthcare Conference*. PMLR, 2023, pp. 804–823.
- [118] Y. Zhuang, Y. Yu, K. Wang, H. Sun, and C. Zhang, "Toolqa: A dataset for llm question answering with external tools," *Advances in Neural Information Processing Systems*, vol. 36, 2024.
- [119] S. Chen, Y. Li, S. Lu, H. Van, H. J. Aerts, G. K. Savova, and D. S. Bitterman, "Evaluation of chatgpt family of models for biomedical reasoning and classification," *arXiv preprint arXiv:2304.02496*, 2023.
- [120] N. S. Tawfik and M. R. Spruit, "Towards recognition of textual entailment in the biomedical domain," in *Natural Language Processing and Information Systems*, E. Métais, F. Meziane, S. Vadera, V. Sugumaran, and M. Saracee, Eds. Springer International Publishing, 2019, pp. 368–375.
- [121] S. Yadav, V. Pallagani, and A. Sheth, "Medical knowledge-enriched textual entailment framework," 2020. [Online]. Available: <https://arxiv.org/abs/2011.05257>
- [122] F. S. Yazici, W.-T. Vong, V. Raman, P. H. H. Then, and M. J. Lunia, "An experimental evaluation of deep neural network model performance for the recognition of contradictory medical research claims using small and medium-sized corpora," pp. 68–77, 2021, num Pages: 10.
- [123] J. Yang, S. C. Han, and J. Poon, "A survey on extraction of causal relations from natural language text," vol. 64, no. 5, pp. 1161–1186, 2022-05-01. [Online]. Available: <https://doi.org/10.1007/s10115-022-01665-w>
- [124] Z. Zhou, "Evaluation of ChatGPT's capabilities in medical report generation," 2023-04-14. [Online]. Available: <https://www.cureus.com/articles/143224-evaluation-of-chatgpts-capabilities-in-medical-report-generation>
- [125] J.-D. Kim, T. Ohta, Y. Tateisi, and J. Tsujii, "Genia corpus—a semantically annotated corpus for bio-textmining," *Bioinformatics*, vol. 19, no. suppl_1, pp. i180–i182, 2003.
- [126] J.-D. Kim, Y. Wang, T. Takagi, and A. Yonezawa, "Overview of genia event task in bionlp shared task 2011," in *Proceedings of BioNLP shared task 2011 workshop*, 2011, pp. 7–15.
- [127] H. Gurulingappa, A. M. Rajput, A. Roberts, J. Fluck, M. Hofmann-Apitius, and L. Toldo, "Development of a benchmark corpus to support the automatic extraction of drug-related adverse effects from medical case reports," *Journal of biomedical informatics*, vol. 45, no. 5, pp. 885–892, 2012.
- [128] S. Pradhan, N. Elhadad, B. R. South, D. Martinez, L. M. Christensen, A. Vogel, H. Suominen, W. W. Chapman, and G. K. Savova, "Task 1: Share/clef ehealth evaluation lab 2013," *CLEF (working notes)*, vol. 1179, 2013.
- [129] J.-D. Kim, Y. Wang, and Y. Yasunori, "The genia event extraction shared task, 2013 edition-overview," in *Proceedings of the BioNLP Shared Task 2013 Workshop*, 2013, pp. 8–15.
- [130] D. L. Mowery, S. Velupillai, B. R. South, L. Christensen, D. Martinez, L. Kelly, L. Goeuriot, N. Elhadad, S. Pradhan, G. Savova *et al.*, "Task 2: Share/clef ehealth evaluation lab 2014," in *Proceedings of CLEF 2014*, 2014.
- [131] Z. Sun, J. Li, G. Pergola, B. C. Wallace, B. John, N. Greene, J. Kim, and Y. He, "Phee: A dataset for pharmacovigilance event extraction from text," *arXiv preprint arXiv:2210.12560*, 2022.
- [132] A. Pampari, P. Raghavan, J. Liang, and J. Peng, "Emrqa: A large corpus for question answering on electronic medical records," in *2018 Conference on Empirical Methods in Natural Language Processing, EMNLP 2018*. Association for Computational Linguistics, 2018, pp. 2357–2368.
- [133] Z. Wei, Q. Liu, B. Peng, H. Tou, T. Chen, X.-J. Huang, K.-F. Wong, and X. Dai, "Task-oriented dialogue system for automatic diagnosis," in *Proceedings of the 56th Annual Meeting of the Association for Computational Linguistics (Volume 2: Short Papers)*, 2018, pp. 201–207.
- [134] A. B. Abacha, Y. Mrabet, M. Sharp, T. R. Goodwin, S. E. Shooshan, and D. Demner-Fushman, "Bridging the gap between consumers' medication questions and trusted answers," in *MedInfo*, 2019, pp. 25–29.
- [135] A. Ben Abacha and D. Demner-Fushman, "A question-entailment approach to question answering," *BMC Bioinform.*, vol. 20, no. 1, pp. 511:1–511:23, 2019. [Online]. Available: <https://bmcbioinformatics.biomedcentral.com/articles/10.1186/s12859-019-3119-4>
- [136] J. He, M. Fu, and M. Tu, "Applying deep matching networks to chinese medical question answering: a study and a dataset," *BMC medical informatics and decision making*, vol. 19, no. 2, pp. 91–100, 2019.
- [137] Q. Liu, S. Jiang, Y. Wang, and S. Li, "Liveqa: A question answering dataset over sports live," in *Chinese Computational Linguistics: 19th China National Conference, CCL 2020, Hainan, China, October 30–November 1, 2020, Proceedings 19*. Springer, 2020, pp. 316–328.
- [138] G. Zeng, Q. Wu, Y. Zhang, Z. Yu, E. Xing, and P. Xie, "Develop medical dialogue systems for covid-19," <https://github.com/UCSD-AI4H/COVID-Dialogue>, 2020.
- [139] M. Savery, A. B. Abacha, S. Gayen, and D. Demner-Fushman, "Question-driven summarization of answers to consumer health questions," *Scientific Data*, vol. 7, no. 1, p. 322, 2020.
- [140] L. L. Wang, K. Lo, Y. Chandrasekhar, R. Reas, J. Yang, D. Burdick, D. Eide, K. Funk, Y. Katsis, R. Kinney *et al.*, "Cord-19: The covid-19 open research dataset," *ArXiv*, 2020.
- [141] D. Hendrycks, C. Burns, S. Basart, A. Zou, M. Mazeika, D. Song, and J. Steinhardt, "Measuring massive multitask language understanding," *Proceedings of the International Conference on Learning Representations (ICLR)*, 2021.
- [142] F. Xia, B. Li, Y. Weng, S. He, K. Liu, B. Sun, S. Li, and J. Zhao, "MedConQA: Medical conversational question answering system based on knowledge graphs," in *Proceedings of the The 2022 Conference on Empirical Methods in Natural Language Processing: System Demonstrations*. Abu Dhabi, UAE: Association for Computational Linguistics, Dec. 2022, pp. 148–158.
- [143] Y. Li, Z. Li, K. Zhang, R. Dan, S. Jiang, and Y. Zhang, "Chatdoctor: A medical chat model fine-tuned on a large language model meta-ai (llama) using medical domain knowledge," *Cureus*, vol. 15, no. 6, 2023.
- [144] J. Li, X. Wang, X. Wu, Z. Zhang, X. Xu, J. Fu, P. Tiwari, X. Wan, and B. Wang, "Huatuo-26m, a large-scale chinese medical qa dataset," *arXiv preprint arXiv:2305.01526*, 2023.
- [145] A. E. Johnson, T. J. Pollard, L. Shen, L.-w. H. Lehman, M. Feng, M. Ghassemi, B. Moody, P. Szolovits, L. Anthony Celi, and R. G. Mark, "Mimic-iii, a freely accessible critical care database," *Scientific data*, vol. 3, no. 1, pp. 1–9, 2016.
- [146] A. B. Abacha and D. Demner-Fushman, "On the summarization of consumer health questions," in *Proceedings of the 57th Annual Meeting of the Association for Computational Linguistics*, 2019, pp. 2228–2234.
- [147] S. Sotudeh, N. Goharian, and Z. Young, "Mentsum: A resource for exploring summarization of mental health online posts," in *Proceedings of the thirteenth language resources and evaluation conference*, 2022, pp. 2682–2692.
- [148] M. Agrawal, S. Heggemann, H. Lang, Y. Kim, and D. Sontag, "Large language models are few-shot clinical information extractors," in *Proceedings of the 2022 Conference on Empirical Methods in Natural Language Processing*, 2022, pp. 1998–2022.
- [149] B. Nye, J. J. Li, R. Patel, Y. Yang, I. J. Marshall, A. Nenkova, and B. C. Wallace, "A corpus with multi-level annotations of patients, interventions and outcomes to support language processing for medical literature," in *Proceedings of the conference. Association for Computational Linguistics. Meeting*, vol. 2018. NIH Public Access, 2018, p. 197.
- [150] S. Moon, S. Pakhomov, N. Liu, J. O. Ryan, and G. B. Melton, "A sense inventory for clinical abbreviations and acronyms created using clinical notes and medical dictionary resources," *Journal of the American Medical Informatics Association*, vol. 21, no. 2, pp. 299–307, 2014.
- [151] J. Lee, W. Yoon, S. Kim, D. Kim, S. Kim, C. H. So, and J. Kang, "Biobert: a pre-trained biomedical language representation model for biomedical text mining," *Bioinformatics*, vol. 36, no. 4, pp. 1234–1240, 2020.

- [152] K. Huang, J. Altosaar, and R. Ranganath, "Clinicalbert: Modeling clinical notes and predicting hospital readmission," *arXiv preprint arXiv:1904.05342*, 2019.
- [153] H.-C. Shin, Y. Zhang, E. Bakhturina, R. Puri, M. Patwary, M. Shoeybi, and R. Mani, "Biomegatron: larger biomedical domain language model," in *Proceedings of the 2020 Conference on Empirical Methods in Natural Language Processing (EMNLP)*, 2020, pp. 4700–4706.
- [154] Z. Yuan, Y. Liu, C. Tan, S. Huang, and F. Huang, "Improving biomedical pretrained language models with knowledge." [Online]. Available: <http://arxiv.org/abs/2104.10344>
- [155] H. Yuan, Z. Yuan, R. Gan, J. Zhang, Y. Xie, and S. Yu, "BioBART: Pretraining and evaluation of a biomedical generative language model." [Online]. Available: <http://arxiv.org/abs/2204.03905>
- [156] V. Liévin, C. E. Hother, A. G. Motzfeldt, and O. Winther, "Can large language models reason about medical questions?" *Patterns*, vol. 5, no. 3, 2024.
- [157] R. Taylor, M. Kardas, G. Cucurull, T. Scialom, A. Hartshorn, E. Saravia, A. Poulton, V. Kerkez, and R. Stojnic, "Galactica: A large language model for science," *arXiv preprint arXiv:2211.09085*, 2022.
- [158] Z. Liu, Y. Huang, X. Yu, L. Zhang, Z. Wu, C. Cao, H. Dai, L. Zhao, Y. Li, P. Shu *et al.*, "Deid-gpt: Zero-shot medical text de-identification by gpt-4," *arXiv preprint arXiv:2303.11032*, 2023.
- [159] L. Yunxiang, L. Zihan, Z. Kai, D. Ruilong, and Z. You, "Chatdoctor: A medical chat model fine-tuned on llama model using medical domain knowledge," *arXiv preprint arXiv:2303.14070*, 2023.
- [160] H. Xiong, S. Wang, Y. Zhu, Z. Zhao, Y. Liu, L. Huang, Q. Wang, and D. Shen, "Doctorglm: Fine-tuning your chinese doctor is not a herculean task," *arXiv preprint arXiv:2304.01097*, 2023.
- [161] H. Wang, C. Liu, N. Xi, Z. Qiang, S. Zhao, B. Qin, and T. Liu, "Huatuo: Tuning llama model with chinese medical knowledge," *arXiv preprint arXiv:2304.06975*, 2023.
- [162] C. Wu, X. Zhang, Y. Zhang, Y. Wang, and W. Xie, "Pmc-llama: Further finetuning llama on medical papers," *arXiv preprint arXiv:2304.14454*, 2023.
- [163] C. Shu, B. Chen, F. Liu, Z. Fu, E. Shareghi, and N. Collier, "Visual med-alpaca: A parameter-efficient biomedical llm with visual capabilities," 2023.
- [164] Y. Chen, Z. Wang, X. Xing, Z. Xu, K. Fang, S. Li, J. Wang, and X. Xu, "Bianque-1.0: Improving the "question" ability of medical chat model through finetuning with hybrid instructions and multi-turn doctor qa datasets. 2023," URL <https://github.com/scutcyr/BianQue>.
- [165] K. Singhal, T. Tu, J. Gottweis, R. Sayres, E. Wulczyn, L. Hou, K. Clark, S. Pfohl, H. Cole-Lewis, D. Neal *et al.*, "Towards expert-level medical question answering with large language models," *arXiv preprint arXiv:2305.09617*, 2023.
- [166] C. Peng, X. Yang, A. Chen, K. E. Smith, N. PourNejatian, A. B. Costa, C. Martin, M. G. Flores, Y. Zhang, T. Magoc *et al.*, "A study of generative large language model for medical research and healthcare," *NPJ Digital Medicine*, vol. 6, no. 1, p. 210, 2023.
- [167] H. Zhang, J. Chen, F. Jiang, F. Yu, Z. Chen, J. Li, G. Chen, X. Wu, Z. Zhang, Q. Xiao *et al.*, "Huatuoqpt, towards taming language model to be a doctor," *arXiv preprint arXiv:2305.15075*, 2023.
- [168] J. Zhou, X. Chen, and X. Gao, "Path to medical agi: Unify domain-specific medical llms with the lowest cost," *medRxiv*, pp. 2023–06, 2023.
- [169] W. Gao, Z. Deng, Z. Niu, F. Rong, C. Chen, Z. Gong, W. Zhang, D. Xiao, F. Li, Z. Cao *et al.*, "Ophglm: Training an ophthalmology large language-and-vision assistant based on instructions and dialogue," *arXiv preprint arXiv:2306.12174*, 2023.
- [170] Y. Chen, X. Xing, J. Lin, H. Zheng, Z. Wang, Q. Liu, and X. Xu, "Soulchat: Improving llms' empathy, listening, and comfort abilities through fine-tuning with multi-turn empathy conversations," in *Findings of the Association for Computational Linguistics: EMNLP 2023*, 2023, pp. 1170–1183.
- [171] M. Moor, Q. Huang, S. Wu, M. Yasunaga, Y. Dalmia, J. Leskovec, C. Zakkai, E. P. Reiss, and P. Rajpurkar, "Med-flamingo: a multimodal medical few-shot learner," in *Machine Learning for Health (ML4H)*. PMLR, 2023, pp. 353–367.
- [172] R. Wang, Y. Duan, C. Lam, J. Chen, J. Xu, H. Chen, X. Liu, P. C.-I. Pang, and T. Tan, "IvyGPT: InteractiVe chinese pathwaY language model in medical domain." [Online]. Available: <http://arxiv.org/abs/2307.10512>
- [173] R. Wang, R. Zhou, H. Chen, Y. Wang, and T. Tan, "Caregpt: Medical llm, open source driven for a healthy future," <https://github.com/WangRongsheng/CareGPT>, 2023.
- [174] CMKRG, "Qizhengpt," original-date: 2023-05-08T08:02:14Z. [Online]. Available: <https://github.com/CMKRG/QiZhenGPT>
- [175] H. Wang, C. Liu, S. Zhao, B. Qin, and T. Liu, "Chatglm-med: Chinese medical knowledge based fine-tuning for chatglm model (in chinese)," <https://github.com/SCIR-HI/Med-ChatGLM>, 2023.
- [176] W. H. A. Research, "Wingpt," original-date: 2023-09-26T01:26:14Z. [Online]. Available: <https://github.com/winninghealth/WINGPT2>
- [177] L. Luo, J. Ning, Y. Zhao, Z. Wang, Z. Ding, P. Chen, W. Fu, Q. Han, G. Xu, Y. Qiu, D. Pan, J. Li, H. Li, W. Feng, S. Tu, Y. Liu, Z. Yang, J. Wang, Y. Sun, and H. Lin, "Taiyi: A bilingual fine-tuned large language model for diverse biomedical tasks," *Journal of the American Medical Informatics Association*, 2024. [Online]. Available: <http://arxiv.org/abs/2311.11608>
- [178] K. Saab, T. Tu, W.-H. Weng, R. Tanno, D. Stutz, E. Wulczyn, F. Zhang, T. Strother, C. Park, E. Vedadi, J. Z. Chaves, S.-Y. Hu, M. Schaekermann, A. Kamath, Y. Cheng, D. G. T. Barrett, C. Cheung, B. Mustafa, A. Palepu, D. McDuff, L. Hou, T. Golany, L. Liu, J.-b. Alayrac, N. Houlsby, N. Tomasev, J. Freyberg, C. Lau, J. Kemp, J. Lai, S. Azizi, K. Kanada, S. Man, K. Kulkarni, R. Sun, S. Shakeri, L. He, B. Caine, A. Webson, N. Latysheva, M. Johnson, P. Mansfield, J. Lu, E. Rivlin, J. Anderson, B. Green, R. Wong, J. Krause, J. Shlens, E. Dominowska, S. M. A. Eslami, K. Chou, C. Cui, O. Vinyals, K. Kavukcuoglu, J. Manyika, J. Dean, D. Hassabis, Y. Matias, D. Webster, J. Barral, G. Corrado, C. Semturs, S. S. Mahdavi, J. Gottweis, A. Karthikesalingam, and V. Natarajan, "Capabilities of gemini models in medicine." [Online]. Available: <http://arxiv.org/abs/2404.18416>
- [179] M. Jin, Q. Yu, C. Zhang, D. Shu, S. Zhu, M. Du, Y. Zhang, and Y. Meng, "Health-llm: Personalized retrieval-augmented disease prediction model," *arXiv preprint arXiv:2402.00746*, 2024.
- [180] S. Yang, H. Zhao, S. Zhu, G. Zhou, H. Xu, Y. Jia, and H. Zan, "Zhongjing: Enhancing the chinese medical capabilities of large language model through expert feedback and real-world multi-turn dialogue," in *Proceedings of the AAAI Conference on Artificial Intelligence*, vol. 38, no. 17, 2024, pp. 19 368–19 376.
- [181] J. J. Norcini, L. L. Blank, F. D. Duffy, and G. S. Fortna, "The mini-cex: a method for assessing clinical skills," *Annals of internal medicine*, vol. 138, no. 6, pp. 476–481, 2003.
- [182] J. R. Kogan, L. M. Bellini, and J. A. Shea, "Implementation of the mini-cex to evaluate medical students' clinical skills," *Academic Medicine*, vol. 77, no. 11, pp. 1156–1157, 2002.
- [183] C.-H. Chiang and H.-y. Lee, "Can large language models be an alternative to human evaluations?" *arXiv preprint arXiv:2305.01937*, 2023.
- [184] A. Radford, J. Wu, R. Child, D. Luan, D. Amodei, I. Sutskever *et al.*, "Language models are unsupervised multitask learners," *OpenAI blog*, vol. 1, no. 8, p. 9, 2019.
- [185] C. Mattingly, "What is clinical reasoning?" *The American Journal of Occupational Therapy*, vol. 45, no. 11, pp. 979–986, 1991.
- [186] Z. Chu, L. Zhang, Y. Sun, S. Xue, Z. Wang, Z. Qin, and K. Ren, "Sora detector: A unified hallucination detection for large text-to-video models," *arXiv preprint arXiv:2405.04180*, 2024.
- [187] Y. Wang, Z. Chu, X. Ouyang, S. Wang, H. Hao, Y. Shen, J. Gu, S. Xue, J. Zhang, Q. Cui *et al.*, "Llmrg: Improving recommendations through large language model reasoning graphs," in *Proceedings of the AAAI Conference on Artificial Intelligence*, vol. 38, no. 17, 2024, pp. 19 189–19 196.
- [188] Y. Wang, Z. Chu, X. Ouyang, S. Wang, H. Hao, Y. Shen, J. Gu, S. Xue, J. Y. Zhang, Q. Cui *et al.*, "Enhancing recommender systems with large language model reasoning graphs," *arXiv preprint arXiv:2308.10835*, 2023.
- [189] Z. Chu, Y. Wang, Q. Cui, L. Li, W. Chen, S. Li, Z. Qin, and K. Ren, "Llm-guided multi-view hypergraph learning for human-centric explainable recommendation," *arXiv preprint arXiv:2401.08217*, 2024.
- [190] H.-S. Sheu, Z. Chu, D. Qi, and S. Li, "Knowledge-guided article embedding refinement for session-based news recommendation," *IEEE Transactions on Neural Networks and Learning Systems*, vol. 33, no. 12, pp. 7921–7927, 2021.
- [191] S. Pan, L. Luo, Y. Wang, C. Chen, J. Wang, and X. Wu, "Unifying large language models and knowledge graphs: A roadmap," *IEEE Transactions on Knowledge and Data Engineering*, 2024.
- [192] J. Baek, A. F. Aji, and A. Saffari, "Knowledge-augmented language model prompting for zero-shot knowledge graph question answering," *arXiv preprint arXiv:2306.04136*, 2023.
- [193] Y. Tian, H. Song, Z. Wang, H. Wang, Z. Hu, F. Wang, N. V. Chawla, and P. Xu, "Graph neural prompting with large language models," in *Proceedings of the AAAI Conference on Artificial Intelligence*, vol. 38, no. 17, 2024, pp. 19 080–19 088.

- [194] W. Wei, X. Ren, J. Tang, Q. Wang, L. Su, S. Cheng, J. Wang, D. Yin, and C. Huang, “Llmrec: Large language models with graph augmentation for recommendation,” in *Proceedings of the 17th ACM International Conference on Web Search and Data Mining*, 2024, pp. 806–815.
- [195] Y. Wu, N. Hu, G. Qi, S. Bi, J. Ren, A. Xie, and W. Song, “Retrieve-rewrite-answer: A kg-to-text enhanced llms framework for knowledge graph question answering,” *arXiv preprint arXiv:2309.11206*, 2023.
- [196] X. Guan, Y. Liu, H. Lin, Y. Lu, B. He, X. Han, and L. Sun, “Mitigating large language model hallucinations via autonomous knowledge graph-based retrofitting,” in *Proceedings of the AAAI Conference on Artificial Intelligence*, vol. 38, no. 16, 2024, pp. 18 126–18 134.
- [197] Q. Li, X. Yang, H. Wang, Q. Wang, L. Liu, J. Wang, Y. Zhang, M. Chu, S. Hu, Y. Chen *et al.*, “From beginner to expert: Modeling medical knowledge into general llms,” *arXiv preprint arXiv:2312.01040*, 2023.
- [198] L. Yang, H. Chen, Z. Li, X. Ding, and X. Wu, “Chatgpt is not enough: Enhancing large language models with knowledge graphs for fact-aware language modeling,” *arXiv preprint arXiv:2306.11489*, 2023.
- [199] Y. Xiang, Q. Chen, and T. M. Ma, “Cpubmed-kg.” [Online]. Available: <https://pubmed.openi.org.cn/graph/wiki>
- [200] Z. Chen, “Qasystemmedicalgraph,” 2018. [Online]. Available: <https://github.com/zhihao-chen/QASystemOnMedicalGraph>
- [201] Y. Bai, “chatbot-base-on-knowledgegraph,” 2019. [Online]. Available: <https://github.com/baiyang2464/chatbot-base-on-Knowledge-Graph>
- [202] Y. Talebirad and A. Nadiri, “Multi-agent collaboration: Harnessing the power of intelligent llm agents,” *arXiv preprint arXiv:2306.03314*, 2023.
- [203] Z. Chu, Y. Wang, F. Zhu, L. Yu, L. Li, and J. Gu, “Professional agents–evolving large language models into autonomous experts with human-level competencies,” *arXiv preprint arXiv:2402.03628*, 2024.
- [204] Y. Guan, D. Wang, Z. Chu, S. Wang, F. Ni, R. Song, L. Li, J. Gu, and C. Zhuang, “Intelligent virtual assistants with llm-based process automation,” *arXiv preprint arXiv:2312.06677*, 2023.
- [205] Y. Zhu, S. Qiao, Y. Ou, S. Deng, N. Zhang, S. Lyu, Y. Shen, L. Liang, J. Gu, and H. Chen, “Knowagent: Knowledge-augmented planning for llm-based agents,” *arXiv preprint arXiv:2403.03101*, 2024.
- [206] Y. Hou, H. Tamoto, and H. Miyashita, ““ my agent understands me better”: Integrating dynamic human-like memory recall and consolidation in llm-based agents,” *arXiv preprint arXiv:2404.00573*, 2024.
- [207] K. Mei, Z. Li, S. Xu, R. Ye, Y. Ge, and Y. Zhang, “Llm agent operating system,” *arXiv preprint arXiv:2403.16971*, 2024.
- [208] N. Mehandru, B. Y. Miao, E. R. Almaraz, M. Sushil, A. J. Butte, and A. Alaa, “Evaluating large language models as agents in the clinic,” *npj Digital Medicine*, vol. 7, no. 1, p. 84, 2024.
- [209] X. Liu, H. Yu, H. Zhang, Y. Xu, X. Lei, H. Lai, Y. Gu, H. Ding, K. Men, K. Yang *et al.*, “Agentbench: Evaluating llms as agents,” *arXiv preprint arXiv:2308.03688*, 2023.
- [210] S. Yao, J. Zhao, D. Yu, N. Du, I. Shafraan, K. Narasimhan, and Y. Cao, “React: Synergizing reasoning and acting in language models,” *arXiv preprint arXiv:2210.03629*, 2022.
- [211] D. Zhou, N. Schärli, L. Hou, J. Wei, N. Scales, X. Wang, D. Schuurmans, C. Cui, O. Bousquet, Q. Le *et al.*, “Least-to-most prompting enables complex reasoning in large language models,” *arXiv preprint arXiv:2205.10625*, 2022.
- [212] Y. Gao, Y. Xiong, X. Gao, K. Jia, J. Pan, Y. Bi, Y. Dai, J. Sun, and H. Wang, “Retrieval-augmented generation for large language models: A survey,” *arXiv preprint arXiv:2312.10997*, 2023.
- [213] J. Ramos *et al.*, “Using tf-idf to determine word relevance in document queries,” in *Proceedings of the first instructional conference on machine learning*, vol. 242, no. 1. Citeseer, 2003, pp. 29–48.
- [214] A. Trotman, A. Puurula, and B. Burgess, “Improvements to bm25 and language models examined,” in *Proceedings of the 19th Australasian Document Computing Symposium*, 2014, pp. 58–65.
- [215] G. Izacard, P. Lewis, M. Lomeli, L. Hosseini, F. Petroni, T. Schick, J. Dwivedi-Yu, A. Joulin, S. Riedel, and E. Grave, “Atlas: Few-shot learning with retrieval augmented language models,” *Journal of Machine Learning Research*, vol. 24, no. 251, pp. 1–43, 2023.
- [216] P. Lewis, E. Perez, A. Piktus, F. Petroni, V. Karpukhin, N. Goyal, H. Küttler, M. Lewis, W.-t. Yih, T. Rocktäschel *et al.*, “Retrieval-augmented generation for knowledge-intensive nlp tasks,” *Advances in Neural Information Processing Systems*, vol. 33, pp. 9459–9474, 2020.
- [217] H. Liu, C. Li, Q. Wu, and Y. J. Lee, “Visual instruction tuning,” *Advances in neural information processing systems*, vol. 36, 2024.
- [218] A. Radford, J. W. Kim, C. Hallacy, A. Ramesh, G. Goh, S. Agarwal, G. Sastry, A. Askell, P. Mishkin, J. Clark *et al.*, “Learning transferable visual models from natural language supervision,” in *International conference on machine learning*. PMLR, 2021, pp. 8748–8763.
- [219] W.-L. Chiang, Z. Li, Z. Lin, Y. Sheng, Z. Wu, H. Zhang, L. Zheng, S. Zhuang, Y. Zhuang, J. E. Gonzalez *et al.*, “Vicuna: An open-source chatbot impressing gpt-4 with 90%* chatgpt quality,” *See https://vicuna.lmsys.org (accessed 14 April 2023)*, vol. 2, no. 3, p. 6, 2023.
- [220] T.-Y. Lin, M. Maire, S. Belongie, J. Hays, P. Perona, D. Ramanan, P. Dollár, and C. L. Zitnick, “Microsoft coco: Common objects in context,” in *Computer Vision–ECCV 2014: 13th European Conference, Zurich, Switzerland, September 6–12, 2014, Proceedings, Part V 13*. Springer, 2014, pp. 740–755.
- [221] Q. Ye, H. Xu, G. Xu, J. Ye, M. Yan, Y. Zhou, J. Wang, A. Hu, P. Shi, Y. Shi *et al.*, “mplug-owl: Modularization empowers large language models with multimodality,” *arXiv preprint arXiv:2304.14178*, 2023.
- [222] I. Hartsock and G. Rasool, “Vision-language models for medical report generation and visual question answering: A review,” *arXiv preprint arXiv:2403.02469*, 2024.
- [223] Z. Chu, M. Hu, Q. Cui, L. Li, and S. Li, “Task-driven causal feature distillation: Towards trustworthy risk prediction,” in *Proceedings of the AAAI Conference on Artificial Intelligence*, vol. 38, no. 10, 2024, pp. 11 642–11 650.
- [224] B. Li, T. Meng, X. Shi, J. Zhai, and T. Ruan, “Meddm: Llm-executable clinical guidance tree for clinical decision-making,” *arXiv preprint arXiv:2312.02441*, 2023.
- [225] Z. Chu, H. Hao, X. Ouyang, S. Wang, Y. Wang, Y. Shen, J. Gu, Q. Cui, L. Li, S. Xue *et al.*, “Leveraging large language models for pre-trained recommender systems,” *arXiv preprint arXiv:2308.10837*, 2023.
- [226] Z. Chu, S. L. Rathbun, and S. Li, “Matching in selective and balanced representation space for treatment effects estimation,” in *Proceedings of the 29th ACM International Conference on Information & Knowledge Management*, 2020, pp. 205–214.
- [227] S. Wang, Z. Zhao, X. Ouyang, Q. Wang, and D. Shen, “Chatcad: Interactive computer-aided diagnosis on medical image using large language models,” *arXiv preprint arXiv:2302.07257*, 2023.
- [228] V. Sorin, Y. Barash, E. Konen, and E. Klang, “Large language models for oncological applications,” *Journal of Cancer Research and Clinical Oncology*, vol. 149, no. 11, pp. 9505–9508, 2023.
- [229] Z. Chen, L. Luo, Y. Bie, and H. Chen, “Dia-llama: Towards large language model-driven ct report generation,” *arXiv preprint arXiv:2403.16386*, 2024.
- [230] C. Ma, Z. Wu, J. Wang, S. Xu, Y. Wei, Z. Liu, X. Jiang, L. Guo, X. Cai, S. Zhang *et al.*, “Impressongpt: an iterative optimizing framework for radiology report summarization with chatgpt,” *arXiv preprint arXiv:2304.08448*, 2023.
- [231] C. W. Safranek, A. E. Sidamon-Eristoff, A. Gilson, and D. Chartash, “The role of large language models in medical education: applications and implications,” p. e50945, 2023.
- [232] Z. Chu, S. L. Rathbun, and S. Li, “Graph infomax adversarial learning for treatment effect estimation with networked observational data,” in *Proceedings of the 27th ACM SIGKDD Conference on Knowledge Discovery & Data Mining*, 2021, pp. 176–184.
- [233] Z. Chu, R. Li, S. Rathbun, and S. Li, “Continual causal inference with incremental observational data,” in *2023 IEEE 39th International Conference on Data Engineering (ICDE)*. IEEE, 2023, pp. 3430–3439.
- [234] D. Van Veen, C. Van Uden, L. Blankemeier, J.-B. Delbrouck, A. Aali, C. Bluethgen, A. Pareek, M. Polacin, E. P. Reis, A. Seehofnerová *et al.*, “Adapted large language models can outperform medical experts in clinical text summarization,” *Nature Medicine*, pp. 1–9, 2024.
- [235] H. Xu, J. Wu, G. Cao, Z. Lei, Z. Chen, and H. Liu, “Enhancing surgical robots with embodied intelligence for autonomous ultrasound scanning,” *arXiv preprint arXiv:2405.00461*, 2024.
- [236] K. Chen, Y. Du, T. You, M. Islam, Z. Guo, Y. Jin, G. Chen, and P.-A. Heng, “Llm-assisted multi-teacher continual learning for visual question answering in robotic surgery,” *arXiv preprint arXiv:2402.16664*, 2024.
- [237] I. García-Ferrero, R. Agerri, A. A. Salazar, E. Cabrio, I. de la Iglesia, A. Lavelli, B. Magnini, B. Molinet, J. Ramirez-Romero, G. Rigau *et al.*, “Medical mt5: an open-source multilingual text-to-text llm for the medical domain,” *arXiv preprint arXiv:2404.07613*, 2024.
- [238] R. Koshkin, K. Sudoh, and S. Nakamura, “Transllama: Llm-based simultaneous translation system,” *arXiv preprint arXiv:2402.04636*, 2024.
- [239] H. Jung, Y. Kim, H. Choi, H. Seo, M. Kim, J. Han, G. Kee, S. Park, S. Ko, B. Kim *et al.*, “Enhancing clinical efficiency through llm: Discharge note generation for cardiac patients,” *arXiv preprint arXiv:2404.05144*, 2024.
- [240] L. A. Jawad, “Security and privacy in digital healthcare systems: Challenges and mitigation strategies,” *Abhigyan*, vol. 42, no. 1, pp.

- 23–31, 2024. [Online]. Available: <https://journals.sagepub.com/doi/abs/10.1177/09702385241233073>
- [241] S. Arvisais-Anhalt, S. L. Gonias, and S. G. Murray, “Establishing priorities for implementation of large language models in pathology and laboratory medicine,” *Academic Pathology*, vol. 11, no. 1, p. 100101, 2024. [Online]. Available: <https://www.sciencedirect.com/science/article/pii/S2374289523000337>
- [242] A. Lawson McLean, Y. Wu, A. C. Lawson McLean, and V. Hristidis, “Large language models as decision aids in neuro-oncology: a review of shared decision-making applications,” *Journal of Cancer Research and Clinical Oncology*, vol. 150, no. 3, p. 139, 2024. [Online]. Available: <https://doi.org/10.1007/s00432-024-05673-x>
- [243] J. Clusmann, F. R. Kolbinger, H. S. Muti, Z. I. Carrero, J.-N. Eckardt, N. G. Laleh, C. M. L. Löffler, S.-C. Schwarzkopf, M. Unger, G. P. Veldhuizen *et al.*, “The future landscape of large language models in medicine,” *Communications medicine*, vol. 3, no. 1, p. 141, 2023.
- [244] D. Guo, Z. Chu, and S. Li, “Fair attribute completion on graph with missing attributes,” *arXiv preprint arXiv:2302.12977*, 2023.
- [245] I. Garrido-Muñoz, A. Montejó-Ráez, F. Martínez-Santiago, and L. A. Ureña-López, “A survey on bias in deep nlp,” *Applied Sciences*, vol. 11, no. 7, p. 3184, 2021.
- [246] J. Zhang, K. Bao, Y. Zhang, W. Wang, F. Feng, and X. He, “Is chatgpt fair for recommendation? evaluating fairness in large language model recommendation,” in *Proceedings of the 17th ACM Conference on Recommender Systems*, 2023, pp. 993–999.
- [247] G. Chhikara, A. Sharma, K. Ghosh, and A. Chakraborty, “Few-shot fairness: Unveiling llm’s potential for fairness-aware classification,” *arXiv preprint arXiv:2402.18502*, 2024.
- [248] S. Dwivedi, S. Ghosh, and S. Dwivedi, “Breaking the bias: Gender fairness in llms using prompt engineering and in-context learning,” *Rupkatha Journal on Interdisciplinary Studies in Humanities*, vol. 15, no. 4, 2023.
- [249] J. A. Omiye, J. C. Lester, S. Spichak, V. Rotemberg, and R. Daneshjou, “Large language models propagate race-based medicine,” *NPJ Digital Medicine*, vol. 6, no. 1, p. 195, 2023.
- [250] E. M. Bender, T. Gebru, A. McMillan-Major, and S. Shmitchell, “On the dangers of stochastic parrots: Can language models be too big?” in *Proceedings of the 2021 ACM conference on fairness, accountability, and transparency*, 2021, pp. 610–623.
- [251] M. Karabacak and K. Margetis, “Embracing large language models for medical applications: opportunities and challenges,” *Cureus*, vol. 15, no. 5, 2023.
- [252] C. Blease and J. Torous, “Chatgpt and mental healthcare: balancing benefits with risks of harms,” *BMJ Ment Health*, vol. 26, no. 1, 2023.
- [253] E. Ferrara, “Should chatgpt be biased? challenges and risks of bias in large language models,” *arXiv preprint arXiv:2304.03738*, 2023.
- [254] S. Schmidgall, C. Harris, I. Essien, D. Olshvang, T. Rahman, J. W. Kim, R. Ziaei, J. Eshraghian, P. Abadir, and R. Chellappa, “Addressing cognitive bias in medical language models,” *arXiv preprint arXiv:2402.08113*, 2024.
- [255] Z. Chu and S. Li, “Causal effect estimation: Recent progress, challenges, and opportunities,” *Machine Learning for Causal Inference*, pp. 79–100, 2023.
- [256] P.-S. Huang, H. Zhang, R. Jiang, R. Stanforth, J. Welbl, J. Rae, V. Maini, D. Yogatama, and P. Kohli, “Reducing sentiment bias in language models via counterfactual evaluation,” *arXiv preprint arXiv:1911.03064*, 2019.
- [257] T. Zack, E. Lehman, M. Suzgun, J. A. Rodriguez, L. A. Celi, J. Gichoya, D. Jurafsky, P. Szolovits, D. W. Bates, R.-E. E. Abdulnour *et al.*, “Assessing the potential of gpt-4 to perpetuate racial and gender biases in health care: a model evaluation study,” *The Lancet Digital Health*, vol. 6, no. 1, pp. e12–e22, 2024.
- [258] A. A. Parray, Z. M. Inam, D. Ramonfaur, S. S. Haider, S. K. Mistry, and A. K. Pandya, “Chatgpt and global public health: applications, challenges, ethical considerations and mitigation strategies,” 2023.
- [259] S. Mathavan, “Mitigating linguistic bias in bert-based medical diagnosis models,” Ph.D. dissertation, 2023.
- [260] A. H. Shariatmadari, S. Guo, S. Srinivasan, and A. Zhang, “Harnessing the power of knowledge graphs to enhance llm explainability in the biomedical domain,” 2024.
- [261] J. Elsborg and M. Salvatore, “Using llms and explainable ml to analyze biomarkers at single-cell level for improved understanding of diseases,” *Biomolecules*, vol. 13, no. 10, p. 1516, 2023.
- [262] R. Wheeler, *Clinical law for clinical practice*. CRC Press, 2020.
- [263] X. Pan, M. Zhang, S. Ji, and M. Yang, “Privacy risks of general-purpose language models,” in *2020 IEEE Symposium on Security and Privacy (SP)*. IEEE, 2020, pp. 1314–1331.
- [264] M. A. Rahman, “A survey on security and privacy of multimodal llms-connected healthcare perspective,” in *2023 IEEE Globecom Workshops (GC Wkshps)*. IEEE, 2023, pp. 1807–1812.
- [265] J. Zhao, W. Wang, C. Xu, Z. Ren, S.-K. Ng, and T.-S. Chua, “Llm-based federated recommendation,” *arXiv preprint arXiv:2402.09959*, 2024.
- [266] T. Singh, H. Aditya, V. K. Madiseti, and A. Bahga, “Whispered tuning: Data privacy preservation in fine-tuning llms through differential privacy,” *Journal of Software Engineering and Applications*, vol. 17, no. 1, pp. 1–22, 2024.
- [267] L. Yuan, Y. Chen, G. Cui, H. Gao, F. Zou, X. Cheng, H. Ji, Z. Liu, and M. Sun, “Revisiting out-of-distribution robustness in nlp: Benchmarks, analysis, and llms evaluations,” *Advances in Neural Information Processing Systems*, vol. 36, 2024.
- [268] Y. Wang, S. Feng, A. B. Hou, X. Pu, C. Shen, X. Liu, Y. Tsvetkov, and T. He, “Stumbling blocks: Stress testing the robustness of machine-generated text detectors under attacks,” *arXiv preprint arXiv:2402.11638*, 2024.
- [269] K. Shen and M. Kejriwal, “A formalism and approach for improving robustness of large language models using risk-adjusted confidence scores,” *arXiv preprint arXiv:2310.03283*, 2023.
- [270] K. O’Brien, N. Ng, I. Puri, J. Mendez, H. Palangi, Y. Kim, M. Ghassemi, and T. Hartvigsen, “Improving black-box robustness with in-context rewriting,” *arXiv preprint arXiv:2402.08225*, 2024.