

Measurements of the branching fractions of semileptonic D_s^+ decays via $e^+e^- \rightarrow D_s^{*+}D_s^{*-}$

M. Ablikim¹, M. N. Achasov^{4,c}, P. Adlarson⁷⁶, O. Afedulidis³, X. C. Ai⁸¹, R. Aliberti³⁵, A. Amoroso^{75A,75C}, Q. An^{72,58,a}, Y. Bai⁵⁷, O. Bakina³⁶, I. Balossino^{29A}, Y. Ban^{46,h}, H.-R. Bao⁶⁴, V. Batzskaya^{1,44}, K. Begzsuren³², N. Berger³⁵, M. Berlowski⁴⁴, M. Bertani^{28A}, D. Bettoni^{29A}, F. Bianchi^{75A,75C}, E. Bianco^{75A,75C}, A. Bortone^{75A,75C}, I. Boyko³⁶, R. A. Briere⁵, A. Brueggemann⁶⁹, H. Cai⁷⁷, X. Cai^{1,58}, A. Calcaterra^{28A}, G. F. Cao^{1,64}, N. Cao^{1,64}, S. A. Cetin^{62A}, J. F. Chang^{1,58}, G. R. Che⁴³, G. Chelkov^{36,b}, C. Chen⁴³, C. H. Chen⁹, Chao Chen⁵⁵, G. Chen¹, H. S. Chen^{1,64}, H. Y. Chen²⁰, M. L. Chen^{1,58,64}, S. J. Chen⁴², S. L. Chen⁴⁵, S. M. Chen⁶¹, T. Chen^{1,64}, X. R. Chen^{31,64}, X. T. Chen^{1,64}, Y. B. Chen^{1,58}, Y. Q. Chen³⁴, Z. J. Chen^{25,i}, Z. Y. Chen^{1,64}, S. K. Choi^{10A}, G. Cibinetto^{29A}, F. Cossio^{75C}, J. J. Cui⁵⁰, H. L. Dai^{1,58}, J. P. Dai⁷⁹, A. Dbeyssi¹⁸, R. E. de Boer³, D. Dedovich³⁶, C. Q. Deng⁷³, Z. Y. Deng¹, A. Denig³⁵, I. Denysenko³⁶, M. Destefanis^{75A,75C}, F. De Mori^{75A,75C}, B. Ding^{67,1}, X. X. Ding^{46,h}, Y. Ding⁴⁰, Y. Ding³⁴, J. Dong^{1,58}, L. Y. Dong^{1,64}, M. Y. Dong^{1,58,64}, X. Dong⁷⁷, M. C. Du¹, S. X. Du⁸¹, Y. Y. Duan⁵⁵, Z. H. Duan⁴², P. Egorov^{36,b}, Y. H. Fan⁴⁵, J. Fang^{1,58}, J. Fang⁵⁹, S. S. Fang^{1,64}, W. X. Fang¹, Y. Fang¹, Y. Q. Fang^{1,58}, R. Farinelli^{29A}, L. Fava^{75B,75C}, F. Feldbauer³, G. Felici^{28A}, C. Q. Feng^{72,58}, J. H. Feng⁵⁹, Y. T. Feng^{72,58}, M. Fritsch³, C. D. Fu¹, J. L. Fu⁶⁴, Y. W. Fu^{1,64}, H. Gao⁶⁴, X. B. Gao⁴¹, Y. N. Gao^{46,h}, Yang Gao^{72,58}, S. Garbolino^{75C}, I. Garzia^{29A,29B}, L. Ge⁸¹, P. T. Ge¹⁹, Z. W. Ge⁴², C. Geng⁵⁹, E. M. Gersabeck⁶⁸, A. Gilman⁷⁰, K. Goetzen¹³, L. Gong⁴⁰, W. X. Gong^{1,58}, W. Gradl³⁵, S. Gramigna^{29A,29B}, M. Greco^{75A,75C}, M. H. Gu^{1,58}, Y. T. Gu¹⁵, C. Y. Guan^{1,64}, A. Q. Guo^{31,64}, L. B. Guo⁴¹, M. J. Guo⁵⁰, R. P. Guo⁴⁹, Y. P. Guo^{12,g}, A. Guskov^{36,b}, J. Gutierrez²⁷, K. L. Han⁶⁴, T. T. Han¹, F. Hanisch³, X. Q. Hao¹⁹, F. A. Harris⁶⁶, K. K. He⁵⁵, K. L. He^{1,64}, F. H. Heinsius³, C. H. Heinz³⁵, Y. K. Heng^{1,58,64}, C. Herold⁶⁰, T. Holtmann³, P. C. Hong³⁴, G. Y. Hou^{1,64}, X. T. Hou^{1,64}, Y. R. Hou⁶⁴, Z. L. Hou¹, B. Y. Hu⁵⁹, H. M. Hu^{1,64}, J. F. Hu^{56,j}, S. L. Hu^{12,g}, T. Hu^{1,58,64}, Y. Hu¹, G. S. Huang^{72,58}, K. X. Huang⁵⁹, L. Q. Huang^{31,64}, X. T. Huang⁵⁰, Y. P. Huang¹, Y. S. Huang⁵⁹, T. Hussain⁷⁴, F. Hölzken³, N. Hüsken³⁵, N. in der Wiesche⁶⁹, J. Jackson²⁷, S. Janchiv³², J. H. Jeong^{10A}, Q. Ji¹, Q. P. Ji¹⁹, W. Ji^{1,64}, X. B. Ji^{1,64}, X. L. Ji^{1,58}, Y. Y. Ji⁵⁰, X. Q. Jia⁵⁰, Z. K. Jia^{72,58}, D. Jiang^{1,64}, H. B. Jiang⁷⁷, P. C. Jiang^{46,h}, S. S. Jiang³⁹, T. J. Jiang¹⁶, X. S. Jiang^{1,58,64}, Y. Jiang⁶⁴, J. B. Jiao⁵⁰, J. K. Jiao³⁴, Z. Jiao²³, S. Jin⁴², Y. Jin⁶⁷, M. Q. Jing^{1,64}, X. M. Jing⁶⁴, T. Johansson⁷⁶, S. Kabana³³, N. Kalantar-Nayestanaki⁶⁵, X. L. Kang⁹, X. S. Kang⁴⁰, M. Kavatsyuk⁶⁵, B. C. Ke⁸¹, V. Khachatryan²⁷, A. Khoukaz⁶⁹, R. Kiuchi¹, O. B. Kolcu^{62A}, B. Kopf³, M. Kuessner³, X. Kui^{1,64}, N. Kumar²⁶, A. Kupsc^{44,76}, W. Kühn³⁷, J. J. Lane⁶⁸, L. Lavezzi^{75A,75C}, T. T. Lei^{72,58}, Z. H. Lei^{72,58}, M. Lellmann³⁵, T. Lenz³⁵, C. Li⁴⁷, C. Li⁴³, C. H. Li³⁹, Cheng Li^{72,58}, D. M. Li⁸¹, F. Li^{1,58}, G. Li¹, H. B. Li^{1,64}, H. J. Li¹⁹, H. N. Li^{56,j}, Hui Li⁴³, J. R. Li⁶¹, J. S. Li⁵⁹, K. Li¹, L. J. Li^{1,64}, L. K. Li¹, Lei Li⁴⁸, M. H. Li⁴³, P. R. Li^{38,k,l}, Q. M. Li^{1,64}, Q. X. Li⁵⁰, R. Li^{17,31}, S. X. Li¹², T. Li⁵⁰, W. D. Li^{1,64}, W. G. Li^{1,a}, X. Li^{1,64}, X. H. Li^{72,58}, X. L. Li⁵⁰, X. Y. Li^{1,64}, X. Z. Li⁵⁹, Y. G. Li^{46,h}, Z. J. Li⁵⁹, Z. Y. Li⁷⁹, C. Liang⁴², H. Liang^{72,58}, H. Liang^{1,64}, Y. F. Liang⁵⁴, Y. T. Liang^{31,64}, G. R. Liao¹⁴, Y. P. Liao^{1,64}, J. Libby²⁶, A. Limphirat⁶⁰, C. C. Lin⁵⁵, D. X. Lin^{31,64}, T. Lin¹, B. J. Liu¹, B. X. Liu⁷⁷, C. Liu³⁴, C. X. Liu¹, F. Liu¹, F. H. Liu⁵³, Feng Liu⁶, G. M. Liu^{56,j}, H. Liu^{38,k,l}, H. B. Liu¹⁵, H. H. Liu¹, H. M. Liu^{1,64}, Huihui Liu²¹, J. B. Liu^{72,58}, J. Y. Liu^{1,64}, K. Liu^{38,k,l}, K. Y. Liu⁴⁰, Ke Liu²², L. Liu^{72,58}, L. C. Liu⁴³, Lu Liu⁴³, M. H. Liu^{12,g}, P. L. Liu¹, Q. Liu⁶⁴, S. B. Liu^{72,58}, T. Liu^{12,g}, W. K. Liu⁴³, W. M. Liu^{72,58}, X. Liu³⁹, X. Liu^{38,k,l}, Y. Liu⁸¹, Y. Liu^{38,k,l}, Y. B. Liu⁴³, Z. A. Liu^{1,58,64}, Z. D. Liu⁹, Z. Q. Liu⁵⁰, X. C. Lou^{1,58,64}, F. X. Lu⁵⁹, H. J. Lu²³, J. G. Lu^{1,58}, X. L. Lu¹, Y. Lu⁷, Y. P. Lu^{1,58}, Z. H. Lu^{1,64}, C. L. Luo⁴¹, J. R. Luo⁵⁹, M. X. Luo⁸⁰, T. Luo^{12,g}, X. L. Luo^{1,58}, X. R. Lyu⁶⁴, Y. F. Lyu⁴³, F. C. Ma⁴⁰, H. Ma⁷⁹, H. L. Ma¹, J. L. Ma^{1,64}, L. L. Ma⁵⁰, L. R. Ma⁶⁷, M. M. Ma^{1,64}, Q. M. Ma¹, R. Q. Ma^{1,64}, T. Ma^{72,58}, X. T. Ma^{1,64}, X. Y. Ma^{1,58}, Y. Ma^{46,h}, Y. M. Ma³¹, F. E. Maas¹⁸, M. Maggiora^{75A,75C}, S. Malde⁷⁰, Y. J. Mao^{46,h}, Z. P. Mao¹, S. Marcello^{75A,75C}, Z. X. Meng⁶⁷, J. G. Messchendorp^{13,65}, G. Mezzadri^{29A}, H. Miao^{1,64}, T. J. Min⁴², R. E. Mitchell²⁷, X. H. Mo^{1,58,64}, B. Moses²⁷, N. Yu. Muchnoi^{4,c}, J. Muskalla³⁵, Y. Nefedov³⁶, F. Nerling^{18,e}, L. S. Nie²⁰, I. B. Nikolaev^{4,c}, Z. Ning^{1,58}, S. Nisar^{11,m}, Q. L. Niu^{38,k,l}, W. D. Niu⁵⁵, Y. Niu⁵⁰, S. L. Olsen⁶⁴, Q. Ouyang^{1,58,64}, S. Pacetti^{28B,28C}, X. Pan⁵⁵, Y. Pan⁵⁷, A. Pathak³⁴, Y. P. Pei^{72,58}, M. Pelizaeus³, H. P. Peng^{72,58}, Y. Y. Peng^{38,k,l}, K. Peters^{13,e}, J. L. Ping⁴¹, R. G. Ping^{1,64}, S. Plura³⁵, V. Prasad³³, F. Z. Qi¹, H. Qi^{72,58}, H. R. Qi⁶¹, M. Qi⁴², T. Y. Qi^{12,g}, S. Qian^{1,58}, W. B. Qian⁶⁴, C. F. Qiao⁶⁴, X. K. Qiao⁸¹, J. J. Qin⁷³, L. Q. Qin¹⁴, L. Y. Qin^{72,58}, X. P. Qin^{12,g}, X. S. Qin⁵⁰, Z. H. Qin^{1,58}, J. F. Qiu¹, Z. H. Qu⁷³, C. F. Redmer³⁵, K. J. Ren³⁹, A. Rivetti^{75C}, M. Rolo^{75C}, G. Rong^{1,64}, Ch. Rosner¹⁸, S. N. Ruan⁴³, N. Salone⁴⁴, A. Sarantsev^{36,d}, Y. Schelhaas³⁵, K. Schoenning⁷⁶, M. Scodeggio^{29A}, K. Y. Shan^{12,g}, W. Shan²⁴, X. Y. Shan^{72,58}, Z. J. Shang^{38,k,l}, J. F. Shanguan¹⁶, L. G. Shao^{1,64}, M. Shao^{72,58}, C. P. Shen^{12,g}, H. F. Shen^{1,8}, W. H. Shen⁶⁴, X. Y. Shen^{1,64}, B. A. Shi⁶⁴, H. Shi^{72,58}, H. C. Shi^{72,58},

J. L. Shi^{12,g}, J. Y. Shi¹, Q. Q. Shi⁵⁵, S. Y. Shi⁷³, X. Shi^{1,58}, J. J. Song¹⁹, T. Z. Song⁵⁹, W. M. Song^{34,1}, Y. J. Song^{12,g}, Y. X. Song^{46,h,n}, S. Sosio^{75A,75C}, S. Spataro^{75A,75C}, F. Stielers³⁵, Y. J. Su⁶⁴, G. B. Sun⁷⁷, G. X. Sun¹, H. Sun⁶⁴, H. K. Sun¹, J. F. Sun¹⁹, K. Sun⁶¹, L. Sun⁷⁷, S. S. Sun^{1,64}, T. Sun^{51,f}, W. Y. Sun³⁴, Y. Sun⁹, Y. J. Sun^{72,58}, Y. Z. Sun¹, Z. Q. Sun^{1,64}, Z. T. Sun⁵⁰, C. J. Tang⁵⁴, G. Y. Tang¹, J. Tang⁵⁹, M. Tang^{72,58}, Y. A. Tang⁷⁷, L. Y. Tao⁷³, Q. T. Tao^{25,i}, M. Tat⁷⁰, J. X. Teng^{72,58}, V. Thoren⁷⁶, W. H. Tian⁵⁹, Y. Tian^{31,64}, Z. F. Tian⁷⁷, I. Uman^{62B}, Y. Wan⁵⁵, S. J. Wang⁵⁰, B. Wang¹, B. L. Wang⁶⁴, Bo Wang^{72,58}, D. Y. Wang^{46,h}, F. Wang⁷³, H. J. Wang^{38,k,l}, J. J. Wang⁷⁷, J. P. Wang⁵⁰, K. Wang^{1,58}, L. L. Wang¹, M. Wang⁵⁰, N. Y. Wang⁶⁴, S. Wang^{12,g}, S. Wang^{38,k,l}, T. Wang^{12,g}, T. J. Wang⁴³, W. Wang⁷³, W. Wang⁵⁹, W. P. Wang^{35,72,o}, W. P. Wang^{72,58}, X. Wang^{46,h}, X. F. Wang^{38,k,l}, X. J. Wang³⁹, X. L. Wang^{12,g}, X. N. Wang¹, Y. Wang⁶¹, Y. D. Wang⁴⁵, Y. F. Wang^{1,58,64}, Y. L. Wang¹⁹, Y. N. Wang⁴⁵, Y. Q. Wang¹, Yaqian Wang¹⁷, Yi Wang⁶¹, Z. Wang^{1,58}, Z. L. Wang⁷³, Z. Y. Wang^{1,64}, Ziyi Wang⁶⁴, D. H. Wei¹⁴, F. Weidner⁶⁹, S. P. Wen¹, Y. R. Wen³⁹, U. Wiedner³, G. Wilkinson⁷⁰, M. Wolke⁷⁶, L. Wollenberg³, C. Wu³⁹, J. F. Wu^{1,8}, L. H. Wu¹, L. J. Wu^{1,64}, X. Wu^{12,g}, X. H. Wu³⁴, Y. Wu^{72,58}, Y. H. Wu⁵⁵, Y. J. Wu³¹, Z. Wu^{1,58}, L. Xia^{72,58}, X. M. Xian³⁹, B. H. Xiang^{1,64}, T. Xiang^{46,h}, D. Xiao^{38,k,l}, G. Y. Xiao⁴², S. Y. Xiao¹, Y. L. Xiao^{12,g}, Z. J. Xiao⁴¹, C. Xie⁴², X. H. Xie^{46,h}, Y. Xie⁵⁰, Y. G. Xie^{1,58}, Y. H. Xie⁶, Z. P. Xie^{72,58}, T. Y. Xing^{1,64}, C. F. Xu^{1,64}, C. J. Xu⁵⁹, G. F. Xu¹, H. Y. Xu^{67,2,p}, M. Xu^{72,58}, Q. J. Xu¹⁶, Q. N. Xu³⁰, W. Xu¹, W. L. Xu⁶⁷, X. P. Xu⁵⁵, Y. C. Xu⁷⁸, Z. S. Xu⁶⁴, F. Yan^{12,g}, L. Yan^{12,g}, W. B. Yan^{72,58}, W. C. Yan⁸¹, X. Q. Yan^{1,64}, H. J. Yang^{51,f}, H. L. Yang³⁴, H. X. Yang¹, T. Yang¹, Y. Yang^{12,g}, Y. F. Yang^{1,64}, Y. F. Yang⁴³, Y. X. Yang^{1,64}, Z. W. Yang^{38,k,l}, Z. P. Yao⁵⁰, M. Ye^{1,58}, M. H. Ye⁸, J. H. Yin¹, Junhao Yin⁴³, Z. Y. You⁵⁹, B. X. Yu^{1,58,64}, C. X. Yu⁴³, G. Yu^{1,64}, J. S. Yu^{25,i}, T. Yu⁷³, X. D. Yu^{46,h}, Y. C. Yu⁸¹, C. Z. Yuan^{1,64}, J. Yuan⁴⁵, J. Yuan³⁴, L. Yuan², S. C. Yuan^{1,64}, Y. Yuan^{1,64}, Z. Y. Yuan⁵⁹, C. X. Yue³⁹, A. A. Zafar⁷⁴, F. R. Zeng⁵⁰, S. H. Zeng^{63A,63B,63C,63D}, X. Zeng^{12,g}, Y. Zeng^{25,i}, Y. J. Zeng⁵⁹, Y. J. Zeng^{1,64}, X. Y. Zhai³⁴, Y. C. Zhai⁵⁰, Y. H. Zhan⁵⁹, A. Q. Zhang^{1,64}, B. L. Zhang^{1,64}, B. X. Zhang¹, D. H. Zhang⁴³, G. Y. Zhang¹⁹, H. Zhang⁸¹, H. Zhang^{72,58}, H. C. Zhang^{1,58,64}, H. H. Zhang⁵⁹, H. H. Zhang³⁴, H. Q. Zhang^{1,58,64}, H. R. Zhang^{72,58}, H. Y. Zhang^{1,58}, J. Zhang⁸¹, J. Zhang⁵⁹, J. J. Zhang⁵², J. L. Zhang²⁰, J. Q. Zhang⁴¹, J. S. Zhang^{12,g}, J. W. Zhang^{1,58,64}, J. X. Zhang^{38,k,l}, J. Y. Zhang¹, J. Z. Zhang^{1,64}, Jianyu Zhang⁶⁴, L. M. Zhang⁶¹, Lei Zhang⁴², P. Zhang^{1,64}, Q. Y. Zhang³⁴, R. Y. Zhang^{38,k,l}, S. H. Zhang^{1,64}, Shulei Zhang^{25,i}, X. D. Zhang⁴⁵, X. M. Zhang¹, X. Y. Zhang⁵⁰, Y. Zhang⁷³, Y. Zhang¹, Y. T. Zhang⁸¹, Y. H. Zhang^{1,58}, Y. M. Zhang³⁹, Yan Zhang^{72,58}, Z. D. Zhang¹, Z. H. Zhang¹, Z. L. Zhang³⁴, Z. Y. Zhang⁴³, Z. Y. Zhang⁷⁷, Z. Z. Zhang⁴⁵, G. Zhao¹, J. Y. Zhao^{1,64}, J. Z. Zhao^{1,58}, L. Zhao¹, Lei Zhao^{72,58}, M. G. Zhao⁴³, N. Zhao⁷⁹, R. P. Zhao⁶⁴, S. J. Zhao⁸¹, Y. B. Zhao^{1,58}, Y. X. Zhao^{31,64}, Z. G. Zhao^{72,58}, A. Zhemchugov^{36,b}, B. Zheng⁷³, B. M. Zheng³⁴, J. P. Zheng^{1,58}, W. J. Zheng^{1,64}, Y. H. Zheng⁶⁴, B. Zhong⁴¹, X. Zhong⁵⁹, H. Zhou⁵⁰, J. Y. Zhou³⁴, L. P. Zhou^{1,64}, S. Zhou⁶, X. Zhou⁷⁷, X. K. Zhou⁶, X. R. Zhou^{72,58}, X. Y. Zhou³⁹, Y. Z. Zhou^{12,g}, A. N. Zhu⁶⁴, J. Zhu⁴³, K. Zhu¹, K. J. Zhu^{1,58,64}, K. S. Zhu^{12,g}, L. Zhu³⁴, L. X. Zhu⁶⁴, S. H. Zhu⁷¹, T. J. Zhu^{12,g}, W. D. Zhu⁴¹, Y. C. Zhu^{72,58}, Z. A. Zhu^{1,64}, J. H. Zou¹, J. Zu^{72,58}

(BESIII Collaboration)

¹ *Institute of High Energy Physics, Beijing 100049, People's Republic of China*

² *Beihang University, Beijing 100191, People's Republic of China*

³ *Bochum Ruhr-University, D-44780 Bochum, Germany*

⁴ *Budker Institute of Nuclear Physics SB RAS (BINP), Novosibirsk 630090, Russia*

⁵ *Carnegie Mellon University, Pittsburgh, Pennsylvania 15213, USA*

⁶ *Central China Normal University, Wuhan 430079, People's Republic of China*

⁷ *Central South University, Changsha 410083, People's Republic of China*

⁸ *China Center of Advanced Science and Technology, Beijing 100190, People's Republic of China*

⁹ *China University of Geosciences, Wuhan 430074, People's Republic of China*

¹⁰ *Chung-Ang University, Seoul, 06974, Republic of Korea*

¹¹ *COMSATS University Islamabad, Lahore Campus, Defence Road, Off Raiwind Road, 54000 Lahore, Pakistan*

¹² *Fudan University, Shanghai 200433, People's Republic of China*

¹³ *GSI Helmholtzcentre for Heavy Ion Research GmbH, D-64291 Darmstadt, Germany*

¹⁴ *Guangxi Normal University, Guilin 541004, People's Republic of China*

¹⁵ *Guangxi University, Nanning 530004, People's Republic of China*

¹⁶ *Hangzhou Normal University, Hangzhou 310036, People's Republic of China*

¹⁷ *Hebei University, Baoding 071002, People's Republic of China*

¹⁸ *Helmholtz Institute Mainz, Staudinger Weg 18, D-55099 Mainz, Germany*

- ¹⁹ Henan Normal University, Xinxiang 453007, People's Republic of China
- ²⁰ Henan University, Kaifeng 475004, People's Republic of China
- ²¹ Henan University of Science and Technology, Luoyang 471003, People's Republic of China
- ²² Henan University of Technology, Zhengzhou 450001, People's Republic of China
- ²³ Huangshan College, Huangshan 245000, People's Republic of China
- ²⁴ Hunan Normal University, Changsha 410081, People's Republic of China
- ²⁵ Hunan University, Changsha 410082, People's Republic of China
- ²⁶ Indian Institute of Technology Madras, Chennai 600036, India
- ²⁷ Indiana University, Bloomington, Indiana 47405, USA
- ²⁸ INFN Laboratori Nazionali di Frascati , (A)INFN Laboratori Nazionali di Frascati, I-00044, Frascati, Italy; (B)INFN Sezione di Perugia, I-06100, Perugia, Italy; (C)University of Perugia, I-06100, Perugia, Italy
- ²⁹ INFN Sezione di Ferrara, (A)INFN Sezione di Ferrara, I-44122, Ferrara, Italy; (B)University of Ferrara, I-44122, Ferrara, Italy
- ³⁰ Inner Mongolia University, Hohhot 010021, People's Republic of China
- ³¹ Institute of Modern Physics, Lanzhou 730000, People's Republic of China
- ³² Institute of Physics and Technology, Peace Avenue 54B, Ulaanbaatar 13330, Mongolia
- ³³ Instituto de Alta Investigación, Universidad de Tarapacá, Casilla 7D, Arica 1000000, Chile
- ³⁴ Jilin University, Changchun 130012, People's Republic of China
- ³⁵ Johannes Gutenberg University of Mainz, Johann-Joachim-Becher-Weg 45, D-55099 Mainz, Germany
- ³⁶ Joint Institute for Nuclear Research, 141980 Dubna, Moscow region, Russia
- ³⁷ Justus-Liebig-Universitaet Giessen, II. Physikalisches Institut, Heinrich-Buff-Ring 16, D-35392 Giessen, Germany
- ³⁸ Lanzhou University, Lanzhou 730000, People's Republic of China
- ³⁹ Liaoning Normal University, Dalian 116029, People's Republic of China
- ⁴⁰ Liaoning University, Shenyang 110036, People's Republic of China
- ⁴¹ Nanjing Normal University, Nanjing 210023, People's Republic of China
- ⁴² Nanjing University, Nanjing 210093, People's Republic of China
- ⁴³ Nankai University, Tianjin 300071, People's Republic of China
- ⁴⁴ National Centre for Nuclear Research, Warsaw 02-093, Poland
- ⁴⁵ North China Electric Power University, Beijing 102206, People's Republic of China
- ⁴⁶ Peking University, Beijing 100871, People's Republic of China
- ⁴⁷ Qufu Normal University, Qufu 273165, People's Republic of China
- ⁴⁸ Renmin University of China, Beijing 100872, People's Republic of China
- ⁴⁹ Shandong Normal University, Jinan 250014, People's Republic of China
- ⁵⁰ Shandong University, Jinan 250100, People's Republic of China
- ⁵¹ Shanghai Jiao Tong University, Shanghai 200240, People's Republic of China
- ⁵² Shanxi Normal University, Linfen 041004, People's Republic of China
- ⁵³ Shanxi University, Taiyuan 030006, People's Republic of China
- ⁵⁴ Sichuan University, Chengdu 610064, People's Republic of China
- ⁵⁵ Soochow University, Suzhou 215006, People's Republic of China
- ⁵⁶ South China Normal University, Guangzhou 510006, People's Republic of China
- ⁵⁷ Southeast University, Nanjing 211100, People's Republic of China
- ⁵⁸ State Key Laboratory of Particle Detection and Electronics, Beijing 100049, Hefei 230026, People's Republic of China
- ⁵⁹ Sun Yat-Sen University, Guangzhou 510275, People's Republic of China
- ⁶⁰ Suranaree University of Technology, University Avenue 111, Nakhon Ratchasima 30000, Thailand
- ⁶¹ Tsinghua University, Beijing 100084, People's Republic of China
- ⁶² Turkish Accelerator Center Particle Factory Group, (A)Istinye University, 34010, Istanbul, Turkey; (B)Near East University, Nicosia, North Cyprus, 99138, Mersin 10, Turkey
- ⁶³ University of Bristol, (A)H H Wills Physics Laboratory; (B)Tyndall Avenue; (C)Bristol; (D)BS8 1TL
- ⁶⁴ University of Chinese Academy of Sciences, Beijing 100049, People's Republic of China
- ⁶⁵ University of Groningen, NL-9747 AA Groningen, The Netherlands
- ⁶⁶ University of Hawaii, Honolulu, Hawaii 96822, USA
- ⁶⁷ University of Jinan, Jinan 250022, People's Republic of China

⁶⁸ *University of Manchester, Oxford Road, Manchester, M13 9PL, United Kingdom*

⁶⁹ *University of Muenster, Wilhelm-Klemm-Strasse 9, 48149 Muenster, Germany*

⁷⁰ *University of Oxford, Keble Road, Oxford OX13RH, United Kingdom*

⁷¹ *University of Science and Technology Liaoning, Anshan 114051, People's Republic of China*

⁷² *University of Science and Technology of China, Hefei 230026, People's Republic of China*

⁷³ *University of South China, Hengyang 421001, People's Republic of China*

⁷⁴ *University of the Punjab, Lahore-54590, Pakistan*

⁷⁵ *University of Turin and INFN, (A)University of Turin, I-10125, Turin, Italy; (B)University of Eastern Piedmont, I-15121, Alessandria, Italy; (C)INFN, I-10125, Turin, Italy*

⁷⁶ *Uppsala University, Box 516, SE-75120 Uppsala, Sweden*

⁷⁷ *Wuhan University, Wuhan 430072, People's Republic of China*

⁷⁸ *Yantai University, Yantai 264005, People's Republic of China*

⁷⁹ *Yunnan University, Kunming 650500, People's Republic of China*

⁸⁰ *Zhejiang University, Hangzhou 310027, People's Republic of China*

⁸¹ *Zhengzhou University, Zhengzhou 450001, People's Republic of China*

^a *Deceased*

^b *Also at the Moscow Institute of Physics and Technology, Moscow 141700, Russia*

^c *Also at the Novosibirsk State University, Novosibirsk, 630090, Russia*

^d *Also at the NRC "Kurchatov Institute", PNPI, 188300, Gatchina, Russia*

^e *Also at Goethe University Frankfurt, 60323 Frankfurt am Main, Germany*

^f *Also at Key Laboratory for Particle Physics, Astrophysics and Cosmology, Ministry of Education; Shanghai Key Laboratory for Particle Physics and Cosmology; Institute of Nuclear and Particle Physics, Shanghai 200240, People's Republic of China*

^g *Also at Key Laboratory of Nuclear Physics and Ion-beam Application (MOE) and Institute of Modern Physics, Fudan University, Shanghai 200443, People's Republic of China*

^h *Also at State Key Laboratory of Nuclear Physics and Technology, Peking University, Beijing 100871, People's Republic of China*

ⁱ *Also at School of Physics and Electronics, Hunan University, Changsha 410082, China*

^j *Also at Guangdong Provincial Key Laboratory of Nuclear Science, Institute of Quantum Matter, South China Normal University, Guangzhou 510006, China*

^k *Also at MOE Frontiers Science Center for Rare Isotopes, Lanzhou University, Lanzhou 730000, People's Republic of China*

^l *Also at Lanzhou Center for Theoretical Physics, Lanzhou University, Lanzhou 730000, People's Republic of China*

^m *Also at the Department of Mathematical Sciences, IBA, Karachi 75270, Pakistan*

ⁿ *Also at Ecole Polytechnique Federale de Lausanne (EPFL), CH-1015 Lausanne, Switzerland*

^o *Also at Helmholtz Institute Mainz, Staudinger Weg 18, D-55099 Mainz, Germany*

^p *Also at School of Physics, Beihang University, Beijing 100191, China*

We measure the absolute branching fractions of semileptonic D_s^+ decays via the $e^+e^- \rightarrow D_s^{*+}D_s^{*-}$ process using e^+e^- collision data corresponding to an integrated luminosity of 10.64 fb^{-1} collected by the BESIII detector at center-of-mass energies between 4.237 and 4.699 GeV. The branching fractions are $\mathcal{B}(D_s^+ \rightarrow \eta e^+ \nu_e) = (2.35 \pm 0.11_{\text{stat}} \pm 0.10_{\text{syst}})\%$, $\mathcal{B}(D_s^+ \rightarrow \eta' e^+ \nu_e) = (0.82 \pm 0.09_{\text{stat}} \pm 0.04_{\text{syst}})\%$, $\mathcal{B}(D_s^+ \rightarrow \phi e^+ \nu_e) = (2.21 \pm 0.16_{\text{stat}} \pm 0.11_{\text{syst}})\%$, $\mathcal{B}(D_s^+ \rightarrow f_0(980)e^+ \nu_e, f_0(980) \rightarrow \pi^+ \pi^-) = (0.15 \pm 0.02_{\text{stat}} \pm 0.01_{\text{syst}})\%$, $\mathcal{B}(D_s^+ \rightarrow K^0 e^+ \nu_e) = (0.24 \pm 0.04_{\text{stat}} \pm 0.01_{\text{syst}})\%$, and $\mathcal{B}(D_s^+ \rightarrow K^{*0} e^+ \nu_e) = (0.19 \pm 0.03_{\text{stat}} \pm 0.01_{\text{syst}})\%$. These results are consistent with those measured via the $e^+e^- \rightarrow D_s^{*+}D_s^{*-}$ process by BESIII and CLEO. The hadronic transition form factors $D_s^+ \rightarrow \eta e^+ \nu_e$, $D_s^+ \rightarrow \eta' e^+ \nu_e$, and $D_s^+ \rightarrow K^0 e^+ \nu_e$ at four-momentum transfer squared $q^2 = 0$ are determined to be $f_+^\eta(0) = 0.482 \pm 0.011_{\text{stat}} \pm 0.009_{\text{syst}} \pm 0.004_{\text{input}}$, $f_+^{\eta'}(0) = 0.562 \pm 0.031_{\text{stat}} \pm 0.014_{\text{syst}} \pm 0.003_{\text{input}}$, and $f_+^{K^0}(0) = 0.624 \pm 0.052_{\text{stat}} \pm 0.013_{\text{syst}} \pm 0.002_{\text{input}}$.

I. INTRODUCTION

Experimental studies of semileptonic D_s^+ decays are important to understand the weak and strong effects

in charm quark decays. In the Standard Model (SM), the weak and strong effects in the semileptonic D_s^+ decays can be well separated and parameterized by the $c \rightarrow s(d)$ CKM matrix elements, $|V_{cs(d)}|$, and

individual hadronic form factors, respectively. Studies of these decays offer the opportunity to determine $|V_{cs(d)}|$ (hadronic transition form factors) by inputting the hadronic form factors calculated by theory ($|V_{cs(d)}|$ from the SM global fit). The $|V_{cs(d)}|$ and hadronic form factors obtained are valuable to test CKM matrix unitarity and theoretical calculations, respectively. Moreover, different frameworks [1–14], e.g., quark model, QCD sum rule, and lattice QCD, provide predictions on the branching fractions. Table 1 summarizes the branching fractions of semileptonic D_s^+ decays predicted by various theoretical models [1–14]. Precise measurements of these decay branching fractions are useful to provide tighter constraints on theory.

Since 2008, the CLEO [15] and BESIII Collaborations [16] have reported measurements of the branching fractions of the semileptonic D_s^+ decays, as summarized in the Particle Data Group (PDG) [17]. These measurements are performed by using the $e^+e^- \rightarrow D_s^+ D_s^-$ and $e^+e^- \rightarrow D_s^{*\pm} D_s^\mp$ processes with 0.48 fb^{-1} and 7.33 fb^{-1} of e^+e^- collision data taken at center-of-mass energies of $\sqrt{s} = 4.009$ and $4.128\text{--}4.226$ GeV, respectively. In this paper, we report the measurements of the branching fractions of the semileptonic D_s^+ decays via the $e^+e^- \rightarrow D_s^{*+} D_s^{*-}$ process, based on the analysis of 10.64 fb^{-1} of e^+e^- collision data taken at $\sqrt{s} = 4.237\text{--}4.699$ GeV with the BESIII detector. Throughout this paper, charge conjugation is always implied, and ρ , K^{*0} , and f_0 denote the $\rho(770)$, $K^*(892)^0$, and $f_0(980)$, respectively.

II. BESIII DETECTOR AND MONTE CARLO SIMULATION

The BESIII detector is a magnetic spectrometer [18] located at the Beijing Electron Positron Collider (BEPCII) [19]. The cylindrical core of the BESIII detector consists of a helium-based multilayer drift chamber (MDC), a plastic scintillator time-of-flight system (TOF), and a CsI(Tl) electromagnetic calorimeter (EMC), which are all enclosed in a superconducting solenoidal magnet providing a 1.0 T magnetic field. The solenoid is supported by an octagonal flux-return yoke with resistive plate counter muon-identifier modules interleaved with steel. The acceptance of charged particles and photons is 93% over the 4π solid angle. The charged-particle momentum resolution at $1 \text{ GeV}/c$ is 0.5%, and the resolution of specific ionization energy loss (dE/dx) is 6% for electrons from Bhabha scattering. The EMC measures photon energies with a resolution of 2.5% (5%) at 1 GeV in the barrel (end-cap) region. The time resolution of the TOF barrel part is 68 ps, while that of the end-cap part was 110 ps. The end-cap TOF system was upgraded in 2015 using multi-gap resistive plate chamber technology, providing a time resolution of 60 ps [20, 21] and benefiting 74% of the data used in this analysis. Details about the design and performance of

the BESIII detector are given in Ref. [18].

Simulated samples produced with GEANT4-based [22] Monte Carlo (MC) software, which includes the geometric description of the BESIII detector and the detector response, are used to determine the detection efficiency and to estimate backgrounds. The simulation includes the beam-energy spread and initial-state radiation in e^+e^- annihilations modeled with the generator KKMC [23]. Inclusive MC samples with luminosities of 20 times that of the data are produced at center-of-mass energies between 4.237 and 4.700 GeV. They include open-charm processes, initial state radiation production of $\psi(3770)$, $\psi(3686)$ and J/ψ , $q\bar{q}$ ($q = u, d, s$) continuum processes, Bhabha scattering, $e^+e^- \rightarrow \mu^+\mu^-$, $e^+e^- \rightarrow \tau^+\tau^-$, and $e^+e^- \rightarrow \gamma\gamma$ events. In the simulation, the production of open-charm processes directly via e^+e^- annihilations is modeled with the generator CONEXC [24]. The known decay modes are modeled with EVTGEN [25] using branching fractions taken from the PDG [17], and the remaining unknown decays of the charmonium states are modeled by LUNDCHARM [26]. Final-state radiation is incorporated using PHOTOS [27]. The input Born cross section line shape of $e^+e^- \rightarrow D_s^{*+} D_s^{*-}$ is based on the results in Ref. [28]. The input hadronic form factors for $D_s^+ \rightarrow \eta e^+\nu_e$, $D_s^+ \rightarrow \eta' e^+\nu_e$, $D_s^+ \rightarrow \phi e^+\nu_e$, $D_s^+ \rightarrow f_0 e^+\nu_e$, $D_s^+ \rightarrow K^0 e^+\nu_e$, and $D_s^+ \rightarrow K^{*0} e^+\nu_e$ are taken from Refs. [29–31].

III. ANALYSIS METHOD

In the $e^+e^- \rightarrow D_s^{*+} D_s^{*-}$ process, the D_s^* mesons will decay via $D_s^{*\pm} \rightarrow \gamma(\pi^0) D_s^\pm$. As the first step, we fully reconstruct a D_s^{*-} meson in one of the chosen hadronic decay modes, called a single-tag (ST) candidate, and then attempt a reconstruction of a signal decay of the D_s^{*+} meson. An event containing both a ST and a signal decay is named a double-tag (DT) candidate. The branching fraction of the signal decay is determined by

$$\mathcal{B}_{\text{sig}} = \frac{N_{\text{DT}}}{N_{\text{ST}} \cdot \bar{\epsilon}_{\text{sig}}}. \quad (1)$$

Here, $N_{\text{DT}} = \sum_{i,j} N_{\text{DT}}^{i,j}$ and $N_{\text{ST}} = \sum_{i,j} N_{\text{ST}}^{i,j}$ are the total DT and ST yields in data summing over the tag mode i and the energy point j ; $\bar{\epsilon}_{\text{sig}}$ is the averaged efficiency of the signal decay, and estimated by $\bar{\epsilon}_{\text{sig}} = \sum_j \left[\sum_i \left(\frac{N_{\text{ST}}^{i,j}}{N_{\text{ST}}^j} \cdot \frac{\epsilon_{\text{DT}}^{i,j}}{\epsilon_{\text{ST}}^{i,j}} \right) \cdot \frac{N_{\text{ST}}^j}{N_{\text{ST}}} \right]$, where $\epsilon_{\text{DT}}^{i,j}$ and $\epsilon_{\text{ST}}^{i,j}$ are the detection efficiencies of the DT and ST candidates for the i -th tag mode at the j -th energy point, respectively. $N_{\text{ST}}^{i,j}$ and N_{ST}^j are the ST yields for the i -th tag mode at the j -th energy point and the total ST yield at the j -th energy point, respectively. The efficiencies are estimated from MC samples and do not include the branching fractions of the sub-decay channels used for the signal and ST reconstruction.

Table 1. The branching fractions (in percent) of the semileptonic D_s^+ decays predicted by various theories.

	$D_s^+ \rightarrow \eta e^+ \nu_e$	$D_s^+ \rightarrow \eta' e^+ \nu_e$	$D_s^+ \rightarrow \phi e^+ \nu_e$	$D_s^+ \rightarrow f_0 e^+ \nu_e$	$D_s^+ \rightarrow K^0 e^+ \nu_e$	$D_s^+ \rightarrow K^{*0} e^+ \nu_e$
CQM [1]	2.48	0.92	2.52	–	0.30	–
RQM [2]	2.37	0.87	2.69	–	0.40	0.21
$\chi^{\text{UA}}(I)$ [3]	1.7	0.74	–	–	0.32	–
$\chi^{\text{UA}}(II)$ [3]	2.5	0.61	–	–	0.2	–
LCSR [4]	3.15 ± 0.97	0.97 ± 0.38	–	–	–	–
LFQM(I) [5]	2.42	0.95	2.95	–	–	–
LFQM(II) [5]	2.25	0.91	2.58	–	–	–
LCSR [6]	2.00 ± 0.32	0.75 ± 0.23	–	–	–	–
QM [7]	2.24	0.83	3.01	–	0.20	–
LCSR [8]	2.35 ± 0.37	0.79 ± 0.13	–	–	–	–
LFQM [9]	–	–	2.9 ± 0.3	–	0.27 ± 0.02	0.19 ± 0.02
LCSR [10]	–	–	2.46 ± 0.42	–	0.39 ± 0.08	0.23 ± 0.03
LCSR [11]	–	–	2.53 ± 0.39	–	0.39 ± 0.07	0.23 ± 0.03
CCQM [12]	–	–	–	0.21 ± 0.02	–	–
LCSR [13]	–	–	–	0.15 ± 0.04	–	–
LCSR [14]	–	–	–	0.20 ± 0.05	–	–

IV. SINGLE-TAG D_s^{*-} CANDIDATES

The ST D_s^{*-} candidates are reconstructed via $D_s^{*-} \rightarrow \gamma(\pi^0)D_s^-$, and the D_s^- candidates are reconstructed in the hadronic decay modes of $D_s^- \rightarrow K^+K^-\pi^-$, $K^+K^-\pi^-\pi^0$, $K_S^0K^-$, $K_S^0K^-\pi^0$, $K_S^0K_S^0\pi^-$, $K_S^0K^+\pi^-\pi^-$, $K_S^0K^-\pi^+\pi^-$, $\pi^+\pi^-\pi^-$, $K^+\pi^-\pi^-$, $\eta\gamma\pi^-$, $\eta\pi^0\pi^+\pi^-\pi^-$, $\eta'_{\eta\gamma\pi^+\pi^-\pi^-}$, $\eta'_{\rho^0\pi^-}$, and $\eta\gamma\gamma\rho^-$. Throughout this paper, the subscripts of η and η' denote the decay modes used to reconstruct η and η' , respectively.

All charged tracks are required to be within $|\cos\theta| < 0.93$, where θ is the polar angle with respect to the z -axis, which is the MDC symmetry axis. Those not originating from K_S^0 decays are required to satisfy $|V_{xy}| < 1$ cm and $|V_z| < 10$ cm, where $|V_{xy}|$ and $|V_z|$ are distances of the closest approach to the interaction point (IP) in the transverse plane and along the z -axis, respectively. The charged tracks are identified with a particle identification (PID) procedure, in which both the dE/dx and TOF measurements are combined to form confidence levels for pion and kaon hypotheses, e.g., CL_π and CL_K . Kaon and pion candidates are required to satisfy $CL_K > CL_\pi$ and $CL_\pi > CL_K$, respectively.

Candidates for K_S^0 are reconstructed via the decays of $K_S^0 \rightarrow \pi^+\pi^-$. The distances of closest approach of the π^\pm candidates to the IP must satisfy $|V_z| < 20$ cm without any $|V_{xy}|$ requirement. No PID requirements are applied for the two charged pions. For any K_S^0 candidate, the $\pi^+\pi^-$ invariant mass is required to be within ± 12 MeV/ c^2 around the known K_S^0 mass [17]. A secondary vertex fit is performed, and the decay length must be greater than twice the vertex resolution away from the IP.

Photon candidates are selected from shower clusters in the EMC. The difference between the shower time and the event start time must be within $[0, 700]$ ns to

remove showers unrelated to the event. The energy of each shower is required to be greater than 25 MeV in the barrel EMC region and 50 MeV in the end-cap EMC region [18]. To exclude showers originating from charged tracks, the opening angle subtended by the EMC shower and the position of any charged track at the EMC is required to be greater than 10 degrees as measured from the IP.

Candidates for $\pi^0(\eta)$ are reconstructed via $\pi^0(\eta) \rightarrow \gamma\gamma$ decays. The $\gamma\gamma$ invariant masses are required to be within $(0.115, 0.150)$ GeV/ c^2 and $(0.500, 0.570)$ GeV/ c^2 , respectively. To improve the momentum resolution and suppress background, a kinematic fit constraining the $\gamma\gamma$ invariant mass to the $\pi^0(\eta)$ known mass [17] is performed on the selected $\gamma\gamma$ pairs. The updated four-momenta of the photon pairs are used for further analysis.

The η candidates are also reconstructed via $\eta \rightarrow \pi^+\pi^-\pi^0$ decays, in which the $\pi^+\pi^-\pi^0$ invariant masses are required to lie in the mass window $(0.53, 0.57)$ GeV/ c^2 .

The η' candidates are reconstructed via $\eta' \rightarrow \pi^+\pi^-\eta$ and $\eta' \rightarrow \gamma\rho^0$ decays, and the $\pi^+\pi^-\eta$ and $\gamma\rho^0$ invariant masses are required to lie in the mass windows $(0.946, 0.970)$ GeV/ c^2 and $(0.940, 0.976)$ GeV/ c^2 , respectively. For $\eta' \rightarrow \gamma\rho^0$, the minimum energy of the radiative photon produced in the η' decays is required to be greater than 0.1 GeV.

The ρ^0 and ρ^+ candidates are reconstructed from $\rho^0 \rightarrow \pi^+\pi^-$ and $\rho^+ \rightarrow \pi^+\pi^0$ decays, in which the $\pi^+\pi^{-(0)}$ invariant masses are required to be within $(0.57, 0.97)$ GeV/ c^2 .

To suppress the contributions of $D_s^- \rightarrow K_S^0(\rightarrow \pi^+\pi^-)\pi^-$ and $D_s^- \rightarrow K_S^0(\rightarrow \pi^+\pi^-)K^-$ for the $D_s^- \rightarrow \pi^+\pi^-\pi^-$ and $D_s^- \rightarrow K^+\pi^-\pi^-$ tag modes, we reject any candidates with the $\pi^+\pi^-$ invariant mass being in the mass window $(0.468, 0.518)$ GeV/ c^2 .

The invariant masses of tagged D_s^- candidates are

required to be within the mass windows according to Refs. [29]. To further distinguish the single-tag D_s^{*-} from combinatorial background, we use two kinematic variables: the energy difference defined as

$$\Delta E = E_{\text{beam}} - E_{\text{tag}}, \quad (2)$$

and the beam constrained mass

$$M_{\text{BC}} = \sqrt{E_{\text{beam}}^2/c^4 - |\vec{p}_{\text{tag}}|^2/c^2}. \quad (3)$$

Here E_{beam} denotes the beam energy, while E_{tag} and \vec{p}_{tag} are respectively the energy and momentum of the ST D_s^{*-} candidate in the rest frame of the initial e^+e^- beams. The correctly reconstructed ST candidates are expected to peak around zero and the known D_s^* mass in the ΔE and M_{BC} distributions, respectively.

For each tag mode, the candidate giving the minimum $|\Delta E|$ value is chosen if there are multiple γ/π^0 or D_s combinations in an event. Table 2 shows the mass windows for D_s^- and the ΔE requirements for D_s^{*-} . The resultant M_{BC} distributions of the accepted ST candidates of different tag modes at 4.260 GeV are shown in Fig. 1. Similar distributions are also obtained at the other center-of-mass energy points. The yields of the ST D_s^{*-} mesons are obtained from fits to the individual M_{BC} spectra. The fits are performed to each of the data sets taken below 4.5 GeV due to the relatively large samples. The data samples taken above 4.5 GeV are combined into one data set due to the limited number of events. For all fits, the signals are described by the MC-simulated shape convolved with a Gaussian function to account for the resolution difference between data and MC simulation. For each data set taken below 4.5 GeV, the combinatorial background is described by an ARGUS function [32], while for the combined data set above 4.5 GeV, the combinatorial background is described by a Chebychev polynomial function, which has been validated with the inclusive MC sample. Figure 1 also shows the results of the fits to the M_{BC} distributions of the ST D_s^{*-} candidates at 4.260 GeV. The candidates in the M_{BC} signal regions, indicated by the red arrows in each sub-figure, are retained for the further analysis. The obtained ST yields in data (N_{ST}^i) and the ST efficiencies (ϵ_{ST}^i) for different tag modes are also shown in Table 2. Table 3 shows the M_{BC} signal regions and the total ST yields at the different energy points. The total ST yield in data is $N_{\text{ST}}^{\text{tot}} = 124027 \pm 1121$.

V. DOUBLE-TAG EVENTS

At the recoil sides of the ST D_s^{*-} mesons, the radiative photons or π^0 of the D_s^{*+} decays and the candidates for semileptonic D_s^+ decays are selected with the surviving neutral and charged tracks which have not been used in the ST selection.

The candidates for γ , π^0 , π^\pm , K^\pm , K_S^0 , ρ^+ , η ,

and η' are selected with the same selection criteria as those used on the tag side. The K^{*0} , f_0 , and ϕ candidates are reconstructed with the decays of $K^{*0} \rightarrow K^+\pi^-$, $f_0 \rightarrow \pi^+\pi^-$, and $\phi \rightarrow K^+K^-$, respectively, and their invariant masses are required to be within (0.882, 0.992) GeV/ c^2 , (0.880, 1.080) GeV/ c^2 , and (1.004, 1.034) GeV/ c^2 , respectively.

The e^+ candidates are identified by using the dE/dx , TOF, and EMC information. Confidence levels for the pion, kaon and positron hypotheses (CL_π , CL_K and CL_e) are formed. Charged tracks satisfying $CL_e > 0.001$ and $CL_e/(CL_e + CL_\pi + CL_K) > 0.8$ are assigned as e^+ candidates. The energy loss of the positron due to bremsstrahlung is partially recovered by adding the energies of the EMC showers that are within 10° of the positron direction at the IP and not matched to other particles.

Signal decay candidates are required to have no extra charged tracks to suppress hadronic related background events. To suppress the backgrounds with an extra photon(s), the maximum energy of showers which have not been used in the DT selection, denoted as $E_{\text{extra}}^{\text{max}} \gamma$, is required to be less than 0.3 GeV.

For the semileptonic D_s^+ decays, the invariant masses of the hadron and lepton of the signal side are required to be less than 1.90 GeV/ c^2 for the Cabibbo favored decays and to be less than 1.75 GeV/ c^2 for the Cabibbo suppressed decays in order to minimize hadronic D_s backgrounds.

To separate signal from combinatorial background, we define the missing mass squared of the undetectable neutrino(s) by

$$M_{\text{miss}}^2 \equiv E_{\text{miss}}^2/c^4 - |\vec{p}_{\text{miss}}|^2/c^2. \quad (4)$$

Here, $E_{\text{miss}} \equiv E_{\text{beam}} - E_{\gamma(\pi^0)} - E_h - E_\ell$ and $\vec{p}_{\text{miss}} \equiv \vec{p}_{D_s^{*+}} - \vec{p}_{\gamma(\pi^0)} - \vec{p}_h - \vec{p}_\ell$ are the missing energy and momentum of the DT event in the e^+e^- center-of-mass frame, in which E_i and \vec{p}_i ($i = \gamma(\pi^0)$, h or ℓ) are the energy and momentum of the i particle in the recoil side. The M_{miss}^2 resolution is improved by constraining the D_s^{*+} energy to the beam energy and

$$\vec{p}_{D_s^{*+}} \equiv -\hat{p}_{D_s^{*-}} \cdot \sqrt{E_{\text{beam}}^2/c^2 - m_{D_s^*}^2 c^2}, \quad (5)$$

where $\hat{p}_{D_s^{*-}}$ is the unit vector in the momentum direction of the ST D_s^{*-} and $m_{D_s^*}$ is the known D_s^* mass [17]. For the correctly reconstructed signal events of the semileptonic D_s^+ decays, the M_{miss}^2 distributions are expected to peak around zero.

Figure 2 shows the resulting M_{miss}^2 distributions of the accepted candidate events for the semileptonic D_s^+ decays for DT events from all energy points. The yields of different signal decays are obtained from unbinned maximum likelihood fits to these distributions. In the fits, the signal and background shapes are modeled by individual simulated shapes, in which the former and latter ones are derived from signal and inclusive MC

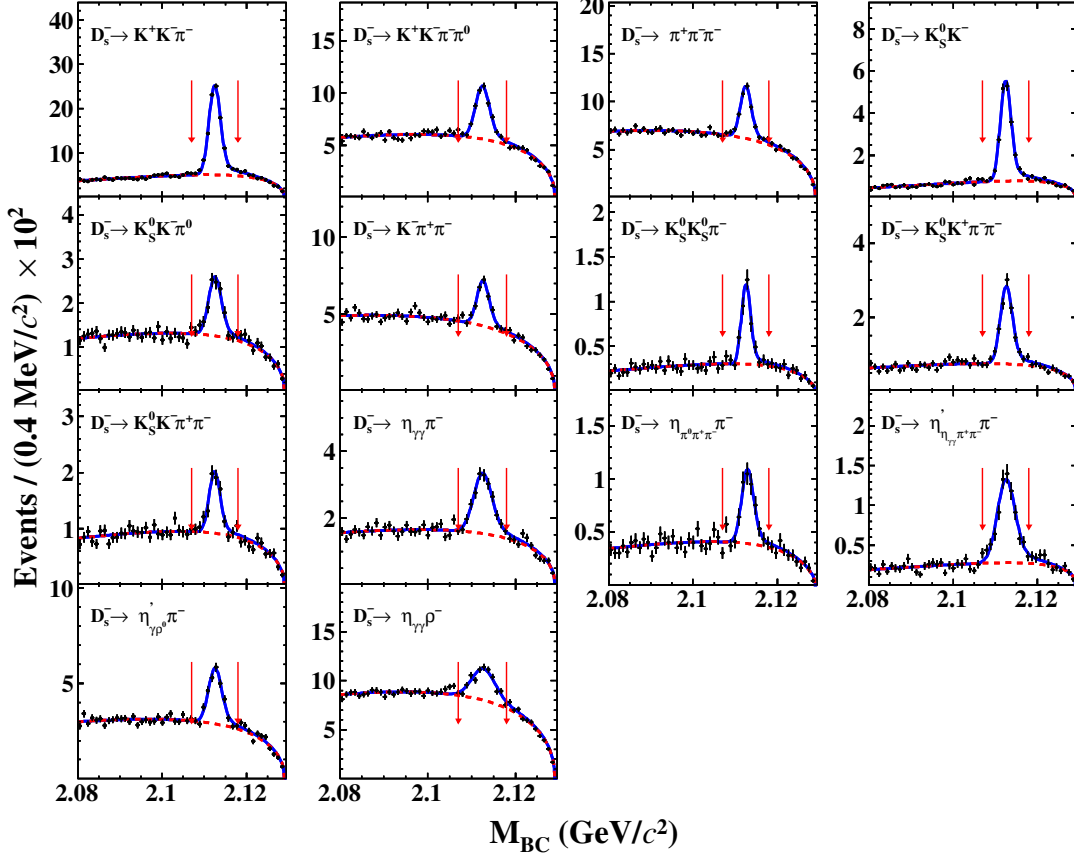


Fig. 1. Fits to the M_{BC} distributions of the ST D_s^{*-} candidates, where the points with error bars are data at 4.260 GeV, the solid curves show the best fits, and the red dashed curves show the fitted combinatorial background shapes. The pairs of arrows denote the M_{BC} signal window.

Table 2. The mass windows for D_s^- [29], the ΔE requirements for D_s^{*-} , the ST yields in data and the ST efficiencies at 4.260 GeV, where the efficiencies do not include the branching fractions for the sub-resonant decays and the uncertainties are statistical only.

D_s^- tag mode	$M_{D_s^-}$ (GeV/ c^2)	ΔE (MeV)	N_{ST}	$\epsilon_{ST}(\%)$
$K^+ K^- \pi^-$	(1.950, 1.986)	(-26, 31)	7454 ± 125	19.67 ± 0.07
$K^+ K^- \pi^- \pi^0$	(1.947, 1.982)	(-29, 38)	2186 ± 108	5.18 ± 0.06
$\pi^- \pi^+ \pi^-$	(1.952, 1.984)	(-28, 34)	1929 ± 99	26.20 ± 0.26
$K_S^0 K^-$	(1.948, 1.991)	(-30, 33)	1649 ± 53	22.83 ± 0.16
$K_S^0 K^- \pi^0$	(1.946, 1.987)	(-31, 40)	554 ± 50	6.99 ± 0.12
$K^- \pi^- \pi^+$	(1.953, 1.983)	(-28, 33)	1112 ± 83	22.84 ± 0.38
$K_S^0 K_S^0 \pi^-$	(1.951, 1.986)	(-28, 32)	266 ± 22	11.50 ± 0.21
$K_S^0 K^+ \pi^- \pi^-$	(1.953, 1.983)	(-26, 31)	808 ± 45	9.68 ± 0.11
$K_S^0 K^- \pi^+ \pi^-$	(1.958, 1.980)	(-26, 31)	390 ± 40	9.19 ± 0.19
$\eta_{\gamma\gamma} \pi^-$	(1.930, 2.000)	(-43, 52)	983 ± 69	19.19 ± 0.28
$\eta_{\pi^0 \pi^+ \pi^-} \pi^-$	(1.941, 1.990)	(-34, 43)	269 ± 29	11.71 ± 0.28
$\eta'_{\eta \pi^+ \pi^-} \pi^-$	(1.940, 1.996)	(-34, 40)	575 ± 40	11.49 ± 0.18
$\eta'_{\gamma \rho^0} \pi^-$	(1.938, 1.992)	(-33, 43)	1233 ± 75	14.11 ± 0.19
$\eta_{\gamma\gamma} \rho_{\pi^- \pi^0}^-$	(1.920, 2.006)	(-49, 66)	2142 ± 191	7.93 ± 0.13

Table 3. The integrated luminosities (\mathcal{L}), M_{BC} requirements, and ST yields in data (N_{ST}) for various energy points. The uncertainties are statistical only.

E_{cm} (GeV)	\mathcal{L} (pb $^{-1}$)	M_{BC} (GeV/ c^2)	N_{ST}
4.237	530.3	(2.107, 2.117)	6477 \pm 163
4.246	593.9	(2.107, 2.118)	11944 \pm 246
4.260	828.4	(2.107, 2.118)	21550 \pm 320
4.270	531.1	(2.107, 2.118)	13319 \pm 244
4.280	175.7	(2.106, 2.119)	4063 \pm 152
4.290	502.4	(2.106, 2.119)	9316 \pm 221
4.310-4.315	546.3	(2.106, 2.119)	5758 \pm 228
4.400	507.8	(2.106, 2.119)	1855 \pm 87
4.420	1090.7	(2.106, 2.121)	14890 \pm 443
4.440	569.9	(2.106, 2.121)	9699 \pm 443
4.470-4.700	4768.3	(2.104, 2.123)	25156 \pm 762

samples, respectively. For $D_s^+ \rightarrow \eta e^+ \nu_e$ or $D_s^+ \rightarrow \eta' e^+ \nu_e$ decays, simultaneous fits are performed on the distributions of the accepted candidates reconstructed in the two η/η' decay modes, in which they are constrained to share a common branching fraction after taking into account the differences of signal efficiencies and branching fractions between the two decay modes. The numbers of the peaking background due to $D_s^+ \rightarrow \phi \mu^+ \nu_\mu$ are fixed according to the MC simulation. Table 4 summarizes the detection efficiencies, the signal yields, and the measured branching fractions of different semileptonic D_s^+ decays. It should be noted that the listed branching fraction of $D_s^+ \rightarrow f_0 e^+ \nu_e$ has not been normalized by the branching fraction of $f_0 \rightarrow \pi^+ \pi^-$ because it is not well known. Previous studies via $e^+ e^- \rightarrow D_s D_s^*$ with higher statistics show that the non-resonant components in the decays of $D_s^+ \rightarrow \eta^{(\prime)} \ell^+ \nu_\ell$ [29, 33], $D_s^+ \rightarrow \phi \mu^+ \nu_\mu$ [30], $D_s^+ \rightarrow f_0 e^+ \nu_e$ [34] and $D_s^+ \rightarrow K^{(*)0} e^+ \nu_e$ [31] are negligible, therefore they are ignored in this work.

VI. SYSTEMATIC UNCERTAINTIES

With the DT method, most systematic uncertainties related to the ST selection cancel. Details about the systematic uncertainties in the measurements of the branching fractions of semileptonic D_s^+ decays are discussed below. Table 5 summarizes the sources of the systematic uncertainties in the measurements of the branching fractions of $D_s^+ \rightarrow \eta^{(\prime)} e^+ \nu_e$, $D_s^+ \rightarrow \phi e^+ \nu_e$, $D_s^+ \rightarrow f_0 e^+ \nu_e$, $D_s^+ \rightarrow K^0 e^+ \nu_e$ and $D_s^+ \rightarrow K^{*0} e^+ \nu_e$. They are assigned relative to the measured branching fractions. In Table 5, the contributions to the systematic uncertainties with upper script ‘c’ are correlated, and the others are uncorrelated.

The total systematic uncertainties of the branching fractions of $D_s^+ \rightarrow \eta e^+ \nu_e$ and $D_s^+ \rightarrow \eta' e^+ \nu_e$ are 4.5% and 5.3%, respectively, after taking into account correlated and uncorrelated systematic uncertainties and using the

method described in Ref. [35]. The total systematic uncertainties in the measurements of the branching fractions of $D_s^+ \rightarrow \phi e^+ \nu_e$, $D_s^+ \rightarrow f_0 e^+ \nu_e$, $D_s^+ \rightarrow K^0 e^+ \nu_e$ and $D_s^+ \rightarrow K^{*0} e^+ \nu_e$ are 4.8%, 5.4%, 6.1%, and 5.2%, by adding the individual uncertainties in quadrature.

A. Number of ST D_s^{*-} events

The systematic uncertainty in the M_{BC} fits is estimated by using alternative signal and background shapes, and repeating the fit for both data and the inclusive MC sample. For an alternative signal shape, we require, in addition to all other requirements, that the reconstructed $\gamma(\pi^0)$ and D_s^{*-} agree within 20° of the generated ones. The background shape is changed to a third order Chebychev polynomial. The relative difference of the ST yields is assigned as the systematic uncertainty. In addition, the uncertainty due to the fluctuation of the fitted ST yield is considered as another systematic uncertainty, since it affects the selection of the DT events. The quadrature sum of these two items, 1.9%, is assigned as the corresponding systematic uncertainty.

B. Tracking and PID

The tracking and PID efficiencies of π^\pm and K^\pm were studied with control samples of $e^+ e^- \rightarrow K^+ K^- \pi^+ \pi^-$. The efficiencies of tracking of e^+ were studied with a control sample of Bhabha scattering events of $e^+ e^- \rightarrow \gamma e^+ e^-$. The systematic uncertainty for both tracking and PID efficiency of π^\pm , K^\pm , and e^+ is assigned to be 1.0% per charged track.

C. K_S^0 reconstruction

The systematic uncertainty in the K_S^0 reconstruction efficiency is estimated with $J/\psi \rightarrow K^{*\mp} K^\pm$ and $J/\psi \rightarrow \phi K_S^0 K^\pm \pi^\mp$ control samples [36] and found to be 1.5% per K_S^0 .

D. Selection of γ , π^0 , and η

The systematic uncertainty in the transition γ reconstruction is 1.0% according to Ref. [37]. The systematic uncertainty in the π^0 reconstruction was studied by using a sample of $e^+ e^- \rightarrow K^+ K^- \pi^+ \pi^- \pi^0$, and the systematic uncertainty is 1.0% for each π^0 . The systematic uncertainty in the $\eta \rightarrow \gamma \gamma$ reconstruction is assumed to be 1.0%, the same as π^0 due to limited η events. If there are γ , π^0 , and η combinations, the total systematic uncertainty is added linearly to be conservative.

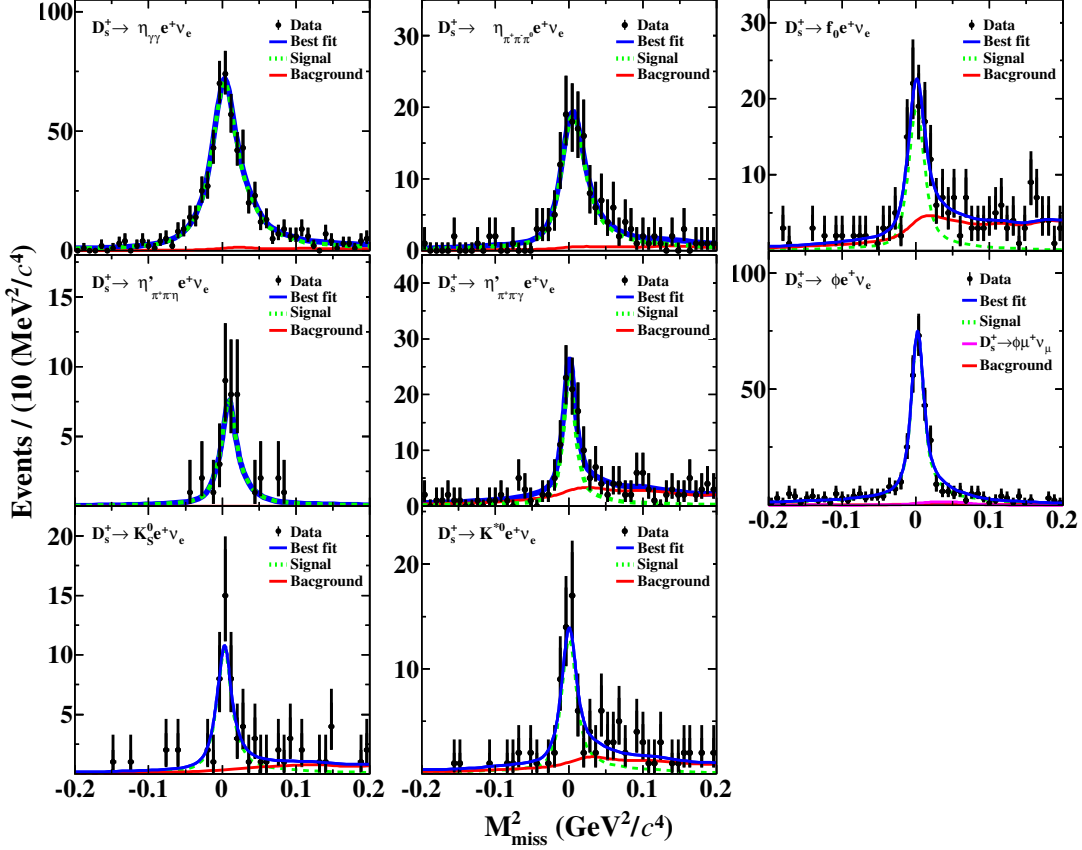


Fig. 2. Fits to the M_{miss}^2 distributions of the candidate events for the semileptonic D_s^+ decays. The points with error bars represent the data. The blue solid curves denote the best fits. The green dotted curves and red solid curves show the fitted signal shape and combinatorial background shape. For $D_s^+ \rightarrow \phi e^+ \nu_e$, the purple solid curve is the peaking background from $D_s^+ \rightarrow \phi \mu^+ \nu_\mu$.

Table 4. Signal yields, signal efficiencies and measured branching fractions for various signal decays. For ϵ_{sig} and N_{DT} , the uncertainties are statistical only; for the branching fraction (\mathcal{B}), the first and second uncertainties are statistical and systematic, respectively. It should be noted that the listed branching fraction of $D_s^+ \rightarrow f_0 e^+ \nu_e$ has not been normalized by the branching fraction of $f_0 \rightarrow \pi^+ \pi^-$ because it is not well known.

Decay	ϵ_{sig} (%)	N_{DT}	\mathcal{B} (%)
$D_s^+ \rightarrow \eta \gamma \gamma e^+ \nu_e$	50.78 ± 0.12	716.2 ± 33.8	$2.35 \pm 0.11 \pm 0.10$
$D_s^+ \rightarrow \eta_{\pi^+ \pi^- \pi^0} e^+ \nu_e$	20.42 ± 0.08		
$D_s^+ \rightarrow \eta'_{\pi^+ \pi^-} e^+ \nu_e$	22.35 ± 0.07	133.7 ± 14.5	$0.82 \pm 0.09 \pm 0.04$
$D_s^+ \rightarrow \eta'_{\pi^+ \pi^- \gamma} e^+ \nu_e$	32.48 ± 0.09		
$D_s^+ \rightarrow \phi_{K^+ K^-} e^+ \nu_e$	25.48 ± 0.07	350.2 ± 24.5	$2.21 \pm 0.16 \pm 0.11$
$D_s^+ \rightarrow f_0 e^+ \nu_e$	46.24 ± 0.11	91.0 ± 14.1	$0.15 \pm 0.02 \pm 0.01$
$D_s^+ \rightarrow K^0 e^+ \nu_e$	46.21 ± 0.11	50.5 ± 8.4	$0.24 \pm 0.04 \pm 0.01$
$D_s^+ \rightarrow K^{*0} e^+ \nu_e$	41.78 ± 0.10	65.4 ± 10.9	$0.19 \pm 0.03 \pm 0.01$

E. Mass windows of $\eta_{\pi^+ \pi^- \pi^0}$, η' , ϕ , f_0 , and K^{*0}

The systematic uncertainties due to the mass windows of $M_{\pi^0 \pi^+ \pi^-}$, $M_{\eta \pi^+ \pi^-}$, and $M_{\pi^+ \pi^- \gamma}$ are assigned as 0.1%, 0.1%, and 1.0%, respectively, using the control samples of $J/\psi \rightarrow \phi \eta^{(\prime)}$ [29]. The systematic uncertainties in the requirements of $M_{K^+ \pi^-}$, $M_{\pi^+ \pi^-}$, and $M_{K^+ K^-}$, are

studied with the control samples of $D^+ \rightarrow K^{*0} e^+ \nu_e$, $D_s^+ \rightarrow f_0 e^+ \nu_e$, and $D^0 \rightarrow K_S^0 \phi$, and the differences of the efficiencies of each mass window between data and MC simulation, 1.2%, 0.2% and 0.2%, respectively, are taken as their systematic uncertainties. The efficiencies of the requirements of the invariant masses of the hadron and lepton of the signal side are greater than 99% for

all signal decays, and the differences of these efficiencies between data and MC simulation are negligible.

F. Kinematic fit

The systematic uncertainty due to the kinematic fit is studied by using control samples of $D_s^+ \rightarrow K^+K^-\pi^+$ and $D_s^+ \rightarrow \eta\pi^0\pi^+$. The larger difference of the acceptance efficiencies between data and MC simulation is taken as the corresponding systematic uncertainty.

G. MC statistics and MC model

The uncertainty due to the limited MC statistics is considered as a source of systematic uncertainty. The systematic uncertainties due to the MC model are examined by varying the input hadronic form factors by $\pm 1\sigma$. The changes of the signal efficiencies are taken as the systematic uncertainties.

H. Quoted branching fractions

The uncertainties in the quoted branching fractions are from $\eta \rightarrow \gamma\gamma$, $\eta \rightarrow \pi^+\pi^-\pi^0$, $\eta' \rightarrow \pi^+\pi^-\eta$, $\eta' \rightarrow \pi^+\pi^-\gamma$, $D_s^{*-} \rightarrow \gamma(\pi^0)D_s^+$, $\pi^0 \rightarrow \gamma\gamma$, $K_S^0 \rightarrow \pi^+\pi^-$, and $\phi \rightarrow K^+K^-$ [17]. The quoted branching fractions are $\mathcal{B}(\pi^0 \rightarrow \gamma\gamma) = (98.823 \pm 0.034)\%$, $\mathcal{B}(\eta \rightarrow \gamma\gamma) = (39.41 \pm 0.20)\%$, $\mathcal{B}(\eta \rightarrow \pi^+\pi^-\pi^0) = (22.92 \pm 0.28)\%$, $\mathcal{B}(\eta' \rightarrow \pi^+\pi^-\eta) = (42.5 \pm 0.5)\%$, $\mathcal{B}(\eta' \rightarrow \pi^+\pi^-\gamma) = (29.5 \pm 0.4)\%$, $\mathcal{B}(K_S^0 \rightarrow \pi^+\pi^-) = (69.20 \pm 0.05)\%$, and $\mathcal{B}(\phi \rightarrow K^+K^-) = (49.1 \pm 0.5)\%$. Their uncertainties, 0.1%, 0.5%, 1.2%, 1.2%, 1.4%, 0.07%, and 1.1%, are taken as the systematic uncertainties.

I. M_{miss}^2 fit

The systematic uncertainty of the M_{miss}^2 fit is determined by varying the signal and background shapes. The uncertainty in the signal shape is estimated by replacing the nominal shape with the simulated shape convolved with a double Gaussian function with floating parameters. The systematic uncertainty caused by the background shape is considered in three ways. First, we use alternative MC-simulated shapes by varying the relative fractions of the main backgrounds from $D_s^\pm D_s^{*\mp}$, $D_s^{*+} D_s^{*-}$, open charm and $q\bar{q}$ by $\pm 1\sigma$ of individual observed cross sections [28]. Second, we use a first-order Chebychev polynomial function for the background. Third, we vary the yields of the main background sources by $\pm 1\sigma$ of the quoted branching fractions [17]. The changes of the re-measured branching fractions are assigned as the corresponding systematic uncertainties. For each signal decay, the total systematic uncertainty is

assigned as the quadratic sum of the effects mentioned in this subsection.

VII. FORM FACTORS

The differential decay rates of $D_s^+ \rightarrow he^+\nu_e$ ($h = \eta, \eta',$ or K^0) can be written as [2]

$$\frac{d\Gamma}{dq^2} = \frac{G_F^2}{24\pi^3} |V_{cs(d)}|^2 \vec{p}_h^3 |f_+^h(q^2)|^2, \quad (6)$$

where G_F is the Fermi coupling constant, $|V_{cs(d)}|$ is the magnitude of $c \rightarrow s(d)$ CKM matrix element and \vec{p}_h is the momentum of h in the rest frame of the D_s^+ meson, $f_+^h(q^2)$ is the form factor of the hadronic weak current that depends on the square of the four momentum transfer $q = p_{D_s^+} - p_h$. The simplest hadronic form factor, called the simple pole model, is parameterized as [38]

$$f_+^h(q^2) = \frac{f_+^h(0)}{1 - q^2/m_*^2}, \quad (7)$$

where $f_+^h(0)$ is the hadronic form factor evaluated at $q^2 = 0$, and m_* is the mass of the lowest-lying $c\bar{s}(\bar{d})$ meson.

The decay widths of the semileptonic D_s^+ decays are derived with Eq. (6) by substituting the hadronic form factor with Eq. (7), where $m_{*(c \rightarrow s)} = 1.921 \pm 0.010 \pm 0.007$ GeV/ c^2 [39] or $m_{*(c \rightarrow d)} = 1.911 \pm 0.012 \pm 0.004$ GeV/ c^2 [39]. From this, we obtain

$$\Gamma(D_s^+ \rightarrow \eta e^+ \nu_e) = 211.9 |V_{cs}|^2 f_+^\eta(0)^2, \quad (8)$$

$$\Gamma(D_s^+ \rightarrow \eta' e^+ \nu_e) = 54.3 |V_{cs}|^2 f_+^{\eta'}(0)^2, \quad (9)$$

$$\Gamma(D_s^+ \rightarrow K^0 e^+ \nu_e) = 219.5 |V_{cd}|^2 f_+^{K^0}(0)^2. \quad (10)$$

Based on these, the form factors $f_+^\eta(0)$, $f_+^{\eta'}(0)$, and $f_+^{K^0}(0)$ can be obtained by inserting the measured the branching fractions, the CKM matrix element $|V_{cs}| = 0.97349 \pm 0.00016$ or $|V_{cd}| = 0.22486 \pm 0.00067$ [17], and the lifetime $\tau_{D_s^+} = (5.04 \pm 0.04) \times 10^{-13}$ s into Eqs. (8), (9), and (10), which are

$$f_+^\eta(0) = 0.482 \pm 0.011 \pm 0.009 \pm 0.004,$$

$$f_+^{\eta'}(0) = 0.562 \pm 0.031 \pm 0.014 \pm 0.003,$$

and

$$f_+^{K^0}(0) = 0.624 \pm 0.052 \pm 0.013 \pm 0.002,$$

where the first uncertainties are statistical, the second are systematic uncertainties arising from measured branching

Table 5. Relative systematic uncertainties (in %) in the branching fraction measurements. For $D_s^+ \rightarrow \eta e^+ \nu_e$ and $D_s^+ \rightarrow \eta' e^+ \nu_e$, the systematic uncertainties with upper script ‘ c ’ are correlated, and the others are uncorrelated.

Source	$\eta_{\gamma\gamma} e^+ \nu_e$	$\eta_{\pi^+ \pi^- \pi^0} e^+ \nu_e$	$\eta'_{\pi^+ \pi^- \eta} e^+ \nu_e$	$\eta'_{\gamma \rho^0} e^+ \nu_e$	$\phi e^+ \nu_e$	$f_0 e^+ \nu_e$	$K^0 e^+ \nu_e$	$K^* e^+ \nu_e$
$N_{\text{ST}}^{\text{tot}}$	1.9 ^c	1.9 ^c	1.9 ^c	1.9 ^c	1.9	1.9	1.9	1.9
$\gamma/\pi^0/\eta \rightarrow \gamma\gamma$ reconstruction	2.0 ^c	2.0 ^c	2.0 ^c	2.0 ^c	1.0	1.0	1.0	1.0
e^+ tracking	1.0 ^c	1.0 ^c	1.0 ^c	1.0 ^c	1.0	1.0	1.0	1.0
e^+ PID	1.0 ^c	1.0 ^c	1.0 ^c	1.0 ^c	1.0	1.0	1.0	1.0
Kinematic fit	1.7 ^c	1.7 ^c	1.7 ^c	1.7 ^c	1.7	1.7	1.7	1.7
$E_{\text{extra}\gamma}^{\text{max}}$ and $N_{\text{char}}^{\text{extra}}$	0.7 ^c	0.7 ^c	0.7 ^c	0.7 ^c	0.7	0.7	0.7	0.7
Simultaneous fit to M_{miss}^2	1.8 ^c	1.8 ^c	1.5 ^c	1.5 ^c	2.3	2.5	4.5	2.2
π^\pm/K^\pm tracking	...	2.0	2.0 ^c	2.0 ^c	2.0	2.0	...	2.0
π^\pm/K^\pm PID	...	2.0	2.0 ^c	2.0 ^c	2.0	2.0	...	2.0
K_S^0 reconstruction	1.5	...
MC statistics	0.2	0.4	0.3	0.3	0.3	0.2	0.2	0.2
Quoted branching fraction	0.5	1.2	1.3	1.4	1.1	...	0.1	...
MC model	0.7	1.3	1.2	1.1	0.8	2.4	1.6	0.9
Tag bias	0.8	0.2	0.5	0.2	0.8	0.7	0.8	0.5
Mass window	...	0.1	0.1	1.0	0.2	0.2	–	1.2
Total	4.3		5.0		5.1	5.6	6.0	5.3

fractions, The third source of uncertainty arises from external inputs of $|V_{cs(d)}|$, $\tau_{D_s^+}$, and m_* [39]. These results are consistent with the measurements of $f_+^\eta(0)$, $f_+^{\eta'}(0)$, and $f_+^{K^0}(0)$ obtained from the previous analyses of $D_s^+ \rightarrow \eta e^+ \nu_e$ [29], $D_s^+ \rightarrow \eta' e^+ \nu_e$ [29], and $D_s^+ \rightarrow K^0 e^+ \nu_e$ [31].

Conversely, we determine $|V_{cs}|$ with the $D_s^+ \rightarrow \eta^{(\prime)} e^+ \nu_e$ and $D_s^+ \rightarrow K^0 e^+ \nu_e$ decays by taking the $f_+^h(0)$ given by theoretical calculations [40] and [41]. All the results are summarized in Table 6. The $|V_{cs(d)}|$ obtained are valuable to test the CKM matrix unitarity and the hadronic form factors are important to test the theoretical calculations.

VIII. SUMMARY

Using 10.64 fb^{-1} of e^+e^- collision data collected with the BESIII detector at center-of-mass energies between 4.237 and 4.699 GeV, we report the measurements of the branching fractions of semileptonic D_s^+ decays via the $e^+e^- \rightarrow D_s^{*+} D_s^{*-}$ process. Figure 3 shows comparisons of the branching fractions of different signal decays with results from previous experiments. The precisions of the branching fractions measured in this work are not better than those measured via $e^+e^- \rightarrow D_s^{*+} D_s^{*-}$ with 7.33 fb^{-1} of e^+e^- collision data taken between 4.128 and 4.226 GeV at BESIII. However, the precisions are better than those measured via $e^+e^- \rightarrow D_s^{*+} D_s^{*-}$ with 0.6 fb^{-1} of e^+e^- collision data taken at 4.17 GeV. Under the simple pole model parameterization, the hadronic form factors with $D_s^+ \rightarrow \eta e^+ \nu_e$, $D_s^+ \rightarrow \eta' e^+ \nu_e$, and $D_s^+ \rightarrow K^0 e^+ \nu_e$ at $q^2 = 0$ are determined to be $f_+^\eta(0) = 0.482 \pm 0.011_{\text{stat}} \pm 0.009_{\text{syst}} \pm 0.004_{\text{input}}$, $f_+^{\eta'}(0) = 0.562 \pm 0.031_{\text{stat}} \pm 0.014_{\text{syst}} \pm 0.003_{\text{input}}$, and $f_+^{K^0}(0) = 0.624 \pm$

$0.052_{\text{stat}} \pm 0.013_{\text{syst}} \pm 0.002_{\text{input}}$. The results will benefit the precision of averaged branching fractions and form factors. These results on $|V_{cs(d)}|$ together with previously measured by $D_s^+ \rightarrow \eta e^+ \nu_e$ [29], $D_s^+ \rightarrow \eta' e^+ \nu_e$ [29], and $D_s^+ \rightarrow K^0 e^+ \nu_e$ [31] are important to test the unitarity of the CKM matrix.

IX. ACKNOWLEDGMENT

The BESIII collaboration thanks the staff of BEPCII and the IHEP computing center for their strong support. This work is supported in part by National Key R&D Program of China under Contracts Nos. 2023YFA1606000, 2020YFA0406400 and 2020YFA0406300; National Natural Science Foundation of China (NSFC) under Contracts Nos. 11775230, 11625523, 11635010, 11735014, 11822506, 11835012, 11935015, 11935016, 11935018, 11961141012, 12022510, 12025502, 12035009, 12035013, 12061131003; the Chinese Academy of Sciences (CAS) Large-Scale Scientific Facility Program; Joint Large-Scale Scientific Facility Funds of the NSFC and CAS under Contracts Nos. U1732263, U1832207; CAS Key Research Program of Frontier Sciences under Contract No. QYZDJ-SSW-SLH040; 100 Talents Program of CAS; INPAC and Shanghai Key Laboratory for Particle Physics and Cosmology; ERC under Contract No. 758462; European Union Horizon 2020 research and innovation programme under Contract No. Marie Skłodowska-Curie grant agreement No 894790; German Research Foundation DFG under Contracts Nos. 443159800, Collaborative Research Center CRC 1044, FOR 2359, FOR 2359, GRK 214; Istituto Nazionale di Fisica Nucleare, Italy; Ministry of Development of Turkey under Contract No. DPT2006K-120470; National Science and Technology

Table 6. The values of $f_+^h(0)|V_{cs(d)}|$, $f_+^h(0)$, and $|V_{cs(d)}|$. The first uncertainties are statistical, the second systematic, and the third due to input quantities.

Decay	$f_+^h(0) V_{cs(d)} $	$f_+^h(0)$	$ V_{cs(d)} $
$D_s^+ \rightarrow \eta e^+ \nu_e$	$0.469 \pm 0.011 \pm 0.009 \pm 0.004$	$0.482 \pm 0.011 \pm 0.009 \pm 0.004$	$0.947 \pm 0.022 \pm 0.018 \pm 0.007$
$D_s^+ \rightarrow \eta' e^+ \nu_e$	$0.547 \pm 0.030 \pm 0.013 \pm 0.003$	$0.562 \pm 0.031 \pm 0.014 \pm 0.003$	$0.981 \pm 0.054 \pm 0.024 \pm 0.005$
$D_s^+ \rightarrow K^0 e^+ \nu_e$	$0.140 \pm 0.012 \pm 0.003 \pm 0.002$	$0.624 \pm 0.052 \pm 0.013 \pm 0.002$	$0.208 \pm 0.017 \pm 0.004 \pm 0.002$

fund; Olle Engkvist Foundation under Contract No. 200-0605; STFC (United Kingdom); The Knut and Alice Wallenberg Foundation (Sweden) under Contract No. 2016.0157; The Royal Society, UK under Contracts Nos.

DH140054, DH160214; The Swedish Research Council; U. S. Department of Energy under Contracts Nos. DE-FG02-05ER41374.

-
- [1] D. Melikhov and B. Stech, *Phys. Rev. D* **62**, 014006 (2000).
- [2] R. N. Faustov, V. O. Galkin, and X. W. Kang, *Phys. Rev. D* **101**, 013004 (2020).
- [3] S. Fajfer and J. Kamenik, *Phys. Rev. D* **71**, 014020 (2020).
- [4] R. C. Verma, *J. Phys. G* **39**, 025005 (2012).
- [5] Z. T. Wei, H. W. Ke and X. F. Yang, *Phys. Rev. D* **80**, 015022 (2009).
- [6] N. Offen, F. A. Porkert and A. Schäfer, *Phys. Rev. D* **88**, 034023 (2013).
- [7] N. R. Soni, M. A. Ivanov, J. G. Körner, J. N. Pandya, P. Santorelli and C. T. Tran, *Phys. Rev. D* **98**, 114031 (2018).
- [8] D. D. Hu, H. B. Fu, T. Zhong, L. Zeng, W. Cheng and X. G. Wu, *Eur. Phys. J. C* **82**, 12 (2022).
- [9] H. Y. Cheng and X. W. Kang, *Eur. Phys. J. C* **77**, 587 (2017).
- [10] X. Leng, X. L. Mu, Z. T. Zou, and Ying Li, *Chin. Phys. C* **45**, 063107 (2021).
- [11] Y. L. Wu, M. Zhong, and Y. B. Zuo, *Int. J. Mod. Phys. A* **21**, 6125 (2006).
- [12] N. R. Soni, A. N. Gadaria, J. J. Patel, and J. N. Pandya, *Phys. Rev. D* **102**, 016013 (2020).
- [13] Y. J. Shi and W. Wang, *Phys. Rev. D* **92**, 074038 (2015).
- [14] P. Colangelo, F. D. Fazio, and W. Wang, *Phys. Rev. D* **81**, 074001 (2010).
- [15] J. Hietala, D. C. Hennessy, T. Pedlar, and I. Shipsey, *Phys. Rev. D* **92**, 012009 (2015).
- [16] B. C. Ke, J. Koponen, H. B. Li and Y. Zheng, *Ann. Rev. Nucl. Part. Sci.* **73**, 285-314 (2023).
- [17] P. A. Zyla *et al.* (Particle Data Group), *Prog. Theor. Exp. Phys.* **2022**, 083C01 (2022).
- [18] M. Ablikim *et al.* (BESIII Collaboration), *Nucl. Instrum. Meth. A* **614**, 345 (2010).
- [19] C. H. Yu *et al.*, Proceedings of IPAC2016, Busan, Korea, 2016.
- [20] X. Li *et al.*, *Radiat Detect Technol Methods* **1**, 12 (2022).
- [21] Y. Guo *et al.*, *Radiat Detect Technol Methods* **1**, 14 (2017).
- [22] S. Agostinelli *et al.* (GEANT4 Collaboration), *Nucl. Instrum. Meth. A* **506**, 250 (2003).
- [23] S. Jadach, B. F. L. Ward, and Z. Was, *Comp. Phys. Commu.* **130**, 260 (2000); *Phys. Rev. D* **63**, 113009 (2001).
- [24] R.-G Ping, *Chin. Phys. C* **38**, 083001 (2014).
- [25] D. J. Lange, *Nucl. Instrum. Meth. A* **462**, 152 (2001); R. G. Ping, *Chin. Phys. C* **32**, 599 (2008).
- [26] J. C. Chen, G. S. Huang, X. R. Qi, D. H. Zhang, and Y. S. Zhu, *Phys. Rev. D* **62**, 034003 (2000).
- [27] E. Richter-Was, *Phys. Lett. B* **303**, 163 (1993).
- [28] M. Ablikim *et al.* (BESIII collaboration), *Phys. Rev. Lett.* **131**, 151903 (2023).
- [29] M. Ablikim *et al.* (BESIII Collaboration), *Phys. Rev. D* **108**, 092003 (2023).
- [30] M. Ablikim *et al.* (BESIII Collaboration), *JHEP* **12**, 072 (2023).
- [31] M. Ablikim *et al.* (BESIII Collaboration), *Phys. Rev. Lett.* **122**, 061801 (2019).
- [32] H. Albrecht *et al.* (ARGUS collaboration), *Phys. Lett. B* **241**, 278 (1990).
- [33] M. Ablikim *et al.* (BESIII collaboration), *Phys. Rev. Lett.* **132**, 091802 (2024).
- [34] M. Ablikim *et al.* (BESIII Collaboration), *Phys. Rev. Lett.* **132**, 141901 (2024).
- [35] M. Schmelling, *Phys. Scripta* **51**, 676 (1995).
- [36] M. Ablikim *et al.* (BESIII Collaboration), *Phys. Rev. D* **92**, 112008 (2015).
- [37] M. Ablikim *et al.* (BESIII Collaboration), *Phys. Rev. D* **104**, 032001 (2021).
- [38] D. Becirevic and A. B. Kaidalov, *Phys. Lett. B* **478**, 417 (2000).
- [39] M. Ablikim *et al.* (BESIII Collaboration), *Phys. Rev. D* **92**, 072012 (2015).
- [40] G. Duplancic *et al.*, *JHEP* **11**, 138 (2015).
- [41] R. N. Faustov, V. O. Galkin, and X. W. Kang, *Phys. Rev. D* **101**, 013004(2020).

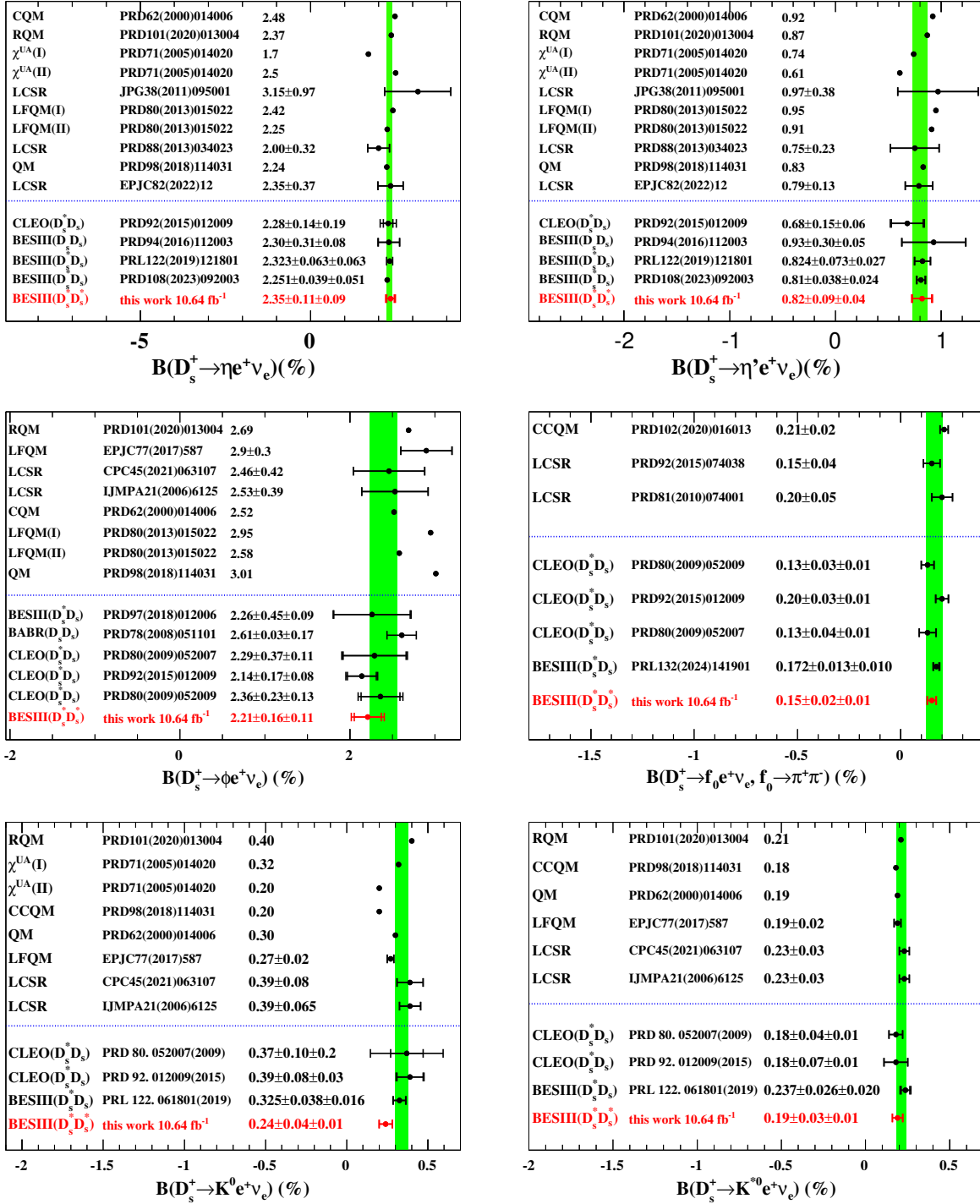


Fig. 3. Comparisons of the branching fractions of semileptonic D_s^+ decays with theoretical calculations and previous experimental measurements. The $D_s D_s$, $D_s^* D_s$, and $D_s^* D_s^*$ in the brackets denote the measurements are made based on $e^+ e^- \rightarrow D_s^+ D_s^-$, $D_s^{*+} D_s^-$, and $D_s^{*+} D_s^{*-}$, respectively. The green bands correspond to the $\pm 1\sigma$ limit of the world average.