

ZIJI: A MODEL TO CALCULATE X-RAY SPECTRA OF BLACK HOLE X-RAY BINARIES

TEMURBEK MIRZAEV¹, COSIMO BAMBI^{1,2,†}, ASKAR B. ABDIKAMALOV^{2,3,1}, JIACHEN JIANG⁴, HONGHUI LIU^{1,5},
SHAFQAT RIAZ³, AND SWARNIM SHASHANK¹

Draft version June 4, 2024

ABSTRACT

In the disk-corona model, the X-ray spectrum of a stellar-mass black hole in an X-ray binary is characterized by three components: a thermal component from a thin and cold accretion disk, a Comptonized component from a hot corona, and a reflection component produced by illumination of the cold disk by the hot corona. In this paper, we present *ziji*, which is a model to calculate the X-ray spectrum of black hole X-ray binaries in the disk-corona model. The accretion disk is described by the Novikov-Thorne model. The reflection spectrum is produced by the direct radiation from the corona as well as by the returning radiation of the thermal and reflection components and is calculated considering the actual spectrum illuminating the disk. If we turn the corona off, the reflection spectrum is completely generated by the returning radiation of the thermal component, as it may happen for some sources in soft spectral states. The user decides the radial density profile of the accretion disk and the ionization parameter is calculated self-consistently at any radial coordinate of the disk from the illuminating X-ray flux and the local electron density. We show the predictions of *ziji* in different regimes. We discuss current limitations of our model as well as the next steps to improve it.

1. INTRODUCTION

X-ray reflection spectroscopy is the analysis of relativistically blurred reflection features in the X-ray spectra of stellar-mass black holes in X-ray binary systems and supermassive black holes in active galactic nuclei (Reynolds 2014; Bambi et al. 2021). It is a powerful tool to study the accretion process in the strong gravity region of these systems, measure black hole spins (see, e.g., Brenneman & Reynolds 2006; Draghis et al. 2023a,b), and test Einstein’s theory of general relativity in the strong field regime (see, e.g., Bambi et al. 2017; Tripathi et al. 2019, 2021). The past 10-15 years have seen a remarkable progress in our capability of analyzing these relativistically blurred reflection features, thanks to new X-ray observatories and more advanced theoretical models (Dovčiak et al. 2004; García et al. 2014; Niedźwiecki et al. 2019; Ingram et al. 2019; Abdikamalov et al. 2019). However, current theoretical models still rely on a number of simplifications, so caution is necessary when we analyze high-quality data and we get very precise measurements. Moreover, the next generation of X-ray missions promises to provide unprecedented high-

quality data that will necessarily require more advanced synthetic spectra than those available today.

In the disk-corona model, we have a black hole, a cold accretion disk, and a hot corona, as shown in Fig. 1. The black hole can be either a stellar-mass black hole in an X-ray binary or a supermassive black hole in an active galactic nucleus. The disk is geometrically thin and optically thick, and it is “cold” because it can efficiently emit radiation. The thermal spectrum of the disk is peaked in the soft X-ray band (0.1-10 keV) for stellar-mass black holes in X-ray binaries and in the UV band (1-100 eV) for supermassive black holes in active galactic nuclei. The corona is some “hot” plasma (~ 100 keV) near the black hole and the central part of the accretion disk. For example, the base of a jet, the atmosphere above the accretion disk, or the material in the plunging region between the inner edge of the disk and the black hole may act as a corona. Two or more coronae may also coexist at the same time. Since the disk is cold and the corona is hot, thermal photons from the disk (red arrows in Fig. 1) can inverse Compton scatter off free electrons in the corona. The X-ray spectrum of the Comptonized photons (blue arrows in Fig. 1) can be normally approximated by a power law with a high-energy cutoff. A fraction of the Comptonized photons can illuminate the disk: Compton scattering and absorption followed by fluorescent emission generate the reflection spectrum (green arrows in Fig. 1).

In the rest-frame of the material of the disk, the reflection spectrum is characterized by narrow fluorescent emission lines in the soft X-ray band and a Compton hump with a peak around 20-40 keV (Ross & Fabian 2005; García & Kallman 2010). The most prominent

¹Center for Astronomy and Astrophysics, Center for Field Theory and Particle Physics, and Department of Physics, Fudan University, Shanghai 200438, China. †E-mail: bambi@fudan.edu.cn

²School of Natural Sciences and Humanities, New Uzbekistan University, Tashkent 100007, Uzbekistan

³Ulugh Beg Astronomical Institute, Tashkent 100052, Uzbekistan

⁴Institute of Astronomy, University of Cambridge, Madingley Road, Cambridge CB3 0HA, UK

⁵Institut für Astronomie und Astrophysik, Eberhard-Karls Universität Tübingen, D-72076 Tübingen, Germany

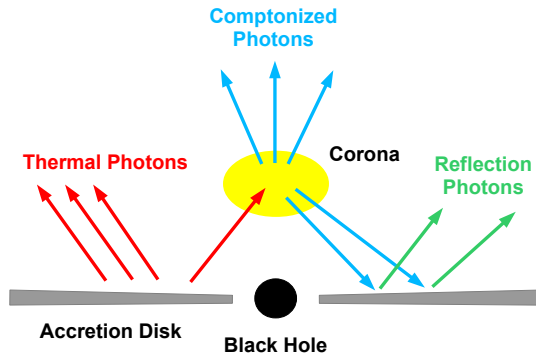


FIG. 1.— Disk-corona model. Figure from [Bambi \(2022a\)](#) under the terms of the Creative Commons Attribution 4.0 International License.

emission feature is usually the iron $K\alpha$ complex, which is at 6.4 keV in the case of neutral or weakly ionized iron atoms and shifts up to 6.97 keV in the case of H-like iron ions. The reflection spectrum of the whole disk detected far from the source is blurred because photons emitted from different points of the disk arrive at the detector with a different redshift, which is the combination of a gravitational redshift to climb the gravitational well of the black hole and a Doppler boosting due to the motion of the material in the disk ([Bambi 2017](#)).

There is a relatively rich literature on the study of the simplifications in current reflection models and on their impact on current measurements of accreting black holes, as well as attempts to remove such simplifications. Simplifications in current reflection models mainly appear in the structure of the accretion disk, in the description of the corona, and in the calculations of the reflection spectrum in the rest-frame of the material in the disk. Even some relativistic effects are not properly taken into account. For a non-complete list of these studies, see, for instance, [Niedźwiecki & Życki \(2008\)](#); [Wilkins & Fabian \(2011, 2012\)](#); [Niedźwiecki et al. \(2016\)](#); [Gonzalez et al. \(2017\)](#); [Niedźwiecki & Zdziarski \(2018\)](#); [Cárdenas-Avendaño et al. \(2020\)](#); [Riaz et al. \(2020, 2021\)](#); [Abdikamalov et al. \(2020, 2021\)](#); [Shashank et al. \(2022\)](#); [Mall et al. \(2022\)](#); [Mirzaev et al. \(2024\)](#).

The *returning radiation* (or self-irradiation) is the radiation emitted by the disk and returning to the disk because of the strong light bending near a black hole. [Dabrowski et al. \(1997\)](#) were the first to study the returning radiation in the context of disk reflection, concluding that the effect is not important when the corona corotates with the disk. Such a conclusion was confirmed in [Niedźwiecki & Życki \(2008\)](#), where it was also showed that the effect is instead important if the corona is static and close to the black hole. [Niedźwiecki et al. \(2016\)](#) and [Niedźwiecki & Zdziarski \(2018\)](#) studied the returning radiation in the context of lamppost coronae and showed the effect can be important and non-negligible in certain situations. The impact of the returning radiation on reflection spectra has been recently investigated in a few studies with different approximations ([Wilkins et al. 2020](#); [Dauser et al. 2022](#); [Riaz et al. 2021, 2023](#)). [Dauser et al. \(2022\)](#) implemented the effect of the returning radiation in the `relxill` model by introducing a modified

emissivity profile but still calculating the reflection spectrum in the rest-frame of the material in the disk assuming that the illuminating X-ray flux has a spectrum described by the power law with a high-energy cutoff.

In [Mirzaev et al. \(2024\)](#), we showed that the returning radiation can have a strong impact on the reflection spectrum for some systems and its effect cannot be re-absorbed by a modified emissivity profile with respect to the one produced by the direct radiation from the corona, because the spectrum from the corona is approximately a power law with a high-energy cutoff while the spectrum of the returning radiation is a reflection spectrum. The effect is particularly strong when the inner edge of the disk is very close to the black hole, the corona illuminates mainly the inner part of the accretion disk, and in the case of a low or moderate value of the ionization parameter. For such systems, it is crucial to calculate the reflection spectrum at every radial coordinate of the disk by using the actual spectrum of the incident radiation. If we do not do so, the model cannot fit the data well and some parameters can be significantly overestimated or underestimated ([Mirzaev et al. 2024](#)).

In this manuscript, we extend the work in [Mirzaev et al. \(2024\)](#) and we present the model `ziji`. `ziji` calculates the thermal spectrum of the cold disk, the Comptonized spectrum from the corona, and the reflection spectrum from the disk. The reflection spectrum is produced by the direct radiation from the corona as well as by the returning radiation of the thermal and reflection components and is calculated considering the actual spectrum illuminating the disk. In [Mirzaev et al. \(2024\)](#), we ignored the thermal spectrum of the disk and therefore there was no returning radiation of the thermal component in the incident spectrum generating the reflection spectrum. We note that the new calculations presented here can be important only for stellar-mass black holes in X-ray binaries, as their thermal spectrum can be peaked in the soft X-ray band and it can thus have an impact on the reflection spectrum in the X-ray band. In the case of supermassive black holes in active galactic nuclei, the thermal spectrum is peaked in the UV band and its returning radiation cannot appreciably affect the reflection spectrum in the X-ray band. We also note that there is some observational evidence that the reflection spectrum can be produced mainly by the returning radiation of the thermal component when a source is in the soft spectral state, where the total spectrum is dominated by the thermal component and the coronal spectrum is weak or absent ([Connors et al. 2021](#)).

The manuscript is organized as follows. In Section 2, we describe the assumptions of our new model. In Section 3, we present the predictions of `ziji` in different regimes (when the spectrum of the source is dominated by the Comptonized spectrum of the corona, when it is dominated by the thermal spectrum of the accretion disk, and when these two components are roughly equivalent). In Section 4, we discuss our results, current limitations of `ziji`, and future steps to improve our model. Throughout the manuscript, we assume that the spacetime metric has signature $(-+++)$ and employ natural units in which $c = G_N = \hbar = k_B = 1$.

The default spacetime metric in our model is the Kerr solution. However, `ziji` does not use any specific equation or property of the Kerr metric and we can consider any stationary, axisymmetric, and asymptotically flat spacetime simply by changing the metric coefficients as long as the metric is written in spherical-like coordinates (t, r, θ, ϕ) , the only non-vanishing off-diagonal metric coefficient is $g_{t\phi}$ (circular spacetime), and there are no pathological properties (like naked singularities, which would require some special treatment to avoid problems in the numerical calculations).

The accretion disk is described by the Novikov-Thorne model (Novikov & Thorne 1973; Page & Thorne 1974). The disk is infinitesimally thin, perpendicular to the black hole spin axis, and the inner edge of the disk is at the innermost stable circular orbit (ISCO) or at a larger radius. The material in the disk moves on nearly-geodesic equatorial circular orbits. From the conservation of mass, energy, and angular momentum, the model predicts the time-averaged radial structure of the disk. The time-averaged energy flux emitted from the surface of the disk at the radial coordinate r is

$$\mathcal{F}(r) = \frac{\dot{M}}{4\pi M^2} F(r), \quad (1)$$

where M is the black hole mass, $\dot{M} = dM/dt$ is the mass accretion rate and is independent of r (no outflows/winds), and $F(r)$ is the following dimensionless function

$$F(r) = -\frac{\partial_r \Omega}{(E - \Omega L_z)^2} \frac{M^2}{\sqrt{-G}} \int_{r_{\text{in}}}^r (E - \Omega L_z) (\partial_\rho L_z) d\rho. \quad (2)$$

G is the determinant of the near equatorial plane metric, r_{in} is the radius of the inner edge of the accretion disk ($r_{\text{in}} \geq r_{\text{ISCO}}$), and Ω , E , and L_z are, respectively, the angular velocity, the conserved specific energy, and the conserved specific angular momentum of the material in the disk (see, e.g., Bambi 2017)

$$\Omega = \frac{-\partial_r g_{t\phi} \pm \sqrt{(\partial_r g_{t\phi})^2 - (\partial_r g_{tt})(\partial_r g_{\phi\phi})}}{\partial_r g_{\phi\phi}}, \quad (3)$$

$$E = -\frac{g_{tt} - \Omega g_{t\phi}}{\sqrt{-g_{tt} - 2\Omega g_{t\phi} - \Omega^2 g_{\phi\phi}}}, \quad (4)$$

$$L_z = \frac{g_{t\phi} - \Omega g_{\phi\phi}}{\sqrt{-g_{tt} - 2\Omega g_{t\phi} - \Omega^2 g_{\phi\phi}}}, \quad (5)$$

where in the expression of Ω the sign $+$ is for corotating orbits and the sign $-$ is for counterrotating orbits.

Assuming that the disk is in thermal equilibrium, we can define an effective temperature T_{eff} at any radial coordinate of the disk by imposing $\mathcal{F} = \sigma T_{\text{eff}}^4$, where σ is the Stephan-Boltzmann constant. Since the temperature of the inner part of the accretion disk can be high in a black hole X-ray binary, non-thermal effects like electron scattering in the disk atmosphere are non-negligible. These non-thermal effects are taken into account by introducing the color factor f_{col} and defining the color temperature $T_{\text{col}} = f_{\text{col}} T_{\text{eff}}$. The local specific intensity of

the radiation emitted by the disk is

$$I_e(E_e) = \frac{E_e^3}{2\pi^2} \frac{1}{f_{\text{col}}^4} \frac{\Upsilon}{\exp\left(\frac{E_e}{T_{\text{col}}}\right) - 1}, \quad (6)$$

where E_e is the photon energy as measured in the rest-frame of the material in the disk and Υ is a function of the angle measured in the rest-frame of the material in the disk between the propagation direction of the photon emitted by the disk and the normal to the disk surface ($\Upsilon = 1$ for isotropic emission, which is the default value in our model and the case assumed in the next section). For a $10 M_\odot$ black hole accreting at 10% of the Eddington limit, f_{col} is expected to be in the range 1.5 to 1.9 (1.7 is our default value, which will be used even in the next section) (Shimura & Takahara 1995). In the Kerr spacetime, the thermal emission at every radial coordinate r is thus completely determined by M , \dot{M} , the black hole spin parameter a_* , f_{col} , and Υ .

The total luminosity of the source in Eddington units is $\lambda = L_{\text{tot}}/L_{\text{Edd}}$, where L_{tot} is the total luminosity of the source and L_{Edd} is its Eddington luminosity. Within our model, the total luminosity of the source is the sum of the contribution from the accretion disk and of that from the corona

$$L_{\text{tot}} = L_{\text{disk}} + L_{\text{corona}} = (1 + \rho)L_{\text{disk}}, \quad (7)$$

where we have defined $\rho = L_{\text{corona}}/L_{\text{disk}}$. The luminosity of the accretion disk L_{disk} can be easily calculated from the equation

$$L_{\text{disk}} = \eta \dot{M} c^2, \quad (8)$$

where $\eta = 1 - E_{\text{in}}$ is the radiative efficiency of the system and E_{in} is the conserved specific energy in Eq. (4) calculated at the radius of the inner edge of the disk r_{in} . In the next section, we present the predictions of `ziji` in different regimes and we use the parameter λ to regulate the total luminosity of the source and the parameter ρ to regulate the relative strength between the luminosity of the disk and the luminosity of the corona. In such a context, the mass accretion rate \dot{M} is not an independent parameter and is instead determined by the values of M , λ , and ρ .

As default coronal geometry, we use the lamppost model, where the corona is a point-like source with isotropic emission along the black hole spin axis and is completely specified by the coronal height h . This is certainly the simplest choice. However, it is straightforward to consider more complicated coronal geometries with non-isotropic emission (Riaz et al. 2022). A ray-tracing code calculates how the corona (direct radiation from the corona) and the disk (thermal radiation of the disk returning to the disk) illuminate the disk (Mirzaev et al. 2024). The latter is characterized by an electron density profile $n_e = n_e(r)$ (which can be specified by the user, but in the next section we will consider the simplest case of constant electron density) and its iron abundance A_{Fe} . The ionization parameter of the disk ξ at the radial coordinate r is determined by the total incident photon flux Φ_X and the electron density at that radial coordinate

$$\xi = \frac{4\pi\Phi_X}{n_e}. \quad (9)$$

For the calculation of the reflection spectrum in the rest-frame of the material in the disk, we use the `reflionx` code (Ross & Fabian 2005). We do not use the `reflionx` table because we want to calculate the reflection radiation with the correct spectrum of the incident radiation, while in the `reflionx` table it is assumed that the radiation illuminating the disk has a power law spectrum (which is a good approximation only for the direct radiation from the corona). After calculating the reflection spectrum from the direct radiation from the corona and the returning radiation of the thermal spectrum, the model includes the effect of the returning radiation of the reflection spectrum itself with a few iterations. The details of these calculations have been already presented in Mirzaev et al. (2024). At the end, we have a thermal component from the Novikov-Thorne accretion disk, a Comptonized component from the corona, and a reflection component calculated with the actual spectrum of the radiation illuminating the disk (direct radiation from the corona and returning radiation from the disk). Table 1 lists the parameters of the model in its simplest version.

3. RESULTS

In this section, we present the predictions of `ziji`. We set the black hole mass to $10 M_{\odot}$. To maximize the impact of the returning radiation, we assume that the black hole spin parameter is $a_* = 0.998$ and that the inner edge of the accretion disk is at the ISCO radius, $r_{\text{in}} = r_{\text{ISCO}}$. There is no emission from the plunging region $r < r_{\text{in}}$. As shown in Fig. 1 in Mirzaev et al. (2024), a significant fraction of the radiation emitted by the disk returns to the disk only in the very inner part of the accretion disk, when $r < 2 r_g$, where $r_g = M$ is the black hole gravitational radius. Already at $r = 2 r_g$, most of the emitted radiation can escape to infinity and this fraction approaches 1 as the emission radius increases. We assume a lamppost corona and we set $h = 5 r_g$, where h is the coronal height (i.e., the radial coordinate in Boyer-Lindquist coordinates of the point-like corona along the black hole spin axis).

In Fig. 2, we show the spectra in the rest-frame of the material in the disk at the radial coordinates $r = 1.3 r_g$ (left panels), $5 r_g$ (central panels), and $10 r_g$ (right panels) when the Eddington-scaled luminosity of the source is $\lambda = 0.01$. The top panels are for $\rho = 100$ (the spectrum of the source is essentially the Comptonized spectrum from the corona), the central panels are for $\rho = 1$ (the corona and the disk have the same luminosity), and the bottom panels are for $\rho = 0$ (there is no corona and the reflection spectrum is generated exclusively by the returning radiation of the thermal spectrum of the disk). The spectrum of the corona is always described by a power law with photon index $\Gamma = 2$ and a high-energy cutoff $E_{\text{cut}} = 300$ keV (in the rest-frame of the corona). The electron density of the disk is $n_e = 10^{22} \text{ cm}^{-3}$ at every radial coordinate and the ionization parameter ξ is calculated from Eq. (9). The iron abundance is $A_{\text{Fe}} = 1$. In every panel, we show the spectrum of the direct radiation from the corona (yellow solid line), the spectrum of the returning radiation of the thermal component (black solid line), the reflection spectrum generated by these two components (blue dashed line), and the final reflection spectrum that includes even the returning radiation

of the reflection spectrum (red dashed line).

Fig. 3 is like Fig. 2 but for $\lambda = 0.1$. The higher luminosity of the source implies a higher ionization parameter and the spectra in the rest-frame of the material in the disk show fewer emission lines if compared to the panels in Fig. 2 with the same radial coordinate r . This is in particular the case for the panels for $r = 1.3 r_g$, because the ionization parameter is too high.

Fig. 4 shows the reflection spectra of the whole disk as observed far from the source. The luminosity of the source is $\lambda = 0.01$ (top panels) and 0.1 (bottom panels). The left panels are for $\rho = 100$, the central panels are for $\rho = 1$, and the right panels are for $\rho = 0$.

4. DISCUSSION AND CONCLUSIONS

In the previous section we have presented the predictions of `ziji` assuming the source is a $10 M_{\odot}$ black hole for two different Eddington-scaled luminosities, $\lambda = 0.01$ and 0.1 . For both luminosities, we have considered three different regimes: the spectrum of the source is dominated by the spectrum of the corona (roughly corresponding to a hard state), the spectrum of the source is dominated by the thermal spectrum of the disk (roughly corresponding to a soft state), and the spectrum of the source is the fair combination of the Comptonized spectrum of the corona and the thermal spectrum of the disk (roughly corresponding to an intermediate state).

We note that the spectra presented in the previous section have been obtained assuming the disk electron density $n_e = 10^{22} \text{ cm}^{-3}$, which is the maximum value allowed by the `reflionx` code. For lower values of the electron density, the relativistic reflection spectra do not present strong reflection features, as the ionization of the accretion disk is very high. This would not be consistent with observations, where we can see strong reflection features even in the X-ray spectra of Galactic black holes with Eddington-scaled luminosities of 0.3 and more. High density reflection models seem thus strictly necessary if we want to fit the spectra of black hole X-ray binaries (Liu et al. 2023).

The relativistic reflection spectra calculated for $\rho = 0$ (no corona) do not present any Compton hump, see the right panels in Fig. 4. This could have been expected, as the thermal spectrum of the disk is peaked in the soft X-ray band. It can be an observational signature for reflection spectra entirely or predominantly generated by the returning radiation of the thermal component. We note that a weak Compton hump has been already observed in the spectra of the black hole X-ray binary 4U 1630 and interpreted as a reflection spectrum generated by the returning radiation of the thermal component of the disk in Connors et al. (2021).

The astrophysical model behind `ziji` is quite sophisticated and its predictions should be more accurate than current reflection models used for data analysis (Dovčiak et al. 2004; García et al. 2014; Niedźwiecki et al. 2019; Ingram et al. 2019; Abdikamalov et al. 2019). However, the model is definitively too slow to be directly used to analyze real data and there are too many parameters (even in the minimal version presented in the previous section) to construct a model with FITS files. If we consider current reflection models used for data analysis, they calculate a reflection spectrum by solving an integral. Inside the integral, there is the reflection spec-

Parameter	Symbol	Notes
Black hole mass	M	Black hole mass in units of M_{\odot}
Black hole spin	a_*	Dimensionless black hole spin parameter
Distance of the source	D	Distance of the source in kpc (for the normalization of the spectrum)
Viewing angle	i	Inclination angle of the disk with respect to the line of sight of the observer in deg
Color factor	f_{col}	Default value 1.7
Disk emission	Υ	Default function $\Upsilon = 1$ (isotropic emission)
Luminosity of the source	λ	Total luminosity of the source in Eddington units: $\lambda = L_{\text{tot}}/L_{\text{Edd}}$
Luminosity of the corona	ρ	Relative luminosity of the corona: $\rho = L_{\text{corona}}/L_{\text{disk}}$
Height of the corona	h	Height of the lamppost corona in gravitational radii
Photon index	Γ	Photon index of the Comptonized spectrum from the corona: $dN/dE \propto E^{-\Gamma}$
High-energy cutoff	E_{cut}	High-energy cutoff of the Comptonized spectrum from the corona in keV
Inner edge of the disk	r_{in}	Radial coordinate of the inner edge of the disk in gravitational radii ($r_{\text{in}} \geq r_{\text{ISCO}}$)
Outer edge of the disk	r_{out}	Radial coordinate of the outer edge of the disk in gravitational radii
Disk electron density	n_e	Electron density of the disk in units of electrons cm^{-3} . Default function $n_e = \text{constant}$
Iron abundance	A_{Fe}	Iron abundance in units of the Solar iron abundance

TABLE 1
Summary of the parameters in the simplest version of `ziji`.

trum in the rest-frame of the material in the disk (non-relativistic reflection spectrum) and the transfer function, which takes into account all relativistic effects and transforms the reflection spectrum in the rest-frame of the material in the disk into the reflection spectrum of the whole disk as detected far from the source (relativistic reflection spectrum); see, e.g., [Bambi et al. \(2017\)](#). Both the non-relativistic reflection spectra and the transfer functions are pre-calculated and tabulated into FITS files, so during the data analysis process the model calls these FITS files and quickly calculate the integral. In this way it is possible to generate many relativistic reflection spectra for different values of the model parameters and find the best-fit model. The `reflionx` table has around five parameters (depending on the exact version): the photon index Γ and the high-energy cutoff E_{cut} describing the spectrum of the corona, and the electron density n_e , the ionization parameter ξ , and the iron abundance A_{Fe} to describe the accretion disk. The returning radiation adds some broad features to the direct radiation from the corona and such broad features can be approximated by introducing 5-10 parameters into the model.

A `reflionx` table with 10-15 parameters would require the construction of a large FITS file, which would make the model too slow. However, we could replace the FITS file of the `reflionx` table with a neural network. The model could call the neural network to predict the non-relativistic reflection spectra and then solve the integral. For example, we could use a variational autoencoder like that described in [SaraerToosi & Broderick \(2023\)](#) for the calculations of black hole images. In our case, the variational autoencoder should predict the non-relativistic reflection spectra for a model with 10-15 parameters.

Acknowledgments – This work was supported by the National Natural Science Foundation of China (NSFC), Grant No. 12250610185 and 12261131497, and the Natural Science Foundation of Shanghai, Grant No. 22ZR1403400. T.M. also acknowledges the support from the China Scholarship Council (CSC), Grant No. 2022GXZ005433. J.J. acknowledges support from Leverhulme Trust, Isaac Newton Trust and St Edmund’s College, University of Cambridge. S.R. also acknowledges the support from the Teach@Tübingen Fellowship.

REFERENCES

- Abdikamalov, A. B., Ayzenberg, D., Bambi, C., et al. 2019, *ApJ*, 878, 91. doi:10.3847/1538-4357/ab1f89
- Abdikamalov, A. B., Ayzenberg, D., Bambi, C., et al. 2020, *ApJ*, 899, 80. doi:10.3847/1538-4357/aba625
- Abdikamalov, A. B., Ayzenberg, D., Bambi, C., et al. 2021, *ApJ*, 923, 175. doi:10.3847/1538-4357/ac3237
- Bambi, C. 2017, *Black Holes: A Laboratory for Testing Strong Gravity*, ISBN 978-981-10-4523-3. Springer Nature Singapore. doi:10.1007/978-981-10-4524-0
- Bambi, C. 2022a, *Arabian Journal of Mathematics*, 11, 81. doi:10.1007/s40065-021-00336-y
- Bambi, C., Cárdenas-Avendaño, A., Dauser, T., et al. 2017, *ApJ*, 842, 76. doi:10.3847/1538-4357/aa74c0
- Bambi, C., Brenneman, L. W., Dauser, T., et al. 2021, *Space Sci. Rev.*, 217, 65. doi:10.1007/s11214-021-00841-8
- Brenneman, L. W. & Reynolds, C. S. 2006, *ApJ*, 652, 1028. doi:10.1086/508146
- Cárdenas-Avendaño, A., Zhou, M., & Bambi, C. 2020, *Phys. Rev. D*, 101, 123014. doi:10.1103/PhysRevD.101.123014
- Connors, R. M. T., García, J. A., Tomsick, J., et al. 2021, *ApJ*, 909, 146. doi:10.3847/1538-4357/abdd2c
- Dabrowski, Y., Fabian, A. C., Iwasawa, K., et al. 1997, *MNRAS*, 288, L11. doi:10.1093/mnras/288.1.L11
- Dauser, T., García, J. A., Joyce, A., et al. 2022, *MNRAS*, 514, 3965. doi:10.1093/mnras/stac1593
- Dovčiak, M., Karas, V., & Yaqoob, T. 2004, *ApJS*, 153, 205. doi:10.1086/421115
- Draghis, P. A., Miller, J. M., Zoghbi, A., et al. 2023a, *ApJ*, 946, 19. doi:10.3847/1538-4357/acafe7
- Draghis, P. A., Miller, J. M., Costantini, E., et al. 2023b, *arXiv:2311.16225*. doi:10.48550/arXiv.2311.16225
- García, J., Dauser, T., Lohfink, A., et al. 2014, *ApJ*, 782, 76. doi:10.1088/0004-637X/782/2/76
- García, J. & Kallman, T. R. 2010, *ApJ*, 718, 695. doi:10.1088/0004-637X/718/2/695
- Gonzalez, A. G., Wilkins, D. R., & Gallo, L. C. 2017, *MNRAS*, 472, 1932. doi:10.1093/mnras/stx2080
- Ingram, A., Mastroserio, G., Dauser, T., et al. 2019, *MNRAS*, 488, 324. doi:10.1093/mnras/stz1720

$$\Gamma = 2.0 \quad h = 5 r_g$$

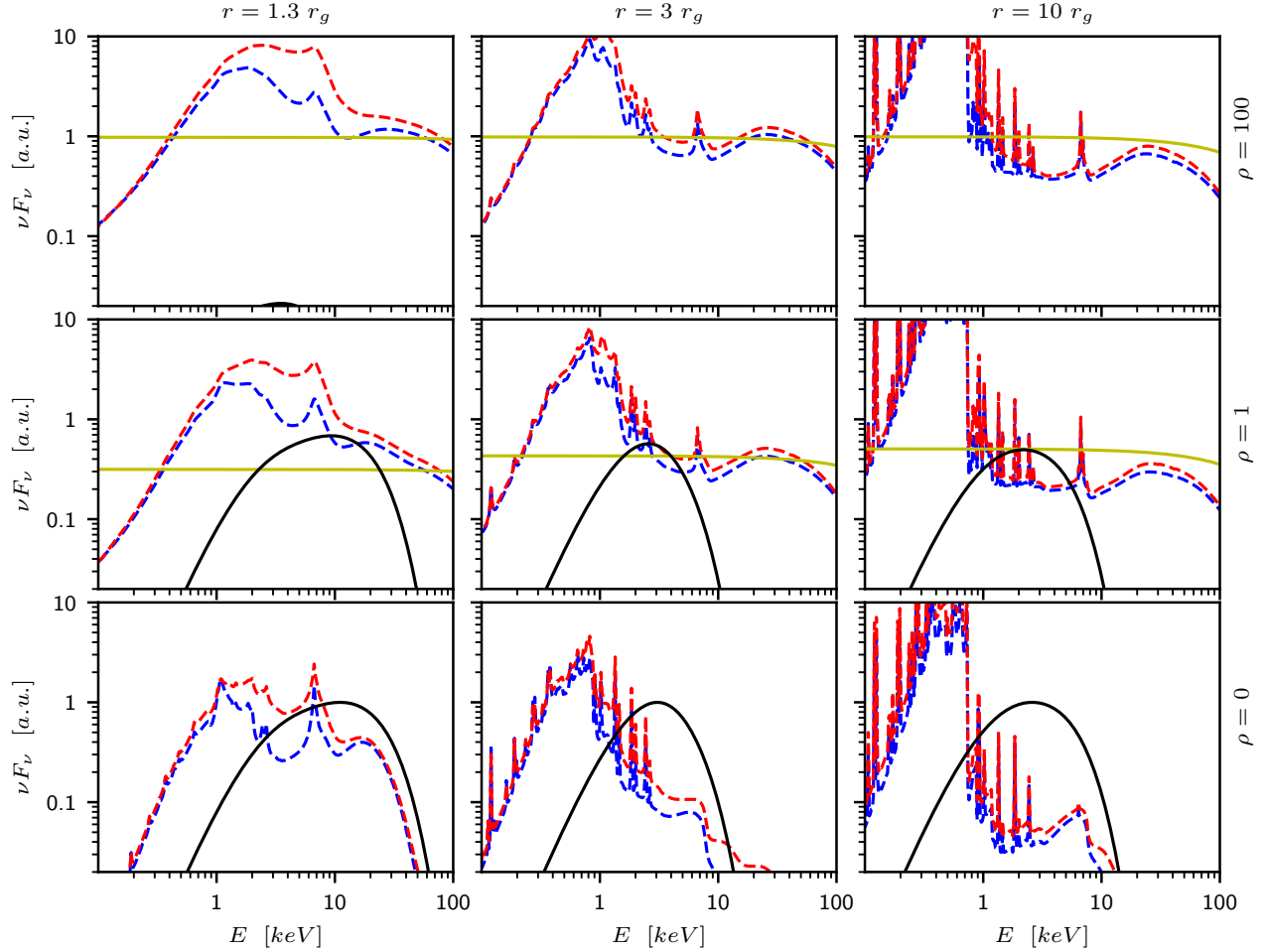


FIG. 2.— Synthetic reflection spectra in the rest-frame of the material in the disk at different radial coordinates ($r = 1.3, 3,$ and $10 r_g$) when the Eddington-scaled luminosity of the source is $\lambda = 0.01$. In the top panels, the spectrum of the source is dominated by the spectrum from the corona ($\rho = 100$). In the central panels, the luminosity of the corona and of the disk are equivalent ($\rho = 1$). In the bottom panels, there is no corona and the reflection spectrum is entirely generated by the returning radiation of the thermal component ($\rho = 0$). In every panel, yellow solid lines are for the direct incident spectra from the corona, black solid lines are for the spectra of the returning radiation of the thermal component, blue dashed lines are for the reflection spectra produced by the direct radiation from the corona and the returning radiation of the thermal component, and red dashed lines are for the final reflection spectra including the returning radiation of the reflection radiation. See the text for more details.

Liu, H., Jiang, J., Zhang, Z., et al. 2023, ApJ, 951, 145.

doi:10.3847/1538-4357/acd8b9

Mall, G., Tripathi, A., Abdikamalov, A. B., et al. 2022, MNRAS, 517, 5721. doi:10.1093/mnras/stac3102

Mirzaev, T., Riaz, S., Abdikamalov, A. B., et al. 2024, ApJ, 965, 66. doi:10.3847/1538-4357/ad303b

Niedźwiecki, A. & Życki, P. T. 2008, MNRAS, 386, 759. doi:10.1111/j.1365-2966.2008.12735.x

Niedźwiecki, A., Zdziarski, A. A., & Szanecki, M. 2016, ApJ, 821, L1. doi:10.3847/2041-8205/821/1/L1

Niedźwiecki, A. & Zdziarski, A. A. 2018, MNRAS, 477, 4269. doi:10.1093/mnras/sty873

Niedźwiecki, A., Szanecki, M., & Zdziarski, A. A. 2019, MNRAS, 485, 2942. doi:10.1093/mnras/stz487

Novikov, I. D. & Thorne, K. S. 1973, *Astrophysics of black holes in "Black Holes"* (Eds. C. DeWitt and B. DeWitt, Gordon and Breach, New York), pp. 343-450

Page, D. N. & Thorne, K. S. 1974, ApJ, 191, 499.

doi:10.1086/152990

Reynolds, C. S. 2014, Space Sci. Rev., 183, 277.

doi:10.1007/s11214-013-0006-6

Riaz, S., Ayzenberg, D., Bambi, C., et al. 2020, ApJ, 895, 61.

doi:10.3847/1538-4357/ab89ab

Riaz, S., Szanecki, M., Niedźwiecki, A., et al. 2021, ApJ, 910, 49. doi:10.3847/1538-4357/abe2a3

Riaz, S., Abdikamalov, A. B., Ayzenberg, D., et al. 2022, ApJ, 925, 51. doi:10.3847/1538-4357/ac3827

Riaz, S., Mirzaev, T., Abdikamalov, A. B., et al. 2023, European Physical Journal C, 83, 838.

doi:10.1140/epjc/s10052-023-12031-7

Ross, R. R. & Fabian, A. C. 2005, MNRAS, 358, 211.

doi:10.1111/j.1365-2966.2005.08797.x

SaraerToosi, A. & Broderick, A. 2023, arXiv:2312.04640.

doi:10.48550/arXiv.2312.04640

Shashank, S., Riaz, S., Abdikamalov, A. B., et al. 2022, ApJ, 938, 53. doi:10.3847/1538-4357/ac9128

Shimura, T. & Takahara, F. 1995, ApJ, 445, 780

Tripathi, A., Nampalliwar, S., Abdikamalov, A. B., et al. 2019, ApJ, 875, 56. doi:10.3847/1538-4357/ab0e7e

Tripathi, A., Zhang, Y., Abdikamalov, A. B., et al. 2021, ApJ, 913, 79. doi:10.3847/1538-4357/abf6cd

Wilkins, D. R. & Fabian, A. C. 2011, MNRAS, 414, 1269.

doi:10.1111/j.1365-2966.2011.18458.x

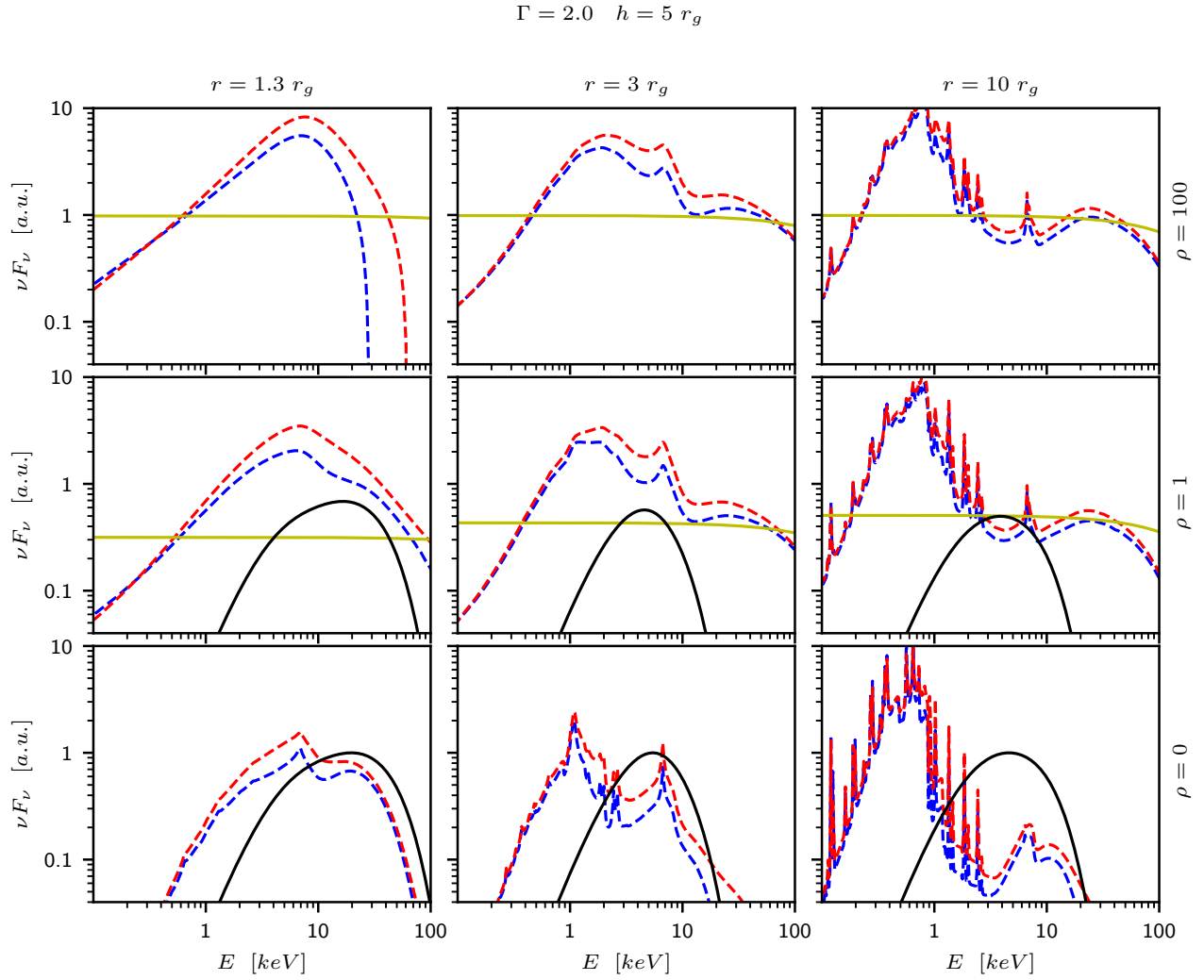


FIG. 3.— As in Fig. 2 for $\lambda = 0.1$.

Wilkins, D. R. & Fabian, A. C. 2012, MNRAS, 424, 1284.

doi:10.1111/j.1365-2966.2012.21308.x

Wilkins, D. R., García, J. A., Dauser, T., et al. 2020, MNRAS, 498, 3302. doi:10.1093/mnras/staa2566

$$\Gamma = 2.0 \quad h = 5 r_g$$

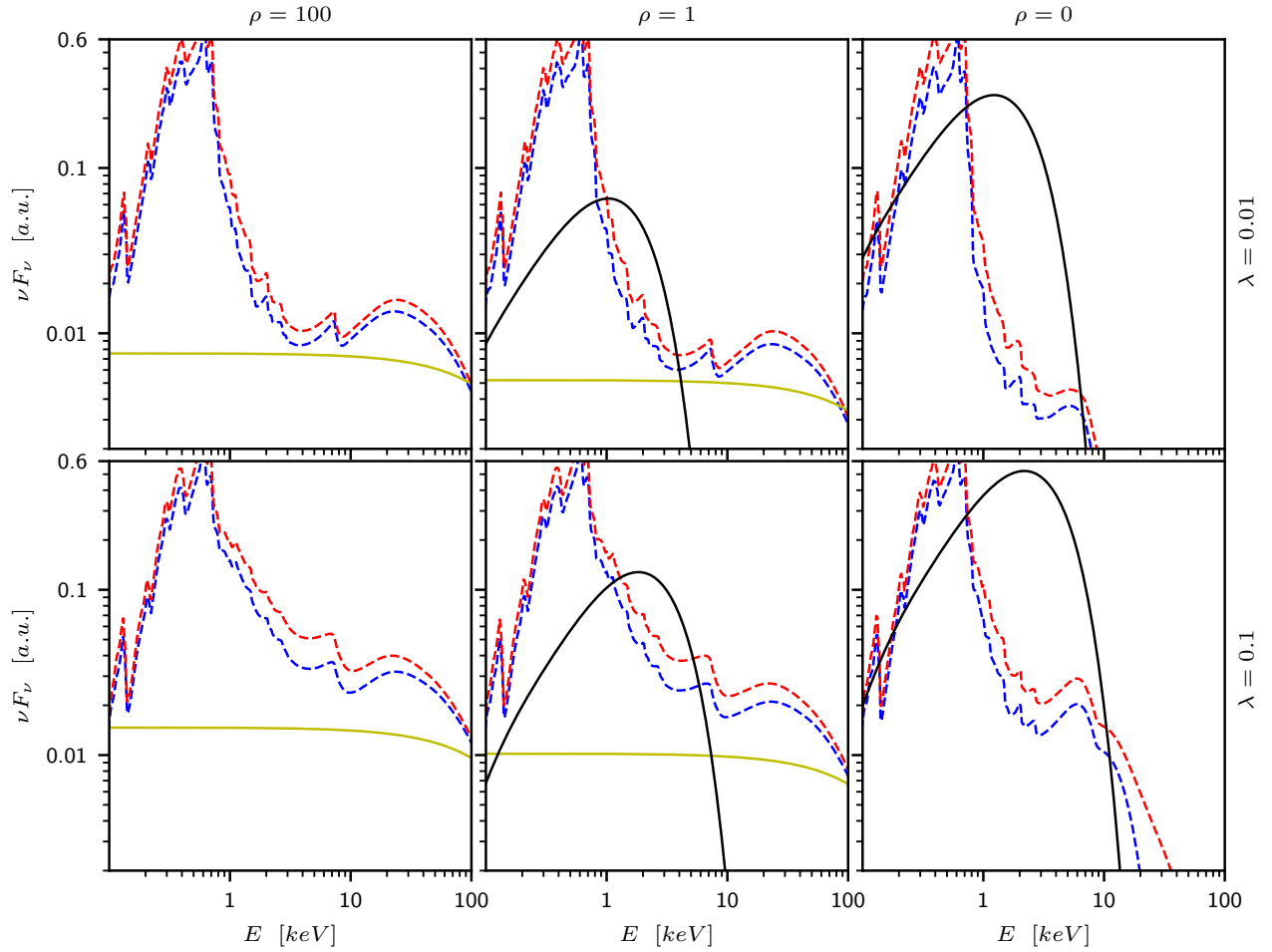


FIG. 4.— Synthetic reflection spectra of the whole disk as observed far from the source. In the top panels, the Eddington-scaled luminosity of the source is $\lambda = 0.01$. In the bottom panels, we have $\lambda = 0.1$. In the left panels, the luminosity of the source is dominated by the corona ($\rho = 100$). In the right panels, there is no corona and therefore the reflection spectrum is produced by the returning radiation of the thermal component ($\rho = 0$). In the central panels, the luminosity of the corona and of the disk are equivalent ($\rho = 1$). See the text for more details.