

STRUCTURAL CHARACTERIZATIONS AND OBSTRUCTIONS TO PLANAR-RIPS COMPLEXES

VINAY SIPANI AND RAMESH KASILINGAM

ABSTRACT. Given a scale parameter $r > 0$, the Vietoris-Rips complex of $X \subset \mathbb{R}^2$ (referred to as planar-Rips complex) under the usual Euclidean metric is a (finite) simplicial complex whose simplices are subsets of X with diameter at most r . This paper focuses on characterizing the simplicial complexes that can or cannot be realized as planar-Rips complexes. Building on the prior work of Adamszek et al., we classify, up to simplicial isomorphism, all n -dimensional pseudomanifolds and weak-pseudomanifolds that admit a planar-Rips structure, and further characterize two-dimensional, pure, and closed planar-Rips complexes. Additionally, the notion of obstructions to planar-Rips complexes has been introduced, laying the groundwork for algorithmic approaches to identifying forbidden planar-Rips structures. We also explore the correlations between planar-Rips complexes and the class of intersection graphs called disk graphs, establishing a natural isomorphism between the two classes. Parallely, our findings on planar-Rips complexes have been consolidated in terms of unit disk graphs for interested readers, depicting the significance of the topological and algebraic approaches. Several structural and geometric properties of planar-Rips complexes have been derived that are of independent interest.

1. INTRODUCTION

The Vietoris-Rips complex is a fundamental construct in topological data analysis (TDA), serving as a bridge between discrete data and continuous shape analysis. With an apt representation of certain networks or practical systems by a point set in Euclidean space, one can capture the intrinsic topological properties that are often obscured. TDA employs the Vietoris-Rips complex to infer these properties, encoding the data's shape into a combinatorial framework. This in turn, facilitates the study of intricate geometry and connectivity within the system or the network at various scales [23].

This paper is specifically streamlined towards the study of Vietoris-Rips complexes of planar point sets. With the appealing interplay of geometry, topology, and combinatorics, this study is partly motivated by the ability of planar-Rips complexes to faithfully represent proximity-based relationships in the Euclidean plane, making them a useful tool for modeling various phenomena. To name a few, these complexes find their potential applications in wireless and sensor networks [13, 14, 15, 7], social network analysis [18], swarm robotics [17], and motion planning [16] where proximity and connectivity play pivotal roles in modeling interactions. Formally, the planar-Rips complex can be defined as follows:

Definition 1.1 (Planar-Rips complex). Given a finite subset $X \subset \mathbb{R}^2$ with the usual Euclidean metric and a scale parameter $r > 0$, the Vietoris-Rips complex of planar point set X (also called *planar-Rips complex*) is a (finite) simplicial complex whose simplices are subsets of X with diameter at most r . We shall denote it by $\mathcal{R}(X; r)$ [1].

One of the fundamental problems in TDA is the characterization of the planar-Rips complexes, at least up to homotopy. Our study is primarily driven by the works of [19, 20,

2020 *Mathematics Subject Classification*. Primary : 05E45, 68U05; Secondary : 05C10.

Key words and phrases. Vietoris-Rips complex, pseudomanifold, Euclidean plane, unit disk graph, hereditary, obstruction.

1, 2, 3] where the respective authors have widely addressed the characterization problem of planar-Rips complexes at various scales. In his paper [19], Hausmann demonstrated that up to homeomorphism, every n -sphere can be represented as a planar-Rips complex for some subset of circle \mathbb{S}^1 . Adamszek and Adams in [3] obtain a wide range of homotopy types of planar-Rips complexes for various subsets of circle \mathbb{S}^1 . In [1], Chambers et al. prove that the planar-Rips complexes have free fundamental group. As a consequence, one can verify using long exact sequences that every finite 2-dimensional planar-Rips complex has homotopy type of wedge of circles and 2-spheres. However, the problem of whether every planar-Rips complex is homotopy equivalent to wedge of spheres still remains open [2, Problem 7.3].

Definition 1.2. *A finite simplicial complex K with the vertex set V is said to admit a planar-Rips structure if there exists an injective map $f : V \rightarrow \mathbb{R}^2$ such that K is isomorphic to the planar-Rips complex $\mathcal{R}(f(V); r)$ for some $r > 0$.*

This paper is centered around determining the simplicial complexes that do not admit planar-Rips structure. Therefore, with the scale-invariance under consideration, we fix $r = 1$ throughout and use the notation $\mathcal{R}(X)$ instead of $\mathcal{R}(X; 1)$.

Our paper builds on the prior work by M. Adamszek et al. of classifying all normal pseudomanifolds admitting planar-Rips structure [2, Theorem 6.3]; They show that the normal pseudomanifolds which admit planar-Rips structure are precisely the cross-polytopal spheres. In this paper, we extend this result to a larger class of pure simplicial complexes. Our main results are as follows:

Theorem A. *The n -dimensional cross-polytopal spheres ($n \geq 2$) are the only pseudomanifolds that admit planar-Rips structure.*

(cf. Theorem 3.7 and Theorem 3.15).

This will be an inductive proof. We use this to further give a planar-Rips classification of n -dimensional weak-pseudomanifolds, whose each strongly connected component is a pseudomanifold.

Theorem B. *An n -dimensional weak-pseudomanifold ($n \geq 2$) admitting a planar-Rips structure is isomorphic to an iterated chain of n -dimensional cross-polytopal spheres. Further, they are homotopy equivalent to wedge sum of circles and n -spheres.*

(cf. Theorem 3.18 and Corollary 3.19).

The tools from [1, 2] and the proximity relations derived towards proving the above two theorems are further applicable towards the characterization of 2-dimensional pure and closed simplicial complexes that admit planar-Rips structure.

Theorem C. *Suppose K is a 2-dimensional pure and closed simplicial complex admitting a planar-Rips structure, then*

- (a) *K contains a copy of octahedron as an induced subcomplex.*
- (b) *The number of copies of octahedron as induced subcomplex in K is same as its second Betti number $b_2(K)$.*

(cf. Theorem 4.7 and Proposition 4.14).

A significant implication of our study is towards characterization of a class of intersection graphs called unit disk graphs (UDGs). Notably, a natural isomorphism exists between the category of planar-Rips complexes and the category of unit disk graphs, with unit disk graphs being precisely the 1-skeleton of planar-Rips complexes. The literature on unit disk graphs and some of their applications can be found in [4, 5, 6]. In light of this isomorphism, the graph analogs to Theorems A,B,C have been substantiated in Section 5. For instance,

the following theorem is a direct consequence of Theorem C, which significantly streamlines the recognition process for a class of unit disk graphs with all maximal cliques of size 3.

Theorem D. *Let G be a connected graph having clique number $\omega(G) = 3$ and $\text{degree}(e) \geq 2$ for every edge e in G . If G admits a unit disk graph structure, then*

- (a) G contains an induced subgraph isomorphic to complete tripartite graph $K_{2,2,2}$.
- (b) Every edge is contained in at most two distinct copies of $K_{2,2,2}$.
- (c) Any edge e with $\text{degree}(e) \geq 3$ is contained in at least one copy of $K_{2,2,2}$.

(cf. Corollary 5.4).

Another intriguing aspect of planar-Rips complexes is that they satisfy hereditary property. This means that every induced subcomplex is also a planar-Rips complex. It is well established that any hereditary class of simplicial complexes can be fully characterized in terms of minimal forbidden induced subcomplexes called **obstructions**. These obstructions represent critical subcomplex patterns that cannot appear as induced subcomplexes within any complex in the class. For example, the hereditary class of flag complexes can be defined as the simplicial complexes that do not contain the boundary complex of any n -simplex ($n > 1$) as an induced subcomplex. In essence, any simplicial complex that does not admit a planar-Rips structure further contains a ‘minimal’ forbidden induced subcomplex. The significance of defining the class of planar-Rips complexes in terms of obstructions lies in its potential for algorithmic simplification in identifying planar-Rips complexes. This, in turn, offers more insight into the limitations and restrictions of associated systems or networks.

Following Theorems A,B,C, we have indeed obtained a wide spectrum of simplicial complexes that do not admit a planar-Rips structure. This opens up the possibility of obtaining a large collection of obstructions to planar-Rips complexes by extracting each one as an induced subcomplex from the forbidden planar-Rips structures. The feasibility of establishing such a framework has been demonstrated by a few examples in Section 5. For example, Theorem 5.13 substantiates an obstruction to planar-Rips complex, derived from a triangulation of the projective space $\mathbb{R}P^2$.

In essence, the proximity relations and the structural/geometric characterizations established throughout this paper are of independent interest, laying the groundwork for an algorithmic approach to utilizing planar-Rips complexes.

Organization of the paper: In Section 2, a background overview of planar-Rips complexes is presented by introducing key topological concepts and discussing the proximity relations for points in the Euclidean plane relevant to this paper. Section 3 delves into developing the necessary geometric aspects to prove Theorem A and Theorem B, leading to a complete classification of planar-Rips complexes with pseudomanifold and weak-pseudomanifold structures. Section 4 focuses on establishing the structural characterization of two-dimensional closed planar-Rips complexes as part of proving Theorem C. Lastly, in Section 5, we consolidate our findings on planar-Rips complexes in terms of unit disk graphs to prove Theorem D. In addition, the hereditary property of planar-Rips complexes has been explored and the notion of obstructions to planar-Rips complexes has been conceptualized. Illustrative examples are provided to demonstrate the utility of this concept.

2. PRELIMINARIES

Throughout this paper, we consider the point set X to be a finite subset of \mathbb{R}^2 and the planar-Rips complex $\mathcal{R}(X)$ to be connected. Further, the geometric realization of $\mathcal{R}(X)$ is considered while referring to the associated topological properties of $\mathcal{R}(X)$. We say two points/vertices are adjacent in $\mathcal{R}(X)$ if the distance between them is less than 1 i.e. there is an edge between them in $\mathcal{R}(X)$.

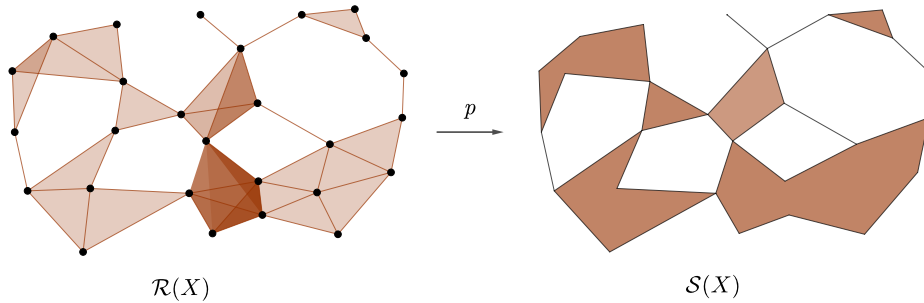


FIGURE 1. An illustration of projection of planar-Rips complex $\mathcal{R}(X)$ onto its shadow $\mathcal{S}(X)$ inside \mathbb{R}^2

We shall also use the following notation: Given a simplicial complex K on a vertex set V , the *link* of a simplex σ in K is defined to be $\{\tau \in K \mid \tau \cap \sigma = \emptyset, \tau \cup \sigma \in K\}$, and is denoted by $\text{Lk}(\sigma)$. For a subset U of V , denote the induced subcomplex of K on U by $\langle U \rangle$.

We now define the concept of “shadow” of a planar-Rips complex $\mathcal{R}(X)$ inside \mathbb{R}^2 . This notion was originally introduced in a broader context for \mathbb{R}^n by Chambers et al.[1] to simplify the computability. Likewise, we employ the concept of shadow to simplify the representation of proximity relations and certain topological properties of planar-Rips complexes.

Definition 2.1 (Shadow, projection map). *Given a finite set $X \subset \mathbb{R}^2$, the shadow $\mathcal{S}(X)$ is the image of the planar-Rips complex $\mathcal{R}(X)$ under the projection map $p : \mathcal{R}(X) \rightarrow \mathbb{R}^2$ which maps each vertex in X to the corresponding point inside \mathbb{R}^2 , and extends linearly to the simplices of $\mathcal{R}(X)$. More precisely,*

$$\mathcal{S}(X) := \bigcup_{\substack{Y \subseteq X, |Y| \leq n+1 \\ \text{diam}(Y) < 1}} \text{conv } Y$$

Example 2.2. *Figure 1 illustrates a point set X in \mathbb{R}^2 , forming a four-dimensional planar-Rips complex $\mathcal{R}(X)$. Along with it is a representation of projection map onto its shadow $\mathcal{S}(X)$.*

The following result by Chambers et al. in [1] depicts the topological faithfulness of the projection map p , representing the fundamental group of $\mathcal{R}(X)$ in terms of its shadow $\mathcal{S}(X)$.

Theorem 2.3. [1] *Let $X \subset \mathbb{R}^2$ be a finite subset and $p : \mathcal{R}(X) \rightarrow \mathcal{S}(X)$ be the projection map, then p induces a π_1 -isomorphism, hence implying that the fundamental group is free.*

It has been readily apparent in our study that the applicability of proximity relations between the points is quite inevitable for the study of planar-Rips complexes. Hence, there is a need to deduce many more such properties in pertinence to the geometry of \mathbb{R}^2 . The following are some key properties of planar-Rips complexes that will be referenced throughout this paper.

Lemma 2.4. [1, Proposition. 2.1] *Suppose $X \subset \mathbb{R}^2$ and let A, B, C, D be four points in X such that the point A is adjacent to B , and C is adjacent to D but not A in $\mathcal{R}(X)$. Further, the segments \overline{AB} and \overline{CD} intersect in the shadow $\mathcal{S}(X)$. Then B is adjacent to D in $\mathcal{R}(X)$.*

Lemma 2.5. *The graph of 1-skeleton of a planar-Rips complex $\mathcal{R}(X)$ cannot contain an induced subgraph isomorphic to the bipartite graph $K_{1,6}$*

The above result is a direct consequence of [4, Lemma 3.2], and has been elaborately explained in Section 5.

Lemma 2.6. *Given $X \subset \mathbb{R}^2$, let A be a subset of X and σ be a simplex such that $A \subseteq Lk(\sigma)$ inside $\mathcal{R}(X)$. Suppose a simplex γ is in the convex hull of A , then $\gamma \in Lk(\sigma)$ and every vertex of γ is adjacent to at least one vertex of A in $\mathcal{R}(X)$.*

Proof. Let u and v be any vertex in σ and γ respectively. Firstly, by Caratheodory's theorem, there exists vertices $a_1, a_2 \in A$ (not necessarily distinct) such that $v \in conv(u, a_1, a_2)$. Now, since $d(u, a_i) \leq 1$ for all $i = 1, 2$, we have $d(u, w) \leq 1$ for any $w \in conv(u, a_1, a_2)$. Since this is true for any $u \in \sigma$, we have $\gamma \in Lk(\sigma)$.

Now consider the unit circles inside \mathbb{R}^2 centered at points a_1, a_2 . Since the union of these circles covers $conv(u, a_1, a_2)$, the point v is adjacent to at least one of a_1, a_2 . \square

Remark 2.7. *The above result generally holds even for the Vietoris-Rips complex of X when $X \subset \mathbb{R}^n$ under the usual metric, and a similar proof is applicable.*

Proposition 2.8. *For a Vietoris-Rips complex on planar point sets, the convex hulls of any two connected components in the link of a vertex cannot intersect in the shadow $\mathcal{S}(X)$.*

Proof. Suppose C_1 and C_2 are any two components of link of a vertex inside $\mathcal{R}(X)$. By Lemma 2.6, one of the convex hulls of $V(C_1)$ and $V(C_2)$ cannot contain in the other. Further, from Lemma 2.4, the convex hulls cannot intersect on their boundaries. \square

3. CLASSIFICATION OF RIPS COMPLEXES WITH WEAK-PSEUDOMANIFOLD STRUCTURE

In this section, we present a complete classification of well-behaved spaces known as pseudomanifolds and weak-pseudomanifolds that admit planar-Rips structure. To accomplish this, we first introduce the necessary terminologies and tools before proceeding with the proof of Theorem A by induction. Subsequently, we use this to further prove Theorem B.

The dimension of a simplex will be one less than its cardinality. The *dimension* of a simplicial complex is defined to be equal to the supremum of all n 's such that K has a face of dimension n . A simplex in K is called *maximal* or a *facet* if it is not contained in another larger simplex. An n -dimensional simplicial complex is said to be *pure* if every maximal simplex is of dimension n .

Definition 3.1 (Strongly connected simplicial complex). *A pure simplicial complex is said to be strongly connected if for any two facets σ and γ , there exists a sequence of n -simplices, say $\lambda_1, \lambda_2, \dots, \lambda_k$, such that $\lambda_1 = \sigma$, $\lambda_k = \gamma$ and $\lambda_i \cap \lambda_{i+1}$ is an $(n-1)$ -simplex for all $1 \leq i \leq k-1$.*

We now recursively define the classes of pure simplicial complexes viz. weak-pseudomanifolds, pseudomanifolds, and normal pseudomanifolds

Definition 3.2. (a) *An n -dimensional simplicial complex is said to be a weak pseudomanifold if it is pure and each $(n-1)$ -simplex is contained in exactly two n -simplices.*
 (b) *An n -dimensional weak-pseudomanifold is called a pseudomanifold if it is strongly connected.*
 (c) *An n -dimensional pseudomanifold is said to be a normal pseudomanifold if the link of each simplex of codimension atleast two is connected.*

The following result by Adamaszek et al. in [2] gives a complete classification of normal pseudomanifolds that admit a planar-Rips structure.

Theorem 3.3. [2, Theorem 6.3] : *For any $d \geq 2$ and any finite subset $X \subset \mathbb{R}^2$, if the planar-Rips complex $\mathcal{R}(X)$ is a d -dimensional normal pseudomanifold then $\mathcal{R}(X)$ is isomorphic to boundary complex of the $(d+1)$ dimensional cross-polytope.*

Hence, apart from crosspolytopal spheres, no other manifold admits a planar-Rips structure inside \mathbb{R}^2 . But it is interesting to determine the class of manifolds that admit a planar-Rips structure at least upto homotopy equivalence. For instance, the methodology in proving whether or not the manifold $\mathbb{S}^1 \times \mathbb{S}^2$ admits a planar-Rips structure upto homotopy equivalence will itself make a pavement of myriad tools to study the classification of planar-Rips structures inside \mathbb{R}^2 .

A simplex of a finite weak-pseudomanifold of codimension at least two will be called *singular* if its link is not connected. The proposition below provides an implication of the precise number of connected components in the link of a singular vertex when $\mathcal{R}(X)$ is a weak-pseudomanifold.

Proposition 3.4. *For $X \subset \mathbb{R}^2$, suppose the planar-Rips complex $\mathcal{R}(X)$ is an n -dim weak-pseudomanifold where $n \geq 2$, then the link of any simplex of codimension at least two can have at most two strongly connected components.*

Proof. On contrary, suppose there are more than two strongly connected components in the link of some k -simplex, say σ , where $0 \leq k \leq n - 2$. We have that the link of the simplex σ is again a weak-pseudomanifold of dimension $n - k - 1$. Since each strong component is a pseudomanifold and admits a planar-Rips structure, choose two non-adjacent vertices from each of them, hence forming an induced subgraph $K_{1,6}$. This is not possible owing to Lemma 2.5. \square

Corollary 3.5. *For $X \subset \mathbb{R}^2$, if $\mathcal{R}(X)$ is an n -dim weak-pseudomanifold ($n \geq 2$), then the link of any $(n - 2)$ simplex can have at most 11 vertices. Further, it is either a cycle or a disjoint union of exactly two cycles.*

The following lemma from [8] provides a general representation of all two-dimensional weak-pseudomanifolds, specifically for two-dimensional pseudomanifolds by restricting to the strongly connected components.

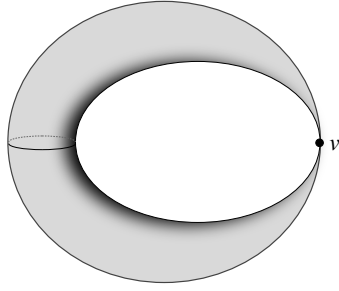
Lemma 3.6 (Classification of 2-dimensional weak-pseudomanifolds). *Any compact weak-pseudomanifold of dimension 2 consists of a collection of compact 2-manifolds without boundary glued or self-glued along a finite number of points. More technically: such a weak-pseudomanifold X is the quotient space of a disjoint union of compact 2-manifolds without boundary such that if q is the quotient map, then all points $x \in X$ satisfy $\# \{q^{-1}(x)\} < \infty$ and for all but finitely many $x \in X$, $\# \{q^{-1}(x)\} = 1$.*

Thus, a pseudomanifold X is the quotient space of a compact 2-manifold without boundary by taking a self-identification of finite sets of points. With the aim of classifying all planar-Rips complexes having a weak-pseudomanifold structure, we first extend Theorem 3.3 for a pseudomanifold. We begin by proving the two-dimensional case.

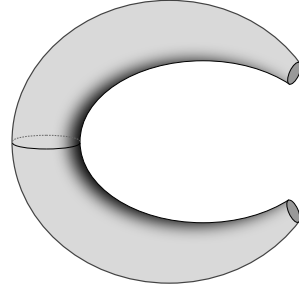
Theorem 3.7. *For any $X \subset \mathbb{R}^2$, the planar-Rips complex on X having a two-dimensional pseudomanifold structure is isomorphic to the boundary complex of octahedron.*

Proof. By Theorem 2.3, the fundamental group of $\mathcal{R}(X)$ is free. Hence, by the structure theorem for (weak) pseudomanifolds (Lemma 3.6), the pseudomanifold $\mathcal{R}(X)$ is homeomorphic to the quotient space of sphere \mathbb{S}^2 by taking a self-identification of finite sets of points; let $q : \mathbb{S}^2 \rightarrow \mathcal{R}(X)$ be the associated quotient map.

Let \tilde{X} be the set of *singular vertices* (vertices whose links are not connected) in $\mathcal{R}(X)$. For any vertex $v \in X$, since $Lk(v)$ has at most two disjoint cycles (by Proposition 3.4), the set $q^{-1}(v)$ can have at most two points, and $q^{-1}(u) \cap q^{-1}(v) = \emptyset$ for $u \neq v$; hence, $|q^{-1}(\tilde{X})| = 2|\tilde{X}|$. Now, consider the planar-Rips complex $\mathcal{R}(X - \tilde{X})$ which is homotopy equivalent to a sphere with $2m$ points deleted, where $|\tilde{X}| = m$. Each removed point v_i



(a) $\mathcal{R}(X)$: Pinched Torus.



(b) $\mathcal{R}(X - v)$: After deleting the singular vertex.

FIGURE 2. A sphere with self-identification of two points is homeomorphic to pinched torus. The link of its singular vertex v has two connected components. Here, both $\mathcal{R}(X)$ and $\mathcal{R}(X - v)$ do not admit planar-Rips structure.

from the sphere corresponds to a cycle \mathcal{C}_i in the link of the singular vertex $q(v_i)$ in $\mathcal{R}(X)$. Figure 2 shows an illustration for $m = 1$ case. Further, the cycle $[p(\mathcal{C}_i)]$ is non-trivial in $\pi_1(\mathcal{S}(X - \tilde{X}))$ since the projection map $p : \mathcal{R}(X - \tilde{X}) \rightarrow \mathcal{S}(X - \tilde{X})$ induces a π_1 -isomorphism (Theorem 2.3).

From Proposition 2.8, the convex hulls of any two of the $2m$ cycles in $\mathcal{R}(X - \tilde{X})$ cannot intersect; hence the shadow $\mathcal{S}(X - \tilde{X})$ is homotopy equivalent to wedge of $2m$ copies of \mathbb{S}^1 . This is possible only if $m = 0$ since for $m \geq 1$, the Rips complex $\mathcal{R}(X - \tilde{X})$ is homotopy equivalent to a wedge of $(2m - 1)$ copies of \mathbb{S}^1 . Therefore, the link of every vertex is connected and the conclusion follows by the virtue of Theorem 3.3. \square

Now to extend the result of the above theorem to n -dimensional pseudomanifold, we use induction. In order to do so, we first introduce certain prerequisite proximity relations for points in the Euclidean plane.

Definition 3.8 (Antipodal point). : Given the boundary complex of $(n + 1)$ -dimensional cross-polytope, say \mathcal{O}_n , the antipodal point of any vertex $v \in \mathcal{O}_n$ is the vertex in \mathcal{O}_n not adjacent to v and is denoted by \bar{v} .

Lemma 3.9. For $X \subset \mathbb{R}^2$, let $|X| = 2n$ and $\mathcal{R}(X)$ be isomorphic to the boundary complex of n -dimensional cross-polytope ($n \geq 2$). Then any $x \in X$ is not in the convex hull of the remaining vertices i.e. the shadow $\mathcal{S}(X)$ is a simple convex polygon with $2n$ sides.

Proof. Let if possible, there exists $x \in X$ such that $x \in \text{conv}(X - x)$. Then by Caratheodory's theorem, there exists vertices $a, b, c \in (X - x)$ such that $x \in \text{conv}\{a, b, c\}$. Now there are two cases to consider.

- (1) Suppose one of the points a, b, c is an antipodal point of x ; without loss of generality, assume a to be the antipodal point \bar{x} . Since $d(\bar{x}, b) < 1$ and $d(\bar{x}, c) < 1$ in $\mathcal{R}(X)$, the distance between \bar{x} and any point in $\triangle \bar{x}bc$ is less than 1 i.e. $d(\bar{x}, x) < 1$ which is absurd.
- (2) Suppose none of the points a, b, c is the antipodal point \bar{x} . Then from Lemma 2.6, we have $x \in \text{Lk}(\tilde{x})$ i.e. $d(\bar{x}, x) < 1$ which is again absurd.

\square

Lemma 3.10. [2, Lemma 6.1] Let \mathcal{S} be a simple polygon in \mathbb{R}^2 and v be a point outside or on \mathcal{S} . Suppose further that for every vertex P of \mathcal{S} , all the intersections of the ray vP^\rightarrow with \mathcal{S} lie between v and P . Then there is an edge AB of \mathcal{S} such that for any vertex P of \mathcal{S} the segments vP and AB have non-empty intersection.

We refer to such a point v as *guard point*. The motivation to use this terminology stems from the Art Gallery problem, a prominent concept in Computational Geometry. In the art gallery problem [9, p. 8], a guard point (or sometimes called point guard) refers to a point on or inside a polygon from which the entire interior of the polygon can be observed. It is a location from where a guard can have an unobstructed line of sight to every point inside the gallery. In our case, the guard points are considered to be lying strictly outside the polygon, and the guard points are needed to have every line of sight passing through an edge of the polygon. Furthermore, from Lemma 3.10, it is sufficient for the guard point to have a clear line of sight to only the vertices of the simple polygon.

Definition 3.11 (Guard point of a simple polygon along a side). *Given a simple polygon \mathcal{S} having an edge AB , a point v outside \mathcal{S} is called a **guard point** of \mathcal{S} alongside AB if for any vertex P of \mathcal{S} , the segments vP and AB intersect.*

A fundamental problem in computational geometry is determining the position of a point with respect to a line segment. This involves finding on which side of the line does the point lie, and can be used as a building block to solve more complex problems like line segment intersection and finding the convex hull of a set of points. In summary, these ideas and methods in combinatorial topology for the Euclidean plane case play a fundamental role for effectively analyzing the geometric structures and their properties.

3.1. Position of a point relative to a line: To determine on which side of a given line a point lies, we can use the cross-product of two vectors. Given points $A = (x_1, y_1)$ and $B = (x_2, y_2)$, let L_{AB} represent the line joining them. Let $P = (x, y)$ be a point whose position relative to L_{AB} needs to be determined. Consider the two vectors $\vec{AB} = (x_2 - x_1, y_2 - y_1)$ and $\vec{AP} = (x - x_1, y - y_1)$, and take their cross-product, $r = \vec{AB} \times \vec{AP} = (x - x_1)(y_2 - y_1) - (y - y_1)(x_2 - x_1)$. The sign of r indicates the point P 's position with respect to line L_{AB} :

- if $r > 0$, then the point is to the left of the line L_{AB} ; Denote it by $P \in L_{AB}^+$.
- if $r < 0$, then the point is to the right of the line L_{AB} ; Denote it by $P \in L_{AB}^-$.
- if $r = 0$, then the point is on the line L_{AB} ; Denote it by $P \in L_{AB}$.

The union of line L_{AB} and the region L_{AB}^+ will be denoted by $cl(L_{AB}^+)$, which is same as taking the closure of L_{AB}^+ in usual topological sense. Note that the order of the points A and B is significant while determining the position of point P relative to the line L_{AB} . The orientation of the line is taken to be in the direction from A to B . Moreover, it can be easily checked that $L_{AB}^+ = L_{BA}^-$.

Additionally, by determining on which side of a line a point lies, we can efficiently test whether a given point lies within the convex hull of three points in the Euclidean plane. For instance, given three non-collinear points a, b, c , the region $cl(L_{ab}^-) \cap cl(L_{bc}^-) \cap cl(L_{ca}^-)$ or $cl(L_{ab}^+) \cap cl(L_{bc}^+) \cap cl(L_{ca}^+)$ corresponds to the $\triangle abc$ depending on whether the points a, b, c are in clockwise ($c \in L_{ab}^-$) or counterclockwise ($c \in L_{ab}^+$) order respectively.

For example, the next lemma which we shall use in our subsequent results, is an immediate consequence of the above approach and can be easily verified.

Lemma 3.12. *Let A, B, C be three non-collinear points inside \mathbb{R}^2 . Consider the set*

$$\mathcal{H} = \{X \in \mathbb{R}^2 \mid C \in \text{conv} \{A, B, X\}\}$$

Then

- (1) $\mathcal{H} = cl(L_{AC}^-) \cap cl(L_{BC}^+)$, when A, B, C are in clockwise order
- (2) $\mathcal{H} = cl(L_{AC}^+) \cap cl(L_{BC}^-)$, when A, B, C are in counterclockwise order

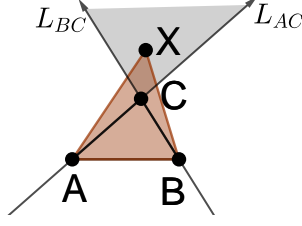


FIGURE 3. The two cases of Lemma 3.12: The gray region(extended) denotes the set $cl(L_{AC}^-) \cap cl(L_{BC}^+)$ or $cl(L_{AC}^+) \cap cl(L_{BC}^-)$, depending on whether points are in clockwise or counterclockwise order respectively.

3.2. Perpendicular bisector. Given any two points a and b in \mathbb{R}^2 , the line of perpendicular bisector of a and b will be denoted by $L_{a|b}$ and the set of all points whose distance from a is strictly less than distance from b will be denoted by $\mathcal{P}_{a<b}$ i.e.

$$\mathcal{P}_{a<b} := \{x \in \mathbb{R}^2 \mid d(a, x) < d(b, x)\}$$

Note that the set $\mathcal{P}_{a<b}$ inside \mathbb{R}^2 is same as the set of all points that lie on the same side of the line $L_{a|b}$ as the point a does i.e. $\mathcal{P}_{a<b} = L_{a|b}^+$. Moreover, it can be easily checked that $L_{A|B}^+ = L_{B|A}^-$.

Lemma 3.13. *Let A, B, C, D be four points in \mathbb{R}^2 such that no three points are collinear, the segments \overline{AB} and \overline{CD} intersect, and the distance of D from C is less than the distance from both A and B . Suppose P is any point whose distance from C is greater than the distance from both A and B , then the point D is in the convex hull of points A, B , and P i.e. $D \in \text{conv}\{A, B, P\}$.*

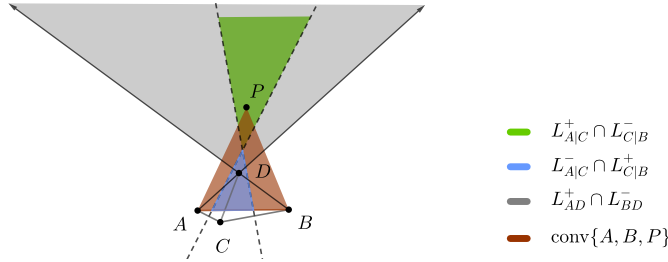


FIGURE 4. The blue and green regions denote the respective possible locations for points D and P corresponding to a specific arrangement of points A, B & C satisfying Lemma 3.13. The point P lies in the region of points that satisfy $D \in \text{conv}\{A, B, P\}$.

Proof. Since the segments \overline{AB} and \overline{CD} intersect, and no three points are collinear, the points C and D lie on either side of the line L_{AB} ; assume without loss of generality, $C \in L_{AB}^-$ and $D \in L_{AB}^+$. Further, the point D being closer to C than both A and B implies $D \in L_{A|C}^- \cap L_{C|B}^+$. Likewise, $P \in L_{A|C}^+ \cap L_{C|B}^-$. Now it can be easily checked that $L_{A|C}^+ \cap L_{C|B}^- \subset L_{AD}^+ \cap L_{BD}^-$ i.e. $P \in L_{AD}^+ \cap L_{BD}^-$ (See Figure 4 for an illustration). Consequently, $D \in \text{conv}\{A, B, P\}$ as follows from Lemma 3.12. □

Lemma 3.14. *Let $r > 0$. Suppose A, B, C, D, X, Y are six points in \mathbb{R}^2 satisfying the following:*

- (1) $ABCD$ is a quadrilateral with sides of length less than r and diagonals of length at least r
- (2) The point X is a guard point of $ABCD$ along the side AB , and distance of X from the points C and D is less than r .
- (3) The distance of Y from points A and B is less than r , and distance of Y from X is at least r .

Then the point Y is a guard point of $ABCD$ along the side CD . Further, the distance of Y from points C and D is less than r .

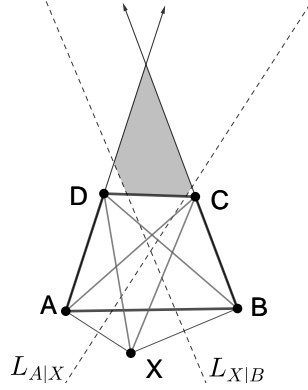


FIGURE 5. An illustrative example for Lemma 3.14: A possible arrangement of points A , B , C , D and X satisfying the hypotheses. Corresponding to this arrangement, the point Y is located in the gray region.

Proof. From (1), it follows that the quadrilateral $ABCD$ is simple and convex. The points A , B , and X are not collinear as follows from (2) and (3). Hence, without loss of generality, assume the points C and D are on the left side and X on the right side of the line L_{AB} . The point Y being closer to both A and B than X implies $Y \in L_{A|X}^+ \cap L_{X|B}^-$ (An illustration of a possible arrangement is shown in Figure 5). We have the following sequential observations:

- (a). $C \in L_{A|X}^-$ since the point C is closer to X than A . Likewise, $D \in L_{X|B}^+$ since the point D is closer to X than B .
- (b). This implies $L_{A|X}^+ \cap L_{X|B}^- \subset \text{conv}\{A, B, C, D, X\} \cup L_{CD}^-$.
- (c). As a consequence, $Y \in L_{CD}^-$ since $Y \notin \text{conv}\{A, B, C, D, X\}$, given that $d(X, Y) \geq r$.

Hence the point Y lies in the exterior region of side CD . From hypothesis (3), we have $d(Y, B) < d(D, B)$ implying that Y lies on right side of the line L_{BD} i.e. $Y \in L_{BD}^-$. Likewise, $Y \in L_{AC}^+$. Further, the points C and D cannot be inside $\triangle YAB$ since $d(B, D) \geq r$. This adds further restriction on the location where the point Y can lie as apparent in Figure 5. Therefore, the point Y is guard point of $ABCD$ along the side CD . Consequently, it follows from Lemma 2.4 that the distance of Y from both C and D is less than r . \square

The above lemma has a further implication that X is a guard point along the side AB if and only if Y is a guard point along the side CD . Note that the planar-Rips complex induced by the six points in the above lemma is nothing but the boundary complex of octahedron \mathcal{O}_2 .

Theorem 3.15. *For any $n \geq 2$ and $X \subset \mathbb{R}^2$, if the planar-Rips complex $\mathcal{R}(X)$ is an n -dimensional pseudomanifold then $\mathcal{R}(X)$ is isomorphic to \mathcal{O}_n .*

Proof. We proceed by induction. Firstly, for the case when $n = 2$, it follows from Theorem 3.7 that $\mathcal{R}(X)$ is isomorphic to \mathcal{O}_2 . Now let $n > 2$ and consider a strongly connected component of link of any $x \in X$, say $\tilde{\mathcal{O}}$. By induction, the subcomplex $\tilde{\mathcal{O}}$ is isomorphic to \mathcal{O}_{n-1} . From Lemma 3.9, the shadow $\mathcal{S}(\tilde{\mathcal{O}})$ is a $2n$ -sided convex polygon.

Claim 1. *The point x cannot be inside the polygon $\mathcal{S}(\tilde{\mathcal{O}})$*

Proof. On contrary, suppose x is inside $\mathcal{S}(\tilde{\mathcal{O}})$. Then there exists an $(n - 1)$ -dimensional simplex Δ in $\tilde{\mathcal{O}}$ such that $x \in \text{conv}(\Delta)$. Since $\mathcal{R}(X)$ is an n -dimensional pseudomanifold, the $(n - 1)$ -dimensional simplex Δ is shared by exactly two n -dimensional simplices, one of which is $\Delta \cup \{x\}$. Hence, there exists another point y outside $\tilde{\mathcal{O}}$ such that the vertices of Δ are adjacent to y i.e. $\Delta \cup \{y\}$ is an n -dimensional simplex in $\mathcal{R}(X)$. Now from Lemma 2.6, we have $x \in Lk(y)$ i.e. $\Delta \cup \{x\} \cup \{y\}$ is an $(n + 1)$ -dimensional simplex. But this is not possible since $\mathcal{R}(X)$ is n -dimensional. □

Hence the point x is outside the polygon $\mathcal{S}(\tilde{\mathcal{O}})$. Now we show that x is a guard point of polygon $\mathcal{S}(\tilde{\mathcal{O}})$ along a side.

Claim 2. *There exists a side ab of the polygon $\mathcal{S}(\tilde{\mathcal{O}})$ such that x is a guard point of $\mathcal{S}(\tilde{\mathcal{O}})$ along the side ab*

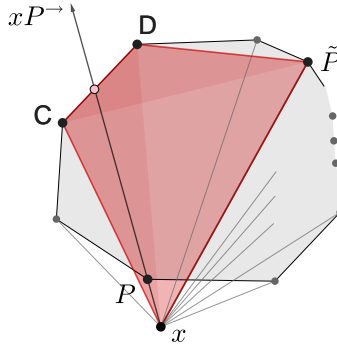


FIGURE 6. An illustration of the case when the ray xP^{\rightarrow} intersects the side cd , and the intersection is outside the segment \overline{xP} . This yields a 3-simplex $\{x, \tilde{P}, c, d\}$ containing the point P .

Proof. Using Lemma 3.10, it suffices to show that for every vertex P of $\mathcal{S}(\tilde{\mathcal{O}})$, all the intersections of the ray xP^{\rightarrow} with $\mathcal{S}(\tilde{\mathcal{O}})$ lies between x and P . On contrary, suppose there exists a vertex P such that the extension of ray xP^{\rightarrow} intersects the polygon $\mathcal{S}(\tilde{\mathcal{O}})$, say at some edge cd (See Figure 6). Then we have $P \in \text{conv}\{x, c, d\}$. Now consider the antipodal point \tilde{P} of P in $\tilde{\mathcal{O}}$ where the points x, c, d are adjacent to \tilde{P} i.e. $\{x, c, d\} \subset Lk(\tilde{P})$. Hence from Lemma 2.6, we have $P \in Lk(\tilde{P})$ i.e. the points P and \tilde{P} are adjacent which is a contradiction. □

Now consider any $(n - 1)$ -dimensional simplex Δ in $\tilde{\mathcal{O}}$ which contains the vertices a and b . Since $\mathcal{R}(X)$ is an n -dimensional pseudomanifold, the $(n - 1)$ -dimensional simplex Δ is shared by exactly two n -dimensional simplices, one of which is $\Delta \cup \{x\}$. Hence, there exists

another point y outside $\tilde{\mathcal{O}}$ such that the vertices of Δ are adjacent to y i.e. $\Delta \cup \{y\}$ is an n -dimensional simplex in $\mathcal{R}(X)$. Note that x and y are non-adjacent since otherwise $\Delta \cup \{x, y\}$ forms an $(n + 1)$ -simplex.

Claim 3. *The point y is adjacent to all the vertices of $\tilde{\mathcal{O}}$*

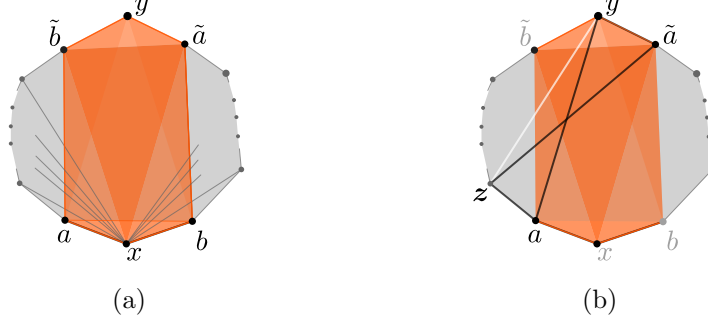


FIGURE 7. The points x and y are guard points of polygon $\tilde{\mathcal{O}}$. The adjacency of y with \tilde{a} & \tilde{b} , and y being a guard point of polygon $\tilde{\mathcal{O}}$ along the side $\tilde{a}\tilde{b}$ prompts y to be adjacent to every other vertex of $\tilde{\mathcal{O}}$. On the right, the segments $\overline{y\tilde{a}}$ and $\overline{z\tilde{a}}$ intersect, implying adjacency between y and z .

Proof. Firstly, the point y is adjacent to a and b . Now consider the antipodal points \tilde{a} and \tilde{b} of a and b respectively. With the points $a, b, \tilde{a}, \tilde{b}, x, y$, we are in the setting of Lemma 3.14 with the parameter $r = 1$, and the quadrilateral being $ab\tilde{a}\tilde{b}$. Hence from Lemma 3.14, the point y is adjacent to \tilde{a} and \tilde{b} , and is a guard point of quadrilateral $ab\tilde{a}\tilde{b}$ along the side $\tilde{a}\tilde{b}$. The induced structure is illustrated in Figure 7a.

Now let z be any point of $\tilde{\mathcal{O}}$ other than $a, b, \tilde{a}, \tilde{b}$. Since y is a guard point of the quadrilateral $ab\tilde{a}\tilde{b}$, either the segment $\overline{y\tilde{a}}$ intersects the segment $\overline{z\tilde{a}}$ or the segment $\overline{y\tilde{b}}$ intersects the segment $\overline{z\tilde{b}}$ in $\mathcal{S}(X)$, depending on whether the point is on the left side or the right side of line L_{xy} (For instance, see Figure 7b). For both the cases, from Lemma 2.4, either y or z is an apex since the antipodal points a and \tilde{a} or b and \tilde{b} cannot be adjacent i.e. y is adjacent to z . \square

Hence, the subcomplex spanned by x, y and vertices of $\tilde{\mathcal{O}}$ is isomorphic to \mathcal{O}_n . Since the only subcomplex of a pseudomanifold which is also a pseudomanifold of same dimension is itself, the Rips complex $\mathcal{R}(X)$ is isomorphic to \mathcal{O}_n . \square

The above characterization of pseudomanifolds provides further insight into the Rips complexes having a weak-pseudomanifold structure, where each strongly connected component is a pseudomanifold, and the corresponding induced subcomplex again inherits the planar-Rips structure.

Definition 3.16 (Iterated chain of \mathcal{O}_n s). *A finite n -dimensional simplicial complex ($n \geq 2$) is said to be an **iterated chain of \mathcal{O}_n s** if it can be expressed as the union $\bigcup_{i=1}^m P_i$, where each P_i is isomorphic to \mathcal{O}_n , no three of them have a non-empty pairwise intersection, and any two of them with non-empty intersection intersect*

- (a) *at a single vertex when $n = 2$.*
- (b) *either at a single vertex or a single edge when $n > 2$.*

It can be easily checked that an iterated chain of \mathcal{O}_n s is a weak-pseudomanifold, where each P_i is a strongly connected component.

Proposition 3.17. *Let K be an iterated chain of \mathcal{O}_n s, then K is homotopy equivalent to wedge sum of circles and n -spheres i.e. $K \simeq \bigvee^m \mathbb{S}^n \vee \bigvee^p \mathbb{S}^1$ for some $p \geq 0$, where $m = \#$ of strongly connected components in K .*

Proof. Any two copies of \mathcal{O}_n can share at most a single vertex or a single edge. Further, any two 1-simplices with a common vertex cannot be a part of three distinct copies of \mathcal{O}_n . This allows for the contraction of edges shared by two copies of \mathcal{O}_n , to a single point upto homotopy, resulting in a chain of n -spheres \mathbb{S}^n along the vertices. However, these spheres can be arranged in a cyclic fashion, which gives rise to copies of circles in its homotopy type. \square

Theorem 3.18. *Given $X \subset \mathbb{R}^2$, if the planar-Rips complex $\mathcal{R}(X)$ is an n -dimensional weak-pseudomanifold then $\mathcal{R}(X)$ is isomorphic to an iterated chain of \mathcal{O}_n s.*

Proof. Firstly, each strongly connected component is isomorphic to \mathcal{O}_n since the corresponding induced subcomplex on each component inherits a planar-Rips structure; denote the strongly connected components by $\{P_i\}_{i=1}^m$. Now, suppose any two strongly connected components, say P_i and P_j have a non-empty intersection, then their intersection is a subcomplex of codimension at least 2. Further, from Lemma 3.9, any k -simplex ($k \geq 2$) in P_i and P_j is non-degenerate, and the polygons $\mathcal{S}(P_i)$ and $\mathcal{S}(P_j)$ are convex; hence the intersection $P_i \cap P_j$ is a vertex when $n = 2$, and is either a vertex or an edge when $n > 2$.

Now from Lemma 2.5, no more than two strongly connected components can intersect at a single vertex. Finally, it again follows from the convexity of $\mathcal{S}(\mathcal{O}_n)$ that any three P_i s cannot intersect pairwise inside \mathbb{R}^2 . \square

Corollary 3.19. *If $\mathcal{R}(X)$ is an n -dimensional weak-pseudomanifold, then*

$$\mathcal{R}(X) \simeq \bigvee_{i=1}^m \mathbb{S}^n \vee \bigvee_{j=1}^p \mathbb{S}^1,$$

for some $p \geq 0$, where $m = \#$ of strongly connected components in $\mathcal{R}(X)$.

Note that $p = 0$ unless a subcollection of strongly connected components can be arranged in a cyclic manner. Additionally, if $p \neq 0$ then $m > 3$.

4. CHARACTERIZATION OF MINIMAL 2-CYCLES AND TWO-DIMENSIONAL CLOSED PLANAR-RIPS STRUCTURES

In this section, we will prove Theorem C, laying the groundwork for recognizing two-dimensional, pure and closed planar-Rips structures, a more general class of 2-pseudomanifolds. We will achieve this by first establishing its inherent local structure and showing that a minimal 2-cycle admitting a planar-Rips structure is isomorphic to \mathcal{O}_2 .

Definition 4.1. (a) *A finite n -dimensional pure simplicial complex is said to be closed if every simplex of codimension 1 has degree at least 2 i.e. every $(n - 1)$ -simplex is contained in at least two n -simplices.*

(b) *A finite n -dimensional pure simplicial complex is said to be a **minimal n -cycle** if the only subcomplex having n^{th} homology of rank 1 is itself.*

One can easily verify that minimal n -cycles are strongly connected and closed.

Lemma 4.2. *For $X \subset \mathbb{R}^2$, if the planar-Rips complex $\mathcal{R}(X)$ is an n -dimensional pure and closed simplicial complex ($n \geq 2$), then every simplex is non-degenerate, meaning that no vertex in a simplex is contained within the convex hull of its remaining vertices.*

Proof. Assume the contrary i.e. let there be a degenerate simplex, say σ of dimension at least 2. Then there exists a vertex v which is contained in the convex hull of remaining vertices of σ . Let τ be a maximal simplex containing σ then $v \in \text{conv}((\tau) - v)$. Since $\mathcal{R}(X)$ is closed, there exists another n -simplex γ that does not contain v , such that $\gamma \neq \tau$ and $\tau - v \subset \gamma$. Now from Lemma 2.6, $v \cup \gamma$ is an $(n + 1)$ -simplex in $\mathcal{R}(X)$ which is not possible. \square

We will use the above proposition specifically for the case when $n = 2$. This proposition also implies that for a pure and closed two-dimensional planar-Rips complex, the projection of each n -simplex in the shadow $\mathcal{S}(X)$ is an $(n + 1)$ -sided convex polygon. Consider all those 1-simplices in $\mathcal{R}(X)$, whose projected interiors in the shadow $\mathcal{S}(X)$ intersect the boundary of $\mathcal{S}(X)$. These 1-simplices will be referred to as *boundary edges*.

Definition 4.3 (γ_2 -configuration). *A specific arrangement of four points in $\mathcal{R}(X)$ as an induced subcomplex that contains exactly two 2-simplices, such that the 1-simplex shared by two 2-simplices lies on one side of the line joining the two non-adjacent vertices.*

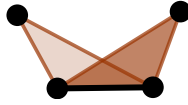


FIGURE 8. γ_2 -configuration: The highlighted simplex (in black) denotes the base of the configuration.

Additionally, the 1-simplex shared between two 2-simplices in the γ_2 -configuration will be referred to as the **base** of the configuration. The following result is a simple consequence of Lemma 4.2.

Proposition 4.4. *In a finite two-dimensional, pure and closed planar-Rips complex $\mathcal{R}(X)$,*

- (i) *Every boundary edge is a base of some γ_2 -configuration.*
- (ii) *If two edges intersect at their projected interiors, then they induce a γ_2 -configuration.*

Proof. Since $\mathcal{R}(X)$ is closed, consider any two 2-simplices containing the boundary edge; their projected interiors intersect in the shadow $\mathcal{S}(X)$. There are two possibilities: either one of the two simplices is degenerate or they together form a γ_2 -configuration. However, from Lemma 4.2, both the simplices are non-degenerate. This proves (i).

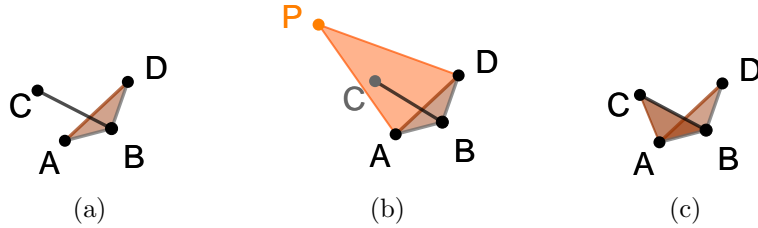


FIGURE 9. Illustration of all possible and forbidden cases in the proof of Proposition 4.4.(ii).

For (ii), suppose $[AD]$ and $[BC]$ are two edges in $\mathcal{R}(X)$ whose projected interiors intersect. From Lemma 2.4, assume without loss of generality that the vertex B is adjacent to both A and D as illustrated in Figure 9a. Now it suffices to show that the vertex C is either adjacent to A or D . Note that C cannot be adjacent to both A and D since $\mathcal{R}(X)$ is two-dimensional. Further from Lemma 4.2, no three vertices of A, B, C, D are collinear.

On contrary, suppose C is neither adjacent to A nor D . Since $\mathcal{R}(X)$ is closed, a vertex $P \in X$ exists which is adjacent to both A and D , but not adjacent to B . It now follows from Lemma 3.13 that $C \in \text{conv}\{A, D, P\}$, as shown in Figure 9b. Consequently, C is adjacent to both A and D which is absurd. \square

Corollary 4.5. *Every finite two-dimensional, pure and closed planar-Rips complex $\mathcal{R}(X)$ contains a γ_2 -configuration.*

Note that the above proposition is an extended version of Lemma 2.4 for the case when $\mathcal{R}(X)$ has a two-dimensional, pure and closed simplicial structure. Here, any two segments when they intersect, precisely yield a γ_2 -configuration.

Lemma 4.6. *Let $\mathcal{R} = \langle ABCD \rangle$ be a γ_2 -configuration containing the simplices $[ABC]$ and $[ABD]$ such that the points C and D are non-adjacent, and the segments \overline{AD} and \overline{BC} intersect. Then $\angle CAB + \angle ABD > 180^\circ$ i.e. at least one of $\angle CAB$ or $\angle ABD$ is obtuse.*

Proof. This simply follows with the argument that the length of side \overline{CD} is larger than the diagonal lengths \overline{AD} and \overline{BC} in the quadrilateral $ABDC$. \square

Now we show that every closed two-dimensional planar-Rips complex has a copy of \mathcal{O}_2 as an induced subcomplex. The strategy employed is to use the ‘closed’ness property of $\mathcal{R}(X)$ to add two more vertices along with the γ_2 -configuration, and then use the proximity relations on these six vertices to establish the precise adjacency, proving that the induced subcomplex on these six vertices is isomorphic to \mathcal{O}_2 .

Theorem 4.7. *For any $X \subset \mathbb{R}^2$, if the planar-Rips complex $\mathcal{R}(X)$ is a two-dimensional pure and closed simplicial complex then $\mathcal{R}(X)$ has an induced subcomplex isomorphic to \mathcal{O}_2 . Hence, the second Betti number $b_2(\mathcal{R}(X))$ is non-zero.*

Proof. We will repeatedly use Proposition 4.4.(ii) to prove this theorem. Firstly, as follows from this proposition, we start by taking a γ_2 -configuration, say $\langle ABCD \rangle$ as an induced subcomplex in $\mathcal{R}(X)$ where the simplices $[ABC]$ and $[ABD]$ are in $\mathcal{R}(X)$, the points C and D are non-adjacent, and the segments \overline{AD} and \overline{BC} intersect. Note that the points C and D are on the same side of the line L_{AB} i.e. without loss of generality, assume $C, D \in L_{AB}^+$.

Now, since $\mathcal{R}(X)$ is closed, there exists at least another point for each of $[AD]$ and $[BC]$, say P and Q respectively, such that the two simplices $[ADP]$ and $[BCQ]$ are in $\mathcal{R}(X)$. Note that $P \neq Q$ and the points A and Q are non-adjacent since $\mathcal{R}(X)$ is two-dimensional. Likewise, the points B and P are non-adjacent. Hence, the point P lies on the same side of the line of perpendicular bisector $L_{A|B}$ as A does i.e. $P \in L_{A|B}^+$ and the point Q lies on the same side of $L_{A|B}$ as B does i.e. $Q \in L_{A|B}^-$. Using Lemma 4.6, we also assume without loss of generality that $\angle CAB$ is obtuse.

Claim 1. *The points C and D lie on either side of the bisector $L_{A|B}$.*

Proof. Let if possible, both C and D be on the same side of line $L_{A|B}$ i.e. let $C, D \in L_{A|B}^+$ (since $\angle CAB$ is obtuse). Consider the set $L_{A|B}^- \cap L_{C|A}^+$; the point Q being closer to B and C than A implies $Q \in L_{A|B}^- \cap L_{C|A}^+$. This is illustrated in Figure 10. Hence from Lemma 3.13, $D \in \text{conv}\{B, C, Q\}$ i.e. C and D are adjacent which is not true. \square

Hence, $C \in L_{A|B}^+$ and $D \in L_{A|B}^-$. With the above inference about points C and D , it is possible to draw further conclusion about the specific region in which points P and Q should lie.

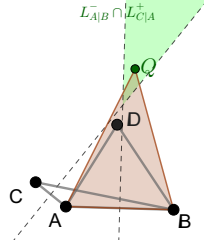


FIGURE 10. An illustration of Claim 1. When $\mathcal{R}(X)$ is closed, C and D lie on same side of the bisector $L_{A|B}$, which is possible only when C and D are adjacent

Claim 2. $P, Q \in L_{AD}^+ \cap L_{BC}^-$.

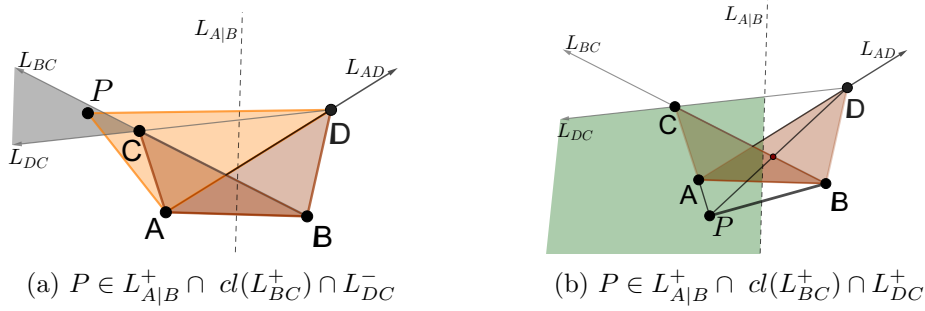


FIGURE 11. An illustration of proof of Claim 2: For a γ_2 -configuration $\langle ABCD \rangle$, the two regions are illustrated where point P cannot lie.

Proof. We have $P \in L_{A|B}^+$. Now for any point $Z \in L_{A|B}^+ \cap cl(L_{BC}^+)$, there are two possibilities:

- (a) If $Z \in L_{DC}^-$ then $C \in conv\{A, D, Z\}$ (Lemma 3.12).
- (b) If $Z \in L_{DC}^+$ then the segments \overline{ZD} and \overline{BC} intersect and from Proposition 4.4.(ii), Z is adjacent to B , since C and D are non-adjacent.

In particular, if $P \in L_{A|B}^+ \cap (L_{BC}^+ \cup L_{BC}^-)$ then either C is adjacent to D or P is adjacent to B , neither of which is true. This is illustrated with an example in Figure 11a and Figure 11b. Hence, $P \in L_{BC}^-$. With analogous arguments, $Q \in L_{AD}^+$. Since $P \in L_{A|B}^+ \cap L_{BC}^- \subset L_{AD}^+$ and $Q \in L_{A|B}^- \cap L_{AD}^+ \subset L_{BC}^-$, therefore $P, Q \in L_{AD}^+ \cap L_{BC}^-$. □

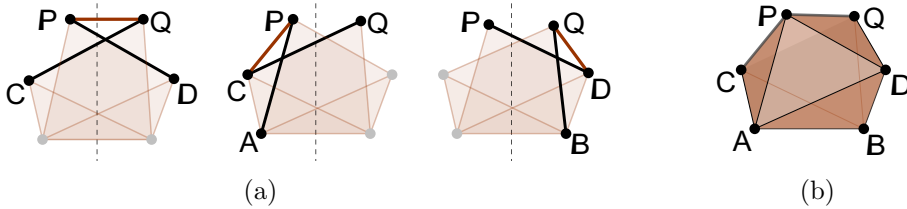


FIGURE 12. On the left, the intersection of segments (in black) in each case is possible since $P, Q \in L_{AD}^+ \cap L_{BC}^-$. On the right, the final induced complex obtained is isomorphic to \mathcal{O}_2

Now it remains to show that P and Q are adjacent, and both are adjacent to C and D which proves that the induced subcomplex $\langle ABCDPQ \rangle$ is isomorphic to \mathcal{O}_2 . Consider the line segments \overline{PD} and \overline{QC} ; From the above observations about the region where points P and Q lie, the line segments \overline{PD} and \overline{QC} intersect since $P \notin \text{conv}\{B, C, Q\}$ and $Q \notin \text{conv}\{A, D, P\}$. Likewise, the line segments \overline{PA} and \overline{QC} intersect, and the line segments \overline{PD} and \overline{QB} intersect. Along with this, the pairs $\{A, Q\}$, $\{B, P\}$, and $\{C, D\}$ are non-adjacent pairs of vertices (See Figure 12). Therefore it follows from Proposition 4.4.(ii) that the points P and Q are adjacent, points P and C are adjacent, and points Q and D are adjacent. This concludes the proof. \square

Corollary 4.8. *For $X \subset \mathbb{R}^2$, if $\mathcal{R}(X)$ is a minimal 2-cycle then it is isomorphic to \mathcal{O}_2 .*

Remark 4.9. Theorem 3.15 for $n = 2$ case is now simply a consequence of Theorem 4.7 since a pseudomanifold is a minimal cycle. In general, we like to know if Theorem 4.7 can be extended even for higher dimensions.

Question 4.10. *Suppose $\mathcal{R}(X)$ is a minimal n -cycle, then is it isomorphic to \mathcal{O}_n ?*

The proof of Theorem 4.7 has a further implication that in a two-dimensional, pure and closed Rips complex, every γ_2 -configuration further extends to \mathcal{O}_2 , and is contained in precisely one copy of \mathcal{O}_2 in $\mathcal{R}(X)$. Hence, every γ_2 -configuration is a part of precisely one non-trivial homology 2-cycle. This further leads us to characterize all two-dimensional, pure and closed Rips complexes by considering the projection map $p : \mathcal{R}(X) \rightarrow \mathcal{S}(X)$.

Lemma 4.11. *In a finite, two-dimensional, pure and closed planar-Rips complex $\mathcal{R}(X)$, the projection of every boundary edge is completely contained in the boundary of $\mathcal{S}(X)$.*

Proof. Suppose not, then there exists two boundary edges in $\mathcal{R}(X)$, say $[AB]$ and $[CD]$ whose projected interiors intersect in the shadow $\mathcal{S}(X)$ with B and C being non-adjacent. Now it follows from Proposition 4.4.(i) that the induced subcomplex $\langle ABCD \rangle$ is a γ_2 -configuration, which further extends to \mathcal{O}_2 as shown in Theorem 4.7. But this is not possible since $[AB]$ and $[CD]$ are boundary edges in $\mathcal{R}(X)$. \square

Proposition 4.12. *A two-dimensional, pure and closed Rips complex $\mathcal{R}(X)$ with $b_2(\mathcal{R}(X)) = 1$ is isomorphic to \mathcal{O}_2 .*

Proof. Since $\mathcal{R}(X)$ contains a copy of \mathcal{O}_2 as an induced subcomplex, it suffices to show that there does not exist any other 2-simplex outside or on the boundary edges of the induced subcomplex \mathcal{O}_2 . But this follows from Proposition 4.4 and Lemma 4.11. \square

Remark 4.13. *For the planar-Rips structure of boundary complex of octahedron \mathcal{O}_2 , consider its shadow $\mathcal{S}(\mathcal{O}_2)$ which is a convex hexagon under the projection map $p : \mathcal{R}(X) \rightarrow \mathcal{S}(X)$. Then p is injective on the boundary of \mathcal{O}_2 , and the inverse image of every point in the interior of hexagon $\mathcal{S}(\mathcal{O}_2)$ has exactly two points in \mathcal{O}_2 . More generally, it simply follows from Lemma 4.2 and Proposition 4.4.ii that for a 2-dimensional pure and closed Rips complex $\mathcal{R}(X)$, the inverse image of every point in the shadow $\mathcal{S}(X)$ has at most two points in $\mathcal{R}(X)$. Alternatively from an algorithmic perspective, each copy of \mathcal{O}_2 can be identified as the tripartite graph $K_{2,2,2}$ (See Section 5.1) in the graph of 1-skeleton $\mathcal{R}^{(1)}(X)$.*

Proposition 4.14. *In a finite, two-dimensional, pure and closed planar-Rips complex $\mathcal{R}(X)$, denote S to be set of all points in the shadow $\mathcal{S}(X)$ whose inverse image under the projection map $p : \mathcal{R}(X) \rightarrow \mathcal{S}(X)$ has exactly two points. Then*

- (i) $b_2(\mathcal{R}(X)) = b_0(S)$ i.e. the second Betti number $b_2(\mathcal{R}(X)) = \#$ connected components in S . More specifically, $b_0 =$ Number of cycles of length 6 in $\mathcal{R}(X)$ which has at least two of its diagonals intersecting at their interiors.
- (ii) $\mathcal{R}(X)$ has exactly $b_2(\mathcal{R}(X))$ copies of \mathcal{O}_2 as induced subcomplex.

Proof. Suppose T is any connected component of S , then there exists two edges in $\mathcal{R}(X)$ whose projected interiors intersect in T . Hence from Proposition 4.4.ii, the two edges induce a γ_2 -configuration, and from Theorem 4.7, this configuration further extends to an induced subcomplex of \mathcal{O}_2 . Since the projected interior of the hexagon $\mathcal{S}(\mathcal{O}_2)$ is connected, $\mathcal{S}(\mathcal{O}_2) \subseteq T$. However, the map p is injective on the boundary edges of \mathcal{O}_2 which implies $T = \mathcal{S}(\mathcal{O}_2)$ i.e. every connected component of S corresponds to an induced subcomplex of \mathcal{O}_2 in $\mathcal{R}(X)$. Hence, $b_2(\mathcal{R}(X)) \geq b_0(S)$. Further, since any minimal 2-cycle in $\mathcal{R}(X)$ is isomorphic to \mathcal{O}_2 (Corollary 4.8), it follows that $b_2(\mathcal{R}(X)) = b_0(S)$. This proves (i). Now (ii) is a direct consequence of (i). □

5. OBSTRUCTIONS TO PLANAR-RIPS COMPLEXES AND CORRELATIONS WITH UNIT DISK GRAPHS

In this section, we introduce the concept of obstructions to planar-Rips complexes, an area that remains unexplored in literature. However, it's worth noting that the idea of 'obstructions' is not entirely novel [21, 22]. Armed with a comprehensive list of forbidden planar-Rips structures, we present a few examples that illustrate a potential framework for extracting obstructions to planar-Rips complex from these forbidden structures.

We begin with unifying the study of planar-Rips complexes and unit disk graphs by establishing a one-to-one correspondence between both the categories. The functors that facilitate this correspondence are "taking clique complex" and "taking 1-skeleton", which transform a unit disk graph to a planar-Rips complex and vice versa, respectively. This paves the way to retrieve the known obstructions to planar-Rips complexes in terms of their graph counterpart, called minimal non unit disk graphs. Additionally, we consolidate our findings on the classification of planar-Rips complexes from previous sections in terms of unit disk graphs, proving Theorem D.

Definition 5.1 (Unit disk graph). *A graph where each vertex represents a point in the Euclidean plane and an edge is drawn between two points if the distance between two points is less than a fixed threshold $r > 0$.*

Planar-Rips complexes are flag complexes that exhibit a key property: the clique complex of the graph of its 1-skeleton is same as the original complex. It is easy to see that every unit disk graph can be identified as the 1-skeleton of a planar-Rips complex. In fact, the following equivalence can be inferred.

Proposition 5.2. *Given any finite set $X \subset \mathbb{R}^2$, the planar-Rips complex of X is same as the clique complex of the unit disk graph, having the vertex set as X .*

For simplicity, we shall fix $r = 1$ given the scale-invariant nature of our study. Hence, for $X \subset \mathbb{R}^2$, we shall denote the unit disk graph on the vertex set X by $\mathcal{R}^1(X)$, which denotes the 1-skeleton of planar-Rips complex.

Consequently, there is a one-to-one correspondence, implying that both the categories are isomorphic. This correspondence facilitates the integration of both studies, enabling the translation of the statements and results in the category of planar-Rips complexes into corresponding analogs for the category of unit disk graphs, or vice-versa.

In the preceding sections, a complete characterization of planar-Rips complexes with n -dimensional weak-pseudomanifold structure and minimal 2-cycle structure has been outlined, including a partial characterization of two-dimensional, pure, and closed planar-Rips complexes. These structures correspond to unit disk graphs having all maximal cliques of size $(n + 1)$, and every clique of size n being a part of exactly two maximal cliques. Furthermore, a relation can be drawn for unit disk graphs corresponding to the property of 'strongly connected'ness of planar-Rips complexes. To make these characterizations readily accessible in terms of unit disk graphs, we redefine some graph analogs corresponding to pseudomanifolds, weak-pseudomanifolds and closed simplicial complexes:

- Definition 5.3.**
- (a) A clique is said to be **maximal** if it is not contained in a clique of larger size.
 - (b) A graph is said to be **pure** if all its maximal cliques are of same size.
 - (c) A pure graph (with clique number n) is said to be **strongly connected** if for any two maximal cliques σ and γ , there exists a sequence of maximal cliques, say $\lambda_1, \lambda_2, \dots, \lambda_k$, such that $\lambda_1 = \sigma$, $\lambda_k = \gamma$ and $\lambda_i \cap \lambda_{i+1}$ is a clique of size $(n - 1)$ for all $1 \leq i \leq k - 1$.
 - (d) A pure graph (with clique number n) is said to be **closed** if every clique of size $(n - 1)$ is contained in at least two maximal cliques.

Note that the graph of 1-skeleton of a simplicial complex can be pure although the simplicial complex need not be pure. A simple example to illustrate this is the complex $\Delta_2 \sqcup \partial\Delta_2$, where Δ_2 is a 2-simplex and $\partial\Delta_2$ represents the boundary of 2-simplex. However, in case of flag complexes, it can be easily checked that a flag complex is pure if and only if the graph of its 1-skeleton is pure. More specifically, a unit disk graph is pure if and only if the corresponding planar-Rips complex is pure.

5.1. Graph of cross-polytopes: Reframe these statements for my research paper : "The class of planar-Rips complexes have an ability to be characterized by the forbidden planar-Rips structures. This section is specifically streamlined towards exploring this fascinating feature of class of planar-Rips complexes."

The graph of cross-polytopes appears most often as the induced subcomplex in pure and strongly connected unit disk graphs (See Corollary 5.4). The graph of 1-skeleton of the boundary complex of an n -dimensional cross-polytope is isomorphic to a complete n -partite graph with each independent set of size 2. For instance, the graph of octahedron is isomorphic to the complete tripartite graph $K_{2,2,2}$ (See Figure 13.) Henceforth, we shall also refer to these graph as **complete bi-independent n -partite graph**. We will denote this graph by $K_{n \times 2}$ as defined by Brouwer et al. [10, p. 478], to mean the complete n -partite graph $\underbrace{K_{2, 2, \dots, 2}}_{n \text{ times}}$.

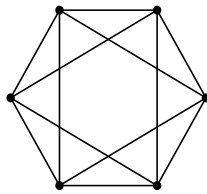


FIGURE 13. Complete bi-independent 3-partite graph $K_{2,2,2}$

Now we will state some of the corollaries which are natural graph analogs to the theorems proved in the previous sections. These corollaries reveal interesting properties of unit disk

graph structures, demonstrating the power and generality of our approach, and open up new avenues for our further study on forbidden structures for planar-Rips complexes and unit disk graphs:

Corollary 5.4. *Let G be a pure and closed unit disk graph with $\omega(G) = 3$ then*

- (i) *G contains an induced subgraph isomorphic to $K_{2,2,2}$.*
- (ii) *Given two edges e_1 and e_2 intersecting at their interiors, there exists precisely one copy of $K_{2,2,2}$ as induced subgraph that contains e_1 and e_2 .*
- (iii) *Any induced subgraph $K_{2,2,2}$ in G has a non-planar configuration (as shown in Figure 13), containing six pairs of intersecting edges.*
- (iv) *There are precisely $\frac{k}{6}$ distinct copies of $K_{2,2,2}$ as induced subgraphs where k is the number of pairs of intersecting edges*

Proof. These simply follow from Theorem 4.7, Proposition 4.4, Remark 4.13, and Proposition 4.14 by considering the graph of 1-skeleton of two-dimensional pure and closed planar-Rips complexes. \square

Remark 5.5. *For the above theorem, it is easy to verify that a graph G is pure and closed with clique number $\omega(G) = 3$ if and only if G is connected with $\omega(G) = 3$, as stated in Theorem D, where every edge has a degree of at least 2.*

Corollary 5.6. *For $n \geq 3$, suppose G is a pure unit disk graph with $\omega(G) = (n + 1)$, and every clique of size n is contained in exactly two maximal cliques. Then G is isomorphic to the 1-skeleton of an iterated chain of \mathcal{O}_n s. More precisely, up to isomorphism, G can be written as $\cup_{i=1}^m H_i$, where each H_i is isomorphic to $K_{n \times 2}$, no three of them have a non-empty pairwise intersection, and any two of them with non-empty intersection, intersect*

- (1) *at a single vertex when $n = 2$.*
- (2) *either at a single vertex or a single edge when $n > 2$.*

Proof. This simply follows from Theorem 3.18 by considering the graph of 1-skeleton of planar-Rips complexes with weak-pseudomanifold structure. \square

5.2. Obstructions to Planar-Rips complexes. Given a hereditary property \mathcal{P} in the category of simplicial complexes or the category of graphs, any complex or a graph that does not satisfy \mathcal{P} further contains a minimal induced substructure, say F , that does not satisfy \mathcal{P} . The minimality is defined such that all the induced substructures of F do satisfy \mathcal{P} . The existence of such an F can be easily verified with repetitive vertex deletions. In case of simplicial complexes, these structures are referred to as obstructions to the corresponding property. We will now define obstructions to planar-Rips complexes, where the property \mathcal{P} denotes whether the simplicial complex admits a planar-Rips structure.

Definition 5.7. *An obstruction to planar-Rips complex is a simplicial complex that does not admit planar-Rips structure, all of whose proper induced subcomplexes do.*

We say a graph G admits a unit disk graph structure if there exists an injective map $f : V(G) \rightarrow \mathbb{R}^2$ such that G is isomorphic to the unit disk graph $\mathcal{R}^1(f(V))$. In other words, uv is an edge if and only if the distance between $f(u)$ and $f(v)$ is less than 1. In case of unit disk graphs, the analog of obstructions are minimal forbidden induced subgraphs for unit disk graphs, referred to as *minimal non unit disk graphs* [4].

Definition 5.8. *A graph G is said to be a minimal non unit disk graph (minimal non-UDG) if every induced subgraph of G other than G itself admits a unit disk graph structure.*

There is a close relationship between the minimal non-UDGs and the obstructions to planar-Rips complexes. The following is a straightforward inference:

Claim. *The clique complex of a minimal forbidden induced subgraph for unit disk graph is an obstruction to planar-Rips complex.*

However, it is not true that the 1-skeleton of every obstruction to planar-Rips complex is a minimal forbidden induced subgraph for unit disk graph. For instance, the boundary complex of all n -dimensional simplices are obstructions to planar-Rips complex. Considering that these are also the obstructions to flag complexes, therefore, we shall restrict only to the class of flag complexes to have the one-to-one correspondence as follows:

Proposition 5.9. *Let K be a flag complex, then K is an obstruction to planar-Rips complex if and only if the graph of 1-skeleton $K^{(1)}$ is a minimal non-UDG.*

Proof. This is simply a direct consequence of Proposition 5.2. □

Therefore, it follows that the clique complex of a minimal non-UDG is an obstruction to planar-Rips complex. The literature on minimal non-UDGs is surprisingly sparse despite active research in unit disk graphs. The following theorem provides a concise summary of currently known minimal non-UDGs from [4, 5], providing us with a few obstructions to planar-Rips complex.

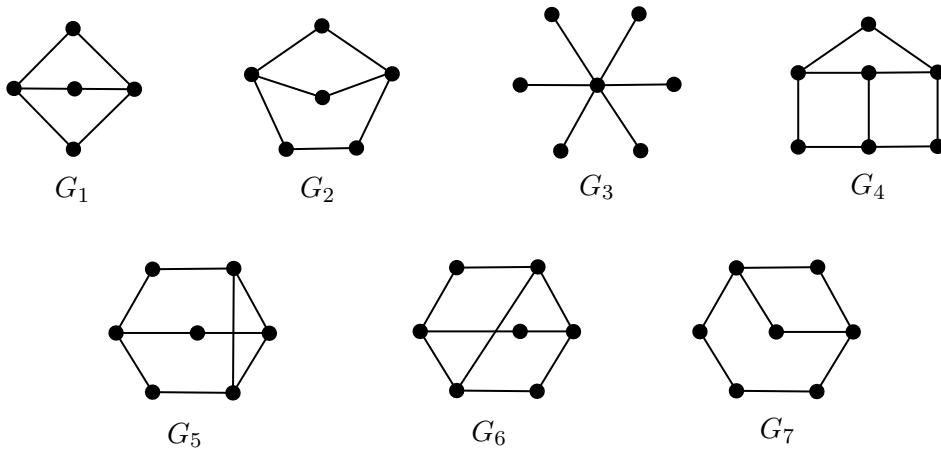


FIGURE 14. Known minimal non unit disk graphs with 5, 6 and 7 vertices (Source: [5, p. 2])

Theorem 5.10. *The following graphs are minimal non-UDGs. More precisely, the clique complex of these graphs are obstructions to planar-Rips complex.*

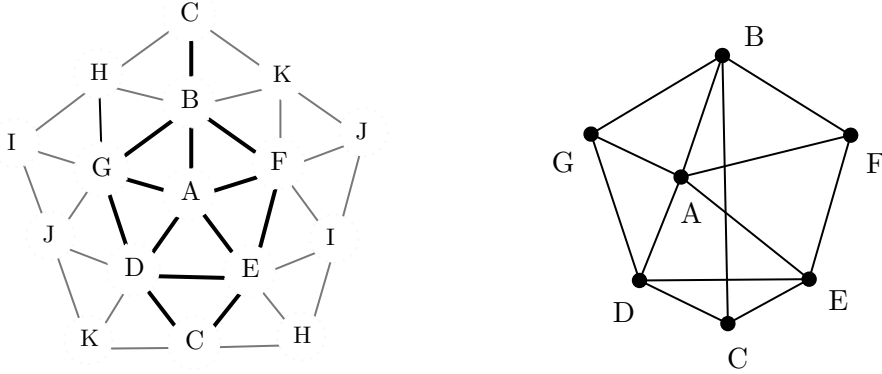
- (1) *Graphs in Figure 14*
- (2) $\overline{K_2 + C_{2k+1}}$ for every $k \geq 1$
- (3) $\overline{C_{2k}}$ for every $k \geq 4$
- (4) C_{2k}^* for every $k \geq 4$

Note that in the above theorem, the graph C_{2k}^* denotes the graph obtained by adding two k -cliques \overline{U} and \overline{V} to the cyclic graph C_{2k} , where U and V are the two maximal independent sets in C_{2k} , each of size k . Furthermore, it follows that there is an obstruction to planar-Rips complex in every odd dimension d .

In the realm of topology, the classification problem, namely, classification of structures like manifolds, pseudomanifolds and weak-pseudomanifolds up to homeomorphism (or homotopy) has been extensively studied and still remains a hot topic. Indeed, these structures have been largely classified in the literature. Following Theorem 2.3, Theorem 4.7

and Lemma 3.6, we have a large class of forbidden induced structures for planar-Rips complexes and unit disk graphs. For instance, the result by Adamszek in Theorem 3.3 implies that no manifold other than the cross-polytopal spheres \mathcal{O}_n admits a planar-Rips structure. This makes a pavement for extracting a wide spectrum of obstructions from these forbidden structures. Consider the following examples.

Example 5.11. Let K be the complex $C_5 * \mathbb{S}^0$, a flag triangulation of sphere \mathbb{S}^2 where C_5 is a cycle of length 5. The complex K being a 2-dimensional pseudomanifold does not admit a planar-Rips structure as follows from Theorem 3.7. But is the complex K an obstruction to planar-Rips complex? The 1-skeleton of K can be identified as the complement of the graph $\overline{K_2 + C_5}$ which is a minimal non-UDG as shown in [5, Theorem 4.1]. Therefore, the complex K is indeed an obstruction to the planar-Rips complex.



(a) Minimal flag triangulation of $\mathbb{R}P^2$ (b) Graph of 1-skeleton of $\langle ABCDEF G \rangle$

FIGURE 15. Representation of minimal flag triangulation of $\mathbb{R}P^2$ in terms of its 1-skeleton (on the left) that does not admit a planar-Rips structure. Its induced subcomplex $\langle ABCDEF G \rangle$ (on the right) is an obstruction to planar-Rips complex

Example 5.12. Consider the minimal triangulation of the projective space $\mathbb{R}P^2$ with 11 vertices as shown in Figure 15a [12, Example 3.1]. We know that this complex does not admit a planar-Rips structure since its fundamental group is not free. Hence, there exists at least one obstruction to planar-Rips complex that is embedded inside this triangulation. The complex being non-orientable and with a torsion in its homology group, it appears to be a ‘highly forbidden’ structure for a planar-Rips complex, meaning that an embedded obstruction should be repetitive in its structure. With this said, we consider the induced subcomplex $K = \langle ABCDEF G \rangle$ and consequently prove in the next theorem that the graph of 1-skeleton of K is a minimal non-UDG. In other words, K is indeed an obstruction to planar-Rips complex.

Theorem 5.13. The graph in Figure 15b is a minimal non-UDG, or equivalently, its clique complex is an obstruction to planar-Rips complex.

Proof. Let $K = \langle ABCDEF G \rangle$ denote the clique complex of the graph in Figure 15b. We first show that K does not admit a planar-Rips structure. On contrary, suppose it admits a planar-Rips structure; Without loss of generality, let $\mathcal{R}(X)$ denote the planar-Rips structure, where $X = \{A, B, C, D, E, F, G\} \subset \mathbb{R}^2$. Note that the fundamental group $\pi_1(\mathcal{R}(X))$ is non-trivial.

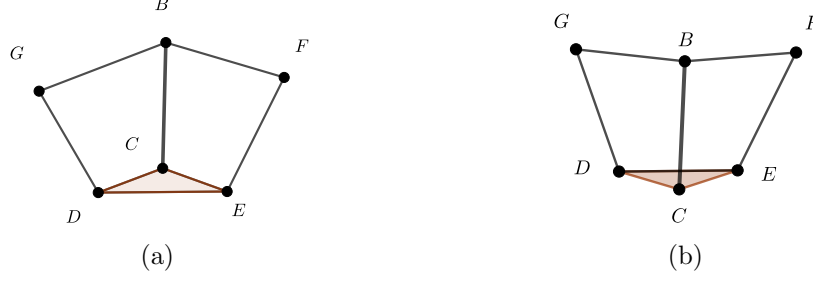


FIGURE 16. Two possible configurations of $\langle BCDEFG \rangle$, illustrating that \overline{CB} lies in the interior of polygon $DCEFBG$.

Claim. The line segment $\overline{CB} \in \text{conv}\{C, D, E\} \cup \text{conv}\{D, E, F, B, G\}$

Proof. Consider the line L_{CB} and the perpendicular bisectors $L_{C|B}$, $L_{D|C}$, and $L_{C|E}$. Firstly, E cannot be on the line L_{CB} since E is not adjacent to B , and C is not adjacent to F . Likewise, D cannot be on the line L_{CB} . Without loss of generality, assume E is on the right side of the line L_{CB} i.e. $E \in L_{CB}^-$. Considering the adjacency between the vertices, we have the following observations:

- (a). $D, E \in L_{C|B}^+$ and $F, G \in L_{C|B}^-$
- (b). $B \in L_{C|E}^+$ and $F \in L_{C|E}^-$
- (c). $B \in L_{D|C}^-$ and $G \in L_{D|C}^+$
- (d). E and F are on same side of line L_{CB}
- (e). D and G are on same side of line L_{CB}

If suppose $D, G \in L_{CB}^-$. Since non-adjacent vertices F and G are adjacent to B , we have $G \in L_{B|F}^+$ and $F \in L_{B|G}^+$. But in contrast, this is not possible unless F and G are adjacent. Hence, $D, G \in L_{CB}^+$.

With this arrangement of vertices, the segment \overline{CB} lies on the left side of every line joining any two adjacent vertices of polygon $DCEFBG$ (in counterclockwise order). See Figure 16 for an illustration. It follows that $\overline{CB} \in \text{conv}\{C, D, E\} \cup \text{conv}\{D, E, F, B, G\}$. \square

Consequently, the shadow $\mathcal{S}(X)$ is contractible since $\langle ABDEFG \rangle$ is a cone over vertex A . In particular, $\pi_1(\mathcal{R}(X))$ is trivial as follows from Theorem 2.3. This is a contradiction. Therefore, the complex K does not admit a planar-Rips structure.

Additionally, it can be easily verified that every induced subcomplex of K admits a planar-Rips structure. Therefore, K is an obstruction to planar-Rips complex. \square

Note that the minimal non-UDG in Figure 15b is a spanning subgraph of $\overline{K_2 + C_5}$, which is also a minimal non-UDG (see Example 5.11). In particular, the class of Unit Disk graphs need not be hereditary under edge deletion.

6. CONCLUDING REMARKS

In a combinatorial framework, the topological methods stand out for their robust ability to uncover locally governed features that are pivotal for reconstructing the global structure. The methods and results presented in this paper highlight the effectiveness of topological and geometric approaches towards characterizing planar-Rips complexes by capturing the local constraints. In particular, the concept of obstructions to planar-Rips complexes has been introduced, a tool that can aid in recognizing forbidden planar-Rips structures. Notably, this concept has a natural generalization to Vietoris-Rips complexes inside any metric space.

It is also worth noting that the challenge of determining the obstructions to planar-Rips complexes can be reformulated into the following problem:

Problem 6.1. *Given a flag complex K that does not admit a planar-Rips structure, devise methodologies to determine the induced subcomplex(es) of K that are obstructions to planar-Rips complex.*

Developing algorithms for recognizing forbidden planar-Rips complexes presents another significant avenue for research. It would be interesting to know how far this approach can be developed. Moreover, our work progresses towards proving the conjecture [2] that every planar-Rips complex is homotopy equivalent to a wedge of spheres.

REFERENCES

- [1] Chambers, Erin & Silva, Vin & Erickson, Jeff & Ghrist, Robert. (2010). Vietoris–Rips Complexes of Planar Point Sets. *Discrete & Computational Geometry*. 44. 75-90. 10.1007/s00454-009-9209-8.
- [2] Adamaszek, Michal & Frick, Florian & Vakili, Adrien. (2017). On Homotopy Types of Euclidean Rips Complexes. *Discrete & Computational Geometry*. 58. 10.1007/s00454-017-9916-5.
- [3] Adamaszek, Michal & Adams, Henry. (2015). The Vietoris-Rips complexes of a circle. *Pacific Journal of Mathematics*. 290. 10.2140/pjm.2017.290.1.
- [4] Marathe, Madhav V., Heinz Breu, Harry B. Hunt, S. S. Ravi and Daniel J. Rosenkrantz. “Simple heuristics for unit disk graphs.” *Networks* 25 (1995): 59-68.
- [5] Atminas, Aistis & Zamaraev, Victor. (2018). On Forbidden Induced Subgraphs for Unit Disk Graphs. *Discrete & Computational Geometry*. 60. 10.1007/s00454-018-9968-1.
- [6] Clark BN, Colbourn CJ, Johnson DS. Unit disk graphs. *Discrete Mathematics*. 1990 Dec 14;86(1-3):165-177. doi: 10.1016/0012-365X(90)90358-O
- [7] A. Vergne, L. Decreasefond and P. Martins, “Reduction algorithm for simplicial complexes,” 2013 Proceedings IEEE INFOCOM, Turin, Italy, 2013, pp. 475-479, doi: 10.1109/INFOCOM.2013.6566818.
- [8] Banagl, Markus & Friedman, Greg. (2004). Triangulations of 3-dimensional pseudomanifolds with an application to state-sum invariants, *Algebr. Algebraic & Geometric Topology*. 4. 10.2140/agt.2004.4.521.
- [9] Ghosh, Subir Kumar. *Visibility Algorithms in the Plane*. Cambridge: Cambridge University Press, 2007. doi:10.1017/CBO9780511543340.
- [10] A. E. Brouwer, A. M. Cohen, and A. Neumaier, “Theory of Distance-Regular Graphs,” *Distance-Regular Graphs*, pp. 126–166, 1989, doi: 10.1007/978-3-642-74341-2_4.
- [11] Athanasiadis, C.A. Some combinatorial properties of flag simplicial pseudomanifolds and spheres. *Ark Mat* 49, 17–29 (2011). <https://doi.org/10.1007/s11512-009-0106-4>
- [12] Bibby, Christin & Odesky, Andrew & Wang, Mengmeng & Wang, Shuyang & Zhang, Ziyi & Zheng, Hailun. (2020). Minimal flag triangulations of lower-dimensional manifolds. *Involve, a Journal of Mathematics*. 13. 683-703. 10.2140/involve.2020.13.683.
- [13] de Silva V, Ghrist R. Coordinate-free Coverage in Sensor Networks with Controlled Boundaries via Homology. *The International Journal of Robotics Research*. 2006;25(12):1205-1222. doi:10.1177/0278364906072252
- [14] Arai, Zin & Hayashi, Kazunori & Hiraoka, Yasuaki. (2011). Mayer–Vietoris sequences and coverage problems in sensor networks. *Japan Journal of Industrial and Applied Mathematics*. 28. 237-250. 10.1007/s13160-011-0039-8.
- [15] Tahbaz-Salehi, Alireza & Jadbabaie, Ali. (2010). Distributed Coverage Verification in Sensor Networks Without Location Information. *Automatic Control, IEEE Transactions on*. 55. 1837 - 1849. 10.1109/TAC.2010.2047541.
- [16] Upadhyay, Aakriti & Goldfarb, Boris & Wang, Weifu & Ekenna, Chinwe. (2022). A New Application of Discrete Morse Theory to Optimizing Safe Motion Planning Paths. 10.1007/978-3-031-21090-7_2.
- [17] Dirafzoon, Alireza & Betthausen, Joseph & Schornick, Jeff & Benavides, Daniel & Lobaton, Edgar. (2014). Mapping of unknown environments using minimal sensing from a stochastic swarm. *IEEE International Conference on Intelligent Robots and Systems*. 3842-3849. 10.1109/IROS.2014.6943102.
- [18] Dirafzoon, Alireza & Bozkurt, Alper & Lobaton, Edgar. (2016). A framework for mapping with biobotic insect networks: From local to global maps. *Robotics and Autonomous Systems*. 88. 10.1016/j.robot.2016.11.004.
- [19] Hausmann, Jean-Claude. “On the Vietoris-Rips complexes and a Cohomology Theory for metric spaces.” (1996).

- [20] Latschev, J.. (2001). Vietoris-Rips complexes of metric spaces near a closed Riemannian manifold. *Archiv der Mathematik*. 77. 522-528. 10.1007/PL00000526.
- [21] Wachs, Michelle L.. "obstructions to Shellability." *Discrete & Computational Geometry* 22 (1997): 95-103.
- [22] Woodroffe, Russ. "Vertex decomposable graphs and obstructions to shellability." *Proceedings of the American Mathematical Society* 137 (2008): 3235-3235.
- [23] Adams, Henry and Baris Coskunuzer. "Geometric Approaches on Persistent Homology." *SIAM J. Appl. Algebra Geom.* 6 (2021): 685-710.

DEPARTMENT OF MATHEMATICS, INDIAN INSTITUTE OF TECHNOLOGY, CHENNAI - 600036, INDIA.
Email address: sipanivinay@gmail.com; vinaysipani@alumni.iitm.ac.in

DEPARTMENT OF MATHEMATICS, INDIAN INSTITUTE OF TECHNOLOGY, CHENNAI-600036, INDIA
Email address: rameshkasingam.iitb@gmail.com ; rameshk@iitm.ac.in