

Graph Neural Network Training Systems: A Performance Comparison of Full-Graph and Mini-Batch.

Saurabh Bajaj

University of Massachusetts, Amherst
Amherst, Massachusetts, USA
sbajaj@umass.edu

Hui Guan

University of Massachusetts, Amherst
Amherst, Massachusetts, USA
huiguan@umass.edu

Marco Serafini

University of Massachusetts, Amherst
Amherst, Massachusetts, USA
marco@cs.umass.edu

ABSTRACT

Graph Neural Networks (GNNs) have gained significant attention in recent years due to their ability to learn representations of graph-structured data. Two common methods for training GNNs are mini-batch training and full-graph training. Since these two methods require different training pipelines and systems optimizations, two separate classes of GNN training systems emerged, each tailored for one method. Works that introduce systems belonging to a particular category predominantly compare them with other systems within the same category, offering limited or no comparison with systems from the other category. Some prior work also justifies its focus on one specific training method by arguing that it achieves higher accuracy than the alternative. The literature, however, has incomplete and contradictory evidence in this regard.

In this paper, we provide a comprehensive empirical comparison of representative full-graph and mini-batch GNN training systems. We find that the mini-batch training systems consistently converge faster than the full-graph training ones across multiple datasets, GNN models, and system configurations, with speedups between $2.4\times - 15.2\times$. We also find that both training techniques converge to similar accuracy values. Our work highlights the importance of comparing system across different classes, using time-to-accuracy rather than epoch time for performance comparison, and selecting appropriate hyperparameters for the comparison.

1 INTRODUCTION

Graph neural networks (GNNs) are a class of machine learning models that reached state-of-the-art performance in many tasks related to the analysis of graph-structured data, including social network analysis, recommendations, and fraud detection [17, 44, 79]. They are often used to process large graphs that have millions of vertices and billions of edges [19, 32, 69]. A large volume of recent work, both in academia and industry, has been dedicated to scaling GNN training to support such large graphs using multi-GPU systems. This is a challenging problem because GNNs run multiple rounds of *message passing* across neighboring vertices, which is an irregular computation.

Two classes of GNN systems: Full-graph and mini-batch.

GNNs can be trained using either a *mini-batch* or a full-batch (typically called *full-graph*) approach, much like other machine learning models. In GNN training, however, these two approaches result in different message-passing patterns, which require different system pipelines and pose different system optimization challenges. This resulted in the development of two distinct classes of GNN training systems, each designed to support scalability for either mini-batch or full-graph training.

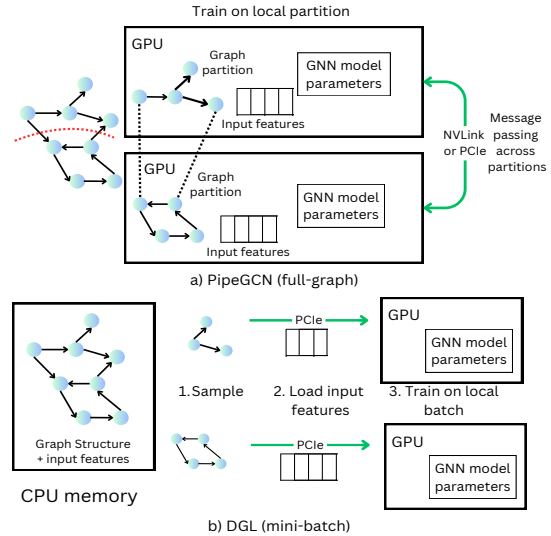


Figure 1: Different data management pipelines in two example systems: PipeGCN (full-graph) and DGL (mini-batch). The diagrams omit gradient synchronization.

The main reason for the emergence of these two separate class of systems is that different training methods (full-graph vs. mini-batch) require different data management pipelines to partition data, transfer it across CPUs and GPUs, and parallelize computation when scaling to large graphs. Full-graph GNN training performs message-passing for the entire batch, typically across the entire graph, at each epoch. To scale to large graphs that do not fit in the memory of a single GPU, multi-GPU full-graph training systems use *model parallelism*: they partition the graph, process different partitions at different GPUs, and perform message passing across partitions [23, 34, 52]. For example, the PipeGCN [56] full-graph training system partitions the input graph and keeps each partition in a different GPU (see Figure 1a). The black dotted lines show the communication of vertex features across GPUs during message passing at each GNN layer in the forward and backward pass. The communication happens through either a fast cross-GPU bus such as NVLink, if available, or PCIe.

Mini-batch training breaks up the training set into mini-batches. Each training epoch now consists of multiple iterations, one per mini-batch. Mini-batch training is popular in production systems because it is amenable to scaling through *data parallelism* [76–78]. A unique challenge when applying data parallelism to GNNs is that preparing mini-batches requires expensive pre-processing at

each iteration. At each iteration, data-parallel mini-batch training systems sample the k -hop neighborhood of the vertices in the mini-batch, load each sample into a different GPU and perform local message passing only within each sample, without passing message across GPUs. For example, Figure 1b shows a training iteration in the popular DGL system. First, each GPU obtains a sample of the k -hop neighborhood of a subset of the vertices in the mini-batch. Sampling is preferably executed using the GPU since it is a computationally expensive step in itself [22]. Next, the sample and the input features of its vertices are loaded to the GPUs. Finally, each GPU performs a forward and backward pass on the local sample independently.

These different data management pipelines result in a different set of optimizations. Full-graph training systems must deal with expensive and irregular computation and high communication costs at each epoch. They propose sophisticated scheduling and partitioning algorithms to address these bottlenecks [35, 41, 51, 56, 57]. Work can be partitioned and scheduled offline, since the graph is static. Some full-graph training systems also propose techniques to reduce the volume of message data transferred across GPUs and hosts [41, 54, 55]. In data-parallel mini-batch training systems, instead, computation at each iteration is much more lightweight and there is no cross-GPU message passing. However, pre-processing is a major bottleneck. Samples are typically large, so sampling them and loading them into GPUs is expensive. Research on scalable mini-batch systems has focused on addressing these bottlenecks by accelerating mini-batch sampling [4, 16, 22, 40, 60, 66, 75, 77] and reducing the cost of loading the input features by caching them in the memory of the GPUs [4, 31, 32, 42, 46, 50, 64, 66].

Motivation: What is the state of the art? To understand the state of the art in the field it is necessary to compare systems across different classes. We performed an exhaustive review of the existing literature and found that prior works that propose systems in one class compare them with other systems in the same class, with limited or no performance evaluation of systems in the other class. Furthermore, several papers assert the superiority of the training approach they support in terms of the best accuracy that can be achieved, resulting in conflicting claims. We report a detailed discussion of the evidence in the literature in Section 2. *Overall, the existing literature makes it difficult to get a clear picture of the state of the art of the field.*

Performance evaluation. In this paper, we address this open issue by performing a thorough performance comparison of representative state-of-the-art GNN training systems across the two classes [50, 55, 56, 59, 76]. We chose systems that have a stable, publicly-available, and open-source implementation, are representative of the most important types of systems optimizations in their class, and implement all the standard GNN models (GCN [27], GraphSAGE [18], and GAT [53]) in their repository.

Our results show that *the mini-batch training systems are consistently faster than the full-graph training counterparts in reaching the same target accuracy across all datasets, GNN model, and hardware deployments we considered.* These results are consistent with the evidence in the literature. Several papers that propose full-graph training systems use *epoch time* as the main metric to compare with

mini-batch training systems, showing that the latter have a larger epoch time [5, 35, 57, 62]. Our evaluation confirms these results. However, our results also highlight that considering the epoch time alone only gives a partial picture and that *time-to-accuracy* is a better metric for comparison. Mini-batch training typically requires fewer epochs to converge because it updates the model parameters multiple times per epoch, once at each iteration, whereas full-graph training performs only one update per epoch. Therefore, even if mini-batch training systems perform more work per epoch than full-graph training ones to run multiple iterations, their overall time-to-accuracy is lower. Our empirical results show that this holds consistently across all systems, deployments, models, and datasets we consider. Across all the datasets we considered, the fastest mini-batch training system is between $2.4\times$ to $15.2\times$ ($6.3\times$ on average) faster than the fastest full-graph systems in terms of time-to-accuracy.

In terms of *scalability*, full-graph training and mini-batch training systems observe similar relative speedups when they scale from a single GPU to multiple GPUs. However, the mini-batch systems we consider have a faster time-to-accuracy on a single GPU or host, so they remain faster in absolute terms in all configurations. We report our performance results in Section 4.

Performance vs. accuracy. The time-to-accuracy experiments discussed previously measure the time it takes different systems to reach the *same* target accuracy, which we select by performing hyperparameter tuning, using the same model and dataset. However, using a system with a longer time-to-accuracy can be justifiable if a model can converge to a *higher* accuracy. This is an important factor when navigating the performance trade-offs of using different GNN training systems. In fact, some papers proposing full-graph GNN systems assert that full-graph training achieves higher accuracy [3, 34, 38, 41, 51, 52, 54–57, 67], while others proposing mini-batch training systems claim that mini-batch training achieves higher accuracy [26, 74, 76, 77, 80].

Our results show that, with proper hyperparameter tuning, *both full-graph and mini-batch training reach a similar accuracy across different datasets and models.* Which method achieves the highest accuracy depends on the dataset and GNN model but the accuracy gaps are small. In our evaluation, we matched or exceeded all the accuracy results in the literature on GNN training systems we reviewed. We observe that given a dataset and GNN model, if we use the best hyperparameters for one training method with a system using the other training method, the latter achieves lower accuracy. This dependence on the choice of hyperparameters may explain the contradicting results found in the literature. Our results underline the importance of conducting separate hyperparameter tuning for the two training methods when comparing performance and accuracy across systems using different training methods. We also find that finding good hyperparameters is easier with mini-batch training because it is less sensitive to variations in the model architecture. This has an impact on the overall training time, since model training often involves performing hyperparameter search. The harder it is to find good hyperparameters, the longer the overall training time. We report our accuracy experiments in Section 5.

Lessons learned. Our results show that the mini-batch training systems we consider consistently achieve a better performance than the full-graph training ones and a similar accuracy. We stress, however, that the goal of this study is not to establish the inherent superiority of one class of systems over the other. Our study is an empirical evaluation and the field is continuously evolving.

From a methodological perspective, our work highlights the importance of comparing GNN training systems across different classes. It also indicates a set of principles on how to perform this comparison: use time-to-accuracy as primary metric for comparison rather than epoch time, and perform separate hyperparameter tuning for mini-batch and full-graph training when selecting a target accuracy for performance comparison or comparing convergence accuracy. Prior works do not always follow these principles, and this may explain the apparent contradiction in the existing results. Our work offers guidance to ML practitioners who use GNN training systems and to systems researchers who design and evaluate them.

To ease reproducibility, our study uses publicly available datasets, model implementations, and training systems. We make all our scripts publicly available.¹

2 BACKGROUND AND MOTIVATION

This section provides necessary background on GNN and GNN training systems to follow the rest of the paper. It then discusses the existing evidence in the literature.

2.1 Graph Neural Networks

Given a graph $G(V, E)$, where each node $v \in V$ is represented with a feature vector h_v^0 (input feature of vertex v) and the edges between any two vertices u and v is $e_{uv} \in E$. A GNN at l^{th} layer performs the following computation to get the representation of any vector,

$$h_v^l = \Phi^l(h_v^{l-1}, \Psi^l(h_u^{l-1}, \forall u \in N \cup v), W^l), \quad (1)$$

where h_v^l is the l^{th} layer representation for vertex v , N represents the incoming neighbor vertices of vertex v , W^l is the model weight matrix, Ψ^l is any aggregation function and Φ^l is an update function.

This paper considers the three standard GNN models used in previous work: GraphSAGE [18], GAT [53], and GCN [27]. GraphSAGE learns the representation of a target node based on the features of the nodes in its k -hop neighborhood. The information from the neighboring nodes is propagated to the target node by performing message passing and aggregation recursively, one hop at a time. GAT (Graph Attention Networks) extend message passing by drawing inspiration from attention architectures in transformer models. It uses an attention score to weigh the incoming message of a node. GCN learns hidden layers representations and encode the graph structure and the features of the nodes by implementing a first-order approximation of spectral convolutions on graphs.

2.2 Full-Graph vs. Mini-Batch Training: Different Systems for Different Pipelines

Full-graph and mini-batch training systems implement different data management pipelines for scalable multi-GPU training, which

resulted in the emergence of two separate categories of systems. For a more detailed discussion on distributed GNN training systems, we refer the reader to [30, 45].

Full-graph training systems The key idea behind full-graph training systems is to partition a large graph into multiple sub-graphs such that each can fit into a GPU, and then train them in parallel. This requires communication of vertex features across GPUs. Different types of communication strategies have been used in the literature, including broadcast-based [52], point-to-point based [9, 35], pipeline-based [35, 38, 57, 58], and communication via shared memory [23, 34].

Communication incurs a substantial performance overhead and requires frequent synchronization. To overcome this bottleneck, two main types of optimizations have been proposed: *asynchronous communication* and *sampling*. Asynchronous communication allows the use of stale local information to avoid expensive synchronization costs. They can be categorized as epoch-fixed [35, 56] and epoch-adaptive [51] staleness models. In GNN training, two synchronization points exist which are specific to GNN training: first, embedding aggregation and second, gradient aggregation. Some protocols [35, 41] only consider the embedding aggregation stage to support asynchronous aggregation, while others [51, 56] are designed to use historical information in both the embedding aggregation and gradient aggregation stages. Sampling keeps training synchronous but reduces communication cost by exchanging messages only among a subset of the boundary vertices across partitions [55]. Synchronous training is preferred in many cases because its results are predictable and reproducible.

Mini-batch training systems Mini-batch training systems rely on the generation of mini-batches to scale GNNs to large graphs and employ graph sampling to reduce the neighborhood explosion problem. Mini-batch training systems have a different set of performance bottlenecks than full-graph training ones. Existing research has focused on optimizing two steps, *mini-batch sampling* and *input feature loading*, which are major performance bottlenecks and often have a cost comparable to training. Multiple vertex-wise, layer-wise and subgraph-wise sampling techniques have been proposed [6, 18, 71, 80]. It is common to accelerate these algorithms using GPUs [16, 22, 40, 60, 66]. To avoid massive CPU-GPU communication while loading, some works [78] have proposed caching techniques, like replicating frequently accessed remote vertices at local, store high out-degree vertices [31], caching hot vertices (i.e., those accessed more often) [36]. Some works [32] propose dynamic caching using a FIFO policy. Some distributed sampling techniques [4, 24] prioritize local vertices, pushing sampling tasks to remote workers only if results need to be sent back, reducing communication. Some cache both topological and feature data on the GPUs [4, 49, 73]. To avoid graph sampling becoming a bottleneck, some works have focused on developing efficient GNN dataloaders [2, 10, 12, 37]. Some systems reduce the cost of loading by proposing hybrid parallelism approaches for mini-batch training that are alternative to data parallelism: push-pull parallelism [14] and split parallelism [42].

¹https://github.com/saurabhbjaj123/GNN_minibatch_vs_fullbatch

Table 1: Review of literature reporting claims of how mini-batch and full-graph training compare. (Notation: TTA - time to accuracy, ACC - accuracy, FG - Full graph, MB - mini-batch, ET - Epoch time)

Proposes	System/paper	Main Claims	Experimental evidence	Year	Open Source	Platform
Full-graph	GNNPipe [5]	FG lower ET	ET	2023	✗	Multi-host multi-GPU
	Betty [67]	FG higher ACC	ACC	2023	✗	Single-host single-GPU
	HongTu [61]	MB information loss, MB lower ACC	ACC, TTA	2023	✗	Single-host multi-GPU, distributed CPU-only
	AdGNN [47]	FG higher ACC, FG better convergence	✗	2023	✓	Multi-host single-GPU
	G3 [57]	FG higher ACC, lower ET	ACC, ET	2023	✗	Multi-host multi-GPU
	AdaQP [54]	MB information loss	✗	2023	✗	Multi-host multi-GPU
	NeutronStar [62]	FG lower ET	ET	2022	✗	Multi-host single-GPU
	PipeGCN [56]	FG higher ACC	ACC	2022	✓	Multi-host multi-GPU
	BNS-GCN [55]	FG higher ACC, lower ET	ACC, ET	2022	✓	Multi-host multi-GPU
	Sancus [41]	MB information loss	✗	2022	✓	Multi-host multi-GPU
	SAR [38]	MB noisy gradients	✗	2022	✓	Multi-host CPU
	Dorylus [51]	FG higher ACC	ACC	2021	✓	Multi-host CPU, Multi-host single-GPU
	DistGNN [35]	FG lower ET	ET	2021	✓	Multi-host CPU
	DGCL [3]	MB ACC loss	✗	2021	✓	Multi-host multi-GPU
	CAGNET [52]	FG higher ACC	✗	2020	✓	Multi-host multi-GPU
ROC [23]	FG lower TTA	TTA	2020	✓	Multi-host multi-GPU	
NeuGraph [34]	FG convergence guarantee	✗	2019	✗	Single-host multi-GPU	
Mini-batch	BGL [32]	MB and FB same performance	✗	2023	✗	Multi-host CPU, Multi-host multi-GPU
	NeutronOrch [1]	FG impractical, limited GPU memory	✗	2023	✗	Single-host multi-GPU
	DistDGLv2 [77]	MB higher ACC, lower TTA	ACC, TTA	2022	✗	Multi-host CPU, Multi-host multi-GPU
	SALIENT [26]	MB lower ET, higher ACC	ACC, ET	2022	✓	Multi-host multi-GPU
	GNNLab [66]	FG hard to scale	✗	2022	✓	Single-host multi-GPU
	ByteGNN [75]	FG not practical for large graphs	✗	2022	✗	Multi-host CPU
	CM-GCN [74]	MB lower TTA	ACC, TTA	2021	✗	Multi-host CPU
	Blocking based [68]	FG higher memory and computational complexity	✗	2021	✓	-
	DistDGL [76]	MB lower TTA	✗	2020	✓	Multi-host CPU, multi-host multi-GPU
	PaGraph [31]	MB and FB same performance	✗	2020	✓	Single-host multi-GPU
	Cluster-GCN [8]	FG - memory: bad; time per epoch: good; convergence: bad	✗	2019	✓	-
LADIES [80]	MB higher ACC	ACC	2019	✓	-	
Other papers	Rethinking [29]	FG not scalable	ACC	2024	✓	-
	RDM [28]	FG ACC higher or equal, MB faster convergence	ACC, TTA	2023	✓	-
	EXACT [33]	FG - higher ACC for small graphs, MB - higher ACC for large graphs	ACC	2021	✓	-
	OGB [20]	MB higher ACC	ACC	2020	✓	-

2.3 Motivation

The motivation for this work is that prior work on GNN training systems makes it difficult to establish the state of the art in the field. A significant amount of works on GNN training do not compare or evaluate their systems against systems using a different training approach (full-graph or mini-batch) [4, 6, 7, 14, 15, 18, 21, 25, 27, 49, 60, 71, 72, 78]. In the following, we review 33 papers on GNN

training that do make claims comparing systems in the two classes. We summarize the claims in these papers in Table 1.

We classify the papers into three broad groups. The first group consists of papers that propose full-graph training. Out of the 17 papers in this group, 10 provide experimental evidence. The rest 7 papers make claims that full-graph training is superior in terms of higher accuracy, lower epoch time, and convergence guarantees and support the claims by only citing other papers. The second group

includes 12 papers that propose mini-batch training. Among these papers, only 4 provide experimental evidence to support claims that full-graph training is difficult to scale and requires more memory, while mini-batch training has lower time-to-accuracy. The last group consists of 4 papers that do not propose one specific training approach. Overall, we find the following shortcomings in the existing literature, which motivate our comprehensive experimental comparison.

Conflicting claims about how the two approaches compare.

Several papers proposing full-graph systems [3, 47, 51, 52, 55–57, 61, 67] demonstrate that their systems achieve higher accuracy and lower epoch time compared to mini-batch systems. Some papers mention that mini-batch causes information loss, noisy gradients, and does not guarantee convergence [34, 38, 41, 47, 54, 61] However, papers proposing mini-batch systems [26, 74, 76, 77, 80] and some other works [20] present contradicting evidence and claims showing that mini-batch training leads to higher accuracy and faster convergence to the target accuracy level. Other works claim full-graph training is impractical, requires high memory and is hard to scale [1, 8, 66, 68, 75]. Some argue that no approach is clearly superior and assessing their effectiveness requires a comprehensive evaluation which is out of scope of their work [28, 31–33, 48, 61].

Comparing performance only in terms of epoch time. Certain works compare full-graph and mini-batch training systems based only on epoch time [5, 35, 57, 62]. As we will show, a comparison in terms of time to accuracy is more informative given the differences in the two training approaches. Our observations indicate that although mini-batch training exhibits higher epoch time, it still takes less time to reach a target accuracy level (Section 4.1).

Experiment design. Some works [23, 26, 29, 33] do not always use the same GNN model (e.g., GraphSAGE or GAT) for the two approaches as a basis of comparison. This conflates the effect of the training approach with the GNN model choice, since different models may exhibit varying performance even when trained with the same technique. Some papers do not mention explicitly whether they perform separate hyperparameter tuning for each method [26, 51, 55–57, 74]. As we show in our experimental evaluation of Section 5, given a dataset and GNN model, it is possible to find hyperparameter settings where one method achieves higher accuracy than another and vice versa. Using hyperparameter tuning is necessary to perform a fair comparison.

3 EXPERIMENTAL SETUP

Hardware setup. We run our experiments using two types of hosts. The first is a lower-end one, which we call *PCIe*. It has 2 Intel Xeon E5-2620 v3 CPUs with 12 cores each, 256GB of host memory, and 4 NVIDIA Tesla m40 GPUs, each having 24GB of memory, connected via PCIe. These servers are connected with a 1 Gbps network. The second host type is higher end and we call it *NVLink*. It has 2 Intel Xeon Platinum 8480+ CPUs with 56 cores each, 256 GB of host memory, and 4 A100 GPUs, each with 80GB of memory. These servers are connected with a 25 Gbps network. By default, all our experiments use 4 GPUs per host.

Datasets. Our experiments use six datasets: pubmed [39], ogbn-arxiv [20], reddit [18], ogbn-products [20], orkut [65] and ogbn-papers100m [20] (see Table 2). Except orkut, all these datasets come with input features that enable evaluating the accuracy of GNN training. The orkut dataset contains only the graph topology, so we only use it to measure epoch time for the scalability experiments. To run GNN training on it, we add synthetic input features of size 128, a train/val/test split of 60%/20%/20%. One out of two target classes is randomly assigned to each node.

Representative GNN training systems. To compare across full-graph and mini-batch distributed GNN systems, we select representative systems that incorporate the main optimizations discussed in Section 2.2. We chose systems that have a stable open-source implementation, including implementations of our target models (GCN, GraphSage, and GAT) in their repositories². We run all systems on top of PyTorch 2.0.1 and Python 3.8.10.

For full-graph training, we select PipeGCN [56], which supports asynchronous training to overlap communication and computation, and BNS-GCN [55], which uses sampling to reduce communication. Both systems partition the entire graph topology and features, and store each partition in the memory of one GPU.

For mini-batch training, we choose popular data-parallel systems that support GPU-based sampling, efficient input feature loading, and feature caching. Specifically, we use DGL [59], which only supports single-GPU caching, and Quiver [50], which supports distributed caching. DistDGL [76] is built on top of DGL and performs mini-batch training on a distributed cluster of hosts. It only supports CPU-based training and does not support caching. All the mini-batch systems we consider support only synchronous training.

Model selection and implementations. We consider standard GNN models that are commonly used to evaluate training systems: GCN, GraphSage, and GAT. We use the implementations provided with the distributions of the systems we benchmark and validate that the semantics of the implementations are consistent across different systems. This is to make sure that the model implementations are fully compliant and optimized for the respective systems and avoid introducing biases. DGL and Quiver include implementations of all the three models in its distribution. The PipeGCN distribution includes GraphSAGE, while the GCN and GAT implementations for both PipeGCN and BNS-GCN are included in the BNS-GCN distribution. For mini-batch training, we considered the standard Neighborhood Sampling algorithm for our evaluation [18].

Hyperparameter search space. The search space for hyperparameters is shown in Table 3. The first set of hyperparameters define the architecture of the GNN models. Fanout is related to the neighborhood sampling algorithm used in mini-batch training. Finally, we consider general model training parameters such as learning rate, dropout and batch size. To search this parameter space, we use random search for all the parameters to obtain the best set of hyperparameters giving the highest validation accuracy.

²DGL 1.1.2: <https://github.com/dmlc/dgl>; Quiver 0.1.0: <https://github.com/quiver-team/torch-quiver>; DistDGL: <https://github.com/dmlc/dgl/tree/master/examples/distributed>; PipeGCN: <https://github.com/GATECH-EIC/PipeGCN>; BNS-GCN: <https://github.com/GATECH-EIC/BNS-GCN>

Table 2: Dataset statistics. (*) The input features and the training data for Orkut are synthetic

Datasets	#Nodes	#Edges	#Classes	#Features	Train/Val/Test
Pubmed	19,717	108,365	3	500	18,217/500/1,000
Ogbn-arxiv	169,343	1,166,243	40	128	90,941/29,799/48,603
Reddit	232,965	11,606,919	41	602	152,410/23,699/55,334
Ogbn-products	2,449,029	61,859,140	47	100	195,922/48,980/2,204,127
Orkut	3,072,441	117,185,083	2*	128*	1,843,464/614,488/614,489*
Ogbn-papers100M	111,059,956	1,615,685,872	172	128	1,207,179/125,265/214,338

Table 3: Hyperparameter search space

Parameter	range/values
Number of Hidden Layers	[2, 10]
Size of hidden layers	[16, 1024]
Aggregator (GraphSage only)	{ mean, gcn, pool }
Number of heads (GAT only)	[1, 12]
Sampling Fanout (MB only)	[4, 50]
Learning rate	[0.0001, 0.01]
Dropout	[0.2, 0.9]
Mini-batch size (MB only)	[128, 4096]

4 PERFORMANCE EVALUATION

We evaluate the performance of our representative GNN training systems and answer two questions: *Q1) How long do representative systems take to reach the same target accuracy? Q2) How do these systems scale with a varying number of GPUs and hosts?* We mainly use time-to-accuracy as the main metric for performance comparison since it is a more informative metric than epoch time, as we will discuss.

We conduct end-to-end performance measurements because mini-batch and full-graph training systems have different implementations and use different optimizations. For a more in-depth discussion of the effect of specific systems optimizations, it is necessary to restrict the evaluation to one class of systems, as done in [70] for mini-batch systems.

4.1 Time-to-Accuracy

We start by answering question *Q1: How long do representative systems take to reach the same target accuracy?*

Methodology *Time-to-accuracy* is the time taken by any system to train to a target accuracy. To measure it, we select the target accuracies by leveraging hyperparameter tuning. Given a dataset and a GNN model, we first find a model architecture on which both training approaches (full-graph and mini-batch) converge to a similar and close-to-best accuracy, which we call *convergence accuracy*. We select the *target accuracy* as the minimum convergence accuracy across the two training approaches. We then use the same model architecture across all GNN training systems and measure their time to reach the target accuracy.

These experiments consider the two host types described in Section 3: a higher-end *NVLink* host and a lower-end *PCIe* host.

4.1.1 Single NVLink host. Table 4 shows the time to accuracy when training GraphSAGE on a single NVLink host. Full-graph training systems have a consistently lower epoch time (ET) than mini-batch training systems because they perform only one training iteration per epoch. However, their time-to-accuracy (TTA) is substantially higher compared to mini-batch systems. For example, on the largest graph we consider, ogbn-papers100m, Quiver is 6.4× faster than BNS-GCN. Similarly, for pubmed, Quiver is 2.4× faster than PipeGCN sync (lowest speed-up we observed) and for reddit, DGL is 15.2× faster than PipeGCN async (highest speed-up we observed). On average, the fastest mini-batch systems are 6.3× faster than the fastest full-graph system we considered for these datasets. This is because mini-batch training systems perform multiple training iterations and model updates per epoch and thus converge in fewer epochs.

Figure 2 shows the time-to-accuracy curves. The dotted line indicates the target accuracy. We observe mini-batch training consistently has a much faster time to accuracy across graphs with different sizes. Results on other models are shown in Appendix.

The experiments also show the impact of the systems optimizations introduced in previous work. Among the full-graph training systems, PipeGCN can substantially decrease epoch time and time-to-accuracy using asynchronous training compared to its baseline synchronous version. Sampling, as proposed by BNS-GCN, is less effective than asynchronous training on the smaller graphs, but it yields the fastest time-to-accuracy among all full-graph training systems on ogbn-papers100m.

All full-graph systems we consider fully cache the graph in GPU memory. Mini-batch training systems also cache all the graph in the GPU memory with the exception of ogbn-papers100m, which cannot be cached by DGL. This is because DGL only supports caching when the entire graph fits in the memory of each GPU, unlike Quiver which implements a distributed cache where the graph can be partitioned among multiple GPUs. Despite the lack of caching, DGL still achieves a lower time-to-accuracy than the full-graph training systems on ogbn-paper100m.

4.1.2 Multiple NVLink hosts. We perform a similar experiment using three NVLink hosts with the largest of the graphs we consider, ogbn-papers100m.

Table 5 shows the results. Figure 3 shows the corresponding time-to-accuracy curves. Quiver does not support multi-node training, so we do not include it in these experiments. We also replace DGL with its distributed version, DistDGL. The main trends are similar to the ones observed for the single-host experiments. DistDGL, which uses mini-batch training, has a much larger epoch time than the other systems, which use full-batch training. Its time-to-accuracy,

Table 4: Time to accuracy for GraphSAGE on a single NVLink host with 4 GPUs. Architectures (# layers, hidden size): pubmed - (3,256), ogbn-arxiv - (2,512), reddit - (3,1024), ogbn-products - (3,256), ogbn-papers100m - (2, 128). ET - Epoch time, TTA - Time to accuracy. For ogbn-papers100m DGL uses UVA mode for sampling and Quiver performs distributed caching. (Best results shown in bold.)

	System	pubmed	ogbn-arxiv	reddit	ogbn-products	ogbn-papers100m
Epoch time (s)	PipeGCN (FG, Sync)	0.009	0.057	1.845	2.086	1.094
	PipeGCN (FG, Async)	0.008	0.011	0.370	0.341	0.644
	BNS-GCN (FG, Sync)	0.012	0.017	0.483	0.473	0.846
	DGL (MB, Sync)	0.007	0.110	2.262	1.335	3.428
	Quiver (MB, Sync)	0.005	0.131	1.994	2.117	1.878
Time to accuracy (s)	PipeGCN (FG, Sync)	0.87	11.03	202.95	479.81	984.33
	PipeGCN (FG, Async)	1.02	3.44	103.47	122.64	553.75
	BNS-GCN (FG, Sync)	1.59	4.51	144.98	217.66	262.11
	DGL (MB, Sync)	0.44	1.10	6.78	46.73	75.42
	Quiver (MB, Sync)	0.36	0.65	9.97	84.70	41.31

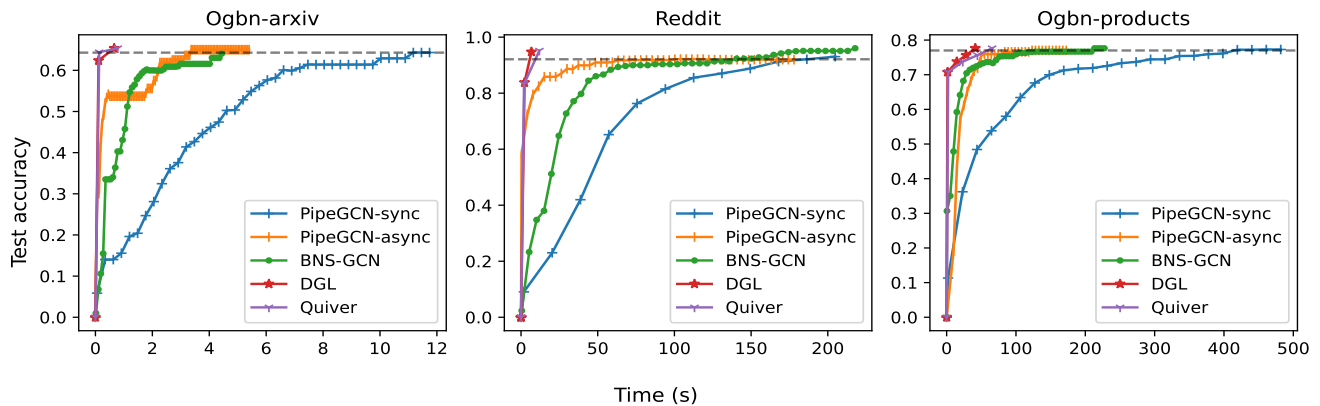


Figure 2: Time to accuracy for ogbn-arxiv, reddit, ogbn-products for GraphSAGE (single NVLink host).

Table 5: Time to accuracy with 3 NVLink hosts using the ogbn-papers100m graph and a GraphSAGE model with 2 layers and a hidden size of 128 (DistDGL- not cached, PipeGCN-Cached, BNS-GCN-Cached). (Best results shown in bold.)

	System	Time (s)
Epoch time (s)	PipeGCN (FG, Sync)	1.139
	PipeGCN (FG, Async)	0.352
	BNS-GCN (FG, Sync)	0.432
	DistDGL (MB, Sync)	4.452
Time to accuracy (s)	PipeGCN (FG, Sync)	1093.63
	PipeGCN (FG, Async)	306.59
	BNS-GCN (FG, Sync)	133.92
	DistDGL (MB, Sync)	35.62

however, is much shorter than the other systems. It is worth noting that DistDGL has a much larger time-to-accuracy than DGL on a single host (see Table 4). This is because DistDGL uses CPU-based sampling and does not support caching, unlike DGL.

Table 6: Time to accuracy and epoch time for GraphSAGE with a single PCIe host. Notation: ET - Epoch time, TTA - Time to accuracy. Architectures (# layers, hidden size): pubmed (3,256), ogbn-arxiv (2,512), reddit (4,1024) & ogbn-products (5,256). (Best results shown in bold.)

	System	pubmed	ogbn-arxiv	reddit	ogbn-products
ET (s)	PipeGCN (FG, Sync)	0.024	0.188	5.602	5.835
	PipeGCN (FG, Async)	0.020	0.067	3.278	2.526
	BNS-GCN (FG, Sync)	0.031	0.072	3.399	2.915
	DGL (MB, Sync)	0.019	0.314	9.416	7.081
	Quiver (MB, Sync)	0.019	0.216	10.272	9.246
TTA (s)	PipeGCN (FG, Sync)	2.40	36.16	616.25	1341.95
	PipeGCN (FG, Async)	2.35	20.75	917.80	909.43
	BNS-GCN (FG, Sync)	2.91	19.33	1019.64	1340.80
	DGL (MB, Sync)	1.25	3.14	28.25	247.83
	Quiver (MB, Sync)	1.32	1.08	51.36	369.85

Table 7: Time to accuracy and epoch time with 3 PCIe hosts using the ogbn-papers100m graph and a GraphSAGE model with 2 layers and a hidden size of 128 (DistDGL- not cached, PipeGCN-Cached, BNS-GCN-Cached). (Best results shown in bold.)

	System	Time (s)
Epoch time (s)	PipeGCN (FG, Sync)	22.00
	PipeGCN (FG, Async)	1.03
	BNS-GCN (FG, Sync)	2.46
	DistDGL (MB, Sync)	38.37
Time to accuracy (s)	PipeGCN (FG, Sync)	19141.48
	PipeGCN (FG, Async)	956.34
	BNS-GCN (FG, Sync)	859.26
	DistDGL (MB, Sync)	767.38

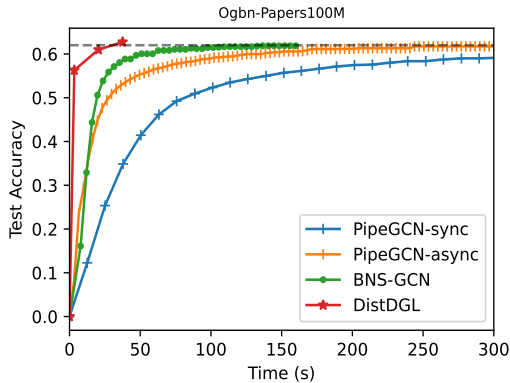


Figure 3: Time to accuracy for ogbn-papers100M on (3 NVLink hosts)

4.1.3 PCIe hosts. Table 6 reports the results for single-host training with GraphSAGE using a lower-end host setup, where NVLink is not available and cross-GPU communication within one host must occur over a slower PCIe bus. Compared to the NVLink experiments of Table 4, the epoch time of all systems is larger because the GPUs are less powerful. Full-graph training systems experience a stronger degradation in performance than DGL because they must run cross-GPU communication over PCIe, whereas DGL avoids communication by using data parallelism. Quiver also observes a performance degradation since loading data from other GPU’s cache is not as effective over the PCIe bus as it is over NVLink.

Table 7 further compares all systems using 3 PCIe hosts for the ogbn-papers100m graph. In the PCIe setup, full-graph training systems need a multi-node setup to fully cache the ogbn-papers100m graph, which is larger than the others. In the setup with 3 PCIe hosts, hosts are connected by a slower network (1 GBps instead of 25 GBps). Like in the previous experiments, DistDGL has a lower time-to-accuracy than the other full-graph training systems, but the difference is much smaller than with the NVLink setup. This is because DistDGL requires cross-host communication to perform sampling and feature loading. These costs become bottlenecks over the slow 1GBps network of the PCIe host. By contrast, full-graph

training systems are optimized to minimize communication and amortize its cost.

Takeaway. Mini-batch training enables faster time-to-accuracy compared to full-graph training since it requires fewer epochs to reach a target accuracy. This is because full-graph training systems update the model only once per epoch, whereas mini-batch training systems perform multiple iterations per epoch and update the model at each iteration. By updating the model more frequently, mini-batch training systems typically converge faster than full-graph training ones, even if their epoch time is longer.

These findings stress that time-to-accuracy measurements should always be included to provide a comprehensive comparison of systems using different training approaches. Comparing only in terms of epoch time, as is commonly done in prior work (see Table 1) does not provide a comprehensive comparison.

4.2 Scalability

Next we answer *Q2: How do systems scale with a varying number of GPUs and a varying number of hosts?* For each dataset, we pick a GNN architecture that fits in a single GPU and use the single-GPU training performance as a basis to calculate the scalability speedups.

4.2.1 Single-host scalability (NVLink). We now report the single-host scalability of our two approaches by varying the number of GPUs. We consider the GAT model since it is the most computationally demanding among the ones we considered.

Table 8 presents the results from our scalability experiment. The performance trends when training on a single GPU are similar to the ones we observed for the multi-GPU setups we discussed previously. The full-graph training systems have a much lower epoch time than the mini-batch ones but a higher time-to-accuracy.

When scaling to multiple GPUs, one important advantage of mini-batch training systems is that they can keep the amount of work per GPU constant by increasing the mini-batch size. This is not possible in full-graph training systems since the total amount of work per epoch is constant. As the number of GPU increases, the amount of work per GPU decreases but the communication cost increases, making it difficult to achieve scalability.

This effect is clear when comparing systems using synchronous training. With PipeGCN, which uses full-graph training, the cost of synchronous cross-GPU communication during the forward and backward pass of training hides the gains of reducing the computation cost per GPU.

Several optimizations in full-graph training systems address this problem. PipeGCN has a much better scalability when using asynchronous training. This enables PipeGCN to use pipelining, one of its most important features, to overlap communication and computation and to scale to up to 3.4 \times . Sampling of boundary nodes in BNS-GCN also enables good scaling, up to 3.5 \times , since the cross-GPU communication is avoided. The mini-batch systems scale almost linearly despite using synchronous training: both DGL and Quiver scale by up to 3.9 \times . Besides scalability, these systems achieve lower time-to-accuracy than the full-graph training systems in all settings. We only show ET and ET Speed-up for orkut dataset, since it is a SNAP dataset [65] with only graph structure and synthetic input features and target labels.

Table 8: Single-host scalability with the GAT model using the NVLink host. Times in seconds. (#Layers, hidden size, #heads, fanout): ogbn-arxiv - (3, 1024, 6, 25), Reddit - (2, 1024, 4, 20), ogbn-products - (3, 128, 3, 20), Orkut - (3, 128, 2, 5). ET - Epoch time, TTA - Time to Accuracy.

Dataset		ogbn-arxiv			reddit			ogbn-products			orkut	
System	# of GPUs	ET	TTA	TTA Speed-up	ET	TTA	TTA Speed-up	ET	TTA	TTA Speed-up	ET	ET speed-up
PipeGCN (Sync)	1	1.293	569.01	1.0x	4.265	4094.59	1.0x	2.058	823.36	1.0x	1.898	1.0x
	2	0.868	381.74	1.5x	2.566	2463.65	1.7x	1.341	536.20	1.5x	1.873	1.0x
	3	0.763	335.90	1.7x	2.587	2483.90	1.6x	1.129	451.64	1.8x	1.594	1.2x
	4	0.625	275.04	2.1x	1.801	1728.58	2.4x	1.033	413.28	2.0x	1.442	1.3x
PipeGCN (Async)	1	1.292	581.27	1.0x	4.268	4267.70	1.0x	2.060	782.76	1.0x	1.898	1.0x
	2	0.777	349.83	1.7x	2.309	2309.20	1.8x	1.135	431.34	1.8x	1.149	1.7x
	3	0.589	265.10	2.2x	2.309	2309.20	1.8x	0.810	307.61	2.5x	0.920	2.1x
	4	0.469	211.14	2.8x	1.312	1312.15	3.3x	0.614	233.24	3.4x	0.720	2.6x
BNS-GCN (Sync)	1	1.309	471.06	1.0x	4.189	4188.60	1.0x	2.171	455.95	1.0x	2.173	1.0x
	2	0.764	274.93	1.7x	2.315	2315.30	1.8x	1.213	254.73	1.8x	1.284	1.7x
	3	0.532	191.56	2.5x	1.724	1723.60	2.4x	0.857	179.99	2.5x	0.984	2.2x
	4	0.420	151.20	3.1x	1.395	1395.40	3.0x	0.629	132.13	3.5x	0.713	3.0x
DGL (Sync)	1	15.006	150.06	1.0x	24.006	360.09	1.0x	10.554	158.31	1.0x	14.791	1.0x
	2	7.290	72.90	2.1x	12.794	191.91	1.9x	5.827	87.40	1.8x	7.668	1.9x
	3	5.550	61.04	2.5x	8.949	134.24	2.7x	3.894	58.42	2.7x	4.940	3.0x
	4	3.871	42.58	3.5x	6.510	97.65	3.7x	2.730	40.95	3.9x	3.980	3.7x
Quiver (Sync)	1	13.813	138.13	1.0x	26.427	396.41	1.0x	11.212	168.19	1.0x	13.718	1.0x
	2	6.575	65.75	2.1x	13.764	206.46	1.9x	5.797	86.95	1.9x	7.447	1.8x
	3	4.979	49.79	2.8x	8.703	130.55	3.0x	3.993	59.90	2.8x	5.058	2.7x
	4	3.596	35.96	3.8x	6.779	101.68	3.9x	2.974	44.61	3.8x	3.855	3.6x

Table 9: Distributed scalability with the GraphSage model using 4 GPUs per host connected with NVLink . Times in seconds. (#Layers, hidden size, fanout): Orkut - (3, 512, 10), ogbn-products100M - (2, 512, 10). ET - Epoch time, TTA - Time to Accuracy. DistDGL- not cached, PipeGCN-Cached, BNS-GCN-Cached

		orkut		ogbn-papers100m		
System	# Hosts	ET	ET Speed-up	ET	TTA	TTA Speed-up
PipeGCN (Sync)	1	4.769	1.0x	3.556	924.46	1.0x
	2	4.588	1.0x	3.566	927.13	1.0x
	3	4.351	1.0x	3.933	1022.63	0.9x
PipeGCN (Async)	1	0.454	1.0x	0.759	197.57	1.0x
	2	0.341	1.3x	0.464	120.67	1.6x
	3	0.227	2.0x	0.361	93.96	2.1x
BNS-GCN (Sync)	1	0.810	1.0x	0.997	209.38	1.0x
	2	0.608	1.3x	0.762	160.10	1.3x
	3	0.405	2.0x	0.542	113.88	1.8x
DistDGL (Sync)	1	9.826	1.0x	11.561	80.93	1.0x
	2	7.305	1.3x	10.749	75.24	1.1x
	3	6.815	2.0x	6.612	46.28	1.7x

We also experiment with GraphSAGE model, and the results are shown in the Appendix. For GraphSAGE we see that synchronous PipeGCN doesn't scale at all, asynchronous PipeGCN scales up to

3.3x and BNS-GCN scales up to 2.7x. While DGL and Quiver are able to scale up to $\approx 4.0x$ and $3.8x$ respectively.

Takeaway. The mini-batch training systems show better scalability than the full-graph training ones. This is because they can tune the mini-batch size to keep the work per GPU constant to maintain high GPU utilization, unlike the full-graph training systems. The full-graph training systems also experience increasing communication costs as the number of GPUs increases. However, these overheads can be mitigated using asynchronous training and boundary nodes sampling.

4.2.2 Distributed scalability (NVLink). We now consider scaling the training of larger graphs (orkut and ogbn-papers100m) in a distributed setting of NVLink hosts, where each host has four GPUs. We consider the GraphSAGE model because it is the only one implemented in the DistDGL distribution. We do not consider Quiver because it does not support distributed training.

Table 9 shows the results for distributed scalability with NVLink enabled devices. The synchronous version of PipeGCN cannot scale when increasing the number of hosts. Using asynchronous training and boundary nodes sampling can make full-graph training systems scale much better, as we also observed for the single-host experiments. DistDGL has similar scalability trends despite the fact that it does not use GPU caching. Despite its higher epoch time compared to full-graph training systems, DistDGL achieves a much lower time-to-accuracy.

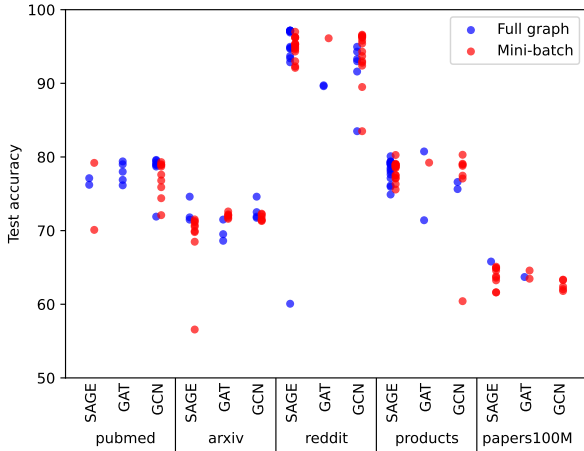


Figure 4: Test accuracy reported in literature on GNN training. [6–8, 11, 13, 15, 18, 20, 23, 26, 27, 29, 35, 38, 48, 51, 53, 55, 56, 63, 67, 68, 68, 71, 80]

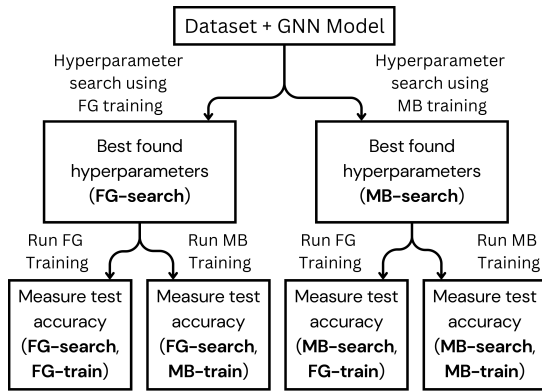


Figure 5: Methodology of our accuracy comparison between full-graph (FG) and mini-batch (MB) training.

Takeaway. The general scalability considerations we made for single-host scalability apply also to multi-host scalability. Synchronous full-graph training does not scale to multiple host. By using asynchronous training and boundary nodes sampling, PipeGCN and BNS-GCN achieve similar scalability as DistDGL, which uses mini-batch training. However, DistDGL has a lower time-to-accuracy in all configurations.

4.2.3 Single-host scalability (PCIe hosts). We run the same experiments on PCIe hosts (as done in Section 4.1.3), and observe similar results, which are shown in the. We scale the number of GPUs from one to four.

All the full-graph training systems have a lower scalability because they require communication over the PCIe bus, which is slower than NVLink. This slowdown compared to the NVLink case is particularly evident for PipeGCN sync, which can only scale up to 2.0 \times . PipeGCN async can scale up to at most 3.1 \times and BNS-GCN up to at most 3.0 \times .

Mini-batch training systems have a better scalability because they require little cross-GPU communication. DGL scales up to 3.8 \times and Quiver up to 3.5 \times .

Takeaway. The full-graph systems are more sensitive to the performance of the cross-GPU interconnect because they need to exchange vertex features between partitions at each GNN layer during the forward and backward pass. When GPUs must communicate over a slow PCIe interconnect, the scalability of these systems is lower. The mini-batch training systems use data-parallelism, which does not require exchanging vertex features across GPUs. Therefore, these systems show better scalability in the PCIe host.

5 ACCURACY EVALUATION

Even though a system takes longer than another to reach the *same* target accuracy, it could still be preferable to use it if it can converge to a *higher* accuracy. Indeed, some works on GNN systems assert that full-graph training achieves higher accuracy and that mini-batch training does not guarantee convergence [3, 34, 38, 41, 51, 52, 54–57, 67], while others claim that mini-batch training achieves higher accuracy [26, 74, 76, 77, 80].

Figure 4 summarizes the accuracy values reported in the literature we reviewed for different GNN models and datasets. Each point in the graph represents the test accuracy reported for a specific GNN model-dataset pair in one of the papers we reviewed. The figure illustrates a wide distribution of accuracy values for the same dataset and model combination.

In this Section, we shed light onto this apparent contradiction and answer two questions: Q3) *What is the best accuracy we can achieve using full-graph and mini-batch training?* Q4) *What accuracy can we achieve when using a training method with the best hyperparameters found for the other method?* In practice, the cost of training a model also depends on how long it takes to find good hyperparameters. Therefore, we also consider the following question: Q5) *How sensitive are the two training methods to changes in the hyperparameters?*

Methodology To compare maximum accuracies among full-graph and mini-batch training, we use the methodology depicted in Figure 5. Given a dataset and a GNN model, we conduct two separate hyperparameter searches, one using full-graph training and one using mini-batch training. This is because the two training methods can have different sets of best hyperparameters for the same dataset and model. The space of hyperparameters we consider is shown in Table 3. The best hyperparameter settings we obtained using the two training methods are denoted as FG-SEARCH and MB-SEARCH. We then run full-graph and mini-batch training on both settings, measure the test accuracy, and denote it as FG-TRAIN and MB-TRAIN respectively. This yields a total of four accuracy combinations per dataset and GNN model. We report all the hyperparameter settings we found in the Appendix.

To factor out any accuracy bias due to systems-level optimizations, we perform synchronous training with PipeGCN and DGL. We validate our results by verifying that given a dataset, model, and training method, our hyperparameter search achieves accuracy values that are equal to or better than the best accuracy value reported in the literature reviewed in Section 2.3.

5.1 Accuracy with the Best Setting

We start by answering question *Q3) What is the best accuracy we can achieve using full-graph and mini-batch training?* Answering this question shows whether there is one method that consistently reach higher accuracy than another. When the hyperparameters are properly set, whether full-graph training achieves higher accuracy than mini-batch training or vice versa depends on the dataset-GNN model pairs.

The accuracy results for the GraphSAGE model are shown in Table 10. Given a dataset, we must compare the accuracies obtained for two combinations: (FG-SEARCH, FG-TRAIN) for full-graph training and (MB-SEARCH, MB-TRAIN) for mini-batch training. The results are averaged after 5 runs.

The results show that the accuracies are similar across training methods. For the GraphSAGE model, each method can yield higher accuracy than the other, depending on the dataset. The largest gap between the accuracies obtained with the two methods is less than 0.9% in favor of full-graph training and averaging around 0.3%. We ran a similar analysis for the GCN and GAT model, and we report the results in the Appendix. With the GAT model, the largest gap is slightly higher, up to 1.1% in favor of full-graph training and the average is around 0.6%. Gaps are higher for GCN, which is a simpler model and turns out to be more sensitive to the choice of hyperparameters. The largest gap in this case is 3.6% in favor of mini-batch training and the average is around 1.27%.

Takeaway. These results indicate that no training method alone guarantees higher accuracy than the other and the gap between the two methods is typically small (i.e., less than 3.6% accuracy). If achieving the highest accuracy is an absolute priority regardless of the training cost, it is advisable to conduct hyperparameter search twice using both training methods. Otherwise, using either of the two methods is likely to produce similar accuracy in the absence of other systems-level optimizations such as asynchronous training or boundary node sampling.

5.2 Accuracy with Sub-Optimal Setting

We now answer the next question *Q4) What accuracy can we achieve when using a training method with the best hyperparameters found for the other method?* This shows how the outcome of the comparison between the two training approaches can change when using sub-optimal hyperparameter settings.

To answer this question for the case of the GraphSAGE model, we still look at Table 10. Given a dataset, the FG-SEARCH column reports the accuracy achieved with the two training methods using the hyperparameter setting where full-graph training works best. Mini-batch training performs worse than full-graph training, but only by a small margin. The largest gap between MB-TRAIN and FG-TRAIN is for the ogbn-arxiv graph (1.03%).

The MB-SEARCH column compares the two training methods using the best hyperparameters we found for mini-batch training. Full-graph training has lower accuracy than mini-batch training and the gap between the two methods is larger, reaching 6.22% for the reddit dataset.

Our evaluation on GAT and GCN, which is reported on the Appendix, leads to similar conclusions. For GAT, largest difference between FG-train and MB-train is 2.85% in favor of MB-search

for the ogbn-arxiv dataset and 1.9% in favor of FG-search for the pubmed dataset. For GCN, it is 1.36% in favor of FG-search for the reddit dataset and 5.5% in favor of MB-search for the pubmed dataset.

Takeaway. These results show that given a dataset and GNN model, each training method can outperform the other depending on the choice of the hyperparameters. This corroborates our choice of performing two separate hyperparameter searches, one per training method, for our comparison. It also potentially explains why existing work shows inconsistent evidence about which training method leads to higher accuracy. We hypothesize that the large variations in accuracy shown in Figure 4 is due to the difference in the choice of hyperparameter settings, which can greatly impact the accuracy and performance of GNN training.

Mini-batch training still performs relatively well in settings where full-graph training performs best, but the opposite is not true. This is an indication that mini-batch training is more robust to different hyperparameter settings, potentially making hyperparameter search easier. We will further corroborate this thesis in later experiments.

5.3 Ease of Hyperparameter Search

We finally answer our last question focusing on accuracy and hyperparameter search, which is *Q5) How sensitive are the two training methods to changes in the hyperparameters?* We evaluate the ease of finding a good hyperparameter setting using the two training approaches by measuring how accuracy varies as we vary the model architecture hyperparameters, i.e., the number of hidden layers and the size of the hidden vertex dimensions.

We trained each model for a maximum of 1000 epochs, stopping earlier if we the validation accuracy doesn't increase for 50 epochs.

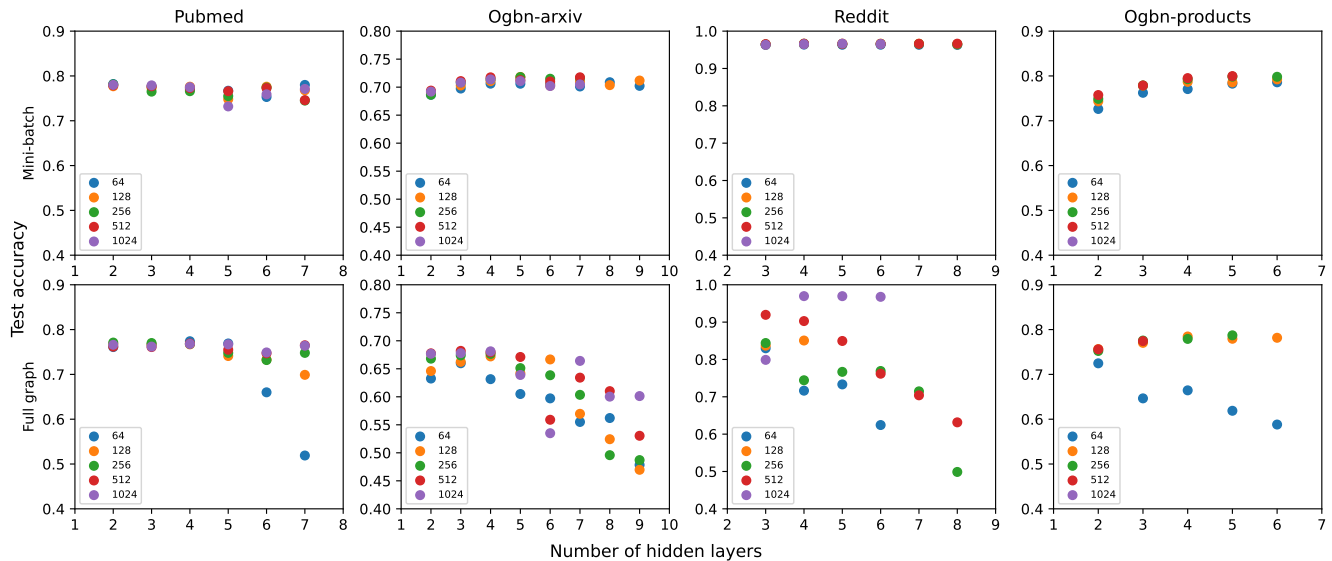
Figure 6 illustrates the best test accuracy when training the GraphSAGE model, top row shows mini-batch training experiments and the bottom row shows synchronous full-graph training. Notably, mini-batch training demonstrates remarkable consistency across varying model architectures. In contrast, full-graph training exhibits a wider range of variations in test accuracy when the architecture changes. We observed similar results for GCN and GAT models, which are shown in the Appendix.

Figure 6 and the other results for GCN and GAT, which are reported in the Appendix, clearly show the effect of over-smoothing, which appears in GNNs at increased depths [43]. Mini-batch training on GraphSAGE does not show smoothing with up to 8 layers in Figure 6. In a set of separate experiments we found that over-smoothing does occur with mini-batch training, but only after we increase the number of layers to 16 or higher. Our experiments for GCN and GAT show that oversmoothing occurs at lower depths for mini-batch training but the resulting accuracy drop is still much less than that with full-graph training (see the Appendix).

Takeaway. These results highlight the robustness of mini-batch training to alterations in model architecture. Full-graph training appears to be more sensitive to changes in architecture, so it requires a more careful and potentially expensive hyperparameter search. Whereas mini-batch training is consistently less sensitive to changes of those parameters than full-graph training, across all

Table 10: Accuracy (%) of GraphSage using hyperparameter tuning method in Figure 5.

	Pubmed		Ogbn-arxiv		Reddit		Ogbn-products		Ogbn-papers100M	
	FG-search	MB-search	FG-search	MB-search	FG-search	MB-search	FG-search	MB-search	FG-search	MB-search
FG-train	77.40 ± 00.04	76.10 ± 00.67	71.76 ± 00.16	67.21 ± 00.9	96.94 ± 00.01	90.28 ± 00.63	79.29 ± 00.15	76.60 ± 00.32	62.82 ± 00.01	61.74 ± 00.13
MB-train	77.00 ± 00.39	78.20 ± 00.32	70.73 ± 00.38	71.67 ± 00.30	96.52 ± 00.14	96.82 ± 00.04	78.72 ± 00.07	78.84 ± 00.12	62.52 ± 00.04	62.77 ± 00.02

**Figure 6: Sensitivity to the number of layers and hidden size for GraphSAGE model.**

the GNN models we consider. In addition, mini-batch training is much less prone to the oversmoothing problem [43] that affects deep GNN models with many layers.

6 CONCLUSION

This work is motivated by the need to understand the state of the art in GNN training systems, given the absence of consistent empirical evidence comparing full-graph and mini-batch training systems. It first conducted an in-depth literature survey and investigated the reasons for the inconsistent claims and the lack of empirical evidence in the literature. It further provided a thorough empirical evaluation comparing representative systems supporting the two approaches on various GNNs and datasets.

The study reveals that the mini-batch training systems we considered consistently achieve faster convergence time, measured as time-to-accuracy, compared to full-graph training, regardless of the choice of the dataset, GNN models, and hardware settings. The study also shows that using time-to-accuracy as a metric is more relevant than comparing epoch times for systems that have different convergence criteria. Systems of both types can achieve similar accuracy when hyperparameter tuning is performed separately for full-graph and mini-batch training.

Our work stresses the importance of comparing GNN training systems of both classes in future work in this area. Using time-to-accuracy as the main metric for comparison across areas is important, as is performing separate hyperparameter tuning for the two

training methods. These findings are relevant to both machine learning practitioners who utilize GNN training systems and systems researchers involved in their design and evaluation.

REFERENCES

- [1] Xin Ai, Qiang Wang, Chunyu Cao, Yanfeng Zhang, Chaoyi Chen, Hao Yuan, Yu Gu, and Ge Yu. 2023. NeutronOrch: Rethinking Sample-based GNN Training under CPU-GPU Heterogeneous Environments. *arXiv preprint arXiv:2311.13225* (2023).
- [2] Youhui Bai, Cheng Li, Zhiqi Lin, Yufei Wu, Youshan Miao, Yunxin Liu, and Yinlong Xu. 2021. Efficient Data Loader for Fast Sampling-Based GNN Training on Large Graphs. *IEEE Transactions on Parallel and Distributed Systems* 32, 10 (2021), 2541–2556.
- [3] Zhenkun Cai, Xiao Yan, Yidi Wu, Kaihao Ma, James Cheng, and Fan Yu. 2021. DGCL: An efficient communication library for distributed GNN training. In *Proceedings of the Sixteenth European Conference on Computer Systems*. 130–144.
- [4] Zhenkun Cai, Qihui Zhou, Xiao Yan, Da Zheng, Xiang Song, Chenguang Zheng, James Cheng, and George Karypis. 2023. DSP: Efficient GNN Training with Multiple GPUs. In *Proceedings of the 28th ACM SIGPLAN Annual Symposium on Principles and Practice of Parallel Programming (PPoPP '23)*. 392–404.
- [5] Jingji Chen, Zhuoming Chen, and Xuehai Qian. 2023. GNNPipe: Scaling Deep GNN Training with Pipelined Model Parallelism. *arXiv:2308.10087 [cs.DC]*
- [6] Jie Chen, Tengfei Ma, and Cao Xiao. 2018. FastGCN: Fast Learning with Graph Convolutional Networks via Importance Sampling. *arXiv:1801.10247 [cs.LG]*
- [7] Jianfei Chen, Jun Zhu, and Le Song. 2018. Stochastic Training of Graph Convolutional Networks with Variance Reduction. *arXiv:1710.10568 [stat.ML]*
- [8] Wei-Lin Chiang, Xuanqing Liu, Si Si, Yang Li, Samy Bengio, and Cho-Jui Hsieh. 2019. Cluster-GCN: An Efficient Algorithm for Training Deep and Large Graph Convolutional Networks. In *Proceedings of the 25th ACM SIGKDD International Conference on Knowledge Discovery & Data Mining (KDD '19)*. 257–266.
- [9] Gunduz Vehbi Demirci, Aparajita Haldar, and Hakan Ferhatosmanoglu. 2022. Scalable Graph Convolutional Network Training on Distributed-Memory Systems. *Proc. VLDB Endow.* 16, 4 (dec 2022), 711–724.

- [10] Alin Deutsch, Yu Xu, Mingxi Wu, and Victor Lee. 2019. Tigergraph: A native MPP graph database. *arXiv preprint arXiv:1901.08248* (2019).
- [11] dmlc dgl. 2023. dmlc/dgl. <https://github.com/dmlc/dgl/tree/master>
- [12] Jialin Dong, Da Zheng, Lin F Yang, and George Karypis. 2021. Global neighbor sampling for mixed CPU-GPU training on giant graphs. In *Proceedings of the 27th ACM SIGKDD Conference on Knowledge Discovery & Data Mining*. 289–299.
- [13] Fabrizio Frasca, Emanuele Rossi, Davide Eynard, Benjamin Chamberlain, Michael Bronstein, and Federico Monti. 2020. SIGN: Scalable Inception Graph Neural Networks. In *ICML 2020 Workshop on Graph Representation Learning and Beyond*.
- [14] Swapnil Gandhi and Anand Padmanabha Iyer. 2021. P3: Distributed Deep Graph Learning at Scale. In *15th USENIX Symposium on Operating Systems Design and Implementation (OSDI 21)*. 551–568.
- [15] Johannes Gasteiger, Chendi Qian, and Stephan Günnemann. 2022. Influence-Based Mini-Batching for Graph Neural Networks. In *Proceedings of the First Learning on Graphs Conference (Proceedings of Machine Learning Research)*, Vol. 198. 9:1–9:19.
- [16] Ping Gong, Renjie Liu, Zunyao Mao, Zhenkun Cai, Xiao Yan, Cheng Li, Minjie Wang, and Zhuozhao Li. 2023. gSampler: General and efficient GPU-based graph sampling for graph learning. In *ACM 2023 Symposium on Operating Systems Principles (SOSP)*.
- [17] Will Hamilton, Payal Bajaj, Marinka Zitnik, Dan Jurafsky, and Jure Leskovec. 2018. Embedding logical queries on knowledge graphs. *Advances in neural information processing systems* 31 (2018).
- [18] William L. Hamilton, Rex Ying, and Jure Leskovec. 2017. Inductive Representation Learning on Large Graphs. In *NIPS*.
- [19] Weihua Hu, Matthias Fey, Hongyu Ren, Maho Nakata, Yuxiao Dong, and Jure Leskovec. 2021. OGB-LSC: A Large-Scale Challenge for Machine Learning on Graphs. *arXiv preprint arXiv:2103.09430* (2021).
- [20] Weihua Hu, Matthias Fey, Marinka Zitnik, Yuxiao Dong, Hongyu Ren, Bowen Liu, Michele Catasta, and Jure Leskovec. 2020. Open graph benchmark: Datasets for machine learning on graphs. *Advances in neural information processing systems* 33 (2020), 22118–22133.
- [21] Wenbing Huang, Tong Zhang, Yu Rong, and Junzhou Huang. 2018. Adaptive sampling towards fast graph representation learning. *Advances in neural information processing systems* 31 (2018).
- [22] Abhinav Jangda, Sandeep Polisetty, Arjun Guha, and Marco Serafini. 2021. Accelerating Graph Sampling for Graph Machine Learning using GPUs. In *European Conference on Computer Systems (EuroSys)*.
- [23] Zhihao Jia, Sina Lin, Mingyu Gao, Matei Zaharia, and Alex Aiken. 2020. Improving the accuracy, scalability, and performance of graph neural networks with roc. *Proceedings of Machine Learning and Systems* 2 (2020), 187–198.
- [24] Peng Jiang and Masuma Akter Rumi. 2021. Communication-efficient sampling for distributed training of graph convolutional networks. *arXiv preprint arXiv:2101.07706* (2021).
- [25] Tim Kaler, Alexandros Iliopoulos, Philip Murzynowski, Tao Schardl, Charles E Leiserson, and Jie Chen. 2023. Communication-efficient graph neural networks with probabilistic neighborhood expansion analysis and caching. *Proceedings of Machine Learning and Systems* 5 (2023).
- [26] Tim Kaler, Nickolas Stathas, Anne Ouyang, Alexandros-Stavros Iliopoulos, Tao Schardl, Charles E Leiserson, and Jie Chen. 2022. Accelerating training and inference of graph neural networks with fast sampling and pipelining. *Proceedings of Machine Learning and Systems* 4 (2022), 172–189.
- [27] Thomas N. Kipf and Max Welling. 2017. Semi-Supervised Classification with Graph Convolutional Networks. In *International Conference on Learning Representations (ICLR)*.
- [28] Süreyya Emre Kurt, Jinghua Yan, Aravind Sukumaran-Rajam, Prashant Pandey, and P. Sadayappan. 2023. Communication Optimization for Distributed Execution of Graph Neural Networks. In *2023 IEEE International Parallel and Distributed Processing Symposium (IPDPS)*. 512–523. <https://doi.org/10.1109/IPDPS54959.2023.00058>
- [29] Xunkai Li, Jingyuan Ma, Zhengyu Wu, Daohan Su, Wentao Zhang, Rong-Hua Li, and Guoren Wang. 2024. Rethinking Node-wise Propagation for Large-scale Graph Learning. In *Proceedings of the ACM on Web Conference 2024 (WWW '24)*. 560–569.
- [30] Haiyang Lin, Mingyu Yan, Xiaochun Ye, Dongrui Fan, Shirui Pan, Wenguang Chen, and Yuan Xie. 2023. A comprehensive survey on distributed training of graph neural networks. *Proc. IEEE* (2023).
- [31] Zhiqi Lin, Cheng Li, Youshan Miao, Yunxin Liu, and Yinlong Xu. 2020. PaGraph: Scaling GNN training on large graphs via computation-aware caching. *Proceedings of the 11th ACM Symposium on Cloud Computing* (10 2020). <https://doi.org/10.1145/3419111.3421281>
- [32] Tianfeng Liu, Yangrui Chen, Dan Li, Chuan Wu, Yibo Zhu, Jun He, Yanghua Peng, Hongzheng Chen, Hongzhi Chen, and Chuanxiong Guo. 2023. {BGL}:{GPU-Efficient} {GNN} Training by Optimizing Graph Data {I/O} and Preprocessing. In *20th USENIX Symposium on Networked Systems Design and Implementation (NSDI 23)*. 103–118.
- [33] Zirui Liu, Kaixiong Zhou, Fan Yang, Li Li, Rui Chen, and Xia Hu. 2021. Exact: Scalable graph neural networks training via extreme activation compression. In *International Conference on Learning Representations*.
- [34] Lingxiao Ma, Zhi Yang, Youshan Miao, Jilong Xue, Ming Wu, Lidong Zhou, and Yafei Dai. 2019. NeuGraph: Parallel Deep Neural Network Computation on Large Graphs. In *2019 USENIX Annual Technical Conference (USENIX ATC 19)*. 443–458.
- [35] Vasimuddin Md, Sanchit Misra, Guixiang Ma, Ramanarayan Mohanty, Evangelos Georganas, Alexander Heinecke, Dhiraj Kalamkar, Nesreen K Ahmed, and Sasikanth Avancha. 2021. Distgmn: Scalable distributed training for large-scale graph neural networks. In *Proceedings of the International Conference for High Performance Computing, Networking, Storage and Analysis*. 1–14.
- [36] Seung Won Min, Kun Wu, Mert Hidayetoglu, Jinjun Xiong, Xiang Song, and Wenmei Hwu. 2022. Graph neural network training and data tiering. In *Proceedings of the 28th ACM SIGKDD Conference on Knowledge Discovery and Data Mining*. 3555–3565.
- [37] Seung Won Min, Kun Wu, Sitao Huang, Mert Hidayetoglu, Jinjun Xiong, Eiman Ebrahimi, Deming Chen, and Wenmei Hwu. 2021. Large graph convolutional network training with GPU-oriented data communication architecture. *Proc. VLDB Endow.* 14, 11 (jul 2021), 2087–2100.
- [38] Hesham Mostafa. 2022. Sequential Aggregation and Rematerialization: Distributed Full-batch Training of Graph Neural Networks on Large Graphs. *MLSys* (2022).
- [39] Galileo Namata, Ben London, Lise Getoor, Bert Huang, and U Edu. 2012. Query-driven active surveying for collective classification. In *10th international workshop on mining and learning with graphs*, Vol. 8. 1.
- [40] Santosh Pandey, Lingda Li, Adolfo Hoisie, Xiaoye S Li, and Hang Liu. 2020. C-SAW: A framework for graph sampling and random walk on GPUs. In *SC20: International Conference for High Performance Computing, Networking, Storage and Analysis*. IEEE, 1–15.
- [41] Jingshu Peng, Zhao Chen, Yingxia Shao, Yanyan Shen, Lei Chen, and Jiannong Cao. 2022. Sancus: staleness-aware communication-avoiding full-graph decentralized training in large-scale graph neural networks. *Proc. VLDB Endow.* 15, 9 (2022), 1937–1950.
- [42] Sandeep Polisetty, Juelin Liu, Kobi Falus, Yi Ren Fung, Seung-Hwan Lim, Hui Guan, and Marco Serafini. 2023. GSplit: Scaling Graph Neural Network Training on Large Graphs via Split-Parallelism. *arXiv preprint arXiv:2303.13775* (Mar. 2023).
- [43] T. Konstantin Rusch, Michael M. Bronstein, and Siddhartha Mishra. 2023. A Survey on Oversmoothing in Graph Neural Networks. *arXiv:2303.10993 [cs.LG]*
- [44] Michael Schlichtkrull, Thomas N Kipf, Peter Bloem, Rianne Van Den Berg, Ivan Titov, and Max Welling. 2018. Modeling relational data with graph convolutional networks. In *The semantic web: 15th international conference, ESWC 2018, Heraklion, Crete, Greece, June 3–7, 2018, proceedings* 15. Springer, 593–607.
- [45] Yingxia Shao, Hongzheng Li, Xizhi Gu, Hongbo Yin, Yawen Li, Xupeng Miao, Wentao Zhang, Bin Cui, and Lei Chen. 2024. Distributed graph neural network training: A survey. *Comput. Surveys* 56, 8 (2024), 1–39.
- [46] Xiaoni Song, Yiwen Zhang, Rong Chen, and Haibo Chen. 2023. UGACHE: A Unified GPU Cache for Embedding-Based Deep Learning. In *Proceedings of the 29th Symposium on Operating Systems Principles (SOSP '23)*. 627–641.
- [47] Zhen Song, Yu Gu, Tianyi Li, Qing Sun, Yanfeng Zhang, Christian S Jensen, and Ge Yu. 2023. ADGNN: Towards Scalable GNN Training with Aggregation-Difference Aware Sampling. *Proceedings of the ACM on Management of Data* 1, 4 (2023), 1–26.
- [48] Song, Xiang and Aws, A and Usa, Runjie and Ma, and Shanghai, Aws and Lab, A and Li, China and Zhang, Muhan and David Wipf. 2021. Network In Graph Neural Network. <https://arxiv.org/pdf/2111.11638.pdf>
- [49] Jie Sun, Li Su, Zuocheng Shi, Wenting Shen, Zeke Wang, Lei Wang, Jie Zhang, Yong Li, Wenyuan Yu, Jingren Zhou, and Fei Wu. 2023. Legion: Automatically Pushing the Envelope of Multi-GPU System for Billion-Scale GNN Training. In *2023 USENIX Annual Technical Conference (USENIX ATC 23)*. 165–179.
- [50] Zeyuan Tan, Xiulong Yuan, Congjie He, Man-Kit Sit, Guo Li, Xiaozhe Liu, Baole Ai, Kai Zeng, Peter Pietzuch, and Luo Mai. 2023. Quiver: Supporting GPUs for Low-Latency, High-Throughput GNN Serving with Workload Awareness. *arXiv:2305.10863*
- [51] John Thorpe, Yifan Qiao, Jonathan Eyolfson, Shen Teng, Guanzhou Hu, Zhihao Jia, Jinliang Wei, Keval Vora, Ravi Netravali, Miryung Kim, et al. 2021. Dorylus: Affordable, scalable, and accurate {GNN} training with distributed {CPU} servers and serverless threads. In *15th USENIX Symposium on Operating Systems Design and Implementation (OSDI 21)*. 495–514.
- [52] Alok Tripathy, Katherine Yelick, and Aydın Buluç. 2020. Reducing communication in graph neural network training. In *SC20: International Conference for High Performance Computing, Networking, Storage and Analysis*. IEEE, 1–14.
- [53] Petar Veličković, Guillem Cucurull, Arantxa Casanova, Adriana Romero, Pietro Liò, and Yoshua Bengio. 2018. Graph Attention Networks. *International Conference on Learning Representations* (2018). <https://openreview.net/forum?id=rJXmpikCZ> accepted as poster.
- [54] Borui Wan, Juntao Zhao, and Chuan Wu. 2023. Adaptive message quantization and parallelization for distributed full-graph gnn training. *Proceedings of Machine Learning and Systems* 5 (2023).

- [55] Cheng Wan, Youjie Li, Ang Li, Nam Sung Kim, and Yingyan Lin. 2022. BNS-GCN: Efficient Full-graph Training of Graph Convolutional Networks with Partition-parallelism and Random Boundary Node Sampling. *Proceedings of Machine Learning and Systems* 4 (2022), 673–693.
- [56] C Wan, Y Li, Cameron R Wolfe, A Kyrillidis, Nam S Kim, and Y Lin. 2022. PipeGCN: Efficient Full-Graph Training of Graph Convolutional Networks with Pipelined Feature Communication. In *The Tenth International Conference on Learning Representations (ICLR 2022)*.
- [57] Xinchun Wan, Kaiqiang Xu, Xudong Liao, Yilun Jin, Kai Chen, and Xin Jin. 2023. Scalable and Efficient Full-Graph GNN Training for Large Graphs. *Proc. ACM Manag. Data* 1, 2 (2023).
- [58] Lei Wang, Qiang Yin, Chao Tian, Jianbang Yang, Rong Chen, Wenyuan Yu, Zihang Yao, and Jingren Zhou. 2021. FlexGraph: a flexible and efficient distributed framework for GNN training. In *Proceedings of the Sixteenth European Conference on Computer Systems*. 67–82.
- [59] Minjie Wang, Da Zheng, Zihao Ye, Quan Gan, Mufei Li, Xiang Song, Jinjing Zhou, Chao Ma, Lingfan Yu, Yu Gai, Tianjun Xiao, Tong He, George Karypis, Jinyang Li, and Zheng Zhang. 2019. Deep Graph Library: A Graph-Centric, Highly-Performant Package for Graph Neural Networks. *arXiv preprint arXiv:1909.01315* (2019).
- [60] Pengyu Wang, Chao Li, Jing Wang, Taolei Wang, Lu Zhang, Jingwen Leng, Quan Chen, and Minyi Guo. 2021. Skywalker: Efficient Alias-Method-Based Graph Sampling and Random Walk on GPUs. In *2021 30th International Conference on Parallel Architectures and Compilation Techniques (PACT)*. IEEE, 304–317.
- [61] Qiange Wang, Yao Chen, Weng-Fai Wong, and Bingsheng He. 2023. HongTu: Scalable Full-Graph GNN Training on Multiple GPUs. *Proceedings of the ACM on Management of Data* 1, 4 (2023), 1–27.
- [62] Qiange Wang, Yanfeng Zhang, Hao Wang, Chaoyi Chen, Xiaodong Zhang, and Ge Yu. 2022. NeutronStar: Distributed GNN Training with Hybrid Dependency Management. *Proceedings of the 2022 International Conference on Management of Data* (06 2022).
- [63] Qitian Wu, Wentao Zhao, Chenxiao Yang, Hengrui Zhang, Fan Nie, Haitian Jiang, Yatao Bian, and Junchi Yan. 2024. Simplifying and empowering transformers for large-graph representations. *Advances in Neural Information Processing Systems* 36 (2024).
- [64] Dongxu Yang, Junhong Liu, Jiaying Qi, and Junjie Lai. 2022. WholeGraph: A Fast Graph Neural Network Training Framework with Multi-GPU Distributed Shared Memory Architecture. *SC22: International Conference for High Performance Computing, Networking, Storage and Analysis* (2022), 1–14.
- [65] Jaewon Yang and Jure Leskovec. 2012. Defining and evaluating network communities based on ground-truth. In *Proceedings of the ACM SIGKDD Workshop on Mining Data Semantics*. 1–8.
- [66] Jianbang Yang, Dahai Tang, Xiaoni Song, Lei Wang, Qiang Yin, Rong Chen, Wenyuan Yu, and Jingren Zhou. 2022. GNNLab: A Factored System for Sample-Based GNN Training over GPUs. In *Proceedings of the Seventeenth European Conference on Computer Systems (EuroSys '22)*. 417–434.
- [67] Shuangyan Yang, Minjia Zhang, Wenqian Dong, and Dong Li. 2023. Betty: Enabling Large-Scale GNN Training with Batch-Level Graph Partitioning. *Proceedings of the 28th ACM International Conference on Architectural Support for Programming Languages and Operating Systems* (2023).
- [68] Kai-Lang Yao and Wu-Jun Li. 2021. Blocking-based Neighbor Sampling for Large-scale Graph Neural Networks. In *IJCAI*. 3307–3313.
- [69] Rex Ying, Ruining He, Kaifeng Chen, Pong Eksombatchai, William L Hamilton, and Jure Leskovec. 2018. Graph convolutional neural networks for web-scale recommender systems. In *Proceedings of the 24th ACM SIGKDD International Conference on Knowledge Discovery & Data Mining*. 974–983.
- [70] Hao Yuan, Yajiong Liu, Yanfeng Zhang, Xin Ai, Qiange Wang, Chaoyi Chen, Yu Gu, and Ge Yu. 2024. Comprehensive Evaluation of GNN Training Systems: A Data Management Perspective. *Proc. VLDB Endow* 17, 6 (may 2024), 1241–1254.
- [71] Hanqing Zeng, Hongkuan Zhou, Ajitesh Srivastava, Rajgopal Kannan, and Viktor Prasanna. 2019. Accurate, Efficient and Scalable Graph Embedding. In *2019 IEEE International Parallel and Distributed Processing Symposium (IPDPS)*.
- [72] Dalong Zhang, Xin Huang, Ziqi Liu, Jun Zhou, Zhiyang Hu, Xianzheng Song, Zhibang Ge, Lin Wang, Zhiqiang Zhang, and Yuan Qi. 2020. AGL: a scalable system for industrial-purpose graph machine learning. *Proc. VLDB Endow* 13, 12 (2020), 3125–3137.
- [73] Xin Zhang, Yanyan Shen, Yingxia Shao, and Lei Chen. 2023. DUCATI: A Dual-Cache Training System for Graph Neural Networks on Giant Graphs with the GPU. *Proceedings of the ACM on Management of Data* 1, 2 (2023), 1–24.
- [74] Guoyi Zhao, Tian Zhou, and Lixin Gao. 2021. CM-GCN: A Distributed Framework for Graph Convolutional Networks using Cohesive Mini-batches. In *2021 IEEE International Conference on Big Data (Big Data)*. 153–163. <https://doi.org/10.1109/BigData52589.2021.9671931>
- [75] Chenguang Zheng, Hongzhi Chen, Yuxuan Cheng, Zhezheng Song, Yifan Wu, Changji Li, James Cheng, Hao Yang, and Shuai Zhang. 2022. ByteGNN: Efficient Graph Neural Network Training at Large Scale. *Proc. VLDB Endow* 15, 6 (feb 2022), 1228–1242. <https://doi.org/10.14778/3514061.3514069>
- [76] Da Zheng, Chao Ma, Minjie Wang, Jinjing Zhou, Qidong Su, Xiang Song, Quan Gan, Zheng Zhang, and George Karypis. 2020. Distdgl: distributed graph neural network training for billion-scale graphs. In *2020 IEEE/ACM 10th Workshop on Irregular Applications: Architectures and Algorithms (IA3)*. IEEE, 36–44.
- [77] Da Zheng, Xiang Song, Chengru Yang, Dominique LaSalle, and George Karypis. 2022. Distributed Hybrid CPU and GPU training for Graph Neural Networks on Billion-Scale Heterogeneous Graphs. *Proceedings of the 28th ACM SIGKDD Conference on Knowledge Discovery and Data Mining* (08 2022).
- [78] Rong Zhu, Kun Zhao, Hongxia Yang, Wei Lin, Chang Zhou, Baole Ai, Yong Li, and Jingren Zhou. 2019. AliGraph: a comprehensive graph neural network platform. *Proceedings of the VLDB Endowment* 12, 12 (2019), 2094–2105.
- [79] Marinka Zitnik, Monica Agrawal, and Jure Leskovec. 2018. Modeling polypharmacy side effects with graph convolutional networks. *Bioinformatics* 34, 13 (jun 2018), i457–i466.
- [80] Difan Zou, Ziniu Hu, Yewen Wang, Song Jiang, Yizhou Sun, and Quanquan Gu. 2019. Layer-dependent importance sampling for training deep and large graph convolutional networks. *Advances in neural information processing systems* 32 (2019).

APPENDIX

The results for highest achievable accuracy for GAT and GCN model are shown in Table 11 and Table 12. Given a dataset, we must compare the accuracies obtained for two combinations: (FG-SEARCH, FG-TRAIN) for full-graph training and (MB-SEARCH, MB-TRAIN) for mini-batch training. The results are averaged after 5 runs.

Table 13 shows the best architectures obtained for every model-dataset combination.

Figure 7 and Figure 8 illustrate the best test accuracy when training the GCN and GAT respectively. The top row shows mini-batch training experiments and the bottom row shows synchronous full-graph training.

Table 14 shows the results of the time to accuracy experiment for GAT model on a single host with NVLink connectivity.

Table 15 shows the results for the scalability experiments for GAT model on PCIe setup and Table 16 shows the results of the scalability experiment on the NVLink setup.

Table 11: Convergence for GAT model

	Pubmed		Ogbn-arxiv		Reddit		Ogbn-products	
	FG-search	MB-search	FG-search	MB-search	FG-search	MB-search	FG-search	MB-search
FG-train	77.70 \pm 00.50	77.20 \pm 00.34	71.74 \pm 00.22	67.77 \pm 00.31	95.17 \pm 00.20	93.00 \pm 00.23	74.43 \pm 00.05	73.33 \pm 00.15
MB-train	75.80 \pm 00.06	78.50 \pm 00.03	70.19 \pm 00.16	70.63 \pm 00.12	94.58 \pm 00.14	95.58 \pm 00.13	74.27 \pm 00.07	74.57 \pm 00.07

Table 12: Convergence for GCN model

	PUBMED		OGBN-ARXIV		REDDIT		OGBN-PRODUCTS	
	FG-SEARCH	MB-SEARCH	FG-SEARCH	MB-SEARCH	FG-SEARCH	MB-SEARCH	FG-SEARCH	MB-SEARCH
FG-TRAIN	79.40 \pm 00.12	75.10 \pm 00.37	71.54 \pm 00.21	69.32 \pm 00.22	94.67 \pm 00.20	93.64 \pm 00.10	75.71 \pm 00.18	73.81 \pm 00.13
MB-TRAIN	78.20 \pm 00.16	78.70 \pm 00.23	70.54 \pm 00.16	71.00 \pm 00.16	93.31 \pm 00.14	94.41 \pm 00.14	75.27 \pm 00.07	79.31 \pm 00.04

Table 13: Best architectures

MODEL	TRAINING TECHNIQUE	ARCHITECTURE	PUBMED	OGBN-ARXIV	REDDIT	OGBN-PRODUCTS
GRAPHSAGE	FG	LAYERS	4	3	4	5
		HIDDEN SIZE	64	512	1024	512
	MB	LAYERS	2	5	4	5
		HIDDEN SIZE	256	128	512	256
GAT	FG	LAYERS	3	3	2	2
		HIDDEN SIZE	1024	1024	1024	256
		NUM HEADS	1	2	2	2
	MB	LAYERS	2	4	2	3
		HIDDEN SIZE	1024	256	512	128
		NUM HEADS	4	2	2	2
GCN	FG	LAYERS	2	2	2	3
		HIDDEN SIZE	512	1024	1024	512
	MB	LAYERS	6	2	2	2
		HIDDEN SIZE	64	1024	512	512

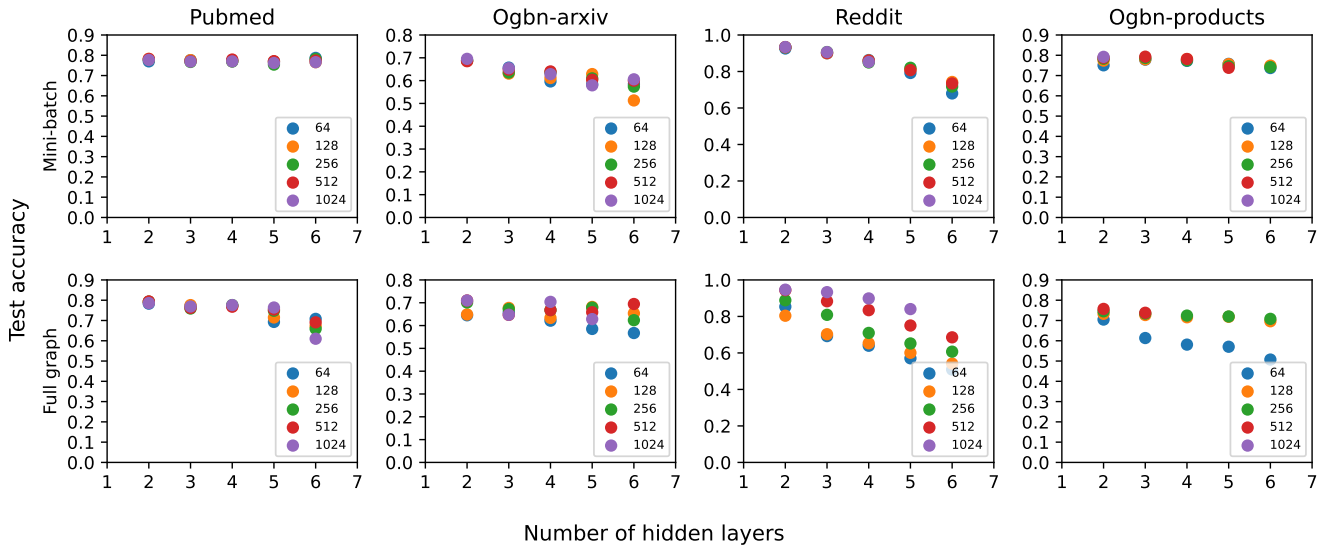


Figure 7: Ablation study with number of layers and hidden size for GCN model. Legend represents the size of each hidden layer. X-axis shows the number of layers. Y-axis shows the test accuracy. Top row is for mini-batch training and bottom row is for full graph training. We observe that mini-batch training is robust to architectural changes, whereas full-graph training has a lot of variation.

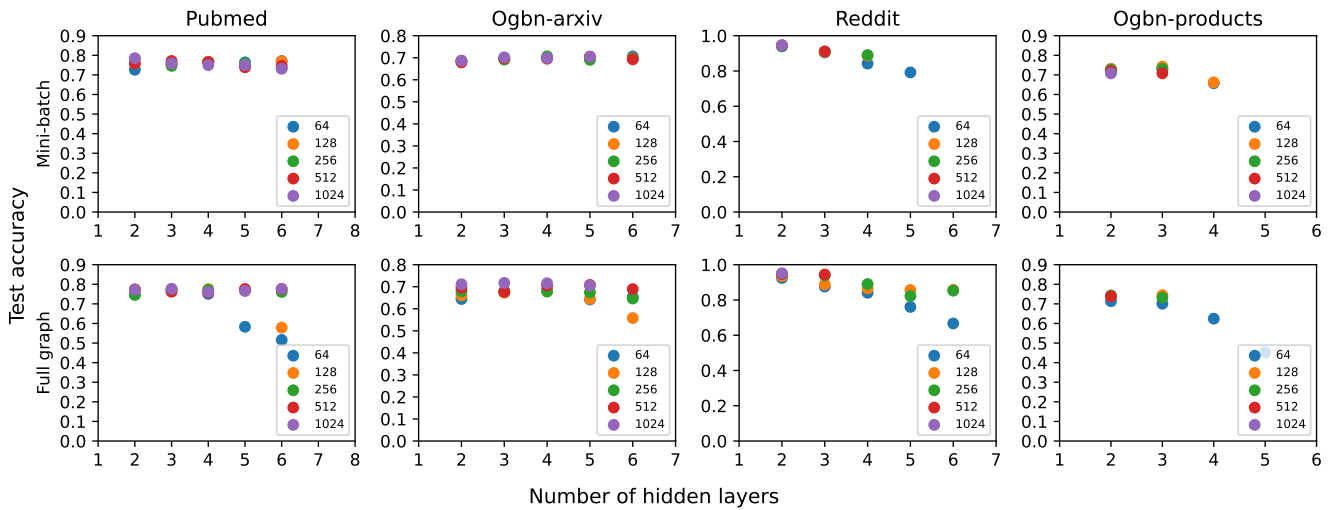


Figure 8: Ablation study with number of layers and hidden size for GAT model. Legend represents the size of each hidden layer. X-axis shows the number of layers. Y-axis shows the test accuracy. Top row is for mini-batch training and bottom row is for full graph training. We observe that mini-batch training is robust to architectural changes, whereas full-graph training has a lot of variation.

Table 14: Time to accuracy for GAT on a single NVLink host with 4 GPUs. Architectures (#Layers, hidden size, #heads, fanout): ogbn-arxiv - (3, 1024, 6, 25), Reddit - (2, 1024, 4, 20), ogbn-products - (3, 128, 3, 20). ET - Epoch time, TTA - Time to accuracy. For ogbn-papers100m DGL uses UVA mode for sampling and Quiver performs distributed caching.

	SYSTEM	OGBN-ARXIV	REDDIT	OGBN-PRODUCTS
ET (s)	PIPEGCN (FG, SYNC)	0.625	1.801	1.033
	PIPEGCN (FG, ASYNC)	0.469	1.312	0.614
	BNS-GCN (FG, SYNC)	0.420	1.395	0.629
	DGL (MB, SYNC)	3.871	6.510	2.730
	QUIVER (MB, SYNC)	3.596	6.779	2.974
TTA (s)	PIPEGCN (FG, SYNC)	275.04	1728.58	413.28
	PIPEGCN (FG, ASYNC)	211.14	1312.15	233.24
	BNS-GCN (FG, SYNC)	151.20	1395.40	132.13
	DGL (MB, SYNC)	42.58	97.65	40.95
	QUIVER (MB, SYNC)	35.96	101.68	44.61

Table 15: Single-host scalability with the GAT model using the PCIe host. Times in seconds. (#Layers, hidden size, #heads, fanout): ogbn-arxiv - (3, 1024, 2, 25), Reddit - (2, 1024, 1, 15), ogbn-products - (3, 128, 1, 10), Orkut - (2, 128, 1, 10). ET - Epoch time, TTA - Time To Accuracy.

DATASET		OGBN-ARXIV			REDDIT			OGBN-PRODUCTS			ORKUT
SYSTEM	# OF GPUS	ET	TTA	TTA SPEED-UP	ET	TTA	TTA SPEED-UP	ET	TTA	TTA SPEED-UP	ET
PIPEGCN (SYNC)	1	2.225	979.09	1.0x	5.857	5622.53	1.0x	3.510	1404.12	1.0x	OOM
	2	1.514	665.98	1.5x	4.035	3873.98	1.5x	3.381	1352.32	1.0x	2.726
	3	1.323	581.98	1.7x	4.034	3872.83	1.5x	2.748	1099.16	1.3x	2.425
	4	1.072	471.55	2.1x	2.890	2774.78	2.0x	2.452	980.60	1.4x	2.323
PIPEGCN (ASYNC)	1	2.218	998.01	1.0x	5.856	5856.10	1.0x	3.503	1331.10	1.0x	OOM
	2	1.334	600.08	1.7x	3.269	3269.20	1.8x	2.762	1049.37	1.3x	2.479
	3	1.026	461.79	2.2x	3.109	3109.20	1.9x	1.972	749.17	1.8x	1.898
	4	0.805	362.03	2.8x	1.879	1879.10	3.1x	1.523	578.78	2.3x	1.499
BNS-GCN (SYNC)	1	2.337	841.43	1.0x	6.232	6231.60	1.0x	4.010	842.10	1.0x	OOM
	2	1.345	484.02	1.7x	3.472	3472.20	1.8x	3.466	727.82	1.2x	2.860
	3	0.980	352.76	2.4x	2.697	2697.10	2.3x	2.366	496.92	1.7x	2.278
	4	0.778	280.08	3.0x	2.193	2192.70	2.8x	1.710	359.06	2.3x	1.583
DGL (SYNC)	1	15.401	154.01	1.0x	17.468	262.01	1.0x	18.394	367.88	1.0x	22.465
	2	8.888	88.88	1.7x	8.575	128.62	2.0x	9.328	186.57	2.0x	11.580
	3	6.146	61.46	2.5x	5.722	85.83	3.1x	6.246	131.17	2.8x	7.544
	4	4.627	46.27	3.3x	4.594	68.91	3.8x	4.715	99.02	3.7x	6.444
QUIVER (SYNC)	1	16.230	162.30	1.0x	18.914	283.71	1.0x	17.457	349.15	1.0x	24.222
	2	8.286	91.15	1.8x	9.002	135.03	2.1x	8.783	175.66	2.0x	14.134
	3	5.737	68.85	2.4x	6.972	111.55	2.5x	5.633	118.29	3.0x	9.048
	4	4.256	51.08	3.2x	4.595	87.31	3.2x	4.695	98.59	3.5x	6.695

Table 16: Single-host scalability with the GraphSAGE model using the NVLink host. Times in seconds. (#Layers, hidden size, fanout): ogbn-arxiv - (3, 1024, 25), Reddit - (2, 1024, 20), ogbn-products - (3, 128, 20), Orkut - (3, 128, 5). ET - Epoch time, TTA - Time to Accuracy.

DATASET		OGBN-ARXIV			REDDIT			OGBN-PRODUCTS			ORKUT
SYSTEM	# OF GPUS	ET	TTA	TTA SPEED- UP	ET	TTA	TTA SPEED- UP	ET	TTA	TTA SPEED- UP	ET
PIPEGCN (SYNC)	1	0.181	39.90	1.0x	0.433	121.16	1.0x	0.270	107.90	1.0x	0.466
	2	0.182	40.04	1.0x	0.746	208.78	0.6x	0.398	159.28	0.7x	0.452
	3	0.315	69.24	0.6x	0.735	205.68	0.6x	0.306	122.34	0.9x	1.312
	4	0.211	46.51	0.9x	0.776	217.40	0.6x	0.518	207.20	0.5x	0.995
PIPEGCN (ASYNC)	1	0.182	56.28	1.0x	0.432	120.94	1.0x	0.270	102.48	1.0x	0.467
	2	0.098	30.38	1.9x	0.255	71.41	1.7x	0.164	62.24	1.6x	0.281
	3	0.071	21.97	2.6x	0.212	59.37	2.0x	0.114	43.17	2.4x	0.234
	4	0.057	17.53	3.2x	0.130	36.42	3.3x	0.089	33.71	3.0x	0.183
BNS-GCN (SYNC)	1	0.188	50.74	1.0x	0.369	58.97	1.0x	0.363	76.31	1.0x	0.536
	2	0.106	28.71	1.8x	0.227	36.29	1.6x	0.219	46.03	1.7x	0.322
	3	0.083	22.45	2.3x	0.183	29.33	2.0x	0.162	34.00	2.2x	0.289
	4	0.069	18.56	2.7x	0.157	25.07	2.4x	0.136	28.64	2.7x	0.225
DGL (SYNC)	1	1.519	7.60	1.0x	1.571	7.85	1.0x	2.819	42.28	1.0x	7.182
	2	0.842	4.21	1.8x	0.846	4.23	1.9x	1.389	20.84	2.0x	3.606
	3	0.577	2.89	2.6x	0.576	2.88	2.7x	0.926	13.90	3.0x	2.390
	4	0.457	2.28	3.3x	0.490	2.45	3.2x	0.699	10.49	4.0x	1.842
QUIVER (SYNC)	1	0.906	9.06	1.0x	2.478	12.39	1.0x	2.463	36.94	1.0x	6.301
	2	0.481	4.81	1.9x	1.278	6.39	1.9x	1.250	18.75	2.0x	3.317
	3	0.333	3.33	2.7x	0.901	4.51	2.8x	0.861	12.92	2.9x	2.279
	4	0.260	2.60	3.5x	0.731	3.66	3.4x	0.643	9.65	3.8x	1.743