

Towards LLM-Powered Verilog RTL Assistant: Self-Verification and Self-Correction

Hanxian Huang¹, Zhenghan Lin², Zixuan Wang¹, Xin Chen³, Ke Ding³, Jishen Zhao¹

¹University of California San Diego, ²University of California Berkeley

³Applied ML Group, Intel Corp.

¹{hah008, ziw002, jzhao}@ucsd.edu,

²zhenghan_lin@berkeley.edu,

³{xin.chen, ke.ding}@intel.com

ABSTRACT

We explore the use of Large Language Models (LLMs) to generate high-quality Register-Transfer Level (RTL) code with minimal human interference. The traditional RTL design workflow requires human experts to manually write high-quality RTL code, which is time-consuming and error-prone. With the help of emerging LLMs, developers can describe their requirements to LLMs which then generate corresponding code in Python, C, Java, and more. Adopting LLMs to generate RTL design in hardware description languages is not trivial, given the complex nature of hardware design and the generated design has to meet the timing and physical constraints.

We propose *VeriAssist*, an LLM-powered programming assistant for Verilog RTL design workflow. *VeriAssist* takes RTL design descriptions as input and generates high-quality RTL code with corresponding test benches. *VeriAssist* enables the LLM to self-correct and self-verify the generated code by adopting an automatic prompting system and integrating RTL simulator in the code generation loop. To generate an RTL design, *VeriAssist* first generates the initial RTL code and corresponding test benches, followed by a self-verification step that walks through the code with test cases to reason the code behavior at different time steps, and finally it self-corrects the code by reading the compilation and simulation results and generating final RTL code that fixes errors in compilation and simulation. This design fully leverages the LLMs' capabilities on multi-turn interaction and chain-of-thought reasoning to improve the quality of the generated code. We evaluate *VeriAssist* with various benchmark suites and find it significantly improves both syntax and functionality correctness over existing LLM implementations, thus minimizing human intervention and making RTL design more accessible to novice designers.

1 INTRODUCTION

Digital hardware design often requires engineers to implement code in hardware description languages (HDLs) such as Verilog and VHDL to define the architecture and functionality of the hardware. Such hardware design workflows with HDLs are time-consuming and error-prone [2, 9, 11]. The industry and academia have been improving the electronic design automation (EDA) frameworks to simplify the HDL workflow and improve the design quality [12, 27]. One such example is the high-level synthesis which enables developers to describe hardware design in high-level programming languages (PLs) such as C and C++ instead of HDLs, thus improving

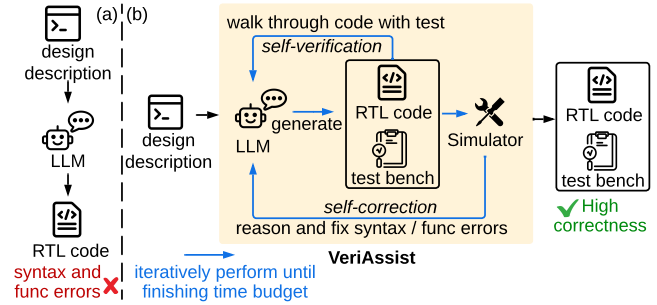


Figure 1: Comparison of workflows between (a) the conventional method of adopting LLMs for RTL code generation and (b) our designed *VeriAssist*.

the programmability while at the cost of compromising hardware efficiency [19, 31].

Recent advancements in Large Language Models (LLMs), present a promising opportunity to enhance EDA without sacrificing hardware efficiency. LLMs are pre-trained on large scales of natural or structured language (like PLs) corpora, to establish their foundational capability of generating a sequence of coherent text [36, 37]. Recent works have explored leveraging LLMs to improve the hardware design: Pearce et al. [23] and Thakur et al. [28] propose to fine-tune open-source LLMs like CodeGen [21] to generate Verilog code for target designs. RTLLM [17] and VerilogEval [16] further introduce larger-scale open-source benchmarks to evaluate the RTL code generated by LLMs. ChipNeoMo [15] trains domain-adaptive models for EDA tasks on a dataset of ~ 24 billion tokens with thousands of GPU hours.

We observed these prior works did not fully leverage LLMs' capability of the multi-turn interaction and chain-of-thought [33] (i.e., solve complex tasks step by step). As a result, they suffer a low RTL design quality, e.g., GPT-4 [1] achieves a low functionality pass rate of $\sim 60\%$ with simple design tasks [16, 17]. We further observed that prior works prompt (i.e., design input text to elicit desired responses) or fine-tune the general-purpose LLMs, which are pre-trained in high-level languages instead of HDLs. However, HDLs are designed specifically to describe the logic and architecture of digital hardware at a low level, focusing on the flow of data between registers and the timing of operations, which differs significantly from high-level PLs. Adopting general LLMs for code generates low-accurate RTL code that cannot fulfill the timing restrictions and thus leads to wrong designs.

In this paper, we incorporate LLM’s promising abilities in interactive learning and chain-of-thought reasoning, by mimicking human designer’s behaviors to better assist RTL design problems. Similar to the human design process, instead of generating RTL code in one go, our proposed VeriAssist adopts a multi-turn generation process, as shown in Figure 1. It starts with an initial prompt based on the digital design task description (Section 4.1), enabling VeriAssist to comprehend the task requirements and develop a step-by-step solution plan. Then, VeriAssist iteratively performs the following three major steps. (1) Generating RTL code according to its understanding of the task and the step-by-step plan. (2) Generating a test bench with test cases if they are not provided by the design specification. This step enhances the RTL design through the self-verification process, rather than a final verification. This involves walking through the generated code with test cases and time settings, analyzing code behavior considering time constraints, and incrementally refining the code based on the analysis (Section 4.2). (3) If a valid test bench is available, VeriAssist will test the generated RTL code, gather feedback from the simulator, and perform self-correction by identifying and rectifying compilation errors and functional bugs (Section 4.3). Either the generated RTL code passes the valid test bench or the generation time budget is finished, VeriAssist will stop the generation and provide the best-generated code during this process, suggesting RTL code and test code sketches to assist in the RTL design.

In summary, we make the following contributions:

- We introduce VeriAssist, a multi-turn Verilog RTL code design assistant that suggests high-quality RTL code with an average pass@5 score of 72.3%, along with corresponding test benches, demonstrating VeriAssist’s potential to reduce the need for human intervention, making RTL design more accessible to novices.
- We implement VeriAssist with self-correction capability by refining code based on the simulation feedback. Meanwhile, VeriAssist incorporates self-verification by reasoning the code behavior with test cases considering timing constraints. Our findings indicate that the proposed process of generating test benches and self-code walk-throughs significantly improves the RTL code quality.
- Our evaluations across various benchmarks demonstrate the effectiveness of VeriAssist, improving the functionality pass rate by up to 10.4% on the pass@5 score, and achieving comparable or even better RTL code performance than designer reference code. Our results show that, by better leveraging existing well-pre-trained LLMs and mimicking human RTL design workflow, VeriAssist outperforms the approaches of training or fine-tuning smaller domain-specific models for RTL design.

2 BACKGROUND AND RELATED WORK

Our design is motivated by the characteristics and challenges of Verilog RTL design and the opportunities presented by LLMs.

Complexity of Traditional RTL Design. Digital hardware design flows necessitate designers to write code in HDLs to specify hardware architectures and behaviors at a granular level. Furthermore, designers must develop and customize test benches to rigorously verify the correctness of these hardware descriptions, ensuring accurate and reliable functioning. The verification process requires

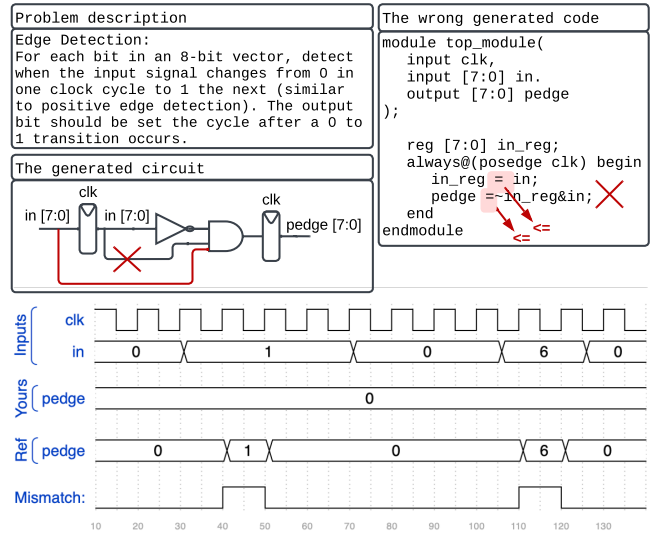


Figure 2: An example of code generated by the conventional method that violates timing constraints and leads to wrong results.

substantial experience to resolve subtle timing issues that might only manifest under certain conditions or specific hardware configurations. With the test benches, designers will need to further refine the designs based on feedback from testing, which is another critical phase that can be iterative and cumbersome. This iterative loop among design, verification, and refinement makes the RTL design process not only challenging but also highly demanding in terms of both time and expertise. The complexity of traditional Verilog RTL design calls for Verilog RTL assistants to relieve the burden of manual design and reduce errors during design.

Differences from General-Purpose Programming Languages.

Verilog RTL design languages, differ significantly from general-purpose PLs like Python in both their nature and complexity. Python and similar PLs are primarily focused on algorithmic logic and data manipulation, allowing developers to abstract away hardware-specific details. The application of LLMs in programming has been widely explored and has achieved notable success in generating correct code in PLs such as Python, C/C++, and Java [13, 14, 20, 26]. However, none of them is tailored for Verilog RTL code. RTL languages are designed specifically to describe the behavior and architecture of digital hardware at a low level, emphasizing the flow of data between registers and the timing of operations. This focus on timing and hardware characteristics, such as propagation delays and signal dependencies, adds an extra layer of intricacy that is absent in general-purpose PLs, necessitating significant customization to adapt LLMs for effective use in RTL design. Directly applying or slightly fine-tuning these models on Verilog RTL code suffer from low syntactic and semantic accuracy [15–17, 28].

Related Work on LLMs for EDA. LLMs are a category of machine learning models that employ transformer architectures [30] and are trained on vast language data sets. LLMs operate by examining sequences of input tokens (words or subwords) and predicting the

most probable subsequent tokens. The most powerful LLMs, for instance, GPT-4 [1] and Claude-3 [4] boast hundreds of billions of parameters [6] and generalize to a broad range of tasks, e.g., question answering, and code generation. DAVE [23] first leverages the finetuned GPT-2 model for generating hardware based on design description in natural language, but it does not generalize well to practical Verilog designs. VeriGen [28] improves upon DAVE by expanding the model size and the size of hardware data sets. RTLLM [17] and VerilogEval [16] introduce larger-scale open-source benchmarks for designing RTL generation with natural language, and evaluate prompting and fine-tuned models on them. Chip-Chat [5] seeks to evaluate GPT-4 to work with a hardware designer to generate a processor and tape-out. RapidGPT [25] is a new commercial conversational tool for hardware generation. ChatEDA [35] utilizes LLMs for automating EDA tooling. Moreover works on LLMs for EDA are surveyed in the literature [38].

Limitations of Existing Studies. Existing works directly applying or fine-tuning LLMs to RTL design have several limitations. *(L1) Generate RTL code in a single inference and suffer low accuracy.* All of the existing works [16, 17, 28] that adopt LLMs on RTL code generation perform the code generation in one go. Although it is feasible to run the models multiple times and pick the best-generated code, this approach overlooks the potential benefits of incremental code refinement within an iterative design and feedback loop. Previous works often generate inaccurate Verilog code, which may result in increased human effort to debug and fix the generated code. *(L2) Neglect time constraints.* Unlike conventional PLs, HDLs like Verilog require precise management of timing, synchronization, and parallelism inherent in hardware circuits. As shown in Figure 2, the RTL code generated by the conventional method (as shown in Figure 1 (a)) neglects the timing features in RTL and leads to a wrong functionality. While Python code executes sequentially, HDLs can describe the events that happen simultaneously, for example, Verilog has combinational logic and synchronized logic allowing non-blocking assignments. Thus, treating RTL using the same approach as Python generates sub-optimal results. *(L3) Neglect test bench generation.* The verification of Verilog RTL code is essential for ensuring the functionality and efficiency of designs. The test bench itself is also a type of code that can be generated by LLMs. Generating the corresponding test bench as a side task helps the model to understand the design problem and is beneficial for Verilog code refining. Previous works overlook this potential and thus miss the opportunities for code improvement.

3 VERIASSIST OVERVIEW

To address the above challenges and limitations, we design VeriAssist, an LLM-empowered assistant designed to enhance Verilog RTL design. There are several common approaches to adopting LLMs, including prompt engineering [6, 17], fine-tuning [16, 28], and domain-adaptive pre-training [13, 15, 26]. However, fine-tuning and domain-adaptive pre-training are costly, requiring vast domain-specific datasets and substantial training resources. Additionally, their performance hinges on the availability of sufficient high-quality data [32]. Consequently, we opted for prompt engineering, i.e., structuring the prompts to frame the task so that LLMs can understand and generate the desired output particularly focusing

on the RTL design. Note that designing effective prompts and automating the prompting generation is non-trivial. Existing prompt engineering [16, 17] on RTL code generation focuses on crafting high-quality problem descriptions. Yet, the generated results are unsatisfactory with a low pass rate ($\sim 60\%$) compared to other programming languages such as Python ($\sim 80\%$) [1, 10, 18].

Different from existing studies, VeriAssist is inspired by the human RTL design workflow, where the designers: (1) plan the solution step by step; (2) design based on the planning; (3) based on the RTL code and design requirements, craft a test bench with test cases, walk through the code with test cases across time steps; (4) run the simulation and debug the code based on simulation results; (5) iteratively design and refine. VeriAssist is an automatic prompting system with a similar workflow integrating with the simulator feedback loop. It leverages the code generation, multi-turn interaction, and chain-of-thought reasoning capabilities of LLMs to iteratively generate and optimize RTL code. With well-crafted prompt engineering, VeriAssist delivers effective prompts to LLMs that can lead to more accurate, relevant, and context-aware responses, enabling LLMs to self-verify the code with various test cases, taking timing constraints into account, and self-correct the code by fixing bugs reported by simulator. As shown in Figure 3, the workflow of VeriAssist can be summarized into the following steps:

(1) Initial Prompt Preparation: Given a problem description as input, VeriAssist transforms it into a prompt and feeds it into the LLM. This prompt guides the model to grasp the design requirements and devise a step-by-step plan to address the problem.

(2) RTL Code Generation: The LLM interprets the prompt and generates a corresponding RTL code. In each generation, the model employs in-context learning and chain-of-thought reasoning, allowing it to understand the prompt, reason through the design, and produce code.

(3) Syntactical Verification: The generated RTL code is compiled, and its syntax is checked. If syntax errors are detected, feedback from the simulator’s error logs is used to prompt the LLM model for self-correction. VeriAssist then revises the code iteratively until it passes the syntactical check.

(4) Functional Verification: Once the code passes the syntactical check, it is passed to the functionality check. If a valid test bench is available, VeriAssist runs functional tests to validate the design. Otherwise, VeriAssist is prompted to generate a test bench, walk through the code, and perform self-verification. If functional errors are detected, VeriAssist prompts the model to walk through the code with failed cases and revise the code accordingly.

(5) Iterative Design and Refinement: VeriAssist iteratively performs design and refinement through Steps (2)-(4) until finishing time budget or passing the functionality check, and finally outputs the Verilog RTL code and the corresponding test bench sketch.

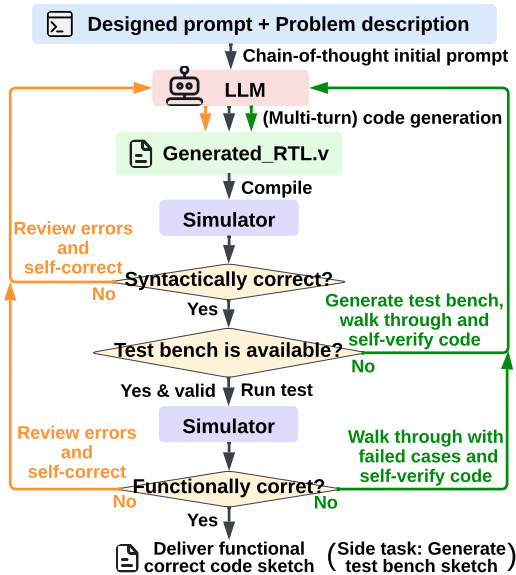


Figure 3: VeriAssist workflow.

4 VERIASSIST DESIGN

The design of VeriAssist includes constructing an initial prompt from the problem description, followed by prompts for self-verification and self-correction. The principles of prompt designing are guided by the goal of mimicking human designer behaviors—implementing a step-by-step methodology that encompasses planning, designing, testing, and debugging. With the well-crafted prompts, VeriAssist is designed as an automatic prompting system integrating with a simulator to facilitate the prompt-generate-feedback-revise loop.

4.1 Problem Description and Initial Prompt

The input of VeriAssist is a problem description, which includes a natural language description of the task, signals, triggering condition, as well as the module header, and input / output definition in HDL. Some problem descriptions also include implementation requirements such as a specific algorithm, the usage of the pipeline and registers, etc. Besides the problem description, we include a *system prompt* at the beginning of the model input. It provides more contextual information and defines the scope of the LLM’s capabilities to enable it to focus on the Verilog RTL design domain. The system prompt is fixed for all the design tasks. The system prompt is concatenated with the problem description and sent to the LLM for inference. Figure 4 shows an example of an initial input prompt, where the first paragraph is the system prompt. The system prompt (1) specifies the role of the model as a “professional Verilog designer”, (2) guides the model first to understand the task description, (3) then instructs the model to generate step-by-step planning before code generation. Compared to conventional methods which directly ask the model to generate code based on the problem description, our method leverages a divide-and-conquer strategy, allowing the LLM to effectively manage complex designs by breaking them into more manageable sub-tasks: understanding, planning, and generation.

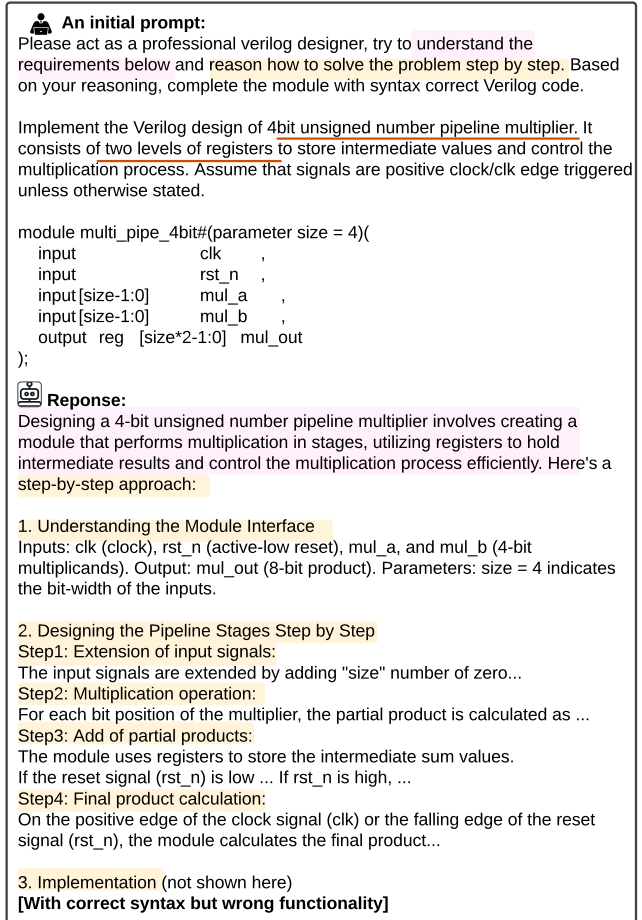


Figure 4: An example of an initial prompt.

An example of the model response is also shown in Figure 4: (1) By taking the designed initial prompt, the LLM model first analyzes the task requirement of a 4-bit pipeline multiplier and the implementation requirement of using two-level registers to hold intermediate results (marked in pink). (2) It then conducts the step-by-step approach according to the requirements (marked in orange), which includes extending input signals, multiplying each bit, adding partial products, and generating final results in the pipeline. (3) Based on the planning, the model generates some initial output code. However, it is challenging for existing LLMs to develop an entirely correct design in one go [7, 16, 17]. To resolve this issue and improve the generated code, we propose further integrating self-verification and self-correction through an automatic multi-turn prompt-generate-feedback-revise loop system in VeriAssist.

4.2 Self-Verification

Verification is a critical phase in RTL design to promise design quality. In practice, the test bench and test cases are usually unavailable during design, necessitating designers to carefully craft them. With the test cases, the designers could deductively reason the existing design, and understand better the RTL code behavior to debug and

A follow-up prompt with self-verification:
Please generate a testbench with test cases based on the generated RTL code. Walk through the RTL code step by step across time steps using a test case as input to reason the output. Based on this analysis, revise the code if necessary.

Response
Let's create a testbench and walk through the RTL code ...

1. Generated Testbench:

```
//Reset
#100;
rst_n = 1;
#20;
// Test Case 1: 3 * 5 = 15
mul_a = 4'b0011; // 3
mul_b = 4'b0101; // 5
#10; // Wait a stage
// Test Case 2: 15 * 15 = 225
mul_a = 4'b1111; // 15
mul_b = 4'b1111; // 15
#10; // Wait a stage
verify_output(4'b0011, 4'b0010, 4'b0110);
...
```

2. Step by Step Code Walking Through with a Test Case:

(1) Initial Conditions:
clk is toggling every 10 ns due to always #5 clk = !clk;
rst_n is initially 0 (reset active).

(2) At t = 100 ns:
Reset Release: rst_n transitions from 0 to 1. However, the inputs mul_a and mul_b haven't been set yet, so there are no operations performed related to multiplication.

(3) At t = 110 ns:
Inputs Set: mul_a is set to 3 (0011) and mul_b to 5 (0101).

(4) First Clock Cycle After Input Set (t = 110 ns to 120 ns):
The multi_pipe_4bit module starts processing the inputs.
Partial Product Generation based on each bit of mul_b:
For mul_b[0] (1): mul_a << 0 = 0011
For mul_b[1] (0): 0
For mul_b[2] (1): mul_a << 2 = 1100
For mul_b[3] (0): 0
...

3. Implementation (not shown here)
[Improved with more test cases passed]

Figure 5: An example of a self-verification prompt.

refine the code. Similarly, in VeriAssist, when a valid test bench is unavailable, it automatically adopts the *self-verification prompt* which instructs the model to generate the test bench with test cases and timing settings according to the design requirements, and to walk through the code considering the time constraints. When the test bench is available, the *self-verification prompt* will directly guide the model to trace the code with test cases across time steps and revise the code accordingly. Note that in a traditional sense, LLMs do not have explicit execution capabilities like a simulator. However, we include this code walk-through process to provide more relevant context, facilitating the model to understand the code logic and pattern to refine and debug the code in the next iteration of code generation.

Figure 5 shows an example of a follow-up prompt with self-verification as well as the model response. In the example, following the prompt, the model first generates the test bench with specific test cases and time settings (marked in blue). Then, it walks through the test code and reasons how signals and registers change across various time steps (marked in green). Based on the code walk-through context, the model refines the RTL code, which can pass more test cases in our study. As we will show later in Section 5.4.2,

generating a test bench, even as a side task, is beneficial for the model to understand the design and requirements, contributing to RTL code optimization. While integrating self-verification helps LLMs comprehend the code logic, there is no guarantee that the generated test bench will be fully correct, and the LLMs themselves cannot physically execute the test code or guarantee correct outputs. Therefore, we include the simulator in the design loop to provide real feedback from the execution with LLMs to further revise the code.

Listing 1: An example of syntax error report

```
adder.v:17: Unknown module type: sum
```

Listing 2: An example of functionality error report

```
Test failed: input 4, 5; expect 9, but got 1
```

4.3 Self-Correction

Providing compilation and execution feedback to LLMs has been explored in related works on Python and C code generation [8, 24]. We adopt a similar idea to provide LLMs with feedback from the simulation logs, including syntax errors and failures when running the test benches. The simulator receives the generated code, compiles it, and executes the test bench. If the compilation fails, a compilation log will be collected, which pinpoints the location of syntactical errors (e.g., Listing 1). A *self-correction prompt* will be automatically generated to direct the model to fix the syntax errors by paying more attention to the location where the errors happen. If the compilation is successful, VeriAssist will run the test benches and collect a report on any failed test cases (e.g., Listing 2). A prompt will be generated to instruct the model to walk through the failed test cases, analyze the potential reasons, and then regenerate the RTL code based on the analysis, similar to the self-verification process.

Figure 6 shows an example of a self-correction prompt where the model first infers the possible reason for the failure based on the simulation logs (marked in red), specifically pointing out the step that probably caused that failure. It then provides a step-by-step revised plan and walks through the failed cases (marked in green, but the detailed plan is not shown here). Based on the real simulation feedback and the self-correction context, the model revises its previously generated code. As shown in the example, the model finally generates an RTL code that correctly implements the multiplier in a pipelined manner with two levels of registers as required.

Putting everything together, VeriAssist performs automatic prompt engineering, interacts with the LLM, calls the simulator for compilation, and collects feedback from compilation logs to achieve iteratively RTL code designing and refining, as shown in Figure 3.

A follow-up prompt with self-correction:
 [Simulator logs] + Please review the simulator feedback for the previously generated code. Please analyze the errors and examine the code with an input in the failed cases and deductively reason out the output. Based on this analysis, fix the errors in the previous code.

Response:
 Based on the testing results you've shared, the issues likely stem from how the partial products are combined.

1. Revised Approach:
 ...
2. Step by Step Code Walking Through with a Failed Test Case:
 ...
3. Revised Verilog Code: [with fully correct functionality]
 ...

```

genvar i;
// Generate partial products using combinational logic
generate
  for (i = 0; i < size; i = i + 1) begin : gen_partial_products
    assign partial_products[i] = mul_b[i] ? (mul_a << i) : 0;
  end
endgenerate
// First addition stage: Accumulate first half of the partial products
always @(posedge clk or negedge rst_n) begin
  if (!rst_n) begin
    intermediate_sum[0] <= 0;
    intermediate_sum[1] <= 0;
  end else begin
    intermediate_sum[0] <= partial_products[0] + partial_products[1];
    intermediate_sum[1] <= partial_products[2] + partial_products[3];
  end
end
// Second addition stage: Accumulate the remaining partial products
and calculate the final output
always @(posedge clk or negedge rst_n) begin
  if (!rst_n) begin
    final_sum <= 0;
    mul_out <= 0;
  end else begin
    final_sum <= intermediate_sum[0] + intermediate_sum[1];
    mul_out <= final_sum;
  end
end
end
  
```

Figure 6: An example of a self-correction prompt.

5 EXPERIMENT

5.1 Implementation

Our implementation of VeriAssist integrates Verilog simulator with several state-of-the-art (SOTA) conversational LLMs. VeriAssist is implemented in Python and manages function calls to simulator and extracts the generated code from the LLM responses. In this paper, we evaluate VeriAssist using GPT-4, GPT-3.5, and Claude-3 Sonnet and call them by their respective model APIs [3, 22]. The VeriAssist framework is designed to be orthogonal to the underlying models, provided that their pre-trained versions are available or accessible via API. For simulation, VeriAssist employs Icarus Verilog (iVerilog) [34] since it is open source and requires no setup beyond providing a Verilog module and its test bench, introducing very low overhead - it takes on average ~1 second to compile and run a test bench. We set the time budget of generation iteration as 20. On average, the total overhead for VeriAssist to iteratively generate

prompts, call model to perform inferences, and run simulations on iVerilog is ~2 minutes per RTL design task.

5.2 Experiment Setup

Benchmarks: In evaluation, we utilize two benchmark datasets, covering various complexities and scales, encompassing all common bit widths from 4 bits to 64 bits, and varied implementation requirements. (1) RTLLM benchmark [17]. This dataset comprises 29 designs, including 11 arithmetic and 18 logic designs. (2) VerilogEval benchmark [16]. This benchmark includes two parts: VerilogEval-Human, consisting of 156 designs with human-generated problem descriptions, and VerilogEval-Machine, consisting of 143 designs with machine-generated problem descriptions. Although both benchmarks provide valid test benches, we still set up VeriAssist to perform both self-verification and self-correction by default.

Baselines: We compare VeriAssist with various models, including both closed-source and open-source models:

(1) Closed-source models:

- Commercial Models: We include GPT-4, GPT-3.5, and Claude-3 Sonnet, which are pre-trained for general auto-aggressive text generation but not specifically for RTL code generation.
- Domain-Adaptive Pre-Training Model: The ChipNeMo model [15] trains the advanced Llama2 model [29] on 24 billion tokens of chip design documentation and code, and offers model variants with different sizes, e.g., 13 billion and 70 billion parameters.
- Fine-tuned Model: The verilog-sft-16B [16] model, which is a fine-tuned version of the CodeGen model [21] with Verilog data. But this particular model is not publicly available.

(2) Open-source models:

- Pre-trained Model: CodeGen2-16B is a general academic model [20] pre-trained on Python but has not been fine-tuned for Verilog.
- Fine-tuned Model: CodeGen-Verilog-16B is introduced in Thakur et al. [28], which fine-tunes the CodeGen model [21] with Verilog data sourced from GitHub and the Verilog Books Corpus.

Metrics: Following recent related studies [7, 16, 17], we employ the pass@ k metric to directly assess code functional correctness:

$$\text{pass}@k = \mathbb{E}_{\text{Problems}} \left[1 - \frac{\binom{n-c}{k}}{\binom{n}{k}} \right] \quad (1)$$

where n is the total number of trials for each instruction and c is the number of correct code generations for a task. We set $n = 20$ in our experiment. If any code in the k trials could pass the test, then this task is considered to be addressed and the pass@ k metric reflects the estimated proportion of design tasks that could be solved.

Following the benchmark settings, we evaluate across various settings of $k \in [1, 5, 10]$ for the VerilogEval benchmark. We measure both the syntax pass rate, assessing the success of compilation, and the functionality pass rate, evaluating the success of passing test bench, under the pass@5 setting for the RTLLM benchmark.

Additionally, we perform a performance analysis based on an FPGA, considering timing, power, and utilization.

5.3 Results

5.3.1 Generation Correctness. We evaluate the RTL code generation correctness of the VeriAssist against various widely-used code generation LLMs and show the results in Table 1. In summary,

VeriAssist consistently outperforms all the baselines across both benchmarks and achieves significant improvement when adopting SOTA models such as Claude-3, GPT-3.5, and GPT-4.

The CodeGen2 model, pre-trained on Python corpus, can achieve a $\sim 40\%$ pass@5 score on Python code generation task [20]. However, its performance on both VerilogEval and RTLLM is less than 10% for pass@5 scores, highlighting challenges in zero-shot transfer from general PLs like Python to Verilog RTL code generation tasks, given different natures and requirements between Python programming and RTL design. In contrast, the fine-tuned CodeGen-Verilog-16B shows substantial improvements over the pre-trained version, demonstrating the benefits of training on a Verilog corpus. The verilog-sft-16B model, fine-tuned with more synthetic data, achieves comparable or even better results compared to CodeGen-Verilog-16B. ChipNeMo models utilize domain-adaptive pre-training, with the larger 70B model outperforming the smaller 13B version, indicating that scaling up the model size enhances performance. The ChipNeMo-70B model surpasses all the CodeGen model variants, including those with or without fine-tuning.

Claude-3, GPT-3.5 and GPT-4 are well pre-trained commercial models, with potentially over hundreds of billions of parameters [6]. These models outperform all the smaller models with 13B / 16B / 70B parameters. Conventional methods such as single-iteration inference in VerilogEval-Machine / VerilogEval-Human and simple self-planning scheme in RTLLM achieve only 60.0%, 43.5% (pass@1) and 65.5% (pass@5) scores with the SOTA model GPT-4, respectively. Remarkably, VeriAssist consistently surpasses these traditional generation schemes when employing Claude-3, GPT-3.5, or GPT-4 for RTL code generation. Notably, VeriAssist improves 7.5% and 7.0% pass@1 scores on VerilogEval-Machine and VerilogEval-Human, and improves 10.4% on the functionality pass@5 score on RTLLM with a syntax pass rate of 100% using GPT-4, demonstrating the VeriAssist’s capability in generating high-quality, functionally correct and syntactically accurate Verilog code. Besides, the consistent improvement observed across various LLMs also underscores VeriAssist’s compatibility with different model choices.

5.3.2 Performance Analysis. We evaluate the RTL code performance by compiling them and analyzing the FPGA resource utilization. We compile the code using Intel Quartus Prime Pro v23.4, targeting the Intel Agilex-7 FPGA AGIB027R29A1E2VR3. For each RTL design from the RTLLM benchmark suite [17], we generate a baseline RTL code GPT-4 (following Figure 1 (a)), and a code using GPT-4 with our VeriAssist (following Figure 1 (b)). We choose the following metrics reported by Intel Quartus’s post-compilation analysis:

- **ALM:** Number of *Adaptive Logic Modules* on device required by the design. The ALM utility can be used to estimate the area.
- **ALUT:** Combinational *Adaptive Look-Up Tables* used for RTL logic.
- **INT:** Number of *Block Interconnects* used in routing.
- **Slack:** Setup time slack. A negative value indicates a setup time violation, and a larger positive value indicates a better setup timing. Cells implemented only by Combinational logic do not have setup/hold time constraints and are marked as N/A.
- **mPWR:** On-chip power (mW) of the Verilog module estimated by the synthesize tools.

Table 2 shows our evaluation of FPGA resource utilization where the colored table cell marks the best utilization among three systems, and the “-” sign indicates the corresponding RTL code fails to compile or fails to pass the functionality check. All the tests run under the same constraints and optimization settings. From this result we find VeriAssist improves the generate code’s utilization rate by up to 45% compared to the GPT-4 baseline, achieving comparable or even better performance compared to the designer reference. In summary, VeriAssist significantly improves the RTL code quality compared to baseline, by improving the compilation success rate and FPGA utilization rate.

Note that in the current VeriAssist system, we do not yet incorporate synthesis feedback or prompt the model to optimize the RTL design for runtime performance, power, or area explicitly. It remains challenging since LLM inherently cannot understand the compiler and hardware specifics. Additionally, integrating synthesis feedback into the loop would significantly increase the overhead of the RTL design assistant workflow. We plan to explore the generation of performance-optimized RTL code in our future work.

5.4 Discussion

5.4.1 Ablation Study. To evaluate the effectiveness of our designed self-correction and self-verification mechanisms, we further conduct an ablation study to evaluate the performance of GPT-4 when equipped solely with self-verification (generating a test bench and conducting code walk-throughs) and its performance with only self-correction (revising code based on simulation feedback). We show the results in Table 1. From the results, we observe the effectiveness of both self-verification and self-correction, each contributing to improvements over the GPT-4 baseline. GPT-4 with self-verification achieves comparable and even slightly better results than GPT-4 with self-correction. This suggests that the process of the code walking through is crucial for the model’s deeper understanding of the code and the task, thereby aiding in code enhancement. Furthermore, having a valid test bench to obtain real feedback from simulations that directly pinpoints specific areas in need of refinement, also contributes to code refinement.

5.4.2 Quality of the Generated Test Benches. Although test bench generation is a side task to help improve the RTL code generation, it is itself a kind of code generation task. Thus we study the quality of the test bench generation by manually evaluating the 29 test benches generated during the self-verification process on the RTLLM benchmark. We categorize them into three quality levels: (1) fully correct, where the test bench is both syntactically and semantically accurate, providing correct test cases and timing settings; (2) correct test cases, where the test bench contains some bugs but includes accurate input and output cases, which are crucial for effective code walk-throughs; and (3) incorrect, where the test bench fails to include accurate input and output pairs but still provides some input cases and timing setting for walk-throughs.

Table 3 illustrates the relationship between the quality of generated test benches and the correctness of the corresponding RTL code. Among 11 generated test benches deemed fully correct, 10 resulted in correct RTL code, illustrating that a high-quality test bench enhances the self-verification process and leads to a high rate of RTL correctness (90.9%). Test benches categorized as having

Table 1: Pass rate (%) comparison of RTL code generators on VerilogEval [16] and RTLLM [17] benchmarks.

Model Type	Evaluated Model	VerilogEval-Machine			VerilogEval-Human			RTLLM [†] pass@5	
		pass@1	pass@5	pass@10	pass@1	pass@5	pass@10	Syntax(%)	Func(%)
Open-Source Model	CodeGen2-16B [20]	5.00	9.00	13.9	0.90	4.10	7.25	72.4	6.90
	CodeGen-Verilog-16B [28]	44.0	52.6	59.2	30.3	43.9	49.6	86.2	24.1
Closed-Source Model	ChipNeMo-13B [15] [‡]	43.4	N/A	N/A	22.4	N/A	N/A	N/A	N/A
	ChipNeMo-70B [15] [‡]	53.8	N/A	N/A	27.6	N/A	N/A	N/A	N/A
	verilog-sft-16B [16] [‡]	46.2	67.3	73.7	28.8	45.9	52.8	N/A	N/A
	Claude-3 [4]	55.3	63.8	69.4	34.4	48.3	53.4	93.1	55.2
	GPT-3.5	46.7	69.1	74.1	26.7	45.8	51.7	89.7	37.9
	GPT-4	60.0	70.6	73.5	43.5	55.8	58.9	100	65.5
VeriAssist	Ours + Claude-3 Improvement (Δ) [*]	63.8	70.4	78.4	41.6	55.5	62.5	96.6	65.5
	Ours + GPT-3.5 Improvement (Δ) [*]	+8.5	+6.6	+9.0	+7.2	+7.2	+9.1	+3.5	+10.3
	Ours + GPT-4 Improvement (Δ) [*]	55.3	76.5	80.1	34.4	51.3	58.9	93.1	48.3
	Ours + GPT-4 Improvement (Δ) [*]	+8.6	+7.4	+6.0	+7.7	+5.5	+7.2	+3.4	+10.4
Ablation Study	Self-Verification + GPT-4	63.8	73.2	78.4	48.3	58.9	64.7	96.6	69.0
	Self-Correction + GPT-4	62.5	72.2	77.2	47.1	58.9	66.0	100	69.0

[†] The results are referenced from the original papers as the closed-source models are not available.

[‡] We utilized the RTLLM v1.1 available at <https://github.com/hkust-zhiyao/RTLLM>.

^{*} The improvement is directly compared to the performance of the same model without employing the VeriAssist framework.

Table 2: FPGA resource utilization.

Design	Designer Reference [17]					GPT-4 Direct Baseline					Ours: GPT-4 with VeriAssist				
	ALM	ALUT	INT	Slack	mPWR	ALM	ALUT	INT	Slack	mPWR	ALM	ALUT	INT	Slack	mPWR
JC_counter	17	1	130	0.615	46.00	16	1	130	0.593	46.00	16	1	130	0.593	46.00
RAM	79	40	294	0.225	22.0	135	57	443	0.201	21.00	1464	815	5824	-0.159	164.0
accu	15	26	79	0.174	18.00	12	14	59	0.163	19.0	12	14	60	0.073	19.0
adder_16bit	16	30	103	N/A	1.46e-07	15	28	98	N/A	1.38e-07	9	18	50	N/A	4.9e-08
adder_32bit	60	105	306	N/A	4.58e-07	-	-	-	-	-	35	63	194	N/A	2.8e-07
adder_8bit	21	38	87	N/A	9.7e-08	8	12	45	N/A	6.8e-08	21	38	87	N/A	9.7e-08
adder_pipe_64bit	117	71	514	0.062	127.00	-	-	-	-	-	-	-	-	-	-
alu	404	646	2153	N/A	2.7e-06	-	-	-	-	-	-	-	-	-	-
asyn_fifo	27	30	120	-1.331	29.00	-	-	-	-	-	-	-	-	-	-
calendar	16	22	90	0.256	22.0	-	-	-	-	-	18	23	93	0.147	21.00
counter_12	2	4	15	0.537	13.00	2	4	15	0.537	13.00	2	4	15	0.537	13.00
div_16bit	315	575	1516	N/A	1.8e-06	-	-	-	-	-	-	-	-	-	-
edge_detect	2	2	7	0.634	13.00	2	3	10	0.444	13.00	2	2	7	0.634	13.00
freq_div	10	18	42	0.255	13.00	9	17	37	0.255	13.00	10	18	42	0.255	13.00
fsm	5	8	23	0.371	12.00	-	-	-	-	-	5	8	23	0.348	12.00
multi_16bit	100	123	547	-0.526	41.00	-	-	-	-	-	94	146	505	-0.360	45.0
multi_booth_8bit	48	89	300	-1.702	54.00	-	-	-	-	-	60	102	319	-1.862	55.0
multi_pipe_4bit	10	18	50	0.343	16.00	-	-	-	-	-	17	31	58	-0.036	17.0
multi_pipe_8bit	58	89	215	-0.061	31.00	-	-	-	-	-	54	89	213	-0.026	31.00
parallel2serial	4	7	17	0.612	13.00	-	-	-	-	-	-	-	-	-	-
pe	23	46	232	-0.265	52.00	23	46	232	-0.265	52.00	23	46	232	-0.265	52.00
pulse_detect	3	5	17	0.559	12.00	-	-	-	-	-	-	-	-	-	-
radix2_div	61	97	313	-0.123	28.00	-	-	-	-	-	-	-	-	-	-
right_shifter	3	0	16	0.637	16.00	3	0	16	0.637	16.00	3	0	16	0.637	16.00
serial2parallel	10	7	41	0.309	17.0	6	4	27	0.591	16.00	8	6	35	0.391	16.00
signal_generator	6	6	30	0.559	14.00	6	6	27	0.543	14.00	6	6	30	0.559	14.00
synchronizer	-	-	-	-	-	20	0	18	-1.207	22.00	20	0	18	-1.207	22.00
traffic_light	18	31	99	0.149	18.00	-	-	-	-	-	17	25	87	0.218	18.00
width_8to16	14	3	52	0.372	21.00	13	3	51	0.377	21.00	14	3	53	0.352	21.00
# Best Quality	17/28	21/28	17/28	18/23	22/28	12/14	11/14	11/14	7/12	12/14	14/22	14/22	12/22	10/19	16/22

Table 3: The quality of the generated test bench during the self-verification step and the functionality correctness of the corresponding RTL code on the RTLLM benchmark.

Test bench quality	#test bench	#correct RTL (correctness rate)
fully correct	11	10 (90.0%)
correct test cases	12	9 (75.0%)
incorrect	6	3 (50.0%)

Table 4: Evaluation on the robustness of VeriAssist’s RTL code generation with GPT-4.

Benchmark	Avg pass@5	std
VerilogEval-Human	0.626	0.007
VerilogEval-Machine	0.780	0.008
RTLLM	0.752	0.289

correct test cases achieve a 75% correctness rate. In contrast, test benches that are incorrect lead to only 50% correct RTL code. Notably, VeriAssist is able to generate 23 out of 29 test benches that include at least correct test cases, which contribute to the majority of the correct RTL code.

Our study underscores that test bench generation is essential for RTL design but poses significant challenges as a code generation task. It demands not only correct input and output cases but also precise timing requirements to adequately cover corner cases or critical paths. Improving test bench generation to suggest high-quality test bench remains a key area for our future research.

5.4.3 Robustness of VeriAssist. To evaluate the robustness of VeriAssist, we further evaluate whether the proposed self-correction and self-verification mechanisms work well consistently across various prompt variants. For the initial prompt, self-verification prompt, and self-correction prompt, we craft 5 prompt variants for each of them that slightly vary in their wording but maintain the same fundamental task. For example, in the initial prompt, variants could range from "outline the steps needed before generating RTL code" to "plan the solutions step-by-step then implement accordingly". Then in each testing round, we randomly select one variant from each set of prompts to ensure that each test experiences a slightly different input context, while still following the standard VeriAssist workflow. This randomness allows us to examine how minor changes in prompts affect the consistency of the LLM’s output and the robustness of VeriAssist. We repeat the test five times and then calculate the average score and the standard deviation (std), as reported in Table 4. The results indicate that the scores are very stable with a minimal standard deviation, demonstrating that the effectiveness of VeriAssist workflow is consistent across various wordings in prompts. During testing, we observed that different combinations of prompt variants lead to various code generation and refinement traces. However, with the proposed VeriAssist framework, the model is able to generate diverse, yet correct, code with consistently high pass rate scores.

6 CONCLUSION

We propose *VeriAssist*, an LLM-powered assistant for Verilog RTL design, which suggests high-quality RTL code with test benches. VeriAssist is an automatic prompting system, integrating with the simulator to enable LLMs to iteratively perform self-correction and self-verification to improve the quality of generated RTL code. Comprehensive evaluation across various benchmarks shows significant improvements in both syntax and functionality correctness over existing LLM implementations for RTL code generation, establishing VeriAssist’s potential efficacy in reducing the need for human intervention and making RTL design more accessible to novices. Future work will focus on integrating synthesis results into the feedback loop of VeriAssist to improve the performance of the generated RTL code. Additionally, generating reliable test benches to effectively cover critical cases and assist test bench design is an essential aspect to explore in assisting RTL design.

REFERENCES

- [1] Josh Achiam, Steven Adler, Sandhini Agarwal, Lama Ahmad, Ilge Akkaya, Florencia Leoni Aleman, Diogo Almeida, Janko Altenschmidt, Sam Altman, Shyamal Anadkat, et al. 2023. Gpt-4 technical report. *arXiv preprint arXiv:2303.08774* (2023).
- [2] Baleegh Ahmad, Shailja Thakur, Benjamin Tan, Ramesh Karri, and Hammond Pearce. 2024. On Hardware Security Bug Code Fixes By Prompting Large Language Models. *IEEE Transactions on Information Forensics and Security* (2024).
- [3] anthropic. [n. d.]. Anthropic Claude API. ([n. d.]). <https://www.anthropic.com/api>
- [4] Anthropic. 2024. The Claude 3 Model Family: Opus, Sonnet, Haiku. (2024). https://www-cdn.anthropic.com/de8ba9b01c9ab7cbabf5c33b80b7bbc618857627/Model_Card_Claude_3.pdf
- [5] Jason Blocklove, Siddharth Garg, Ramesh Karri, and Hammond Pearce. 2023. Chip-chat: Challenges and opportunities in conversational hardware design. In *2023 ACM/IEEE 5th Workshop on Machine Learning for CAD (MLCAD)*. IEEE, 1–6.
- [6] Tom Brown, Benjamin Mann, Nick Ryder, Melanie Subbiah, Jared D Kaplan, Prafulla Dhariwal, Arvind Neelakantan, Pranav Shyam, Girish Sastry, Amanda Askell, et al. 2020. Language models are few-shot learners. *Advances in neural information processing systems* 33 (2020), 1877–1901.
- [7] Mark Chen, Jerry Tworek, Heewoo Jun, Qiming Yuan, Henrique Ponde de Oliveira Pinto, Jared Kaplan, Harri Edwards, Yuri Burda, Nicholas Joseph, Greg Brockman, et al. 2021. Evaluating large language models trained on code. *arXiv preprint arXiv:2107.03374* (2021).
- [8] Xinyun Chen, Maxwell Lin, Nathanael Schärli, and Denny Zhou. 2023. Teaching large language models to self-debug. *arXiv preprint arXiv:2304.05128* (2023).
- [9] Ghada Dessouky, David Gens, Patrick Haney, Garrett Persyn, Arun Kanuparthi, Hareesh Khattri, Jason M Fung, Ahmad-Reza Sadeghi, and Jeyavijayan Rajendran. 2019. {HardFails}: Insights into {Software-Exploitable} Hardware Bugs. In *28th USENIX Security Symposium (USENIX Security 19)*. 213–230.
- [10] Dong Huang, Qingwen Bu, Jie M Zhang, Michael Luck, and Heming Cui. 2023. AgentCoder: Multi-Agent-based Code Generation with Iterative Testing and Optimisation. *arXiv preprint arXiv:2312.13010* (2023).
- [11] Kevin Laefer, Brandon Fajardo, Abhik Ahuja, Vighnesh Iyer, Borivoje Nikolić, and Koushik Sen. 2024. RTL-Repair: Fast Symbolic Repair of Hardware Design Code. In *Proceedings of the 29th ACM International Conference on Architectural Support for Programming Languages and Operating Systems, Volume 3* (<conf-loc>, <city>La Jolla</city>, <state>CA</state>, <country>USA</country>, </conf-loc>) (*ASPLOS ’24*). Association for Computing Machinery, New York, NY, USA, 867–881. <https://doi.org/10.1145/3620666.3651346>
- [12] Luciano Lavagno, Louis Scheffer, and Grant Martin. 2018. *EDA for IC implementation, circuit design, and process technology*. CRC press.
- [13] Raymond Li, Loubna Ben Allal, Yangtian Zi, Niklas Muennighoff, Denis Kocetkov, Chenghao Mou, Marc Marone, Christopher Akiki, Jia Li, Jenny Chim, et al. 2023. StarCoder: may the source be with you! *arXiv preprint arXiv:2305.06161* (2023).
- [14] Yujia Li, David Choi, Junyoung Chung, Nate Kushman, Julian Schrittwieser, Rémi Leblond, Tom Eccles, James Keeling, Felix Gimeno, Agustin Dal Lago, et al. 2022. Competition-level code generation with alphacode. *Science* 378, 6624 (2022), 1092–1097.
- [15] Mingjie Liu, Teodor-Dumitru Ene, Robert Kirby, Chris Cheng, Nathaniel Pinckney, Rongjian Liang, Jonah Alben, Himyanshu Anand, Sanmitra Banerjee, Ismet Bayraktaroglu, et al. 2023. Chipnemo: Domain-adapted llms for chip design. *arXiv preprint arXiv:2311.00176* (2023).

- [16] Mingjie Liu, Nathaniel Pinckney, Bruce Khalany, and Haoxing Ren. 2023. VerilogEval: Evaluating large language models for verilog code generation. In *2023 IEEE/ACM International Conference on Computer Aided Design (ICCAD)*. IEEE, 1–8.
- [17] Yao Lu, Shang Liu, Qijun Zhang, and Zhiyao Xie. 2024. RTLLM: An open-source benchmark for design rtl generation with large language model. In *2024 29th Asia and South Pacific Design Automation Conference (ASP-DAC)*. IEEE, 722–727.
- [18] Niklas Muennighoff, Qian Liu, Armel Zebaze, Qinkai Zheng, Binyuan Hui, Terry Yue Zhuo, Swayam Singh, Xiangru Tang, Leandro Von Werra, and Shayne Longpre. 2023. Octopack: Instruction tuning code large language models. *arXiv preprint arXiv:2308.07124* (2023).
- [19] Razvan Nane, Vlad-Mihai Sima, Christian Pilato, Jongsok Choi, Blair Fort, Andrew Canis, Yu Ting Chen, Hsuan Hsiao, Stephen Brown, Fabrizio Ferrandi, et al. 2015. A survey and evaluation of FPGA high-level synthesis tools. *IEEE Transactions on Computer-Aided Design of Integrated Circuits and Systems* 35, 10 (2015), 1591–1604.
- [20] Erik Nijkamp, Hiroaki Hayashi, Caiming Xiong, Silvio Savarese, and Yingbo Zhou. 2023. Codegen2: Lessons for training llms on programming and natural languages. *arXiv preprint arXiv:2305.02309* (2023).
- [21] Erik Nijkamp, Bo Pang, Hiroaki Hayashi, Lifu Tu, Huan Wang, Yingbo Zhou, Silvio Savarese, and Caiming Xiong. 2022. Codegen: An open large language model for code with multi-turn program synthesis. *arXiv preprint arXiv:2203.13474* (2022).
- [22] OpenAI. 2020. OpenAI API. (2020). <https://openai.com/index/openai-api>
- [23] Hammond Pearce, Benjamin Tan, and Ramesh Karri. 2020. Dave: Deriving automatically verilog from english. In *Proceedings of the 2020 ACM/IEEE Workshop on Machine Learning for CAD*. 27–32.
- [24] Bo Qiao, Liqun Li, Xu Zhang, Shilin He, Yu Kang, Chaoyun Zhang, Fangkai Yang, Hang Dong, Jue Zhang, Lu Wang, et al. 2023. Taskweaver: A code-first agent framework. *arXiv preprint arXiv:2311.17541* (2023).
- [25] RapidSilicon. 2023. RapidGPT. (2023). <https://rapidsilicon.com/rapidgpt/>
- [26] Baptiste Roziere, Jonas Gehring, Fabian Gloeckle, Sten Sootla, Itai Gat, Xiaoqing Ellen Tan, Yossi Adi, Jingyu Liu, Tal Remez, Jérémy Rapin, et al. 2023. Code llama: Open foundation models for code. *arXiv preprint arXiv:2308.12950* (2023).
- [27] Louis Scheffer, Luciano Lavagno, and Grant Martin. 2018. *EDA for IC system design, verification, and testing*. CRC press.
- [28] Shailja Thakur, Baleegh Ahmad, Zhenxing Fan, Hammond Pearce, Benjamin Tan, Ramesh Karri, Brendan Dolan-Gavitt, and Siddharth Garg. 2023. Benchmarking large language models for automated verilog rtl code generation. In *2023 Design, Automation & Test in Europe Conference & Exhibition (DATE)*. IEEE, 1–6.
- [29] Hugo Touvron, Louis Martin, Kevin Stone, Peter Albert, Amjad Almahairi, Yasmine Babaei, Nikolay Bashlykov, Soumya Batra, Prajwal Bhargava, Shruti Bhosale, et al. 2023. Llama 2: Open foundation and fine-tuned chat models. *arXiv preprint arXiv:2307.09288* (2023).
- [30] Ashish Vaswani, Noam Shazeer, Niki Parmar, Jakob Uszkoreit, Llion Jones, Aidan N Gomez, Lukasz Kaiser, and Illia Polosukhin. 2017. Attention is all you need. *Advances in neural information processing systems* 30 (2017).
- [31] Kazutoshi Wakabayashi and Takumi Okamoto. 2000. C-based SoC design flow and EDA tools: An ASIC and system vendor perspective. *IEEE Transactions on Computer-Aided Design of Integrated Circuits and Systems* 19, 12 (2000), 1507–1522.
- [32] Jason Wei, Yi Tay, Rishi Bommasani, Colin Raffel, Barret Zoph, Sebastian Borgeaud, Dani Yogatama, Maarten Bosma, Denny Zhou, Donald Metzler, et al. 2022. Emergent abilities of large language models. *arXiv preprint arXiv:2206.07682* (2022).
- [33] Jason Wei, Xuezhi Wang, Dale Schuurmans, Maarten Bosma, Fei Xia, Ed Chi, Quoc V Le, Denny Zhou, et al. 2022. Chain-of-thought prompting elicits reasoning in large language models. *Advances in neural information processing systems* 35 (2022), 24824–24837.
- [34] S. Williams. 2008. The ICARUS Verilog Compilation System. (2008). <https://github.com/steveicarus/iverilog>
- [35] Haoyuan Wu, Zhuolun He, Xinyun Zhang, Xufeng Yao, Su Zheng, Haisheng Zheng, and Bei Yu. 2024. Chateda: A large language model powered autonomous agent for eda. *IEEE Transactions on Computer-Aided Design of Integrated Circuits and Systems* (2024).
- [36] Daoguang Zan, Bei Chen, Fengji Zhang, Dianjie Lu, Bingchao Wu, Bei Guan, Yongji Wang, and Jian-Guang Lou. 2022. Large language models meet nl2code: A survey. *arXiv preprint arXiv:2212.09420* (2022).
- [37] Wayne Xin Zhao, Kun Zhou, Junyi Li, Tianyi Tang, Xiaolei Wang, Yupeng Hou, Yingqian Min, Beichen Zhang, Junjie Zhang, Zican Dong, et al. 2023. A survey of large language models. *arXiv preprint arXiv:2303.18223* (2023).
- [38] Ruizhe Zhong, Xingbo Du, Shixiong Kai, Zhenhao Tang, Siyuan Xu, Hui-Ling Zhen, Jianye Hao, Qiang Xu, Mingxuan Yuan, and Junchi Yan. 2023. LLM4EDA: Emerging Progress in Large Language Models for Electronic Design Automation. *arXiv preprint arXiv:2401.12224* (2023).