
PTA: Enhancing Multimodal Sentiment Analysis through Pipelined Prediction and Translation-based Alignment

Shezheng Song¹, Shasha Li¹, Shan Zhao², Chengyu Wang¹, Xiaopeng Li¹, Jie Yu¹,
Qian Wan⁴, Jun Ma¹, Tianwei Yan¹, Wentao Ma³, Xiaoguang Mao¹
betterszsong@gmail.com

¹National University of Defense Technology

²Hefei University of Technology

³Anhui Agricultural University

⁴Central China Normal University

Abstract

Multimodal aspect-based sentiment analysis (MABSA) aims to understand opinions in a granular manner, advancing human-computer interaction and other fields. Traditionally, MABSA methods use a joint prediction approach to identify aspects and sentiments simultaneously. However, we argue that joint models are not always superior. Our analysis shows that joint models struggle to align relevant text tokens with image patches, leading to misalignment and ineffective image utilization. In contrast, a pipeline framework first identifies aspects through MATE (Multimodal Aspect Term Extraction) and then aligns these aspects with image patches for sentiment classification (MASC: Multimodal Aspect-Oriented Sentiment Classification). This method is better suited for multimodal scenarios where effective image use is crucial. We present three key observations: (a) MATE and MASC have different feature requirements, with MATE focusing on token-level features and MASC on sequence-level features; (b) the aspect identified by MATE is crucial for effective image utilization; and (c) images play a trivial role in previous MABSA methods due to high noise. Based on these observations, we propose a pipeline framework that first predicts the aspect and then uses translation-based alignment (TBA) to enhance multimodal semantic consistency for better image utilization. Our method achieves state-of-the-art (SOTA) performance on widely used MABSA datasets Twitter-15 and Twitter-17. This demonstrates the effectiveness of the pipeline approach and its potential to provide valuable insights for future MABSA research. For reproducibility, the code and checkpoint will be released.

1 Introduction

Multimodal aspect-based sentiment analysis (MABSA) refers to the process of understanding opinions in human expression in a more granular manner. Research in sentiment analysis facilitates the development of human-computer interaction [23], healthcare [12] and etc. As shown in Figure 1a, MABSA is typically achieved through joint prediction of aspects and their corresponding sentiments, such as "Messi:B-pos". In fact, MABSA could also be decomposed into a pipeline process, which comprises two subtasks: MATE (multimodal aspect term extraction) and MASC (multimodal aspect-oriented sentiment classification). As depicted in Figure 1b, after extracting aspect "Messi" from text [29](MATE), MASC could assign sentiment label "positive" to the given aspect "Messi" [9, 42].

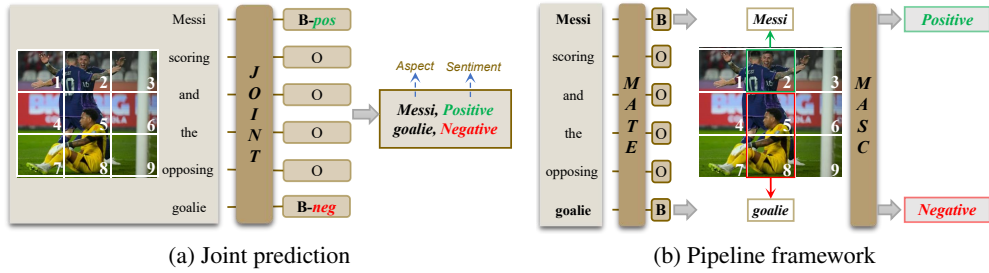


Figure 1: Frameworks of MABSA. "B-pos" means "Begin, Positive"; I and O represent "In" and "Out" respectively, indicating the aspect position. In pipeline framework, MATE first identifies the aspect as "Messi." Then, "Messi" interacts with the image for sentiment classification "Positive."

The joint prediction mode is widely adopted by existing MABSA methods [37, 32, 13, 16, 33, 38, 44, 22]. While there is a long-held belief that *joint models can better capture the semantics of aspect and sentiment*, we argue that this assumption does not universally hold. In these joint models, each token is annotated as one of [B-positive, B-negative, B-neutral, I, O], thereby jointly annotating the sentence with (aspect, sentiment) tuples. Although this approach can reduce error accumulation, it poses significant challenges in determining the relevant text tokens (aspect) before completing the joint prediction. Due to the uncertainty regarding which tokens in the text are useful, as illustrated in Figure 1a, selecting image patch 2 and aligning it with the useful token for predicting "B-pos" is difficult. Consequently, the difficulty in identifying the image patches related to the aspect leads to misalignment of multimodal information and ineffective image utilization. In contrast, the pipeline framework can first identify the aspect (MATE), and then align the aspect with the corresponding image patches, enabling more precise and accurate image utilization. The pipeline is better suited for multimodal scenarios where the effective use of images is crucial.

Through the analysis of the current MABSA methods, we observe that **(a) The MATE and MASC models have different requirements for features.** As shown in Figure 1b, MATE focuses on the label results for each token, emphasizing *textual token-level features*, such as "Messi". MASC, on the other hand, focuses on classification results of *local sentences and images*, emphasizing sequence-level features, such as "Messi scoring" and image patch 2. Sharing MATE and MASC can lead to confusion in feature representation for joint models, damaging performance. **(b) The aspect of MATE results is crucial for utilizing images.** In the joint prediction approach of MABSA, techniques like attention are used to map patches in images to tokens in text. However, in cases where it's uncertain which token in the text is relevant, this mapping approach severely limits the utilization of images. In conclusion, we argue that pipeline framework could capture features at different levels, including token-level and sentence-level. Moreover, it can utilize predicted aspects to capture effective image information more finely. Therefore, we believe that pipeline approach is better than joint framework. **(c) Images play a trivial role in previous MABSA methods** [38, 22, 44, 16, 45]. In fact, there is a significant degree of randomness in how people post opinions. In the process, sentiment expression primarily relies on text, while accompanying images are often chosen randomly. Due to the data for sentiment analysis tasks often coming from social media platforms [19, 40, 41], the image data for MABSA contains more noise compared with other tasks [20, 26, 30]. *Even if the aspect is determined, the high noise in the image makes it difficult to map the relevant image patches with the aspect.* High-noise image information requires a higher demand for how models utilize images. Directly using images may even lead to performance degradation. Simply using attention mechanisms [38, 33] or mapping features to latent space [22, 13, 45, 16] for alignment is not advisable because the noise in images may prevent effective information expression. Finally, we conduct experimental validation to support our observations and corresponding analysis (§5.4).

Based on observations **(a)** and **(b)**, we modify the framework of the MABSA task, replacing the joint prediction framework with a pipeline framework where the aspect is predicted first (MATE), followed by combining relevant parts from the image to complete sentiment classification (MASC). The MATE is considered a token-level label task, predicting the BIO labels for each token and obtaining aspects based on the prediction results. Then, in MASC, the aspect obtained in the MATE is used to extract relevant visual features; Based on observation **(c)**, we aim to strengthen the consistent

parts between the text and images from a semantic coherence perspective. Specifically, we leverage semantic consistency among modalities, much like in translation where the inherent semantics conveyed by different languages are consistent. Different modalities are treated as different languages, transforming the multimodal alignment issue into a multilingual translation problem. In detail, vision-to-text(v2t) translation is leveraged to learn the visual semantic consistency with text. Through the translation-based alignment (TBA), we direct the model’s attention towards the consistent visual information with text, which often represents the core of what multimodal information aims to convey.

The contributions are summarized as follows:

- We highlight three experimentally-supported observations and the corresponding insights in MABSA, which hold the potential to offer valuable insights for subsequent research and for tasks employing joint prediction, e.g., Multimodal Named Entity Recognition (MNER).
- We replace the widely used joint prediction framework with a pipeline framework for MABSA, where MATE is completed before MASC, providing a fresh perspective for solving MABSA and validating its effectiveness.
- In MASC task of pipeline framework, drawing inspiration from machine translation, we consider different modalities as different languages and propose a translation-based alignment (TBA) method to address the issue of multimodal information alignment.
- Our method achieves State-of-The-Art (SOTA) performance in public and widely adopted MABSA datasets: Twitter-15 and Twitter-17. Our method also outperforms Large Language Model (LLM) Llama2, ChatGPT, and VisualGLM6B.

2 Related Work

Most previous MABSA methods [37, 32, 13, 16, 33, 38, 44, 22] rely on joint prediction, labeling text tokens while simultaneously predicting aspects and sentiments. For instance, DQPSA [22] employs a prompt and an energy-based pairwise expert module to improve the prediction of joint prediction based on pairwise stability. JML [13] jointly handles multimodal aspect extraction and sentiment analysis, incorporating cross-modal relation detection. DTCA [38] uses tasks to bridge modality gaps and an adaptive multimodal mechanism to dynamically adjust modality importance. Additionally, a few methods like AoM [45] recognize the importance of aspects for the MASC task and use Spacy to label all nouns as candidate aspects. However, part-of-speech tagging is too coarse, and the extracted candidate aspects can only serve as supplementary information.

Joint sentiment analysis methods struggle to identify useful text. This limitation is not as pronounced in text tasks but becomes significant in multimodal scenarios, where effective text is needed to help determine relevant images. Traditional joint methods interact with images using coarse-grained sentence-level information, leading to suboptimal results: DTCA [38] attempts to use image information through two auxiliary tasks: vision-aware extraction and token-patch matching. M2DF [44] aims to mitigate the negative impact of noisy images by proposing a noise reduction algorithm. VLP [16] introduces additional image-related pretraining tasks to enhance image utilization, with high training costs. CMMT [33] extracts adjective-noun pairs (ANPs) [43, 1] from images as additional information. Despite these various approaches, ablation studies reveal that they do not effectively utilize images [38, 44, 16, 33, 22]. Therefore, an effective method for utilizing images in MABSA is needed. In the direction of image utilization in multimodal scenarios, attention has been focused on the inherent multimodal semantic consistency [34]. Inspired by interlingual translations [11], generative approaches [46, 39, 3] are taken to address the transformation and alignment between modalities.

3 Pipeline Framework

We solve the MABSA in two steps (aspect extraction §3.1 and sentiment classification §3.2) and use translated-based alignment method (§3.3) to enhance image utilization in high-noise scenarios during sentiment classification.

This input contains two parts of information: image and text, so it requires different processing and encoding for both types of information.

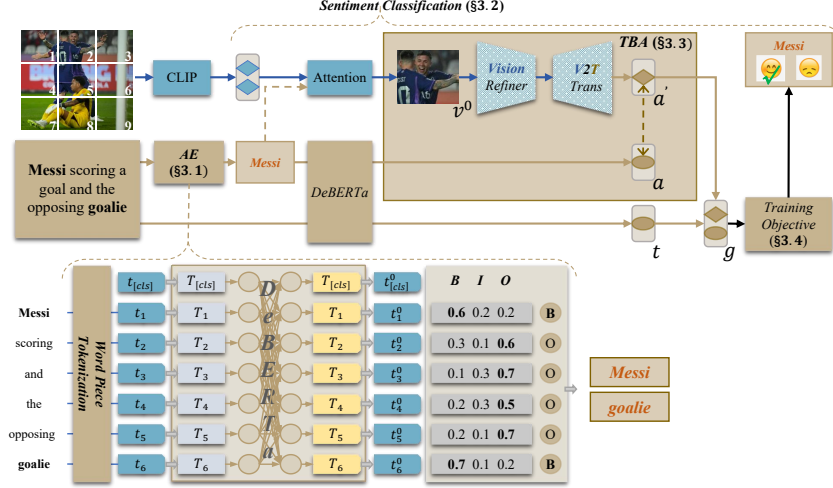


Figure 2: Overview of our method. AE means aspect extraction module, which is used to extract "Messi" from the sentence for the subsequent sentiment classification task. a and t represent the aspect and sentence feature, respectively. a' is the translated image feature, aimed at maintaining semantic consistency with a . B denotes the beginning of the aspect position, while O indicates that the token is not an aspect.

Textual Representation. The input text is tokenized by the WordPiece [31] tokenizer as same as in the DeBERTa [8] model to obtain token embeddings t^0 with a word embedding matrix $T \in \mathbb{R}^{N \times |\hat{V}|}$.

$$t^0 = [t_{[cls]}T, t_1T, t_2T, \dots, t_NT, t_{[sep]}T] \in \mathbb{R}^{N \times d} \quad (1)$$

where $|\hat{V}|$ is the number of the vocabulary items and N is the length of text. Here, the $[cls]$ and $[sep]$ tokens respectively respond to $\langle s \rangle$ and $\langle /s \rangle$ tokens in the DeBERTa model.

Visual Representation. Following the ViT [6], image is first sliced into a sequence of patches $v = [v_1, v_2, \dots, v_M] \in \mathbb{R}^{M \times p^2}$, where (p, p) is the resolution of each patch and M is the resulting number of patches. Each patch is then flattened and prepended with a special token, i.e., $v_{[cls]}$, followed by linear projection $V \in \mathbb{R}^{p^2 \times d}$. Thus we could get the result patch embeddings v^0 .

$$v^0 = [v_{[cls]}, v_1V, v_2V, \dots, v_MV] \in \mathbb{R}^{M \times d} \quad (2)$$

3.1 Aspect Extraction

The textual representation obtained from DeBERTa, i.e., $t^0 = [t_{[cls]}T, t_1T, t_2T, \dots, t_NT, t_{[sep]}T]$ is fed to a fully connected layer with softmax activation to predict the labels for the tokens:

$$y_n = \text{softmax}(Wt_n + b) \in \mathbb{R}^{N \times k} \quad (3)$$

where $W \in \mathbb{R}^{d \times k}$ and $b \in \mathbb{R}^{N \times k}$ are trainable parameters, and k is the number of the candidate tags. For token label task, instead of using 7 tags (B-pos, B-neg, B-neu, I-pos, I-neg, I-neu, O) as in previous works [38], we are only concerned with predicting the position of aspects, and thus the number of tags $k = 3$ (B, I, O). The number of classes is compressed by half, decreasing the prediction error caused by sentiment analysis.

Aspect Label Loss. The aspect label loss \mathcal{L}_a is categorical cross-entropy, where \bar{y}_i is the ground-truth token label (B, I, O).

$$\mathcal{L}_a = CE(\bar{y}_n, y_n) = - \sum_{i=1}^n \bar{y}_i \log(y_i) \quad (4)$$

As shown in Algorithm 1, we convert the aspect logits (probabilities of B, I, O) from sequence labeling into textual aspect ta , such as "Messi". Then ta is encoded through DeBERTa to get aspect feature $a \in \mathbb{R}^{N \times d}$. B, I, and O respectively stand for Begin, Inside, and Out, representing the beginning position, inside position, and outside of aspect.

3.2 Sentiment Classification

As shown in Figure 2, we feed the aspect information $a = AE(text)$ obtained from the previous step as additional supplementary information into the sentiment classification task of the sentence. Specifically, we use aspect information to extract relevant parts of information from the image, such as using "Messi" to apply attention mechanism to visual features related to characters in the image, to obtain $v^0 = att(a, v)$. We use a translation-based alignment module (§3.3) to transform the visual and textual information, expecting the translated information to be consistent with the target information. For example, the translated textual information a' should maintain semantic consistency with the original information a^0 . In this translation process, we strengthen the parts of the text and image information that are highly consistent and weaken the inconsistent parts.

$$a' = \mathbb{T}_{v2t}(v^0) \in \mathbb{R}^{N \times d} \quad (5)$$

We add the translated feature a' from the translation module to the aspect features a (§3.1). The fused features g are passed through linear layer for classification, thus we could get sentiment label s .

$$g = a'_{[cls]} + t_{[cls]} \in \mathbb{R}^{1 \times d} \quad (6)$$

$$s = \text{softmax}(W^g g + b^g) \in \mathbb{R}^1 \quad (7)$$

The final output (a_i, s_i) consists of pairs of (1) the aspect a from the MATE and (2) the corresponding sentiment s obtained from the sentence-level sentiment classification task.

3.3 Translation-Based Alignment

The TBA part in Figure 2 shows the proposed multimodal alignment method, named translation-based alignment method. Specifically, we incorporate a feature refiner to refine valuable information comprehensively. Then, to align multimodal features, we take a cross-modal translation-based alignment (TBA) method to complete the vision-to-text (v2t) translation.

We feed the original visual feature v^0 into v2t translation module to get translated textual feature a' .

$$a' = \mathbb{T}_{v2t}(v^0) \quad (8)$$

CLIPEncoderLayer [24] is taken as vision refiner \mathcal{R}_v to get refined vision-related feature θ_v .

$$A = \text{softmax}\left(\frac{(W^Q v^0)^T (W^K v^0)}{\sqrt{d}}\right) (W^V v^0) \quad (9)$$

$$h = \text{ReLU}(W^A A + b_A) \quad (10)$$

$$\theta_v = A + h \quad (11)$$

where $W^Q \in \mathbb{R}^{d \times d_q}$, $W^K \in \mathbb{R}^{d \times d_k}$, $W^V \in \mathbb{R}^{d \times d_v}$ are randomly initialized projection matrices. We set $d_q = d_k = d_v = d/h$. h is the number of heads of attention layer. The translated textual feature a' is computed as follows and $Q_t \in \mathbb{R}^{M \times d}$ is a learnable textual query which shared across samples.

$$a' = \text{softmax}\left(\frac{(W^Q Q_t)^T (W^K \theta_v)}{\sqrt{d}}\right) (W^V \theta_v) \quad (12)$$

3.4 Training Objective

Sentiment Classification Loss. We compute the loss for sentence classification using cross-entropy loss. s_i represents the predicted sentiment, while \bar{s}_i represents the sentiment label obtained after transformation based on the Algorithm 2.

$$\mathcal{L}_s = CE(\bar{s}_n, s_n) = - \sum_{i=1}^n \bar{s}_i \log(s_i) \quad (13)$$

Semantic Consistency Loss. The semantic consistency loss serves the purpose of guaranteeing the cross-modal translation of desired features. The consistency loss \mathcal{L}_c for translation is as follows. D_{KL} denotes the Kullback-Leibler Divergence.

$$\mathcal{L}_c = D_{KL}(a' || a^0) = - \sum_{i=1}^n a' \log \frac{a^0}{a'} \quad (14)$$

Overall Objective. To better guide the model during training, our training objective consists of two components. (1) \mathcal{L}_s for the sentiment classification. (2) \mathcal{L}_c in the cross-modal translation-based alignment method is employed to ensure semantic consistency. The learning objective \mathcal{L} is as follows and β is the hyperparameter.

$$\mathcal{L} = \mathcal{L}_s + \beta\mathcal{L}_c \tag{15}$$

4 Experimental Setting

4.1 Datasets, Metrics and Implement Details

Following the previous works [38, 22, 45, 33], we consider two well-constructed MABSA datasets, mainly consisting of reviews on Twitter, including text and image. These datasets are Twitter2015 and Twitter2017, originally provided by Zhang et al. [41] for multimodal named entity recognition and annotated with the sentiment polarity for each aspect by Lu et al. [19]. The statistics of these datasets are shown in Table 7. An aspect is regarded as correctly predicted only if the aspect term and polarity respectively match the ground-truth aspect term and corresponding polarity.

For all experiments, the weights of DeBERTa and ViT are respectively initialized from pretrained DeBERTa-base and ViT-base-patch16-224-in21k. The hidden size d is 768, the number of heads in cross-modal self-attention is 8, patch size P is 14. Besides, AdamW optimizer [18] with a base learning rate of $2e^{-5}$ and warmup decay of 0.1 is used. The maximum text length and batch size are set to 60 and 16. The Pytorch version is 2.0 and all experiments are conducted on RTX800. Our experiments require 24GB of VRAM and the time needed to run 150 epochs is approximately 3h.

4.2 Baseline

To evaluate the proposed model, we select multiple representative advanced methods for comparison: (1) *SPAN* [10] uses span-based identification to locate the positions of targets in the text, effectively addressing the issue of overlapping targets. (2) *D-GCN* [4], based on directional convolutional networks, jointly tackles aspect extraction and sentiment analysis while leveraging syntactic information. It effectively utilizes the dependencies among words. (3) *BART* [15] adapts the MABSA task to BART by redefining it as an index generation problem. (4) *UMT-collapse* [37] unifies aspect extraction and sentiment analysis into a single process, leveraging a directional graph convolutional network architecture and introducing additional syntactic information to aid in understanding input data. (5) *OSCGA-collapse* [32] emphasizes the value of finer-grained information in aiding MABSA tasks, further leveraging object-level image details and character-level text information. (6) *JML* [13] employs a hierarchical approach to comprehend multimodal information and connects the tasks of MATE and MASC. (7) *VLP* [16] is a specialized Vision-Language Pre-training framework designed for MABSA. It features a unified multimodal encoder-decoder architecture for both pretraining and downstream tasks. (8) *DTCA* [38] introduces a dual-encoder transformer, and improves cross-modal alignment by introducing auxiliary tasks and an unsupervised approach to enhance text and image representation. (9) *M2DF* [44] proposes a Multi-grained Multi-curriculum Denoising Framework (M2DF) based on the concept of curriculum learning to address the negative impact of noisy images. (10) *AoM* [45] introduces an aspect-aware attention module to detect aspect-relevant information from text-image pairs, integrating sentiment embedding and graph convolutional networks. (11) *DQPSA* [22] uses a prompt as a dual query module to extract relevant visual information and an energy-based pairwise expert module for improved span prediction.

5 Results and Analysis

5.1 MABSA Results

Table 1 summarizes the comparative results of the proposed PTA model against several previous methods in terms of precision (P), recall (R), and F1-score. As indicated, the proposed model outperforms all the baseline models. Compared with the multimodal baseline with the best performance, i.e. DQPSA, PTA still shows absolute F1-score increases of 2.2% and 3.1%. Compared with text-based models, PTA provides far better results. The PTA F1 outperforms RoBERTa by 10.8% and 8.1% respectively on Twitter-2015 and Twitter-2017. This indicates that the proposed method could enable

Table 1: **MABSA** (Multimodal Aspect-based Sentiment Analysis) results of our model and others with comparison. Bold indicates the best and underline is the second-best performance.

MABSA	Twitter15			Twitter17			Year	Publication
	F1	Precision	Recall	F1	Precision	Recall		
SPAN [10]	53.8	53.7	53.9	60.6	69.6	61.7	2019	ACL
D-GCN [4]	59.4	58.3	58.8	64.1	64.2	64.1	2020	COLING
BART [15]	62.9	65.0	63.9	65.2	65.6	65.4	2020	ACL
RoBERTa [17]	63.3	62.9	63.7	65.6	65.1	66.2	2020	arXiv
UMT [37]	59.8	58.4	61.4	62.4	62.3	62.4	2020	ACL
OSCGA [32]	62.5	61.7	63.4	63.7	63.4	64.0	2020	ACM MM
JML [13]	64.1	65.0	63.2	66.0	66.5	65.5	2021	EMNLP
VLP [16]	65.1	68.3	66.6	66.9	69.2	68.0	2022	ACL
CMMT [33]	66.5	64.6	68.7	68.5	67.6	69.4	2022	IPM
M2DF [44]	67.6	67.0	68.3	68.3	67.9	68.8	2023	EMNLP
DTCA [38]	68.4	67.3	<u>69.5</u>	70.4	69.6	<u>71.2</u>	2022	ACL
AoM [45]	68.6	67.9	69.3	69.7	68.4	71.0	2023	ACL
DQPSA [22]	<u>71.9</u>	<u>71.7</u>	72.0	<u>70.6</u>	<u>71.1</u>	70.2	2024	AAAI
Llama2 [27]	54.3	53.6	55.0	58.2	57.6	58.8	2023	
ChatGPT3.5 [21]	51.4	50.9	51.9	55.8	55.6	56.1	2023	
Ours	74.1	76.3	72.0	73.7	74.6	72.8		

Table 2: **MATE** (Multimodal Aspect Term Extraction) results.

MATE	Twitter15			Twitter17			Year	Publication
	F1	Precision	Recall	F1	Precision	Recall		
UMT [37]	79.7	77.8	81.7	86.7	86.7	86.8	2020	ACL
OSCGA [32]	81.9	81.7	82.1	90.4	90.2	90.7	2020	ACM MM
JML [13]	82.4	83.6	81.2	91.4	92.0	90.7	2021	EMNLP
VLP [16]	85.7	83.6	87.9	91.7	90.8	92.6	2022	ACL
CMMT [33]	85.9	83.9	<u>88.1</u>	93.1	92.2	<u>93.9</u>	2022	IPM
M2DF [44]	86.3	85.2	87.4	92.4	91.5	93.2	2023	EMNLP
AoM [45]	86.2	84.6	87.9	92.3	91.8	92.8	2023	ACL
DQPSA [22]	<u>87.7</u>	88.3	87.1	94.3	95.1	93.5	2024	AAAI
Ours	87.8	<u>87.2</u>	88.3	<u>93.2</u>	<u>92.4</u>	94.0		

PTA to learn an appropriate representation for MABSA. We also provide a case study for further illustrating the superiority of PTA (§A.2).

5.2 MATE and MASC Results

In the MABSA task, our recall is lower than our precision on both datasets. This is due to the error propagation issue inherent in the pipeline approach. Errors in the aspect predictions during the MATE stage lead to fewer correct aspects being passed to the MASC stage, resulting in lower recall. This issue is more pronounced on Twitter15 (P:76.3 and R:72.0), where the F1 score for the MATE stage is only 87.8. In contrast, for the Twitter17 dataset (P:74.6 and R:72.8), the MATE F1 is 93.2, leading to more accurate aspect predictions and thus a less severe recall-precision discrepancy.

As shown in Table 2, our model performs worse than DQPSA [22] on MATE task, but the overall performance on the MABSA task is better, indicating that our approach to utilizing image information is more effective. Given the same ability to recognize aspects, our proposed pipeline method leverages image information better for sentiment classification. Additionally, we attribute the higher mate performance of DQPSA to its pre-training on both datasets, which incurs significant training costs.

Table 3: MASC (Multimodal Aspect-oriented Sentiment Classification) results.

MASC	Twitter15		Twitter17		Year	Publication
	Acc	F1	Acc	F1		
ESAFN [36]	73.4	67.4	67.8	64.2	2020	TASLP
TomBERT [35]	77.2	71.8	70.5	68.0	2019	IJCAI
CapTrBERT [14]	78.0	73.2	72.3	70.2	2021	MM
JML [13]	78.7	-	72.7	-	2021	EMNLP
VLP-MABSA [16]	78.6	73.8	73.8	71.8	2022	ACL
CMMT [33]	77.9	-	73.8	-	2022	IPM
AoM [45]	<u>80.2</u>	<u>75.9</u>	<u>76.4</u>	<u>75.0</u>	2023	ACL
VisualGLM-6B [7]	-	66.8	-	54.5	2022	ACL
ChatGPT-3.5 [21]	-	66.3	-	58.9	2023	
Ours	84.7	78.5	79.8	75.3		

5.3 Ablation Study

We conduct ablation experiments to evaluate the effectiveness of each proposed component, with the results shown in Table 4. The experiments demonstrate that our proposed TBA alignment method (70.5->74.1) and the pipeline framework (70.0->74.1) both significantly improve the performance on the MABSA task. When both methods are combined, the improvement is even more significant (67.5->74.1). It is worth noting that in the ablation experiments testing without the pipeline, we cannot obtain the predicted aspect, so we use the sentence to interact with the image instead. Additionally, as shown in Table 6, we conduct a thorough exploration of the encoders used in our model and conclude that DeBERTa better meets the requirements of our task.

Table 4: Ablation of our method. TBA means the translation-based alignment method (§3.3) and Pipeline means the proposed pipeline framework (§3) for MABSA.

	F1	Precision	Recall
Ours	74.1	76.3	72.0
w/o TBA	70.5	70.6	70.4
w/o Pipeline	70.0	70.2	69.8
w/o TBA+Pipeline	67.5	66.0	68.9

5.4 The Experiment Supporting Our Observations and Analyses

We experimentally validate and analyze our three observations (§1) regarding MABSA methods .

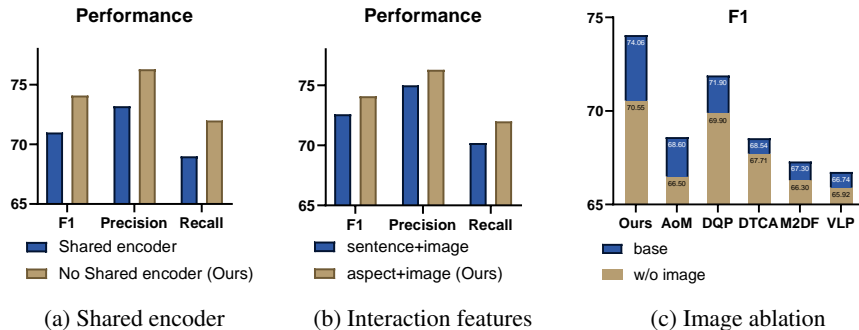


Figure 3: Experimental analysis on Twitter15. (a) The performance of MATE and MASC with shared and **not** shared encoders. (b) The impact of selecting textual features: entire sentence or predicted aspect, to align with image. (c) F1 result of different methods with and w/o image.

(a) The MATE and MASC models have different requirements for features. Existing methods often assume that joint models can mutually benefit each other by modeling the interactions between the two tasks (MATE and MASC), thereby accomplishing the MABSA task. In this section, we investigate whether sharing the two representation encoders can improve performance. As shown in Figure 3a, *simply sharing the encoders hurts MABSA’s performance*. We believe this is because the inputs and goals of the two tasks are different, and they *require different features to predict aspects and sentiments*, respectively. Consequently, using a pipeline approach to solve the MABSA task allows the model to tackle the two tasks separately, thereby learning better task-specific features.

(b) The aspect of MATE results is crucial for utilizing images. As shown in Figure 3b, in the selection of input features for the alignment (§3.3), we test using aspects or text to interact with images separately. The results show that *using predicted aspects with images could obtain more effective visual information*. Compared to sentence, which may contain redundant information, aspects could precisely describe key regions or attributes of the image. This highlights the importance of predicted aspects in solving the MABSA and demonstrates the superiority of the pipeline approach.

(c) Images play a trivial role in previous MABSA methods. As shown in Figure 3c, we conduct image ablation experiments on our method and report the performance of different methods with and without image. Previous methods have shortcomings in image utilization: After removing images, the performance differences of DTCA [38], M2DF [44], VLP [16] and DQPSA [22] are 0.83, 1.00, and 0.82, 2.00, respectively. Even if the aspect is determined, the high noise in images from social media data also demands a more effective approach to image utilization. AoM [45] uses Spacy tagging to extract candidate aspects, but its image impact remains low at 2.10. It can be seen the superiority of our image utilization method, with an ablation impact of 3.51 (74.06 -> 70.55).

5.5 The influence of hyperparameters

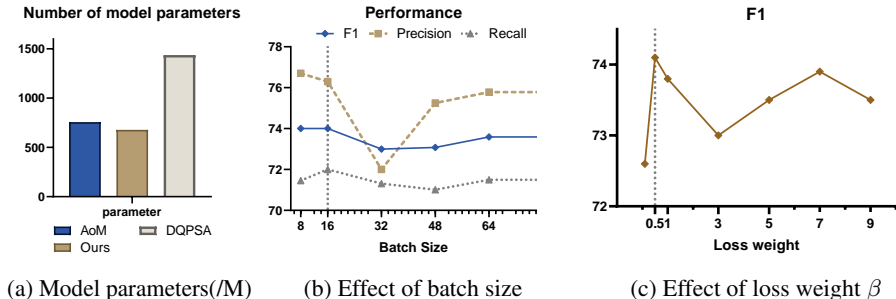


Figure 4: Experimental analysis of hyperparameters on the Twitter15.

We conduct detailed analysis experiments in our paper: **(1) Model parameters.** We estimate the parameters required for the entire training process of two previous representative methods, AOM [45] and DQPSA [22]. Experiments show that our method uses fewer parameters. Specifically, the previous two methods perform pre-training on TRC [28] and COCO2017 [2] to achieve better performance, resulting in higher training costs. Our method does not require pre-training on any additional datasets. **(2) Effect of batch size.** We test multiple batch sizes, and the performance results are shown in Figure 4b. Ultimately, we chose 16 as the batch size. **(3) Effect of loss weight.** It is used to evaluate the weight β of the two losses \mathcal{L}_s and \mathcal{L}_c in the section 3.4 and we set $\beta = 0.5$.

6 Conclusion

This paper addresses the limitations of joint prediction models in multimodal aspect-based sentiment analysis (MABSA) by proposing a pipeline framework. By first identifying the aspect through MATE and then aligning it with relevant image patches for MASC, our method achieves more precise and effective utilization of image data. We highlight three key observations: (a) MATE and MASC have different feature requirements, with MATE focusing on token-level features and MASC on sequence-level features; (b) the aspect identified by MATE is crucial for effective image utilization; and (c) previous MABSA methods struggle with high-noise image data. To address

these challenges, we propose the pipeline framework that first predicts the aspect and then uses translation-based alignment (TBA) to enhance semantic consistency between text and images. Our extensive experiments on public datasets demonstrate that our method outperforms existing models by a large margin, including large language models like Llama2, ChatGPT, and VisualGLM6B. Overall, we highlight the advantages of a pipeline framework over joint prediction models in MABSA. Our observations and the proposed methods provide insights for future research and applications in this field.

References

- [1] Damian Borth, Rongrong Ji, Tao Chen, Thomas Breuel, and Shih-Fu Chang. Anps extractor: Large-scale visual sentiment ontology and detectors using adjective noun pairs. In *Proceedings of the 21st ACM international conference on Multimedia*, Oct 2013. doi: 10.1145/2502081.2502282. URL <http://dx.doi.org/10.1145/2502081.2502282>.
- [2] Holger Caesar, Jasper Uijlings, and Vittorio Ferrari. Coco-stuff: Thing and stuff classes in context. In *Proceedings of the IEEE conference on computer vision and pattern recognition*, pages 1209–1218, 2018.
- [3] Feng Chen, Jiajia Liu, Kaixiang Ji, Wang Ren, Jian Wang, and Jingdong Wang. Learning implicit entity-object relations by bidirectional generative alignment for multimodal ner. *arXiv preprint arXiv:2308.02570*, 2023.
- [4] Guimin Chen, Yuanhe Tian, and Yan Song. Joint aspect extraction and sentiment analysis with directional graph convolutional networks. In *Proceedings of the 28th International Conference on Computational Linguistics*, Jan 2020. doi: 10.18653/v1/2020.coling-main.24. URL <http://dx.doi.org/10.18653/v1/2020.coling-main.24>.
- [5] Jacob Devlin, Ming-Wei Chang, Kenton Lee, and Kristina Toutanova. Bert: Pre-training of deep bidirectional transformers for language understanding. In *Proceedings of the 2019 Conference of the North*, Jan 2019. doi: 10.18653/v1/n19-1423. URL <http://dx.doi.org/10.18653/v1/n19-1423>.
- [6] Alexey Dosovitskiy, Lucas Beyer, Alexander Kolesnikov, Dirk Weissenborn, Xiaohua Zhai, Thomas Unterthiner, Mostafa Dehghani, Matthias Minderer, Georg Heigold, Sylvain Gelly, et al. An image is worth 16x16 words: Transformers for image recognition at scale. *arXiv preprint arXiv:2010.11929*, 2020.
- [7] Zhengxiao Du, Yujie Qian, Xiao Liu, Ming Ding, Jiezhong Qiu, Zhilin Yang, and Jie Tang. Glm: General language model pretraining with autoregressive blank infilling. In *Proceedings of the 60th Annual Meeting of the Association for Computational Linguistics (Volume 1: Long Papers)*, pages 320–335, 2022.
- [8] Pengcheng He, Xiaodong Liu, Jianfeng Gao, and Weizhu Chen. Deberta: Decoding-enhanced bert with disentangled attention. *Cornell University - arXiv, Cornell University - arXiv*, Jun 2020.
- [9] Ehsan Hosseini-Asl, Wenhao Liu, and Caiming Xiong. A generative language model for few-shot aspect-based sentiment analysis. Apr 2022.
- [10] Minghao Hu, Yuxing Peng, Zhen Huang, Dongsheng Li, and Yiwei Lv. Open-domain targeted sentiment analysis via span-based extraction and classification. In *Proceedings of the 57th Annual Meeting of the Association for Computational Linguistics*, Jan 2019. doi: 10.18653/v1/p19-1051. URL <http://dx.doi.org/10.18653/v1/p19-1051>.
- [11] Matilde Nisbeth Jensen. Optimising comprehensibility in interlingual translation: The need for intralingual translation. *Translation and comprehensibility*, 72:163, 2015.
- [12] Yingying Jiang, Wei Li, M. Shamim Hossain, Min Chen, Abdulhameed Alelaiwi, and Muneer Al-Hammadi. A snapshot research and implementation of multimodal information fusion for data-driven emotion recognition. *Information Fusion*, page 209–221, Jan 2020. doi: 10.1016/j.inffus.2019.06.019. URL <http://dx.doi.org/10.1016/j.inffus.2019.06.019>.
- [13] Xincheng Ju, Dong Zhang, Rong Xiao, Junhui Li, Shoushan Li, Min Zhang, and Guodong Zhou. Joint multi-modal aspect-sentiment analysis with auxiliary cross-modal relation detection. In *Proceedings of the 2021 Conference on Empirical Methods in Natural Language Processing*, pages 4395–4405, Online and Punta Cana, Dominican Republic, November 2021. Association for Computational Linguistics. doi: 10.18653/v1/2021.emnlp-main.360. URL <https://aclanthology.org/2021.emnlp-main.360>.

- [14] Zaid Khan and Yun Fu. Exploiting bert for multimodal target sentiment classification through input space translation. In *Proceedings of the 29th ACM international conference on multimedia*, pages 3034–3042, 2021.
- [15] Mike Lewis, Yinhan Liu, Naman Goyal, Marjan Ghazvininejad, Abdelrahman Mohamed, Omer Levy, Veselin Stoyanov, and Luke Zettlemoyer. Bart: Denoising sequence-to-sequence pre-training for natural language generation, translation, and comprehension. In *Proceedings of the 58th Annual Meeting of the Association for Computational Linguistics*, Jan 2020. doi: 10.18653/v1/2020.acl-main.703. URL <http://dx.doi.org/10.18653/v1/2020.acl-main.703>.
- [16] Yan Ling, Jianfei Yu, and Rui Xia. Vision-language pre-training for multimodal aspect-based sentiment analysis. In Smaranda Muresan, Preslav Nakov, and Aline Villavicencio, editors, *Proceedings of the 60th Annual Meeting of the Association for Computational Linguistics (Volume 1: Long Papers)*, pages 2149–2159, Dublin, Ireland, May 2022. Association for Computational Linguistics. doi: 10.18653/v1/2022.acl-long.152. URL <https://aclanthology.org/2022.acl-long.152>.
- [17] Yinhan Liu, Myle Ott, Naman Goyal, Jingfei Du, Mandar Joshi, Danqi Chen, Omer Levy, Michael Lewis, Luke Zettlemoyer, and Veselin Stoyanov. Roberta: A robustly optimized bert pretraining approach. *Cornell University - arXiv, Cornell University - arXiv*, Jul 2019.
- [18] Ilya Loshchilov and Frank Hutter. Decoupled weight decay regularization. *Learning, Learning*, Nov 2017.
- [19] Di Lu, Leonardo Neves, Vitor Carvalho, Ning Zhang, and Heng Ji. Visual attention model for name tagging in multimodal social media. In *Proceedings of the 56th Annual Meeting of the Association for Computational Linguistics (Volume 1: Long Papers)*, Jan 2018. doi: 10.18653/v1/p18-1185. URL <http://dx.doi.org/10.18653/v1/p18-1185>.
- [20] Wentao Ma, Jiaohua Qin, Xuyu Xiang, Yun Tan, and Zhibin He. Searchable encrypted image retrieval based on multi-feature adaptive late-fusion. *Mathematics*, 8(6):1019, 2020.
- [21] OpenAI. Chatgpt: A large language model, 2023. URL <https://www.openai.com/chatgpt>. Accessed: 2024-05-18.
- [22] Tianshuo Peng, Zuchao Li, Ping Wang, Lefei Zhang, and Hai Zhao. A novel energy based model mechanism for multi-modal aspect-based sentiment analysis. In *Proceedings of the AAAI Conference on Artificial Intelligence*, volume 38, pages 18869–18878, 2024.
- [23] Yongfeng Qian, Yin Zhang, Xiao Ma, Han Yu, and Limei Peng. Ears: Emotion-aware recommender system based on hybrid information fusion. *Information Fusion*, 46:141–146, Mar 2019. doi: 10.1016/j.inffus.2018.06.004. URL <http://dx.doi.org/10.1016/j.inffus.2018.06.004>.
- [24] Alec Radford, JongWook Kim, Chris Hallacy, Aditya Ramesh, Gabriel Goh, Sandhini Agarwal, Girish Sastry, Amanda Askell, Pamela Mishkin, Jack Clark, Gretchen Krueger, and Ilya Sutskever. Learning transferable visual models from natural language supervision. *Cornell University - arXiv, Cornell University - arXiv*, Feb 2021.
- [25] Colin Raffel, Noam Shazeer, and Roberts. Exploring the limits of transfer learning with a unified text-to-text transformer. *The Journal of Machine Learning Research*, 2020.
- [26] Shezheng Song, Shan Zhao, Chengyu Wang, Tianwei Yan, Shasha Li, Xiaoguang Mao, and Meng Wang. A dual-way enhanced framework from text matching point of view for multimodal entity linking. In *Proceedings of the AAAI Conference on Artificial Intelligence*, volume 38, pages 19008–19016, 2024.
- [27] Hugo Touvron, Louis Martin, Kevin Stone, Peter Albert, Amjad Almahairi, Yasmine Babaei, Nikolay Bashlykov, Soumya Batra, Prajjwal Bhargava, Shruti Bhosale, et al. Llama 2: Open foundation and fine-tuned chat models. *arXiv preprint arXiv:2307.09288*, 2023.

- [28] Alakananda Vempala and Daniel Preoŕiuc-Pietro. Categorizing and inferring the relationship between the text and image of twitter posts. In *Proceedings of the 57th Annual Meeting of the Association for Computational Linguistics*, Jan 2019. doi: 10.18653/v1/p19-1272. URL <http://dx.doi.org/10.18653/v1/p19-1272>.
- [29] Xinyu Wang, Yong Jiang, Nguyen Bach, Tao Wang, Zhongqiang Huang, Fei Huang, and Kewei Tu. Automated concatenation of embeddings for structured prediction. In *Proceedings of the 59th Annual Meeting of the Association for Computational Linguistics and the 11th International Joint Conference on Natural Language Processing (Volume 1: Long Papers)*, Jan 2021. doi: 10.18653/v1/2021.acl-long.206. URL <http://dx.doi.org/10.18653/v1/2021.acl-long.206>.
- [30] Yang Wang, Jinjia Peng, Huibing Wang, and Meng Wang. Progressive learning with multi-scale attention network for cross-domain vehicle re-identification. *Science China Information Sciences*, 65(6):160103, 2022.
- [31] Yonghui Wu, Mike Schuster, Zhifeng Chen, QuocV. Le, Mohammad Norouzi, Wolfgang Macherey, Maxim Krikun, Yuan Cao, Qin Gao, and Macherey. Google’s neural machine translation system: Bridging the gap between human and machine translation. *Cornell University - arXiv, Cornell University - arXiv*, Sep 2016.
- [32] Zhiwei Wu, Changmeng Zheng, Yi Cai, Junying Chen, Ho-fung Leung, and Qing Li. Multimodal representation with embedded visual guiding objects for named entity recognition in social media posts. In *Proceedings of the 28th ACM International Conference on Multimedia*, Oct 2020. doi: 10.1145/3394171.3413650. URL <http://dx.doi.org/10.1145/3394171.3413650>.
- [33] Li Yang, Jin-Cheon Na, and Jianfei Yu. Cross-modal multitask transformer for end-to-end multimodal aspect-based sentiment analysis. *Information Processing & Management*, 59(5): 103038, 2022.
- [34] Guojun Yin, Bin Liu, Lu Sheng, Nenghai Yu, Xiaogang Wang, and Jing Shao. Semantics disentangling for text-to-image generation. In *Proceedings of the IEEE/CVF conference on computer vision and pattern recognition*, pages 2327–2336, 2019.
- [35] Jianfei Yu and Jing Jiang. Adapting bert for target-oriented multimodal sentiment classification. *IJCAI*, 2019.
- [36] Jianfei Yu, Jing Jiang, and Rui Xia. Entity-sensitive attention and fusion network for entity-level multimodal sentiment classification. *IEEE/ACM Transactions on Audio, Speech, and Language Processing*, 28:429–439, 2019.
- [37] Jianfei Yu, Jing Jiang, Li Yang, and Rui Xia. Improving multimodal named entity recognition via entity span detection with unified multimodal transformer. In *Proceedings of the 58th Annual Meeting of the Association for Computational Linguistics*, Jan 2020. doi: 10.18653/v1/2020.acl-main.306. URL <http://dx.doi.org/10.18653/v1/2020.acl-main.306>.
- [38] Zhewen Yu and Jin Wang. Dual-encoder transformers with cross-modal alignment for multimodal aspect-based sentiment analysis. In *Proceedings of the 2nd Conference of the Asia-Pacific Chapter of the Association for Computational Linguistics and the 12th International Joint Conference on Natural Language Processing (Volume 1: Long Papers)*, 2022.
- [39] Han Zhang, Jing Yu Koh, Jason Baldridge, Honglak Lee, and Yinfei Yang. Cross-modal contrastive learning for text-to-image generation. In *2021 IEEE/CVF Conference on Computer Vision and Pattern Recognition (CVPR)*, Jun 2021. doi: 10.1109/cvpr46437.2021.00089. URL <http://dx.doi.org/10.1109/cvpr46437.2021.00089>.
- [40] Qi Zhang, Jinlan Fu, Xiaoyu Liu, and Xuanjing Huang. Adaptive co-attention network for named entity recognition in tweets. *Proceedings of the AAAI Conference on Artificial Intelligence*, Nov 2022. doi: 10.1609/aaai.v32i1.11962. URL <http://dx.doi.org/10.1609/aaai.v32i1.11962>.

- [41] Qi Zhang, Jinlan Fu, Xiaoyu Liu, and Xuanjing Huang. Adaptive co-attention network for named entity recognition in tweets. *Proceedings of the AAAI Conference on Artificial Intelligence*, Nov 2022. doi: 10.1609/aaai.v32i1.11962. URL <http://dx.doi.org/10.1609/aaai.v32i1.11962>.
- [42] You Zhang, Jin Wang, and Xuejie Zhang. Learning sentiment sentence representation with multiview attention model. *Information Sciences*, 571:459–474, Sep 2021. doi: 10.1016/j.ins.2021.05.044. URL <http://dx.doi.org/10.1016/j.ins.2021.05.044>.
- [43] Fei Zhao, Zhen Wu, Siyu Long, Xinyu Dai, Shujian Huang, and Jiajun Chen. Learning from adjective-noun pairs: A knowledge-enhanced framework for target-oriented multimodal sentiment classification.
- [44] Fei Zhao, Chunhui Li, Zhen Wu, Yawen Ouyang, Jianbing Zhang, and Xinyu Dai. M2DF: Multi-grained multi-curriculum denoising framework for multimodal aspect-based sentiment analysis. In Houda Bouamor, Juan Pino, and Kalika Bali, editors, *Proceedings of the 2023 Conference on Empirical Methods in Natural Language Processing*, pages 9057–9070, Singapore, December 2023. Association for Computational Linguistics. doi: 10.18653/v1/2023.emnlp-main.561. URL <https://aclanthology.org/2023.emnlp-main.561>.
- [45] Ru Zhou, Wenya Guo, Xumeng Liu, Shenglong Yu, Ying Zhang, and Xiaojie Yuan. AoM: Detecting aspect-oriented information for multimodal aspect-based sentiment analysis. In Anna Rogers, Jordan Boyd-Graber, and Naoaki Okazaki, editors, *Findings of the Association for Computational Linguistics: ACL 2023*, pages 8184–8196, Toronto, Canada, July 2023. Association for Computational Linguistics. doi: 10.18653/v1/2023.findings-acl.519. URL <https://aclanthology.org/2023.findings-acl.519>.
- [46] Jun-Yan Zhu, Taesung Park, Phillip Isola, and Alexei A. Efros. Unpaired image-to-image translation using cycle-consistent adversarial networks. In *2017 IEEE International Conference on Computer Vision (ICCV)*, Oct 2017. doi: 10.1109/iccv.2017.244. URL <http://dx.doi.org/10.1109/iccv.2017.244>.

A Appendix / supplemental material





A.1 Limitation

Our method may also face the issue of error accumulation, the errors from the upstream MATE task in the pipeline may propagate to the downstream MASC task. When MATE predicts the aspect incorrectly, the results of MASC are likely to be incorrect. To mitigate the error accumulation problem, we adopt two strategies:

1. As shown in the algorithm 2, we employ fuzzy matching between MATE outputs and labels during training to increase the amount of available training data for MASC. When the similarity exceeds a certain threshold, we include them as training data. For instance, "# Messi" and "Messi" are considered the same aspect, and we label them accordingly based on the dataset annotations.
2. We use Spacy¹ to perform part-of-speech tagging on MATE predictions. Since aspects are typically nouns, we filter out the predictions that are not tagged as nouns.

A.2 Case Study

Table 5: Predictions of different methods on four test samples

Image				
Text	(a) What do health heroes look like? Dr Lucille Corti died AIDS 1996, Dr Lukwiya died Ebola 2000	(b) In a devastating speech, iconic actor Robert Niro declare that Donald Trump will be failure.	(c) Kelsey Plum and Devin Booker share a beautiful moment.	(d) Breaking news: Renowned singer Taylor will be attending the Travis Kelce Game vs Broncos in KC Thursday!
Ground Truth	(Dr Lucille Corti, Positive) (AIDS, Negative) (Dr Lukwiya, Positive) (Ebola, Negative)	(Robert Niro, Neutral) (Donald Trump, Negative)	(Kelsey Plum, Positive) (Devin Booker, Positive)	(Taylor, Positive) (Travis Kelce, Neutral) (Broncos, Neutral)
DeBERTa [8]	× (Lucille Corti, Neutral) ✓ (AIDS, Negative) × (Dr Lukwiya, Neutral) ✓ (Ebola, Negative)	× (Robert, Negative) ✓ (Donald Trump, Negative)	✓ (Kelsey Plum, Positive) × -	✓ (Taylor, Positive) × (Game, Neutral) ✓ (Broncos, Neutral)
DTCA [38]	× (Corti, Positive) ✓ (AIDS, Negative) × (Lukwiya, Neutral) ✓ (Ebola, Negative)	× (Robert Niro, Negative) ✓ (Donald Trump, Negative)	× (Kelsey Plum, Neutral) ✓ (Devin Booker, Positive)	✓ (Taylor, Positive) × (Travis Kelce, Neutral) × (Broncos, Positive)
Ours	✓ (Dr Lucille Corti, Positive) ✓ (AIDS, Negative) ✓ (Dr Lukwiya, Positive) ✓ (Ebola, Negative)	✓ (Robert Niro, Neutral) ✓ (Donald Trump, Negative)	✓ (Kelsey Plum, Positive) ✓ (Devin Booker, Positive)	✓ (Taylor, Positive) ✓ (Travis Kelce, Neutral) ✓ (Broncos, Neutral)

To better understand the advantage of our method, we select the representative samples with predictions of DeBERTa and DTCA in Table 5. First, we can see that DeBERTa and DTCA heavily rely on text to recognize aspects that may introduce harmful textual prior. For example, in Case (a) and (d), both DeBERTa and DTCA get inaccurate prediction on "Dr Lukwiya" and "Travis Kelce". DeBERTa makes an incorrect sentiment judgment due to the absence of image assistance. Meanwhile, DTCA makes errors in both aspect and sentiment judgment, indicating a deficiency in its comprehension of multimodal information. In contrast, we leverage a translation method to guarantee modality alignment. We treat both modalities equitably in translation, emphasizing the content of each modality as input and output. Our method excels in achieving enhanced coordination between visual and textual information, harnessing the potential of visual data as complementary information for textual content. Thus, our method could recover their true sentiment of "Dr Lukwiya" and "Travis Kelce".

Furthermore, the understanding of multimodal context is superficial in DTCA. In cases (b) and (c), DTCA correctly predicts the aspect, including "Robert Niro" and "Kelsey Plum", but makes errors in sentiment judgment. This may be attributed to the inadequate alignment between images and text. This indicates that relying solely on text for sentiment assessment can lead to misjudgments. Within our framework, we adopt a translation-based approach to comprehend text-image pairs. This

¹<https://github.com/explosion/spaCy>

approach places a stronger emphasis on content comprehension with the guidance of translation, equipping our model with robust reasoning capabilities.

Table 6: Performance on the Twitter15 after using different encoders as our textual encoder. We take DeBERTa as our encoder.

	F1	Precision	Recall
BERT [5]	68.2	70.4	66.2
T5 [25]	71.5	71.6	71.6
RoBERTa [17]	72.6	73.8	71.3
BART [15]	72.7	75.2	69.8
DeBERTa [8](Ours)	74.1	76.3	72.0

Table 7: Statistics of two publicly available datasets collected and annotated from social media platforms (#S, #A, #Pos, #Neu, #Neg, MA, MS, Mean and Max denote numbers of sentences, aspects, positive aspects, neural aspects, positive aspects, multi aspects in each sentence, multi sentiments in each sentence, mean length and max length) [38].

Datasets		#S	#A	#Pos	#Neu	#Neg	MA	MS	Mean	Max
Twitter-15	Train	2100	3179	928	1883	368	800	278	15	35
	Dev	737	1122	303	670	149	286	119	16	40
	Test	674	1037	317	607	113	258	104	16	37
Twitter-17	Train	1745	3562	1508	1638	416	1159	733	15	39
	Dev	577	1176	515	517	144	375	242	16	31
	Test	587	1234	493	573	168	399	263	15	38

A.3 Broader Impacts

Our research highlights three key observations, providing valuable insights for future researchers in the field of sentiment analysis. Additionally, our method improves the accuracy of existing sentiment analysis tasks, facilitating more precise completion of MABSA tasks and further advancing AI development. It is important to note that our model may still exhibit inaccuracies and may misinterpret human emotions.

A.4 Algorithms

Algorithm 1 Convert MATE predict logits to textual aspect

Input: L : predict label; W : words ids;

Output: R : aspect span result;

```
1: for  $i = 1; i < \text{len}(L); i ++$  do
2:   State variables  $\theta$  (True or False);
3:   The starting index  $a$  and ending index  $b$  of the aspect.
4:   if  $W_{i,j}$  is None and  $\theta$  then
5:     add (a,b) into  $R_i$ 
6:   end if
7:   if  $W_{i,j} \neq W_{i,j-1}$  then
8:     if  $L_{i,j} == 1$  then
9:       if  $\theta$  then
10:        add (a,b) into  $R_i$ 
11:       end if
12:        $a, b = W_{i,j}, W_{i,j}$ 
13:        $\theta = \text{True}$ 
14:     end if
15:     if  $L_{i,j} == 2$  and  $\theta$  then
16:        $b = W_{i,j}$ 
17:     end if
18:     if  $L_{i,j} == 0$  then
19:       if  $\theta$  then
20:        add (a,b) into  $R_i$ 
21:       end if
22:        $\theta = \text{False}$ 
23:     end if
24:   end if
25: end for
```

Algorithm 2 Attach sentiment label based on predicted aspect (MATE)

Input:

- 1: k : Batch Size;
- 2: $D = [d_1, d_i, \dots, d_k]$: sentence;
- 3: $P = [p_1, p_i, \dots, p_k]$: predict aspect, where $p_i = [p'_1, p'_2, p'_m]$;
- 4: $T = [t_1, t_i, \dots, t_k]$: true pairs, where $t_i = [t'_1, t'_2, t'_n]$ and $t'_i = (a, s)$. a is aspect and s is corresponding sentiment;

Output: Label $l = (a, d_i, \bar{s})$;

```
5: for  $i = 1; i < \text{len}(P); i++$  do
6:   current sentence  $d_i$ , current predict aspect  $p_i$  and current true pairs  $t_i$ ;
7:   # don't predict any aspect, thus judge the sentiment of whole sentence.
8:   if  $\text{len}(p_i) == 0$  then
9:     # aspect  $a$  is set to be None,  $s$  is set to be the sentiment of the first true pair.
10:    add (None,  $d_i, t'_0.s$ ) into  $l$ 
11:   else
12:     for  $p'_j$  in  $p_i$  do
13:       Set max similarity  $m_s = 0$ , max value  $m_v = \text{None}$ .
14:       for  $t'_j$  in  $t_i$  do
15:         Similarity  $\gamma = \text{sim}(p'_j, t'_j)$     ▷  $\text{sim}()$  is the function to calculate the similarity
16:         if  $\gamma > m_s$  then
17:            $m_s = \gamma$ 
18:            $m_v = t'_j.s$ 
19:         end if
20:       end for
21:       if  $m_s > \theta$  then    ▷  $\theta$  is the threshold of similarity
22:         add ( $p'_j, d_i, t'_j.s$ ) into  $l$ 
23:       else
24:         add ( $p'_j, d_i, t'_0.s$ ) into  $l$ 
25:       end if
26:     end for
27:   end if
28: end for
```
