

# Bayesian Nonparametric Quasi Likelihood

Antonio R. Linero\*

## Abstract

A recent trend in Bayesian research has been revisiting generalizations of the likelihood that enable Bayesian inference without requiring the specification of a model for the data generating mechanism. This paper focuses on a Bayesian nonparametric extension of Wedderburn’s quasi-likelihood, using Bayesian additive regression trees to model the mean function. Here, the analyst posits only a structural relationship between the mean and variance of the outcome. We show that this approach provides a unified, computationally efficient, framework for extending Bayesian decision tree ensembles to many new settings, including simplex-valued and heavily heteroskedastic data. We also introduce Bayesian strategies for inferring the dispersion parameter of the quasi-likelihood, a task which is complicated by the fact that the quasi-likelihood itself does not contain information about this parameter; despite these challenges, we are able to inject updates for the dispersion parameter into a Markov chain Monte Carlo inference scheme in a way that, in the parametric setting, leads to a Bernstein-von Mises result for the stationary distribution of the resulting Markov chain. We illustrate the utility of our approach on a variety of both synthetic and non-synthetic datasets.

**Key words:** Bayesian additive regression trees; decision tree ensembles; nonparametric regression; robust statistics; Markov chain Monte Carlo.

## 1 Introduction

We consider the problem of performing Bayesian inference when the analyst would like to avoid specifying a model for the data generating mechanism. To perform fully-Bayesian inference, one typically begins by specifying (i) a prior distribution  $\pi(\theta)$  for the parameters  $\theta$  and (ii) a likelihood  $L(\theta | \mathcal{D})$  for the data  $\mathcal{D}$ . While a common complaint is that inferences might be sensitive to the choice of  $\pi(\theta)$ , a more consequential problem is that it is rarely the case that one has a strong justification for  $L(\theta | \mathcal{D})$  either. To make inferences robust

---

\*Department of Statistics and Data Sciences, University of Texas at Austin, [antonio.linero@austin.utexas.edu](mailto:antonio.linero@austin.utexas.edu)

to misspecification of  $L(\theta \mid \mathcal{D})$ , many recent works have aimed to bypass the specification of the likelihood entirely, and instead model the information contained in the data using, for example, moment equations (Siddhartha Chib and Simoni, 2018; Yin, 2009; Schennach, 2005) or loss functions (Lyddon et al., 2019; Bissiri et al., 2016).

In the context of regression, one possible solution is to specify a *quasi-likelihood*  $Q(\theta)$  (Nelder and Pregibon, 1987; McCullough and Nelder, 1989), which only requires specifying a mean function  $\mathbb{E}_\theta(Y_i \mid X_i = x) = \mu_\theta(x)$  and a mean-variance relation that relates  $\text{Var}_\theta(Y_i \mid X_i = x)$  to  $\mu_\theta(x)$ . A *quasi-posterior* for  $\theta$  can then be derived by replacing  $L(\theta \mid \mathcal{D})$  with  $Q(\theta)$  in Bayes rule, i.e.,  $\tilde{\pi}(\theta) \propto \pi(\theta) Q(\theta)$ . Despite this, quasi-likelihood methods have seen limited attention in the Bayesian literature; notable exceptions include Agnoletto et al. (2023), Lin (2006) and several works of Ventura (Greco et al., 2008; Ventura et al., 2010; Ventura and Racugno, 2016). This may be because most common problems solved by quasi-likelihood — specifically, accounting for overdispersion for count and binomial type data — have alternate Bayesian solutions that instead specify a full data generating mechanism.

This manuscript revisits the quasi-likelihood, primarily for nonparametric Bayesian inference, and argues that it offers a convenient, robust, and computationally efficient alternative to the use of full probabilistic models for routine data analysis problems. We make the following contributions:

1. We develop nonparametric models for the mean function  $\mu_\theta(x)$  using Bayesian additive regression tree (BART) models, and show that these approaches are computationally efficient and perform very well on both real and synthetic data. This effectively reduces our modeling assumptions to a single assumption about the mean-variance relation. Computations proceed via simple modifications to the Bayesian backfitting algorithms of Chipman et al. (2010) and Murray (2021). As a byproduct, we obtain extensions of BART to both simplex-valued outcome data and structured variance models that were previously unavailable.
2. A limitation of using  $Q(\theta)$  for inference is that it cannot be used directly for inferences

about the *dispersion parameter*  $\phi$  of the model (Davidian and Carroll, 1988; Nelder and Pregibon, 1987), a parameter that is analogous to the error variance in linear regression. We address this problem for Bayesian methods by introducing three different schemes for updating  $\phi$  during Markov chain Monte Carlo (MCMC) based inference, and further extend our approaches to allow for estimation of the mean-variance relation as well.

3. A theoretical issue is that the best-performing methods for updating  $\phi$  during MCMC correspond to updates from “full conditionals” that are not compatible with the quasi-likelihood (see Gelman and Speed, 1993, for a discussion of compatibility). We therefore give theoretical justification to our approach in the parametric setting by establishing a Bernstein-von Mises result for our quasi-posterior, with the quasi-posterior of the regression parameters being asymptotically normal with a correctly-calibrated variance.

We illustrate the use of our Bayesian nonparametric quasi-likelihood methods on synthetic data and data from the Medical Expenditure Panel Survey (MEPS), which is an ongoing panel survey of the use of the healthcare system in the United States. On synthetic data, we find that BART-based quasi-likelihood methods perform extremely well and are no more computationally intensive to use than the original methods of Chipman et al. (2010). On the MEPS dataset, we confirm existing results in the literature that the variance in medical expenditures scales roughly as  $V(\mu) = \mu^\kappa$  for some  $\kappa \in (1, 2)$ , and further use our techniques to understand which variables are most material to forecasting an individual’s medical expenditures.

## 1.1 Notation and Literature Review

We consider data  $\mathcal{D} = (\mathbf{Y}, \mathbf{X})$  where  $\mathbf{Y} = (Y_1, \dots, Y_N)^\top$  denotes the outcome of interest and  $\mathbf{X} \in \mathbb{R}^{N \times P} = (X_1, \dots, X_N)^\top$  is a design matrix of covariates, with each  $X_i \in \mathbb{R}^P$ . Associated to each outcome  $Y_i$  is a positive weight  $\omega_i$ ; this allows for us to accommodate binomial-type

data with differing counts per observation, heteroskedastic data with known weights, and survey sampling weights. We define  $\mathbb{E}_\theta(Y_i | X_i = x) = \mu_\theta(x)$  and assume that the mean and variance are related through the *mean-variance relation*  $\text{Var}_\theta(Y_i | X_i, \omega) = \phi V_\eta\{\mu_\theta(X_i)\}/\omega_i$ ; for example, for Poisson data we have  $V_\eta(\mu) = \mu$  while for gamma distributed data we have  $V_\eta(\mu) = \mu^2$ . Here,  $\theta$  denotes a collection of all of the model parameters; it consists of a regression function  $r(\cdot)$  that determines  $\mu_\theta(\cdot)$ , a dispersion parameter  $\phi > 0$  and, possibly, a parameter  $\eta$  for the *variance function*  $V_\eta$ .

Quasi-likelihood (QL) methods were introduced by [Wedderburn \(1974\)](#) shortly after the introduction of generalized linear models (GLMs) by [Nelder and Wedderburn \(1972\)](#). Rather than defining an exponential dispersion family as done with GLMs, we use the specified mean and variance functions to define a *quasi-likelihood function*

$$q_\theta(y | x, \omega) = \exp \left\{ -\frac{\omega D\{y, \mu_\theta(x)\}}{2\phi} \right\} \quad \text{and} \quad D(y, \mu) = 2 \int_\mu^y \frac{y-t}{V_\eta(t)} dt,$$

where  $D(y, \mu)$  is referred to as the *quasi-deviance*. In the special case where  $[Y_i | X_i, \omega_i, \theta]$  is modeled with an exponential dispersion family, it can be shown that the quasi-likelihood coincides with the associated density up-to a term that does not depend on  $\mu_\theta(x)$ . This definition is motivated by the fact that, when the mean and variance functions are correctly specified, the quasi-likelihood mimics the usual score and information equations

$$\begin{aligned} \mathbb{E}_\theta \left\{ \frac{\partial}{\partial \mu} \log q_\theta(Y_i | X_i, \omega_i) | X_i \right\} &= 0 \quad \text{and} \\ \text{Var}_\theta \left\{ \frac{\partial}{\partial \mu} \log q_\theta(Y_i | X_i, \omega_i) | X_i \right\} &= -\mathbb{E}_\theta \left\{ \frac{\partial^2}{\partial \mu^2} \log q_\theta(Y_i | X_i, \omega_i) | X_i \right\}. \end{aligned} \tag{1}$$

Because these equations are effectively the same as those used to justify likelihood-based inference for GLMs, it is unsurprising that the quasi-likelihood  $Q(\theta) = \prod_i q_\theta(Y_i | X_i, \omega)$  behaves in many ways like a genuine likelihood function even when  $q_\theta(y | x, \omega)$  is not a valid density; for example, the quasi-likelihood can be used to perform likelihood ratio tests and construct confidence intervals as though it corresponded to a genuine likelihood ([McCullough](#)

and Nelder, 1989, Chapter 9).

Despite the appeal of quasi-likelihood methods, Bayesian variants are surprisingly underdeveloped. One possible strategy for Bayesian inference is to define a *quasi-posterior* based on data as  $\pi(\theta \mid \mathcal{D}) = Q(\theta) \pi(\theta) / \int Q(\theta) \pi(\theta) d\theta$ . In addition to having an interpretation in terms of quasi-likelihood, following Bissiri et al. (2016) the quasi-posterior can be justified as giving a coherent update of  $\theta$  based on the prior and the loss function  $D(y, \mu)$ . When  $\phi$  and  $\eta$  are fixed by the prior, this approach works quite well; for example, Agnoletto et al. (2023) prove a Bernstein-von Mises result when the mean and variance are correctly specified and  $\phi$  is known.

## 1.2 Dispersion and Variance Function Estimation

A complication of the use of the quasi-posterior is that the quasi-likelihood cannot be used to infer  $\phi$  (McCullaugh and Nelder, 1989, Section 9.6). The reason for this is that quasi-likelihoods and genuine likelihoods only agree up to a constant  $c(y, \phi)$ , and while this constant is immaterial to estimating  $\mu_\theta(x)$  it is very important for estimating  $\phi$ . While there have been some attempts at specifying the form of  $c(y, \phi)$  for quasi-likelihood methods to allow estimation of  $\phi$  (Nelder and Pregibon, 1987), these solutions may not lead to consistent estimation of  $\phi$  (Davidian and Carroll, 1988).

The most common solution, and the default in most software, is to replace  $\phi$  with a moment-based estimator

$$\hat{\phi} = \frac{1}{N - P} \sum_{i=1}^N \frac{\omega_i (Y_i - \hat{\mu}_i)^2}{V(\hat{\mu}_i)}, \quad (2)$$

where the  $\hat{\mu}_i$ 's are the maximum likelihood estimators of the  $\mu_\theta(X_i)$ 's and  $P$  is the number of parameters in the  $\mu_\theta(\cdot)$  model; importantly, the  $\hat{\mu}_i$ 's do not depend on  $\phi$ . This strategy is effective in parametric non-Bayesian settings, but it is not clear how to apply it in Bayesian settings where it is unclear what to replace  $N - P$  with and estimation of the  $\mu_\theta(X_i)$ 's is no

longer decoupled with estimation of  $\phi$ .

To address this, we introduce three methods — extended quasi-posteriors (EQPs), pseudo-likelihood posteriors (PLPs), and Bayesian bootstrapped quasi-likelihood (BBQ) — for estimating  $(\phi, \eta)$  during MCMC-based inference. As there are subtle issues with the compatibility of the PLP and BBQ methods with the quasi-posterior, we also give some theoretical justification for these methods.

### 1.3 Outline

In Section 2, we describe further our Bayesian nonparametric quasi-likelihood approach, discuss its extension to multivariate quasi-likelihood (MQL), and review the use of Bayesian additive regression trees (BART) to flexibly model  $\mu_\theta(x)$ . In Section 3 we introduce our approaches to estimating the dispersion parameter and variance function, and in Section 4 we give Frequentist justification to these approaches. In Section 5 we provide illustrations of the use of Bayesian nonparametric quasi-likelihood on both the MEPS dataset and synthetic data. We close in Section 6 with a discussion.

## 2 Bayesian Nonparametric Quasi-Likelihood

Let  $\theta = (r, \phi, \eta)$  denote the parameter vector under the moment assumptions  $g\{\mu_\theta(x)\} = r(x)$  and  $\text{Var}_\theta(Y_i | X_i, \omega_i) = \phi V_\eta\{\mu_\theta(X_i)\}$ . The monotonically increasing function  $g(\cdot)$  is referred to as the *link function* (McCullough and Nelder, 1989), and it is assumed to be known. Temporarily, we will also assume that  $\phi$  and  $\eta$  are known.

Our point of departure is to use the quasi-likelihood to construct a *quasi-posterior* distribution for  $r$ :

$$\tilde{\Pi}(dr | \phi, \eta, \mathcal{D}) = \frac{Q(\theta) \Pi(dr)}{\int Q(\theta) \Pi(r) dr} \quad \text{where} \quad Q(\theta) = \exp \left\{ -\frac{1}{2\phi} \sum_i \omega_i D\{Y_i, \mu_\theta(X_i)\} \right\}.$$

Model	$\omega$	$\mu$	$V(\mu)$
Quasi-binomial	$n_i$	$(1 + e^r)^{-1}$	$\mu(1 - \mu)$
Quasi-Poisson	1	$e^r$	$\mu$
Quasi-gamma	1	$e^{-r}$ or $e^r$	$\mu^2$
Quasi-power	1	$e^r$	$\mu^k$
Quasi-multinomial	$n_i$	$\frac{e^{r_j}}{\sum_k e^{r_k}}$	$D_\mu - \mu\mu^\top$

Table 1: Quasi-likelihood and models for which we can provide simple MCMC algorithms when  $r(x)$  is modeled with BART. Model gives the quasi-likelihood model name,  $\omega$  denotes the form of the weight,  $\mu$  denotes the formula for  $\mu_\theta(X_i)$  in terms of  $r(X_i)$ , and  $V(\mu)$  denotes the variance function. For the quasi-multinomial,  $D_\mu = \text{diag}(\mu_1, \dots, \mu_K)$  where  $K$  is the dimension of  $Y_i$ .

To remove restrictive assumptions on  $\mu_\theta(x)$ , we specify a nonparametric prior on  $r$ ; we focus here on Bayesian additive regression trees (BART), but in principle there is no obstruction to modeling  $r(x)$  with, for example, a Gaussian process (Rasmussen and Williams, 2005).

In Table 1 we provide a list of models that we will consider, with the different choice of weights  $\omega_i$ , choice of  $g^{-1}$  to relate  $\mu_\theta(x)$  to  $r(x)$ , and variance function. Before proceeding, we briefly describe the common use cases for each of these models. The quasi-binomial and quasi-Poisson models are generally used to address overdispersion (see, for example McCullough and Nelder, 1989, Chapter 4.5 and 5.5) for binomial-type and count-type data respectively, as the binomial and Poisson distributions directly imply that  $\phi = 1$ ; additionally, the beta distribution satisfies the quasi-binomial variance relation, and so the quasi-binomial model can also be used to perform beta regression. The quasi-gamma model is in fact formally equivalent to the usual gamma regression model, but we continue with the term “quasi-gamma” to make clear first that we are not assuming that the underlying data is gamma distributed and second that the dispersion parameter  $\phi$  is not estimated using the gamma likelihood; beyond the gamma distribution, the quasi-gamma model naturally addresses scale regression models of the form  $Y_i = e^{r(X_i)} \epsilon_i$  with  $\mathbb{E}(\epsilon_i) = 1$  and  $\text{Var}(\epsilon_i) = \phi$ , and so is valid for many settings of interest where the data are not gamma distributed. The quasi-power model generalizes both the quasi-Poisson and quasi-gamma models to allow for an arbitrary power in the variance, and is appropriate for the medical expenditure data we analyze here; these

are sometimes referred to as *Tweedie models* (Smyth and Verbyla, 1999). Finally, the quasi-multinomial model is appropriate both for multinomial-type data to handle overdispersed outcomes, but is also appropriate for simplex-valued outcome data such as Dirichlet-outcome data, where outcomes will tend to be *underdispersed* relative to the multinomial distribution.

## 2.1 Review Bayesian Additive Regression Tree

Conveniently, when the *Bayesian additive regression trees* (BART) framework is used to model  $r(x)$ , all of the quasi-likelihood models given in Table 1 are amenable to simple Gibbs sampling algorithms using “Bayesian backfitting” (Hastie and Tibshirani, 2000; Chipman et al., 2010). The BART framework we use sets

$$\mu_\theta(x) = g^{-1}\{r(x)\} \quad \text{where} \quad r(x) = \sum_{t=1}^T \text{Tree}(x; \mathcal{T}_t, \mathcal{M}_t).$$

The function  $\text{Tree}(x; \mathcal{T}, \mathcal{M})$  denotes a *regression tree* with decision tree  $\mathcal{T}$  and leaf node parameters  $\mathcal{M}$ , which returns the value  $\lambda_\ell$  if  $x$  is associated to leaf  $\ell$  of tree  $\mathcal{T}$ . A schematic of such a regression tree is given in Figure 1, with  $x = (x_1, x_2)^\top \in [0, 1]^2$ . It is apparent from this schematic that a regression tree on  $[0, 1]^P$  is associated with a piecewise constant function, with  $r(x)$  corresponding to a basis function expansion of many such decision shallow trees.

BART is similar to other decision tree ensembling approaches, such as gradient boosting (Friedman, 2001), with the main differences being (i) that we place prior distributions on the  $(\mathcal{T}_t, \mathcal{M}_t)$ ’s and (ii) that inference proceeds via Markov chain Monte Carlo rather than in a greedy fashion. We favor the use of BART as a default prior for  $r(\cdot)$ , as it is highly flexible, performs very well in practice, and it admits “default priors” that allow the analyst to automatically choose the model hyperparameters; see, for example, Chipman et al. (2010) or Linero and Yang (2018) for the performance of BART on benchmark datasets relative to random forests, gradient boosting, the lasso. BART also possesses a number of desir-



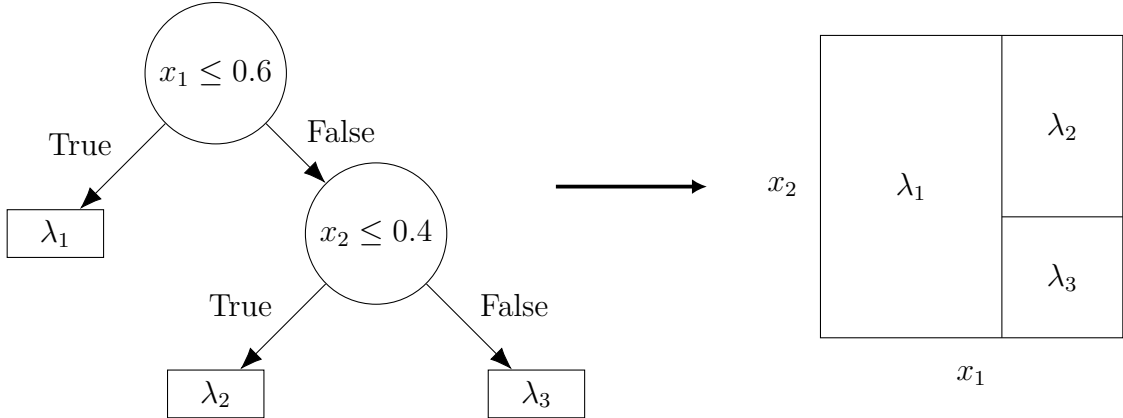


Figure 1: Schematic of a regression tree decision tree (left) and the induced step-function on  $[0, 1]^2$  induced by the tree.

able theoretical properties, such as obtaining near-minimax rates of posterior concentration within the space of functions that consist primarily of main effects and low-order interactions (Ročková and van der Pas, 2020; Linero and Yang, 2018). See Hill et al. (2020) and Linero (2017) for comprehensive reviews on BART and Bayesian decision tree-based methods.

## 2.2 Prior Specification and Bayesian Backfitting Algorithms

Assuming that  $V_\eta(\cdot)$  and  $\phi$  are fixed a-priori, our approach only requires specifying a prior for the  $(\mathcal{T}_t, \mathcal{M}_t)$ 's. We use the default branching process prior on the  $\mathcal{T}_t$ 's described by Chipman et al. (2010), which encourages most decision trees to be of depth one or two; we defer the interested reader to that work for details. These priors for  $\mathcal{T}_t$  are empirically robust choices, and are taken by default by most BART software packages (Kapelner and Bleich, 2016; Dorie, 2023; Sparapani et al., 2021). In our illustrations and software we also use the Dirichlet splitting rule prior introduced by Linero (2018) to allow the model to automatically remove irrelevant predictors.

The only remaining detail for prior specification is the choice of prior for the  $\mathcal{M}_t$ 's. We assume that the  $\lambda_{t\ell}$ 's are iid from some distribution  $\pi_\lambda(\lambda)$ . In order to obtain a conditionally conjugate model, we take  $\pi_\lambda(\lambda)$  to be a log Gam( $a, b$ ) distribution for the quasi-binomial, quasi-Poisson, quasi-gamma, and quasi-multinomial models, with  $a$  and  $b$  chosen so that

$\mathbb{E}(\lambda) = 0$  and  $\text{Var}(\lambda) = \sigma_\lambda^2$  for some user-specified value of  $\sigma_\lambda$ . We then follow [Chipman et al. \(2010\)](#) and set  $\sigma_\lambda = 3/(k\sqrt{T})$  with  $k = 2$  by default; see [Chipman et al. \(2010\)](#) for a justification of this choice, and in particular for the normalization in the prior by  $\sqrt{T}$ . Because it is unclear that the performance of the defaults extend to the new models we propose, we also recommend using a half-Cauchy distribution with scale  $3/(k\sqrt{T})$  as a prior for  $\sigma_\lambda$ ; this allows the model to estimate  $\sigma_\lambda$ , while encouraging it to be near the default of [Chipman et al. \(2010\)](#).

The models in [Table 1](#) can be fit via Markov chain Monte Carlo using the generalized Bayesian backfitting algorithm given by [Hill et al. \(2020\)](#), with the exception of the quasi-power model. These algorithms work by first approximately sampling  $\mathcal{T}_t$  from its conditional distribution  $[\mathcal{T}_t \mid \mathcal{T}_{-t}, \mathcal{M}_{-t}, \phi, \eta, \mathcal{D}]$  using a Metropolis-Hastings algorithm and second sampling the leaf node parameters  $\mathcal{M}_t$  from the full conditional distribution  $[\mathcal{M}_t \mid \mathcal{T}_t, \mathcal{T}_{-t}, \mathcal{M}_{-t}, \phi, \eta, \mathcal{D}]$ ; here,  $\mathcal{T}_{-t}$  and  $\mathcal{M}_{-t}$  denote the decision trees and leaf node parameters of all of the regression trees except tree  $t$ . Gibbs samplers for these models are given in the appendix.

By contrast, the quasi-power model cannot be fit using any simple extensions of existing BART sampling algorithms. We instead use the Laplace approximation, which can be computed analytically, to approximate the relevant marginal likelihoods and full conditionals. After applying the Laplace approximation, implementing the quasi-power model is no more computationally intensive than the original BART model. Moreover, as shown by [Linero \(2022\)](#), it is easy to use the Laplace approximation to construct a valid proposal in a Metropolis-Hastings algorithm that holds the target posterior exactly invariant. Details of this approximation are given in the appendix.

## 2.3 Extension to Multivariate Quasi-Likelihood Models

Defining the quasi-multinomial model in [Table 1](#) requires extending the quasi-likelihood to the multivariate setting ([McCullough and Nelder, 1989](#), Section 9.3). Consider the pair of

moment equations  $\mathbb{E}_\theta(Y_i | X_i = x, \omega_i) = \mu_\theta(x)$  and  $\text{Var}_\theta(Y_i | X_i = x, \omega_i) = \frac{\phi}{\omega_i} V_\eta\{\mu_\theta(x)\}$  where  $Y_i$  and  $\mu_\theta(x)$  are now a  $K$ -dimensional vectors and  $V_\eta(\mu)$  is a  $K \times K$  covariance matrix. The *multivariate quasi-likelihood* (MQL) is defined as

$$q_\theta(y | x, \omega) = \exp \left\{ -\frac{\omega D\{y, \mu_\theta(x)\}}{2\phi} \right\} \quad \text{where} \quad D(y, \mu) = -2 \int_\mu^y (y - t)^\top V_\eta(t)^{-1} dt,$$

where both  $\mu$  and  $y$  are  $K$ -dimensional vectors,  $V(t)$  is a  $K \times K$  covariate matrix, and the integral is a path-independent line integral.

The MQL model we consider takes  $g\{\mu_\theta(X_i)\} = r(X_i)$  where  $r(x) = \sum_{t=1}^T \text{Tree}(x; \mathcal{T}_t, \mathcal{M}_t)$  is now a sum of *multivariate decision trees*; see, for example, [Linero et al. \(2020\)](#) for how multivariate decision trees can be combined using BART to model multivariate outcomes.

We focus on the quasi-multinomial model, which takes  $V(\mu) = D_\mu - \mu\mu^\top$  where  $D_\mu = \text{diag}(\mu_1, \dots, \mu_K)$  is a diagonal matrix. The quasi-likelihood for this model is

$$q_\theta(y | x, n) = \frac{\exp\{z^\top r(x)/\phi\}}{[\sum_k \exp\{r_k(x)\}]^{n/\phi}}$$

where  $\omega = n$  corresponds to the sample size of a multinomial count vector  $z$  and  $y = z/n$  is a vector of proportions. This model reduces to the usual multinomial likelihood in the special case when  $\phi = 1$ , and can be used to also model Dirichlet response data when  $n = 1$  and  $\phi < 1$ . Note that, when applied to multinomial data, the differences  $r_k(x) - r_j(x)$  correspond to the log-odds ratio associated to a comparison between category level  $k$  and category level  $j$ .

For a general MQL model, assuming the  $\mu_i$ 's are known a moment estimator of  $\phi$  is given by

$$\hat{\phi} = \frac{1}{NK} \sum_i \omega_i (Y_i - \mu_i)^\top V(\mu_i)^{-1} (Y_i - \mu_i). \quad (3)$$

In the special case of the quasi-multinomial model, this moment estimator becomes

$$\hat{\phi} = \frac{1}{N(K-1)} \sum_i \sum_k \frac{n_i(Y_{ik} - \mu_{ik})^2}{\mu_{ik}}$$

with the modification of  $K$  to  $K-1$  due to the loss of a degree of freedom from the constraint  $\sum_k Y_{ik} = 1$ ; it is straight-forward to verify that  $\hat{\phi}$  is unbiased for  $\phi$ .

To obtain a Bayesian nonparametric quasi-multinomial model, we set  $r = r(x)$  in the above model where  $r(x)$  is a sum of multivariate decision trees  $r(x) = \sum_t \text{Tree}(x; \mathcal{T}_t, \mathcal{M}_t)$  where  $\text{Tree}(x; \mathcal{T}, \mathcal{M}) = (\lambda_{\ell_1}, \dots, \lambda_{\ell_K})^\top$  if  $x$  is associated to leaf node  $\ell$  of  $\mathcal{T}$ . For identifiability purposes in the quasi-multinomial model, it is customary to set  $r_1(x) \equiv 0$ . However, as the individual functions  $r_k(x)$  are not of direct interest, and to ensure that the model is symmetric across all categories, we place no restrictions on the  $\lambda_{\ell k}$ 's. The  $\lambda_{\ell k}$ 's are given the same log-gamma prior described in Section 2.2, with the default  $\sigma_\lambda \sim \text{half-Cauchy}\{0, 3/(k\sqrt{2T})\}$  with  $k = 2$  by default. The choice  $3/k\sqrt{2T}$  is chosen to represent a prior belief that, for each  $x$  the log-odds ratio  $r_k(x) - r_j(x)$  is approximately normally distributed with mean 0 and standard deviation  $3/k$ .

### 3 Inference for the Dispersion Parameter

We now describe some strategies for estimating  $\phi$  and discuss their merits. For the sake of exposition, the updates are roughly ordered from least to most recommended.

**Extended Quasi-Posteriors (EQP)** Introduced by [Wedderburn \(1974\)](#), the *extended quasi-likelihood* (EQL) augments  $Q(\theta)$  with an additional term  $\sqrt{2\pi\phi V_\eta(Y_i)}$  to obtain

$$Q^+(\theta) = \prod_i \frac{1}{\sqrt{2\pi\phi V_\eta(Y_i)}} \exp\left(-\frac{\omega_i D\{Y_i, \mu_\theta(X_i)\}}{2\phi}\right).$$

The extended quasi-posterior is then given by  $\Pi(dr, d\phi, d\eta \mid \mathcal{D}) \propto Q^+(\theta) \Pi(dr, d\phi, d\eta)$ . Given a gamma prior  $\phi^{-1} \sim \text{Gam}(a, b)$ , the EQP is convenient in that the full conditional for  $\phi$  is given by  $\phi^{-1} \sim \text{Gam}\{a + N/2, b + \sum_i \omega_i D\{Y_i, \mu_\theta(X_i)\}/2\}$ . The EQP is not recommended because it generally does not produce a consistent estimator of  $\phi$  (Davidian and Carroll, 1988). The primary advantage of EQL is that it has none of the compatibility issues of the PLP and BBQ approaches discussed below.

**Pseudo-Empirical Bayes** A simple strategy is to use the moment estimator (2) obtained by fitting the model with (say)  $\phi = 1$ , and then refit the model with this new value of  $\phi$ . This might then be iterated: we refit the model with the new value of  $\phi$ , apply (2), and repeat this some modest number of times. We do not recommend this approach for Bayesian nonparametric models because it is not computationally efficient and we lack of obvious replacement for  $P$  in (2). Instead, inspired by the pseudo-likelihood (PL) approach of Davidian and Carroll (1988), we propose a pseudo-empirical Bayes strategy, which iteratively updates  $(\phi, \eta)$  by setting

$$\begin{aligned}
 (\phi_{t+1}, \eta_{t+1}) &\leftarrow \arg \max_{\phi, \eta} \int \text{PL}(\phi, \eta) \tilde{\Pi}(r \mid \phi_t, \eta_t, \mathcal{D}) \quad \text{where} \\
 \text{PL}(\phi, \eta) &= \prod_i \frac{1}{\sqrt{2\pi\phi V_\eta\{\mu(X_i)\}/\omega_i}} \exp \left[ -\frac{\omega_i\{Y_i - \mu(X_i)\}^2}{2\phi V_\eta\{\mu(X_i)\}} \right].
 \end{aligned}
 \tag{4}$$

To approximately evaluate the integral, one can use empirical Bayes Gibbs sampling (Casella, 2001). This can be iterated a modest number of times to obtain plausible values of  $(\phi, \eta)$ . This is computationally expensive and does not provide uncertainty quantification for  $(\phi, \eta)$ , and so still not ideal.

**Pseudo-Likelihood Posteriors (PLP)** The pseudo-likelihood posterior (PLP) approach extends the pseudo-empirical Bayes approach to obtain a posterior distribution for  $(\phi, \eta)$ , and is both computationally simpler and obtains (uncalibrated) uncertainty quantification. The main idea is to run Bayesian backfitting on  $r(x)$ , but include updates for  $(\phi, \eta)$  based

on the partial likelihood; that is, we use a two-stage Gibbs sampler:

1. Sample  $r$  from  $\tilde{\Pi}(dr \mid \phi, \eta, \mathcal{D}) \propto Q(\theta) \Pi(dr)$ .
2. Sample  $(\phi, \eta)$  from  $\tilde{\Pi}(d\phi, d\eta \mid r, \mathcal{D}) \propto \text{PL}(\phi, \eta) \Pi(d\phi, d\eta)$ .

As with the EQL approach, under the gamma prior  $\phi^{-1} \sim \text{Gam}(a, b)$ , the PL approach results in a simple full conditional  $\phi^{-1} \sim \text{Gam}(a + N/2, b + \sum_i Z_i^2/2)$ , where  $Z_i = \frac{\omega_i^{1/2}\{Y_i - \mu_\theta(X_i)\}}{V\{\mu_\theta(X_i)\}^{1/2}}$  is the *standardized residual*. The PL approach generally produces good point estimates of  $(\phi, \eta)$  and uncertainty quantification for  $r(\cdot)$ , but may not produce good uncertainty quantification for  $(\phi, \eta)$  and so should be used with caution when uncertainty in the variance function is of intrinsic interest. The PL approach also samples from incompatible conditionals for  $r$  and  $(\phi, \eta)$  in the sense that there is no joint distribution for which the update distributions are the conditionals.

**Bayesian Bootstrap Quasi-Likelihood (BBQ)** A simple, robust, approach to sampling  $\phi$  is to use an approach inspired by the loss-likelihood bootstrap (Lyddon et al., 2019). Again let  $Z_i = \frac{\omega_i^{1/2}\{Y_i - \mu_\theta(X_i)\}}{V\{\mu_\theta(X_i)\}^{1/2}}$  denote the standardized residual and note that  $\mathbb{E}_\theta(Z_i^2) = \phi$ . We model the marginal distribution of the  $Z_i$ 's using a Bayesian bootstrap  $F_Z(dz) = \sum_{i=1}^N p_i \delta_{Z_i}(dz)$  with the full conditional  $p \sim \text{Dirichlet}(1, \dots, 1)$  and set

$$\phi = \sum_{i=1}^N p_i Z_i^2. \quad (5)$$

MCMC proceeds as with the PL approach, except that  $\phi$  is updated by sampling  $p \sim \text{Dirichlet}(1, \dots, 1)$  and using (5). This approach can further accommodate estimation of  $\eta$  by replacing (5) with the update  $(\phi, \eta) = \arg \max_{\phi, \eta} \sum_i p_i \log \text{Normal}(Y_i \mid \mu_\theta(X_i), \phi V_\eta\{\mu_\theta(X_i)\}/\omega_i)$ . The advantage of the BBQ approach over the PLP approach is that we intuitively expect the use of the bootstrap to provide better calibrated uncertainty quantification for  $(\phi, \eta)$ . The downsides of the BBQ approach is that the conditionals of  $r$  and  $(\phi, \eta)$  are again incompatible and that it may be difficult to jointly optimize  $(\phi, \eta)$  in a robust fashion.

## 4 Theoretical Properties

We now examine the theoretical properties of the PL approach (see [Agnoletto et al., 2023](#), for results for the quasi-posterior with known  $\phi$ ). Proofs of these results can be found in the appendix. For simplicity, we consider the parametric setting with  $r(x) = x^\top \beta$  and assume  $\eta$  to be known. Let  $g(\phi | \beta)$  denote conditional density that  $\phi$  is sampled from in our Gibbs sampler and let  $\tilde{\pi}(\beta | \phi) \propto Q(\beta, \phi) \pi(\beta)$ . We restrict attention to the ideal *two-step Gibbs sampler*:

- i. Sample  $\beta \sim \tilde{\pi}(\beta | \phi)$ .
- ii. Sample  $\phi \sim g(\phi | \beta)$  where  $g$  is the PL update density for  $\phi$ .

We show that the sequence  $\beta^{(1)}, \beta^{(2)}, \dots$  is a Markov chain with a stationary distribution that is expressible as a mixture  $\tilde{\pi}(\beta) = \int \tilde{\pi}(\beta | \phi) m(\phi) d\phi$ . The mixing distribution  $m(\phi)$  is also the marginal distribution of  $\phi$  in the stationary distribution, and is well-behaved in the sense that it concentrates near  $\phi_0$ , which effectively causes  $\tilde{\pi}(\beta)$  to be well-approximated by a  $\tilde{\pi}(\beta | \phi_0)$  density, leading to a Bernstein-von Mises result for  $\tilde{\pi}(\beta)$  due to existing results of [Agnoletto et al. \(2023\)](#) and [Miller \(2021\)](#).

A minor inconvenience with the BBQ and PL approaches is that there is typically no joint distribution  $\tilde{\pi}(\beta, \phi)$  whose conditional distributions are  $\tilde{\pi}(\beta | \phi)$  and  $g(\phi | \beta)$ ; a necessary condition for this to occur is that factorization  $\tilde{\pi}(\beta | \phi)/g(\phi | \beta) = u(\beta) v(\phi)$  holds for some functions  $u(\cdot), v(\cdot)$  ([Arnold and Press, 1989](#), Theorem 4.1), which is not the case for any of the models we have discussed. The following result states that, despite these challenges, the chain has a well-defined stationary distribution.

**Theorem 1.** *Suppose that Condition A and Condition P in Appendix E hold. Then the two-step Gibbs sampler initialized at any point  $\phi > 0$  has a unique stationary distribution with density  $\tilde{\pi}(\beta, \phi) = \tilde{\pi}(\beta) g(\phi | \beta)$  where  $\tilde{\pi}(\beta) = \int \tilde{\pi}(\beta | \phi) m(\phi) d\phi$  for some mixing distribution  $m(\phi)$ . Additionally,  $m(\phi) = \int \tilde{\pi}(\beta) g(\phi | \beta) d\beta$ .*

With the issue of the existence of the stationary distribution dispensed with, we now present our Bernstein-von Mises result.

**Theorem 2.** *Under Condition P, Condition A, Condition F, Conditions D1 – D4, and Condition G listed in the Appendix hold, we have*

$$\int |\tilde{\pi}(\beta) - N\{\beta \mid \hat{\beta}, \phi_0 N^{-1} H(\beta_0)^{-1}\}| d\beta \rightarrow 0 \quad \text{almost surely,}$$

where  $H(\beta_0)$  is given in Condition D and  $\phi_0 N^{-1} H(\beta_0)^{-1}$  is the asymptotic covariance matrix of the maximum quasi-likelihood estimator  $\hat{\beta} = \arg \min_{\beta} \sum_i \omega_i D\{Y_i; g^{-1}(X_i^\top \beta)\}$ . Additionally,  $m(\phi)$  converges in distribution to a point-mass at  $\phi_0$  almost surely.

When the model is correctly specified, Theorem 2 implies correct asymptotic coverage of posterior credible intervals for  $\beta$ . While we do not prove this, under misspecification we generally expect that a version of Theorem 2 will hold, but  $\phi_0 H(\beta_0)^{-1}/N$  will no longer be the asymptotic covariance matrix of  $\hat{\beta}$ , and so inferences will not be correctly calibrated.

*Remark 1.* Theorem 2 is proved for the PLP rather than the BBQ posterior simply because it is more analytically tractable, however we expect Theorem 2 to also hold for the BBQ posterior. As argued by [Davidian and Carroll \(1988\)](#), the extended quasi-likelihood does not lead to consistent estimates of  $(\phi, \eta)$ ; in our own experiments, it was instead observed that the EQP concentrates around  $\beta_0$  but does not possess good Frequentist properties, and that the posteriors for  $\phi$  and  $\eta$  do not concentrate around their true values. This is unfortunate because the EQP avoids the problems listed above: inference for all components of  $\theta$  is based on the single likelihood  $Q^+(\theta)$ , and so the stationary distribution of the Markov chain will exist and be equal to  $Q^+(\theta) \Pi(d\theta) / \int Q^+(\theta) \Pi(d\theta)$  so long as the denominator is finite. Because of these issues, we do not study the theoretical properties of the EQP posterior.

*Remark 2.* The regularity conditions used in the appendix are optimized for ease of proof rather than generality, and our results should be regarded primarily as a proof-of-concept.



The most substantial simplification we make is that  $\phi_0$  is assumed to lie in an interval  $[a, b]$ , and  $\beta_0$  in some bounded set, with both sets known a-priori.

## 5 Illustrations

### 5.1 Experiments With Parametric Models

We first provide some numerical support for the Bernstein-von Mises results given in Section 4. That a Bernstein-von Mises result will hold does not follow from our theory, even for parametric models, because we usually cannot use the ideal two-step Gibbs sampler. We consider data generated according to the quasi-Poisson model with

$$Y_i = \phi Z_i \quad \text{where} \quad Z_i \sim \text{Poisson}\{\mu_\theta(X_i)/\phi\}$$

and  $\mu_\theta(x) = \exp(\beta_0 + \beta_1 x)$ . Data generated according to this model satisfies the quasi-Poisson relation  $\text{Var}(Y_i \mid X_i = x) = \phi \mu_\theta(x)$ . We considered a flat prior  $\pi(\beta) \propto 1$ ,  $X_i \sim \text{Normal}(0, 1)$ ,  $N = 2000$ , and use the BBQ approach to quantify uncertainty in  $\phi$ . Hamiltonian Monte Carlo (HMC, Neal, 2011) was used to sample from the quasi-posterior.

The posterior distribution is displayed in Figure 2 and compared with the asymptotic normal distribution obtained from standard quasi-likelihood theory using the pilot estimator  $\hat{\phi} = (N - 2)^{-1} \sum_i (Y_i - \hat{\mu}_i)^2 / \hat{\mu}_i$ . We see strong agreement between the quasi-posterior and the asymptotic normal distribution, giving some further evidence that the good theoretical properties of the two-step Gibbs sampler likely extend to methods that replace sampling  $\tilde{\pi}(\beta \mid \phi)$  with sampling a Markov transition density that merely leaves  $\tilde{\pi}(\beta \mid \phi)$  invariant.

Next, we consider a quasi-power model with  $V_\eta(\mu) = \mu^\kappa$ . This model contains the quasi-Poisson ( $\eta = 1$ ) and quasi-gamma ( $\eta = 2$ ) as submodels. We set  $\mu_\theta(x) = \exp(x^\top \beta)$  with  $\beta_j = 1.2/\sqrt{5}$  for the  $\kappa = 1$  setting and  $\beta_j = 2/\sqrt{5}$  for the  $\kappa = 2$  setting; these values were chosen to highlight differences between the quasi-gamma and quasi-Poisson models without

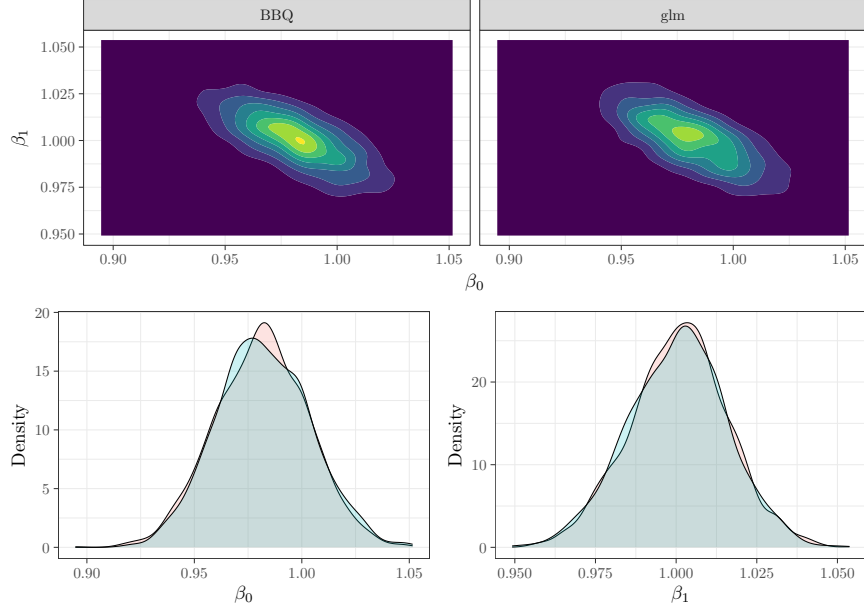


Figure 2: Joint and marginal posterior densities of the parameters from the quasi-Poisson simulation in Section 5.1. The quasi-posterior under the BBQ prior is given by “BBQ” while the asymptotic distribution with mean equal to the MLE and variance equal to the inverse Fisher information corresponds to “glm.”

being unrealistic. We evaluate the following models:

- **Quasi-Poisson:** a quasi-Poisson GLM fit using the `glm` function in R via maximum quasi-likelihood.
- **Quasi-gamma:** a quasi-gamma GLM fit using the `glm` function in R via maximum quasi-likelihood.
- **Bayesian Bootstrap Poisson:** samples of  $\beta$  are collected by first sampling  $p \sim \text{Dirichlet}(1, \dots, 1)$  and then solving the equation  $\sum_i \frac{p_i(Y_i - \mu_\beta(X_i))}{\mu_\beta(X_i)} X_i = 0$ .

Figure 3 displays the root mean squared error, estimated bias, and interval width/coverage associated to nominal 95% interval estimates. We see that the BBQ approach is the only approach that performs uniformly well across all settings, and that the performance of all of the methods is not greatly impacted by  $\phi$ . When  $\kappa = 1$  (quasi-Poisson holds) we see that the BBQ, Quasi-Poisson, and BB Poisson methods are all roughly equivalent, while

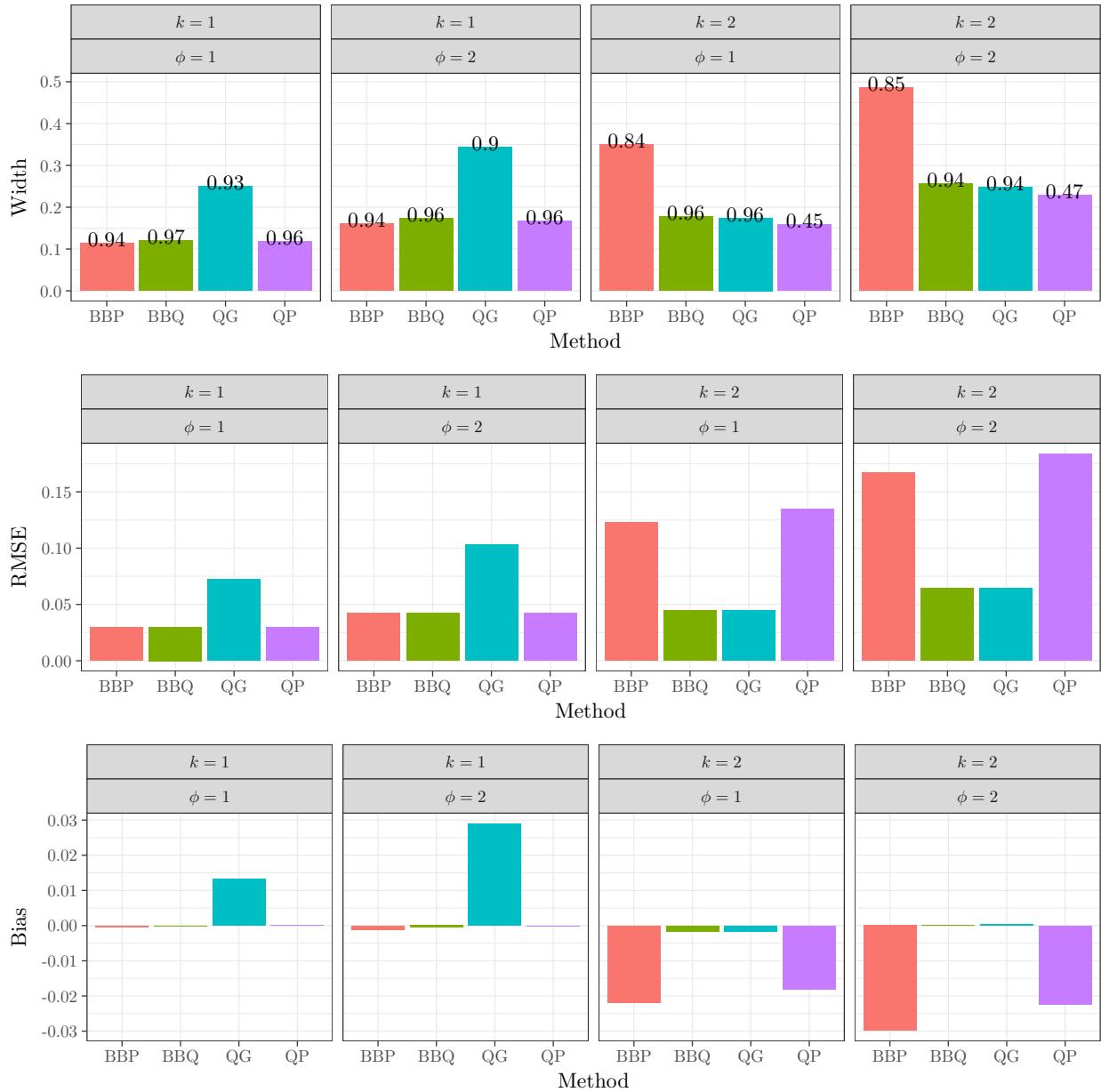


Figure 3: Width of 95% intervals (top), root mean-squared error (middle), and bias (bottom) results for the power-variance experiment. BBP denotes the Bayesian Bootstrap Poisson model, BBQ denotes Bayesian Bootstrap Quasi-likelihood, QG denotes quasi-gamma, and QP denotes quasi-Poisson. Coverage rates are given above the widths in the top row.

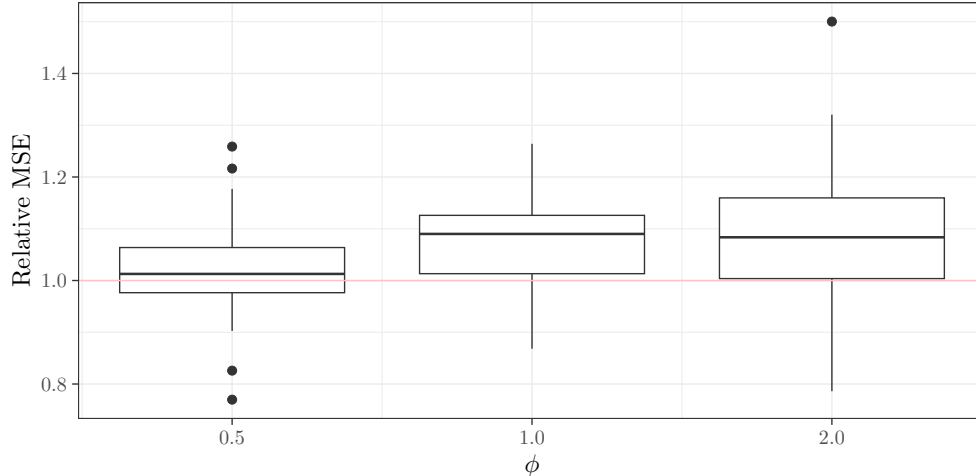


Figure 4: Boxplots of mean squared error of the gamma model relative to the quasi-gamma model for the experiment described in Section 5.2.

the quasi-gamma estimates have higher mean-squared errors and have substantially wider intervals to obtain coverage rates just below the nominal. On the other hand, when  $\kappa = 2$  (quasi-gamma holds), the methods based on the Poisson likelihood perform poorly in terms of interval width, coverage, RMSE, and bias, while the BBQ approach essentially matches the performance of the quasi-gamma model.

## 5.2 Bayesian Nonparametric Quasi-Gamma Model

We next consider a quasi-gamma model where  $V(\mu) = \mu^2$  under a data generating mechanism with  $\mu_\theta(x) = e^{r(x)}$  where  $r(x) = \sin(\pi x_1 x_2) + 2(x_3 - 0.5)^2 + x_4 + x_5/2$ ; the form of  $r(x)$  is taken from [Friedman \(1991\)](#), where it was used to illustrate the benefits of multivariate adaptive regression splines (MARS). For the outcome, we set  $[Y_i^{-1} | X_i = x] \sim \text{Gam}\{\alpha, (\alpha - 1) \mu_\theta(x)\}$  which corresponds to a quasi-gamma model with  $\phi = (\alpha - 2)^{-1}$ .

We compare the quasi-gamma model to the conventional (misspecified) gamma model that takes  $[Y_i | X_x = x] \sim \text{Gam}\{\alpha, \alpha/\mu_\theta(x)\}$ . We note that the gamma and quasi-gamma models differ *only* in how the parameter  $\phi$  is estimated, with the quasi-gamma model using BBQ and the gamma model using the posterior derived from the gamma likelihood.

The models were compared in terms of relative mean squared error, defined as  $\frac{\sum_i \{r(X_i) - \widehat{r}_G(X_i)\}^2}{\sum_i \{r(X_i) - \widehat{r}_{QG}\}^2}$ , where  $\widehat{r}_G(x)$  and  $\widehat{r}_{QG}(x)$  are the Bayes estimates of  $r(x)$  under the gamma and quasi-gamma models, respectively. The results of 200 replications of this experiment under the settings  $N = 250$ ,  $P = 10$ , and  $\phi \in \{0.5, 1, 2\}$  are given in Figure 4. We see that the quasi-gamma model typically outperforms the gamma model on this problem, with a larger gap existing for larger values of  $\phi$ . In terms of practical differences, we found that the gamma model tends to substantially underestimate  $\phi$ , while BBQ tends to slightly overestimate  $\phi$ , with this accounting for the mild differences in predictive performance.

### 5.3 Bayesian Nonparametric Quasi-Power Model

To assess the reliability of our implementation of the quasi-power model, we use the quasi-power ground truth  $[Y_i | X_i = x] \sim \text{Gam}\{\alpha(x), \beta(x)\}$  where  $\alpha(x) = e^{r(x)/2}/\phi$  and  $\beta(x) = e^{-r(x)/2}/\phi$ ; this corresponds to a quasi-power model with  $\mu_\theta(x) = e^{r(x)}$  and  $\kappa = 1.5$ . We take  $r(x)$  to be the same as in Section 5.2.

We compare the quasi-power model to the quasi-Poisson and quasi-gamma models, which correspond to special cases of the quasi-power model with  $\kappa = 1$  and 2 respectively. We set  $N = 250$ ,  $P = 10$ ,  $\phi \in \{0.5, 1, 2\}$ , and replicated the experiment 200 times. Models were compared in terms of mean squared error  $N^{-1} \sum_i \{\mu_\theta(X_i) - \widehat{\mu}(X_i)\}^2$  where  $\widehat{\mu}(x)$  is the Bayes estimator of  $\mu_\theta(x)$ , as well as the coverage per-experiment of the pointwise nominal 95% credible intervals for the  $\mu_\theta(X_i)$ 's and the average length of these intervals.

Results are given in Figure 5. As anticipated, the quasi-power modestly improves upon the quasi-gamma and quasi-Poisson models in terms of predictive performance. Interestingly, all models appear to have conservative credible intervals, with the quasi-Poisson model coming the closest to the nominal coverage levels.

Figure 6 displays the mixing of  $\phi$  and  $\kappa$  on a single representative simulation iteration with  $N = 2500$ . We see that  $\phi$  and  $\kappa$  have posteriors centered around their true values, and mix reasonable well over 2,000 post-burn-in samples.

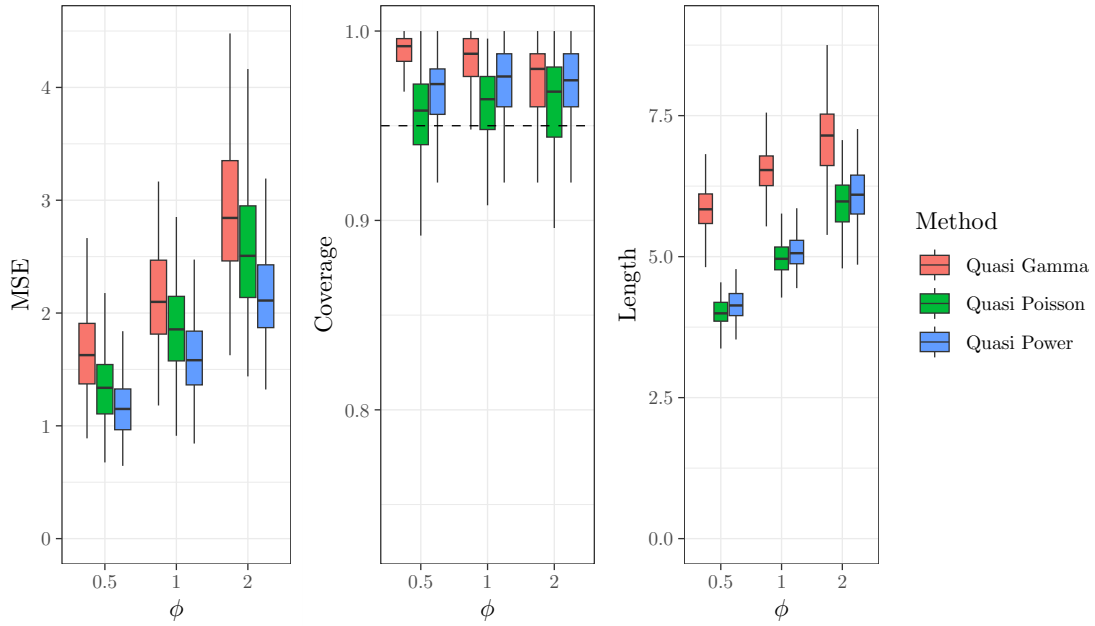


Figure 5: Results from simulation study of Section 5.3. Boxplots displays the squared error, coverage, and interval length associated to  $\mu(X_i)$  for  $i = 1, \dots, N$ , averaged over  $N$ , for the 200 replications.

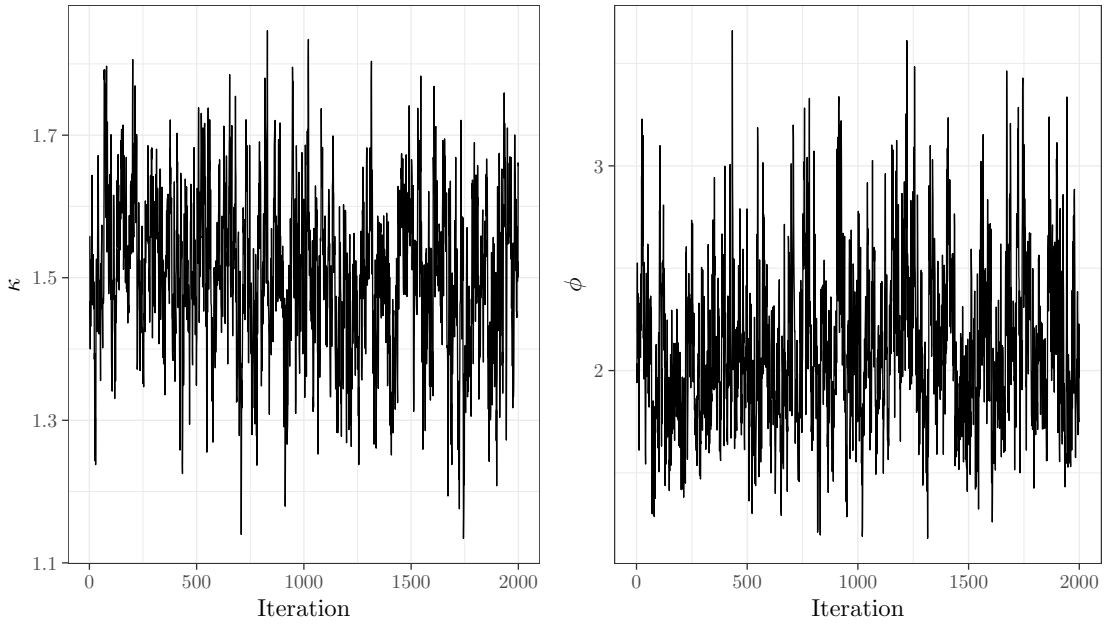


Figure 6: Mixing of  $\phi$  and  $\kappa$  for a single replication of the simulation experiment in Section 5.3 with  $N = 2500$ .

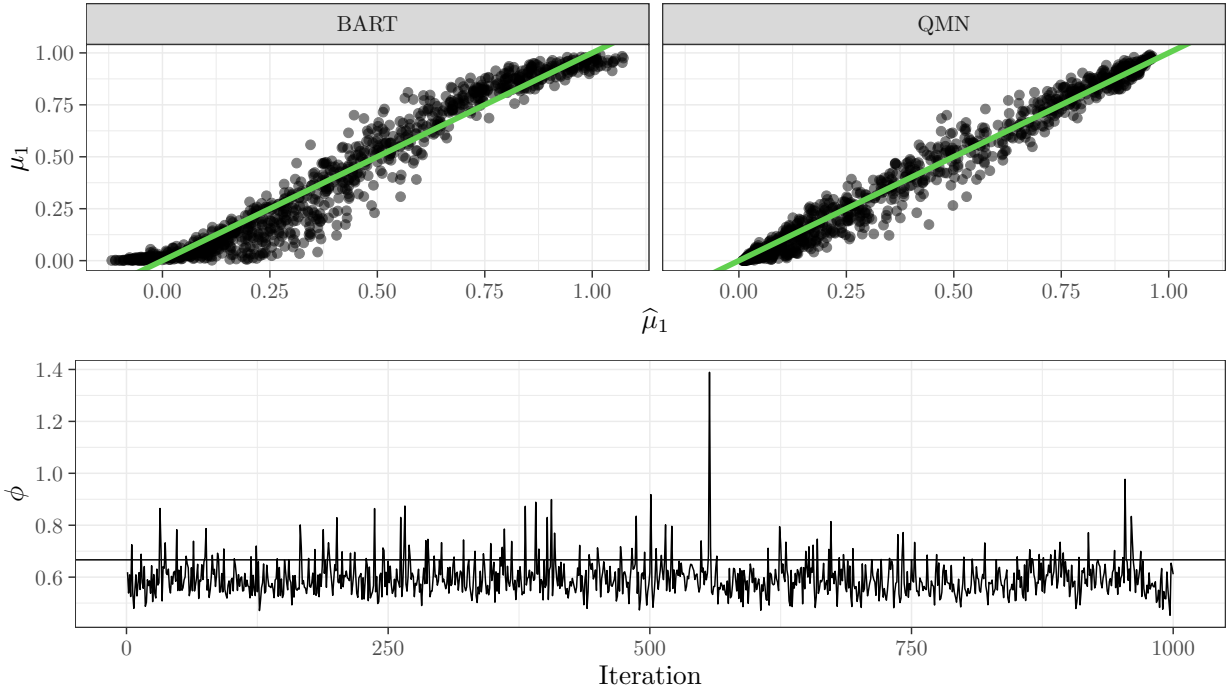


Figure 7: Top: comparison of the Bayes estimate ( $x$ -axis) of  $\mu_1(X_i)$  to the true value of  $\mu_1(X_i)$  ( $y$ -axis) for the BART normal regression model (left) and quasi-Multinomial model (right); the line  $y = x$  is provided for comparison. Bottom: traceplot of  $\phi$  for the quasi-Multinomial model.

## 5.4 Quasi-Multinomial With Dirichlet Outcome Data

Our last synthetic data experiment applies the quasi-multinomial model to Dirichlet outcome data. We consider the data generating process  $Y_i \sim \text{Dirichlet}\{\rho \mu_1(X_i), \rho \mu_2(X_i), \rho \mu_3(X_i)\}$  where  $\mu_k(x) \propto \exp\{r_k(x)\}$  and

$$r_1(x) = 2x_1 + x_2, \quad r_2(x) = x_1 + 4x_2x_3 \quad r_3 = x_2 + 2x_3.$$

We consider  $N = 1000$  observations,  $X_i \sim \text{Uniform}([0, 1]^5)$ , and set  $\rho = 0.5$ , which corresponds to a quasi-multinomial model with  $\phi = 2/3$ .

Figure 7 gives results for a single simulated dataset, comparing the quasi-multinomial model to the standard BART regression model implemented in the `dbarts` package that directly estimates  $\mu_1(x)$ ; results for this single simulated dataset are typical of replications.

Method	RMSE	Width	Coverage
BART	0.08	0.28	0.92
QMN	0.05	0.20	0.95

Table 2: Results of the simulation experiment in Section 5.4

We see that the quasi-multinomial model generally performs better than BART, with no obvious bias and estimates falling quite close to the lines  $x = y$ .

This experiment was replicated 100 times, and results are presented in Table 2. Here, RMSE refers to the RMSE in estimating  $\mu_1(X_i)$  given by  $\sqrt{\frac{1}{N} \sum_i \{\mu_1(X_i) - \hat{\mu}_1(X_i)\}^2}$ , Width refers to the average interval width of the 95% highest posterior density (HPD) credible interval, and Coverage refers to the average coverage of the HPD interval. By properly accounting for the presence of heteroskedasticity we see that the quasi-multinomial model outperforms BART on all three metrics, with a much lower RMSE being attained and nominal coverage being achieved with shorter intervals.

## 5.5 The Medical Expenditure Panel Survey

The medical expenditure panel survey (MEPS) is an ongoing survey on the usage of the healthcare system in the United States by individuals, insurance companies, and hospitals. We consider as an outcome  $Y_i$  the total medical expenditure incurred during 2011 by a subset of 9,426 adult women who incurred at least some medical expenditure. Parametric quasi-likelihood methods have been used in the past for this data and it has been demonstrated that the data is highly heteroskedastic with a mean-variance relation well-described by a quasi-power relation  $V(\mu) = \mu^\kappa$  (Natarajan et al., 2008, who found  $\kappa \approx 1.5$  on the subset of the data they examined). Our interest is in determining what factors lead to higher forecasts of medical expenditures, with variables of interest including demographic variables, measurements of an individual’s health, and direct measures of the usage of the healthcare system. Predictors include age, insurance status, race, whether an individual is a regular smoker, income, self-assessed physical health status, mental health status, body mass index,



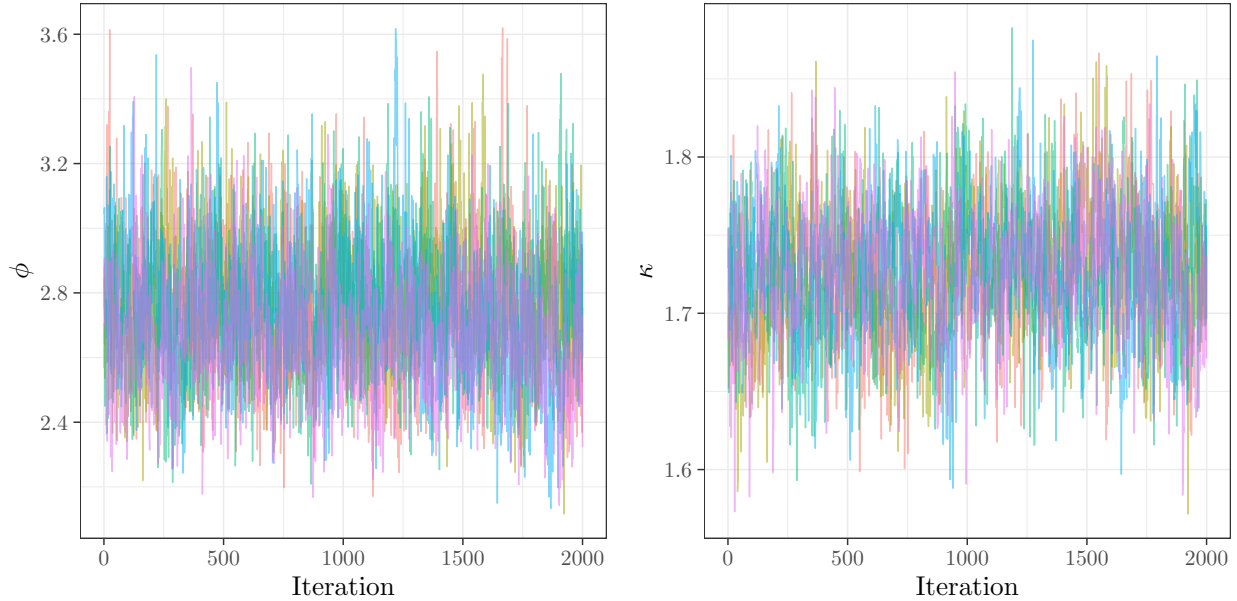


Figure 8: Traceplots for the parameters  $\phi$  and  $\kappa$  on the MEPS dataset for five independent Markov chains.

number of prescription refills during the year, education level, number of dentist trips during the year, and indicators of major health diagnoses (diabetes, heart attack, stroke, cancer, and arthritis).

We fit the quasi-power model to this data, with  $\log \mu_\theta(x) = r(x)$  and  $V_\eta(\mu) = \mu^\kappa$ , using the Laplace approximation to update the tree topologies as described in Section 2.2 and the pseudo-likelihood approach to update  $(\phi, \kappa)$ . For this analysis we ran five Markov chains in parallel for a total of 2000 iterations per chain, with the first 1000 iterations of each chain discarded to burn-in. Traceplots for the parameters  $\phi$  and  $\kappa$  are displayed in Figure 8, and we see that the chains converged rapidly and there were no notable issues with the mixing. Bearing in mind that our analysis is based on a different subpopulation than [Natarajan et al. \(2008\)](#), our results are quite similar to theirs in terms of the plausible values of  $\kappa$ .

Having verified that the chain is mixing well and that the results for  $\kappa$  are broadly in agreement with the existing literature, we move onto summarizing the posterior distribution. We begin by examining the *posterior inclusion probabilities* for each variable ([Linero, 2018](#)) as well as their variable importances as defined by [Chipman et al. \(2010\)](#) (defined to be the

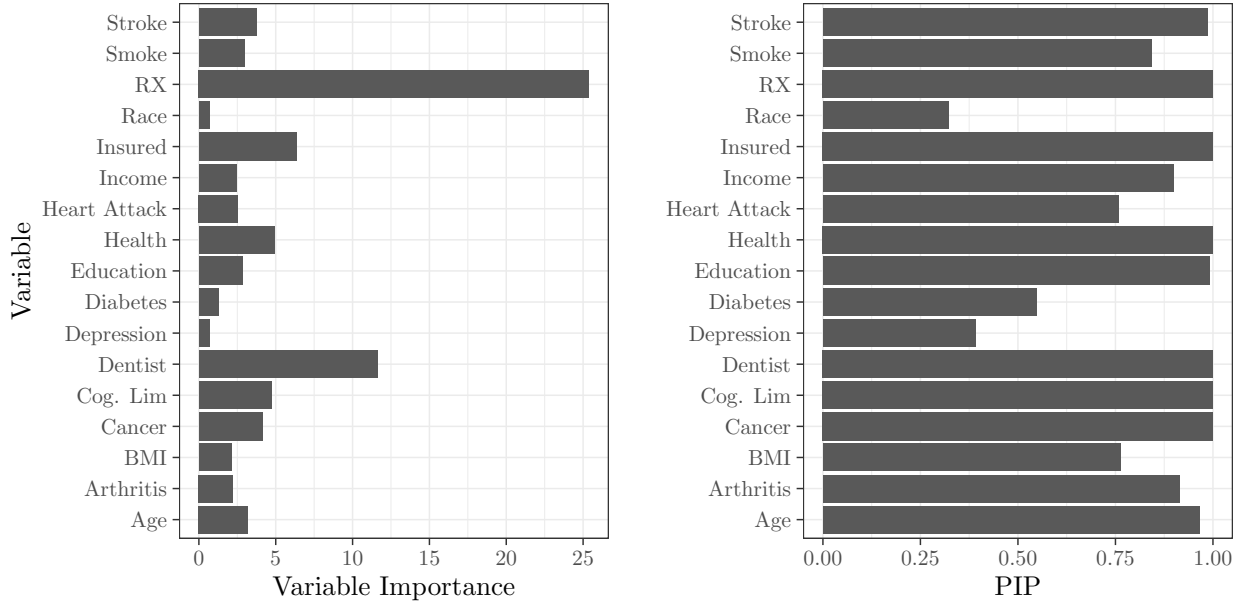


Figure 9: Posterior summarization of variable importances (left) and posterior variable inclusion probabilities (right). Variable importances correspond to the average number of splits in the ensemble that make use of the listed variable.

posterior mean of the number of times a variable is used in a splitting rule). Results are displayed in Figure 9, which shows roughly that the most important indicators of future medical expenditures are first direct usage of the healthcare system (number of prescription refills and number of dentist trips), followed by indicators of poor health (cognitive limitations, cancer, self-perceived health status etc). Variables that had lower posterior inclusion probabilities include race, diabetes status, and depression status.

Next, we use the posterior projection approach of [Woody et al. \(2021\)](#) to create summaries of the function  $r(x)$ , which can be useful both for interpreting the model and for identifying interesting subpopulations. For each sampled  $r(x)$  we compute an optimal summary  $\tilde{r}(x)$  in a given class of summary functions  $\mathcal{H}$ , defined by  $\tilde{r} = \arg \min_{g \in \mathcal{H}} \sum_i \{r(X_i) - \tilde{r}(X_i)\}^2$ . We use the *summary*  $R^2$

$$R^2 = 1 - \frac{\sum_i \{r(X_i) - \tilde{r}(X_i)\}^2}{\sum_i \{r(X_i) - \bar{r}\}^2} \quad \text{where} \quad \bar{r} = N^{-1} \sum_i r(X_i)$$

to measure the quality of the summary, with  $R^2$  close to 1 implying that  $\tilde{r}(x)$  is a good

approximation of  $r(x)$  at the observed values of the covariates.

In preliminary analysis, we found that the class of generalized additive models (GAMs) that take  $\tilde{r}(x) = \sum_{j=1}^P h_j(x)$  provided very strong summaries of  $r(x)$ , with the *partial effect*  $h_j(x)$  given by a natural cubic spline (see [Wood, 2006](#), for a review) for the continuous predictors. The summary  $R^2$  for the GAM summaries were found to concentrate between 95% and 98%.

The posterior distributions of the  $h_j$ 's from the GAM summary of the BART fit are given in [Figure 10](#); log transformations were used prior to fitting the GAM summary for the number of perscription refills (RX), income, and poverty level. For the continuous variables, we see clear increasing trends in the number of dentist visits, perceived health, and number of prescription refills. For the categorical variables, the strongest effects are associated to cancer diagnosis, cognitive limitations, and insurance status.

## 6 Discussion

In this paper, we propose to combine quasi-likelihood methods with Bayesian nonparametric priors on the regression function  $\mu_\theta(x)$  to obtain methods that are both highly practical and robust to model misspecification. The methods we propose depend only on correctly specifying a mean-variance relation of the form  $\text{Var}_\theta(Y_i | X_i = x) = \frac{\phi}{\omega} V\{\mu_\theta(x)\}$ . We develop Bayesian nonparametric versions of the quasi-binomial, quasi-Poisson, and quasi-gamma models, and show that all of these approaches are amenable to simple Bayesian backfitting algorithms ([Chipman et al., 2010](#)) when  $\mu_\theta(x)$  is modeled using a suitable BART prior.

An obvious limitation of our approach is that we are still required to correctly specify the variance function in order to obtain valid inferences. The variance model can fail either because (i) the form of  $V(\mu)$  is not correctly specified or (ii) the variance depends on  $X_i$  through features other than  $\mu_\theta(X_i)$ . We partially alleviate this by allowing for the variance function itself to be estimated jointly with the dispersion parameter  $\phi$  using the Bayesian

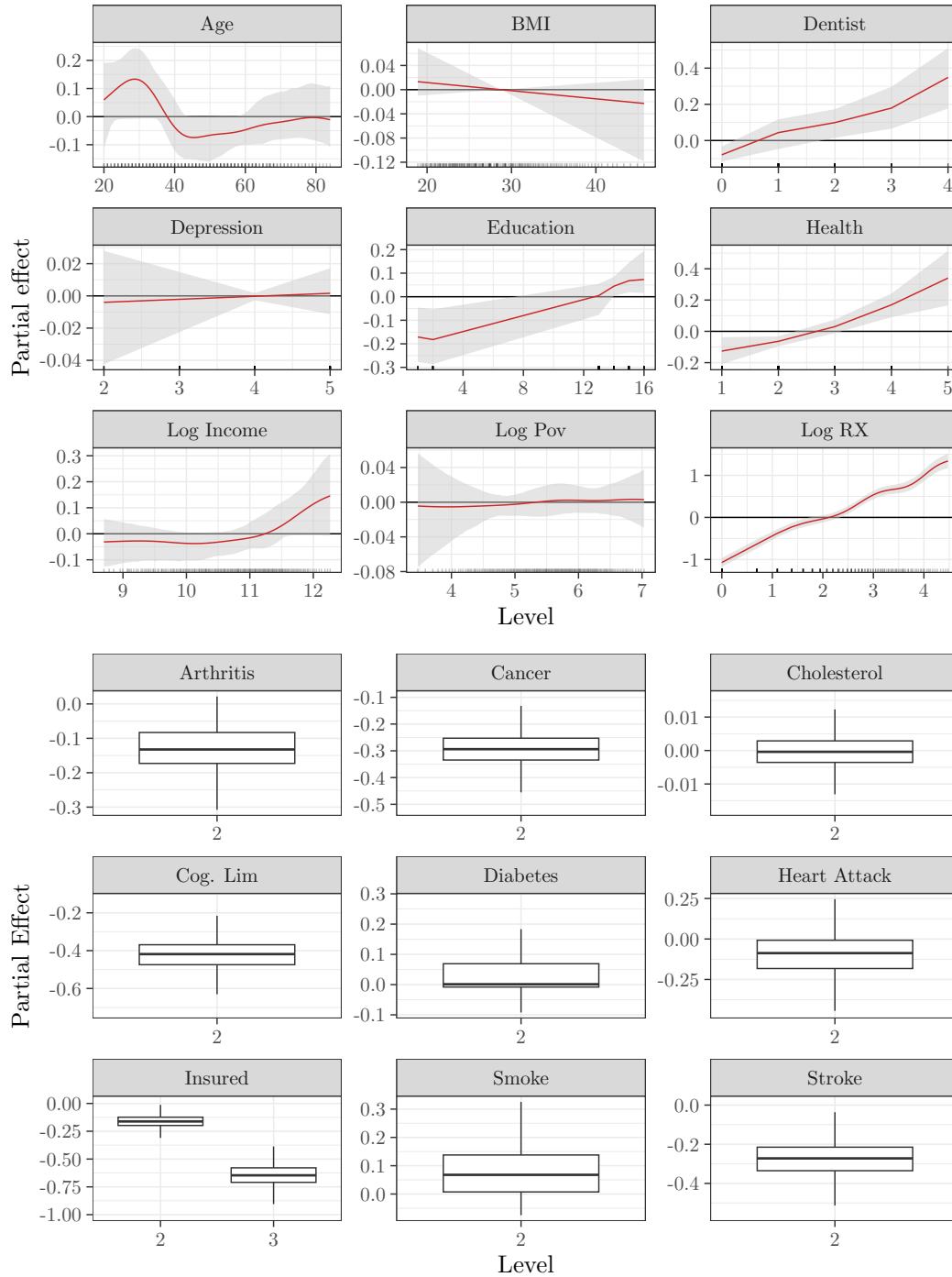


Figure 10: Summary of the quasi-power BART model fit to the MEPS dataset. Continuous variables display the posterior mean and confidence bands for the associated term of the projection, while categorical variables display the posterior median, 50% credible interval, and 95% credible interval using a boxplot.

bootstrap quasi-likelihood (BBQ) update. Both of these issues can be partially fixed by allowing the dispersion parameter  $\phi$  to depend on covariates  $\phi(x)$  using, for example, the *multiplicative decision tree* model of [Pratola et al. \(2020\)](#). We defer such extensions to future work.

This work is part of a larger program of attempting to perform Bayesian inference while avoiding the specification of a data generating mechanism. Quasi-likelihood uses only a specification of the mean function (which we model nonparametrically) and a mean-variance function relationship. One might hope further to either (i) eliminate the specification of the mean-variance relationship or (ii) develop a method that is *robust* to misspecification of the mean-variance relation. A simple approach would be to fully commit to the Bayesian bootstrap and *define*  $\theta$  as the minimum of a population-level objective function; this works well for parametric problems, as we have already seen here in our simulation experiments, but it is not clear how to apply such methods in a non-parametric setting. Other approaches, such as Bayesian exponentially tilted likelihood (BETEL) or Bayesian method of moments (BMOM) are limited in scope due to computational challenges ([Schennach, 2005](#); [Siddhartha Chib and Simoni, 2018](#); [Yin, 2009](#)). A large part of the appeal of quasi-likelihood methods for us is that they allow for the use of simple Bayesian backfitting algorithms to fit BART-based models, which can no longer be used with these other techniques. Future work will pursue computationally efficient alternatives to BETEL to further reduce the modeling assumptions.

## References

- Agnoletto, D., Rigon, T., and Dunson, D. B. (2023). Bayesian inference for generalized linear models via quasi-posteriors.
- Arnold, B. C. and Press, S. J. (1989). Compatible conditional distributions. *Journal of the American Statistical Association*, 84(405):152–156.
- Bissiri, P. G., Holmes, C. C., and Walker, S. G. (2016). A General Framework for Up-

- dating Belief Distributions. *Journal of the Royal Statistical Society Series B: Statistical Methodology*, 78(5):1103–1130.
- Casella, G. (2001). Empirical Bayes Gibbs sampling. *Biostatistics*, 2(4):485–500.
- Chipman, H. A., George, E. I., and McCulloch, R. E. (2010). BART: Bayesian additive regression trees. *The Annals of Applied Statistics*, 4(1):266 – 298.
- Davidian, M. and Carroll, R. J. (1988). A Note on Extended Quasi-Likelihood. *Journal of the Royal Statistical Society: Series B (Methodological)*, 50(1):74–82.
- Dorie, V. (2023). dbarts: Discrete Bayesian additive regression trees sampler. R package version 0.9-23.
- Friedman, J. H. (1991). Multivariate adaptive regression splines. *The Annals of Statistics*, 19(1):1–67.
- Friedman, J. H. (2001). Greedy function approximation: A gradient boosting machine. *The Annals of Statistics*, 29(5):1189 – 1232.
- Gelman, A. and Speed, T. P. (1993). Characterizing a Joint Probability Distribution by Conditionals. *Journal of the Royal Statistical Society: Series B (Methodological)*, 55(1):185–188.
- Greco, L., Racugno, W., and Ventura, L. (2008). Robust likelihood functions in Bayesian inference. *Journal of Statistical Planning and Inference*, 138(5):1258–1270.
- Hastie, T. and Tibshirani, R. (2000). Bayesian backfitting (with comments and a rejoinder by the authors). *Statistical Science*, 15(3):196 – 223.
- Hill, J., Linero, A., and Murray, J. (2020). Bayesian additive regression trees: A review and look forward. *Annual Review of Statistics and Its Application*, 7(1):251–278.

- Kapelner, A. and Bleich, J. (2016). bartMachine: Machine learning with Bayesian additive regression trees. *Journal of Statistical Software*, 70(4):1–40.
- Lin, L. (2006). Quasi Bayesian likelihood. *Statistical Methodology*, 3(4):444–455.
- Linero, A. R. (2017). A review of tree-based Bayesian methods. *Communications for Statistical Applications and Methods*, 24(6):543–559.
- Linero, A. R. (2018). Bayesian regression trees for high-dimensional prediction and variable selection. *Journal of the American Statistical Association*, 113(522):626–636.
- Linero, A. R. (2022). Generalized Bayesian additive regression trees models: Beyond conditional conjugacy.
- Linero, A. R., Sinha, D., and Lipsitz, S. R. (2020). Semiparametric mixed-scale models using shared bayesian forests. *Biometrics*, 76(1):131–144.
- Linero, A. R. and Yang, Y. (2018). Bayesian regression tree ensembles that adapt to smoothness and sparsity. *Journal of the Royal Statistical Society: Series B (Statistical Methodology)*, 80(5):1087–1110.
- Lyddon, S. P., Holmes, C. C., and Walker, S. G. (2019). General Bayesian updating and the loss-likelihood bootstrap. *Biometrika*, 106(2):465–478.
- McCullaugh, P. and Nelder, J. A. (1989). *Generalized Linear Models*. Chapman & Hall/CRC, 2 edition.
- Meyn, S. and Tweedie, R. (2012). *Markov Chains and Stochastic Stability*. Communications and Control Engineering. Springer London.
- Miller, J. W. (2021). Asymptotic normality, concentration, and coverage of generalized posteriors. *Journal of Machine Learning Research*, 22(168):1–53.

- Murray, J. S. (2021). Log-linear Bayesian additive regression trees for multinomial logistic and count regression models. *Journal of the American Statistical Association*, 116(534):756–769.
- Natarajan, S., Lipsitz, S. R., Fitzmaurice, G., Moore, C. G., and Gonin, R. (2008). Variance estimation in complex survey sampling for generalized linear models. *Journal of the Royal Statistical Society Series C: Applied Statistics*, 57(1):75–87.
- Neal, R. M. (2003). Slice sampling. *The Annals of Statistics*, 31(3):705 – 767.
- Neal, R. M. (2011). MCMC using Hamiltonian dynamics. In Books, S., Gelman, A., Jones, G. L., and Meng, X. L., editors, *Handbook of Markov Chain Monte Carlo*. Chapman and Hall/CRC.
- Nelder, J. A. and Pregibon, D. (1987). An extended quasi-likelihood function. *Biometrika*, 74(2):221–232.
- Nelder, J. A. and Wedderburn, R. W. M. (1972). Generalized Linear Models. *Royal Statistical Society. Journal. Series A: General*, 135(3):370–384.
- Pratola, M. T., Chipman, H. A., George, E. I., and McCulloch, R. E. (2020). Heteroscedastic BART via multiplicative regression trees. *Journal of Computational and Graphical Statistics*, 29(2):405–417.
- Rasmussen, C. E. and Williams, C. K. I. (2005). *Gaussian Processes for Machine Learning*. The MIT Press.
- Ročková, V. and van der Pas, S. (2020). Posterior concentration for Bayesian regression trees and forests. *The Annals of Statistics*, 48(4):2108–2131.
- Schennach, S. M. (2005). Bayesian exponentially tilted empirical likelihood. *Biometrika*, 92(1):31–46.



- Siddhartha Chib, M. S. and Simoni, A. (2018). Bayesian estimation and comparison of moment condition models. *Journal of the American Statistical Association*, 113(524):1656–1668.
- Smyth, G. K. and Verbyla, A. P. (1999). Adjusted likelihood methods for modelling dispersion in generalized linear models. *Environmetrics: The official journal of the International Environmetrics Society*, 10(6):695–709.
- Sparapani, R., Spanbauer, C., and McCulloch, R. (2021). Nonparametric machine learning and efficient computation with Bayesian additive regression trees: The BART R package. *Journal of Statistical Software*, 97(1):1–66.
- Ventura, L., Cabras, S., and Racugno, W. (2010). Default prior distributions from quasi- and quasi-profile likelihoods. *Journal of Statistical Planning and Inference*, 140(11):2937–2942.
- Ventura, L. and Racugno, W. (2016). Pseudo-likelihoods for bayesian inference. In Di Battista, T., Moreno, E., and Racugno, W., editors, *Topics on Methodological and Applied Statistical Inference*, pages 205–220, Cham. Springer International Publishing.
- Wedderburn, R. W. M. (1974). Quasi-likelihood functions, generalized linear models, and the Gauss—Newton method. *Biometrika*, 61(3):439–447.
- Wood, S. N. (2006). *Generalized Additive Models: An Introduction with R*. Chapman and Hall/CRC, second edition.
- Woody, S., Carvalho, C. M., and Murray, J. S. (2021). Model interpretation through lower-dimensional posterior summarization. *Journal of Computational and Graphical Statistics*, 30(1):144–161.
- Yin, G. (2009). Bayesian generalized method of moments. *Bayesian Analysis*, 4(2):191 – 207.

## A Gibbs Sampler for the Quasi-Poisson Model

Let  $\mathcal{L}(\mathcal{T}_t)$  denote the set of leaves of tree  $\mathcal{T}_t$  and let  $\lambda_\ell$  denote the leaf node parameter associated to leaf  $\ell$ . Further, let  $\mathcal{T}_{-t}$  denote the set of trees excluding tree  $t$ , let  $\mathcal{M}_{-t}$  denote the set of leaf node parameters for all trees excluding tree  $t$ , and let  $\zeta_i = \sum_{m \neq t} g(X_i; \mathcal{T}_m, \mathcal{M}_m)$  denote the sum of all trees except for the  $t$ th tree. Following [Chipman et al. \(2010\)](#), we use a two-stage sampling algorithm to update the tree parameters  $(\mathcal{T}_1, \dots, \mathcal{T}_T)$ . We first compute the integrated likelihood of tree  $\mathcal{T}_t$  given  $\mathcal{T}_{-t}$  and  $\mathcal{M}_{-t}$  as

$$L(\mathcal{T}_t) = \int \prod_{\ell \in \mathcal{L}(\mathcal{T}_t)} \prod_{i: X_i \rightsquigarrow \ell} q_\phi(Y_i | \zeta_i + \lambda_\ell) d\lambda_\ell,$$

where  $X_i \rightsquigarrow \ell$  denotes the event that  $X_i$  is associated to leaf  $\ell$  of tree  $t$  and

$$q_\phi(y | \zeta) = \exp\left(-\frac{D\{y, g^{-1}(\zeta)\}}{2\phi}\right),$$

is the quasi-likelihood of  $y$  given  $\zeta$ .

For the quasi-Poisson model with  $\mu_\theta(x) = \exp\{r(x)\}$  we have  $-D(y, \mu)/2 = c(y) + y \log \mu - e^{-\mu}$  for some function  $c(y)$ . The likelihood associated to  $(\mathcal{M}_t, \mathcal{T}_t)$  is therefore proportional to

$$\prod_{\ell \in \mathcal{L}(\mathcal{T}_t)} \prod_{i: X_i \rightsquigarrow \ell} \exp\left(\frac{Y_i \zeta_i + Y_i \lambda_\ell - e^{\zeta_i} e^{\lambda_\ell}}{\phi}\right) \propto \prod_{\ell \in \mathcal{L}(\mathcal{T})} \exp(A_\ell \lambda_\ell - B_\ell e^{\lambda_\ell}),$$

where  $A_\ell = \sum_{i: X_i \rightsquigarrow \ell} \frac{Y_i}{\phi}$  and  $B_\ell = \sum_{i: X_i \rightsquigarrow \ell} \frac{e^{\zeta_i}}{\phi}$ . Assuming that  $\lambda_\ell \stackrel{\text{iid}}{\sim} \log \text{Gam}(a, b)$ , we can compute the integrated likelihood of tree  $\mathcal{T}_t$  from this as

$$L(\mathcal{T}) = \prod_{\ell \in \mathcal{L}(\mathcal{T})} \int_{-\infty}^{\infty} \frac{b^a}{\Gamma(a)} \exp(a\lambda - b e^\lambda) \times \exp(A_\ell \lambda - B_\ell e^\lambda) d\lambda = \prod_{\ell \in \mathcal{L}(\mathcal{T})} \frac{b^a}{\Gamma(a)} \times \frac{\Gamma(A_\ell + a)}{(B_\ell + b)^{A_\ell + a}}.$$

Additionally, we can see that the full-conditional of  $\lambda_\ell$  under this model is given by  $\lambda_\ell \sim$

$\log \text{Gam}(A_\ell + a, b + B_\ell)$ . This leads to the following two-step sampling algorithm for updating  $(\mathcal{T}_t, \mathcal{M}_t)$ :

1. Propose a tree  $\mathcal{T}' \sim Q(\mathcal{T}_t \rightarrow \mathcal{T}')$  using, for example, the **Birth**, **Depth**, or **Perturb** moves described by [Kapelner and Bleich \(2016\)](#) and its appendix.
2. Set  $\mathcal{T}_t = \mathcal{T}'$  if  $U \leq \frac{L(\mathcal{T}') \pi(\mathcal{T}') Q(\mathcal{T}' \rightarrow \mathcal{T}_t)}{L(\mathcal{T}_t) \pi(\mathcal{T}_t) Q(\mathcal{T}_t \rightarrow \mathcal{T}')}$ , where  $U \sim \text{Uniform}(0, 1)$ ; otherwise, leave  $\mathcal{T}_t$  unmodified.
3. For each  $\ell \in \mathcal{L}(\mathcal{T}_t)$ , sample  $\lambda_\ell \sim \text{Gam}(a + A_\ell, b + B_\ell)$ .

## B Gibbs Sampler for Quasi-Gamma

For the quasi-gamma model we have

$$-\frac{D(y, \mu)}{2} = c(y) - \frac{y}{\mu} - \log(\mu).$$

We then specify the model  $\mu_\theta(x) = e^{-r(x)}$ . Defining  $\zeta_i$  and the other tree-based quantities as we did for the quasi-Poisson model the integrated likelihood of  $\mathcal{T}_t$  given  $(\mathcal{T}_{-t}, \mathcal{M}_{-t})$  is therefore given by

$$\begin{aligned} L(\mathcal{T}_t) &= \prod_{\ell \in \mathcal{L}(\mathcal{T}_t)} \int \prod_{i: X_i \rightsquigarrow \ell} \exp\left(\frac{\lambda - Y_i e^{\zeta_i} e^\lambda}{\phi}\right) \frac{b^a}{\Gamma(a)} \exp(a\lambda - be^\lambda) d\lambda \\ &\propto \prod_{\ell \in \mathcal{L}(\mathcal{T}_t)} \int \exp(A_\ell \lambda - B_\ell e^\lambda) \frac{b^a}{\Gamma(a)} \exp(a\lambda - be^\lambda) d\lambda \\ &= \prod_{\ell \in \mathcal{L}(\mathcal{T}_t)} \frac{b^a}{\Gamma(a)} \times \frac{\Gamma(a + A_\ell)}{(b + B_\ell)^{a + A_\ell}}, \end{aligned}$$

where  $A_\ell = N_\ell / \phi$  where  $N_\ell$  is the number of observations assigned to leaf node  $\ell$  of tree  $\mathcal{T}_t$ , and  $B_\ell = \sum_{i: X_i \rightsquigarrow \ell} Y_i e^{\zeta_i} / \phi$ . Similarly, we also have the full conditional  $\lambda_\ell \sim \log \text{Gam}(a + A_\ell, b + B_\ell)$ . The algorithm is now identical to that for the quasi-Poisson model.

## C Gibbs Sampler for the Quasi-Power Model

The quasi-power model uses the variance function  $V(\mu) = \mu^\kappa$  where  $\kappa$  is estimated based on the data. By routine calculations, the quasi-likelihood associated to the quasi-power model is given by

$$q_\phi(y \mid \mu, \kappa) = \exp \left\{ \frac{1}{\phi} \left( \frac{y\mu^{1-\kappa}}{1-\kappa} - \frac{\mu^{2-\kappa}}{2-\kappa} \right) \right\},$$

for  $\kappa \neq 1, 2$ , with the special cases of  $\kappa = 1, 2$  corresponding to the quasi-Poisson model and the quasi-gamma model, respectively. We consider the exponential link  $\mu_\theta(x) = \exp\{r(x)\}$ .

As usual, we let  $\zeta_i = \sum_{m \neq t} g(X_i; \mathcal{T}_m, \mathcal{M}_m)$ . The integrated quasi-likelihood associated  $\mathcal{T}_t$  given  $(\kappa, \phi, \mathcal{D}, \mathcal{T}_{-t}, \mathcal{M}_{-t})$  under this model is given by

$$\begin{aligned} & \prod_{\ell \in \mathcal{T}_t} \int \prod_{i: X_i \rightsquigarrow \ell} \exp \left\{ \frac{1}{\phi} \left( \frac{Y_i e^{\zeta_i(1-\kappa)} e^{\lambda(1-\kappa)}}{1-\kappa} - \frac{e^{\zeta_i(2-\kappa)} e^{\lambda(2-\kappa)}}{2-\kappa} \right) \right\} \text{Normal}(\lambda \mid 0, \sigma_\lambda^2) d\lambda \\ &= \prod_{\ell \in \mathcal{T}_t} \int \exp \left\{ \frac{1}{\phi} \left( \frac{A_\ell e^{\lambda(1-\kappa)}}{1-\kappa} - \frac{B_\ell e^{\lambda(2-\kappa)}}{2-\kappa} \right) \right\} \text{Normal}(\lambda \mid 0, \sigma_\lambda^2) d\lambda \end{aligned}$$

where  $A_\ell = \sum_{i: X_i \rightsquigarrow \ell} Y_i e^{\zeta_i(1-\kappa)}$  and  $B_\ell = \sum_{i: X_i \rightsquigarrow \ell} e^{\zeta_i(2-\kappa)}$ .

Next, we define  $\Lambda_\ell(\lambda) = \frac{1}{\phi} \left( \frac{A_\ell e^{\lambda(1-\kappa)}}{1-\kappa} - \frac{B_\ell e^{\lambda(2-\kappa)}}{2-\kappa} \right)$ . Directly optimizing  $\Lambda_\ell(\lambda)$  shows that it is maximized at  $\hat{\lambda}_\ell = \log(A_\ell/B_\ell)$ . Proceeding by the Laplace approximation, we expand about  $\hat{\lambda}$  to second order to get the approximation

$$\begin{aligned} L(\mathcal{T}_t) &\approx \prod_{\ell \in \mathcal{T}_t} e^{\Lambda_\ell(\hat{\lambda}_\ell)} \int \exp \left\{ -\frac{(\lambda - \hat{\lambda}_\ell)^2 I(\hat{\lambda})}{2} \right\} \text{Normal}(\lambda \mid 0, \sigma_\lambda^2) d\lambda \\ &= \prod_{\ell \in \mathcal{T}_t} e^{\Lambda_\ell(\hat{\lambda}_\ell)} \sqrt{\frac{I^{-1}(\hat{\lambda}_\ell)}{\sigma_\lambda^2 + I^{-1}(\hat{\lambda}_\ell)}} \exp \left\{ -\frac{1}{2} \frac{\hat{\lambda}_\ell^2}{(I^{-1}(\hat{\lambda}_\ell) + \sigma_\lambda^2)} \right\}, \end{aligned} \tag{6}$$

where  $I(\hat{\lambda}_\ell) = \frac{\partial^2}{\partial \lambda^2} \Lambda_\ell(\lambda) \Big|_{\lambda=\hat{\lambda}_\ell}$ . We use (6) to compute an approximate acceptance probability for the Bayesian backfitting algorithm.

After updating  $\mathcal{T}_t$ , we can sample the  $\lambda_\ell$ 's from their full conditionals, which are propor-

tional to

$$\exp \left\{ \frac{1}{\phi} \left( \frac{A_\ell e^{\lambda_\ell(1-\kappa)}}{1-\kappa} - \frac{B_\ell e^{\lambda_\ell(2-\kappa)}}{2-\kappa} \right) \right\} \text{Normal}(\lambda_\ell \mid 0, \sigma_\lambda^2).$$

Applying the Laplace approximation again, this full conditional is approximately proportional to

$$\exp \left\{ -\frac{(\lambda_\ell - \hat{\lambda}_\ell)^2 I(\hat{\lambda}_\ell)}{2} \right\} \text{Normal}(\lambda_\ell \mid 0, \sigma_\lambda^2),$$

which is the kernel of a normal distribution with mean and variance given by

$$m = \frac{I(\hat{\lambda}_\ell)\hat{\lambda}_\ell}{I(\hat{\lambda}_\ell) + \sigma_\lambda^{-2}} \quad \text{and} \quad v = \frac{1}{I(\hat{\lambda}_\ell) + \sigma_\lambda^{-2}}.$$

This approximation can be further refined by applying, for example, several rounds of slice sampling (Neal, 2003) to the exact full conditional after sampling  $\lambda_\ell$ .

As described above, the Gibbs sampler proposed for the quasi-power model is approximate, and does not hold the exact quasi-posterior invariant (even ignoring the updates for  $\phi$  and  $\kappa$ ). Linero (2022) gives a general recipe for converting Laplace approximations such as these into proposals that leave the target posterior exactly invariant, and the modifications can be applied if this is desired. In practice, we find that the Laplace approximation is adequate on its own for identifying useful tree topologies, and that the effect of any inaccuracy in the Laplace approximation for updating  $\lambda_\ell$  can be more-or-less eliminated by following up the sampling with a single slice sampling update. Moreover, because of the large amount of regularization applied by the prior — the prior takes  $\sigma_\lambda^2$  very small, especially when many trees are used — the Laplace approximation is typically highly accurate without making any corrections, even if  $\Lambda_\ell(\lambda)$  is not close to quadratic.

## D Gibbs Sampler for the Quasi-Multinomial

Let  $Z_i = n_i Y_i$ , where  $Y_i$  is modeled with a quasi-multinomial model. Then the quasi-likelihood is given by

$$Q(\theta) = \prod_i \frac{\exp\{Z_i^\top r(X_i)/\phi\}}{[\sum_k \exp\{r_k(X_i)\}]^{n_i/\phi}}.$$

We now introduce latent variables  $\xi_i \sim \text{Gam}(n_i/\phi, \sum_k \exp\{r_k(X_i)\})$ , which leads to the joint likelihood

$$Q(\theta, \xi) \propto \prod_i \exp\left\{\frac{Z_i^\top r(X_i)}{\phi} - \xi_i \sum_k e^{r_k(X_i)}\right\} \xi_i^{n_i/\phi-1}.$$

Defining  $\zeta_{ik} = \sum_{m \neq t} [g(X_i; \mathcal{T}_t, \mathcal{M}_t)]_k$ , the integrated likelihood associated to a given tree  $\mathcal{T}_t$  (conditional on the  $\xi$ 's as well as  $\mathcal{T}_{-t}, \mathcal{M}_{-t}$ , and  $\phi$ ) is then proportional to

$$\begin{aligned} & \prod_\ell \prod_k \int \prod_{i: X_i \rightsquigarrow \ell} \exp\left\{\frac{Z_{ik}(\zeta_{ik} + \lambda)}{\phi} - \xi_i e^{\zeta_{ik}} e^\lambda\right\} \pi(\lambda) d\lambda \\ & \propto \prod_\ell \prod_k \int \exp\left(\frac{A_{\ell k} \lambda}{\phi} - B_{\ell k} e^\lambda\right) \pi(\lambda) d\lambda, \end{aligned}$$

where  $A_{\ell k} = \sum_{i: X_i \rightsquigarrow \ell} Z_{ik}$  and  $B_{\ell k} = \sum_{i: X_i \rightsquigarrow \ell} \xi_i e^{\zeta_{ik}}$ . Assuming the log  $\text{Gam}(a, b)$  prior for the  $\lambda_{\ell k}$ 's, this gives

$$L(\mathcal{T}_t) \propto \prod_\ell \prod_k \frac{b^a}{\Gamma(a)} \times \frac{\Gamma(a + A_{\ell k}/\phi)}{(b + B_{\ell k})^{a + A_{\ell k}/\phi}},$$

and similarly to previous calculations the full conditional of  $\lambda_{\ell k}$  is a log  $\text{Gam}(a + A_{\ell k}/\phi, b + B_{\ell k})$  distribution.

## E Assumptions

This section provides the regularity conditions that are required to establish the theoretical results in Section 4. First, we make some assumptions about the form of the quasi-likelihood  $Q(\theta)$ .

**Condition P** The function  $r(x) = x^\top \beta$  is related to  $\mu_\theta(x)$  the relation  $g\{\mu_\theta(x)\} = r(x)$  where  $g(\mu)$  is a continuous strictly-increasing function. Additionally, the function  $V_\eta\{g^{-1}(\psi)\}$  is continuous, strictly positive, and  $D\{Y_i, g^{-1}(\psi)\} = 2 \int_{g^{-1}(\psi)}^y \frac{y-t}{V_\eta(t)} dt$  exists for all  $\psi \in (-\infty, \infty)$ .

Next, the following assumption is used to establish the existence of the stationary distribution.

**Condition A** The prior  $\pi(\beta)$  is continuous and bounded away from 0 on its support, which is assumed to be a ball  $\{\beta : \|\beta\| \leq R\}$ , and for the PL approach  $g(\phi | \beta)$  is an inverse gamma distribution  $\text{InvGam}(N/2, \widehat{\phi}(\beta)N/2)$  truncated to an interval  $[a, b]$  with  $a > 0$  and  $b < \infty$ . Additionally, the data  $\mathcal{D}$  is such that  $Q(\theta)$  is well-defined for all  $\theta$  with  $\|\beta\| \leq R$  and  $\phi \in [a, b]$ .

The following assumption states, essentially, that the model is correctly specified.

**Condition F** The true density of  $[Y_i | X_i, \omega_i]$ , denoted  $f_0(y | x, \omega)$ , satisfies the quasi-likelihood moment conditions for some  $\theta_0 = (\phi_0, \beta_0)$  such that  $\phi_0 > 0$ ,  $r_0(x) = x^\top \beta_0$  for some  $\beta_0 \in \mathbb{R}^P$ , and link function  $g\{\mu_0(x)\} = r_0(x)$ , with the  $Y_i$ 's independent. Additionally, the prior  $\pi(\beta)$  is continuous at  $\beta_0$  with  $\pi(\beta_0) > 0$ .

Regularity conditions on the structure of the quasi-likelihood and data generating mechanism are also required. The following conditions are borrowed from Appendix A.3 of [Agnoletto et al. \(2023\)](#) and guarantee a pointwise Bernstein-von Mises result for fixed  $\phi$ , modified

to be slightly simpler to take advantage of the boundedness assumptions in Condition A and Condition F. They hold very generally.

**Condition D** Let  $X_1, X_2, \dots$  be the sequence of covariate values and  $[Y_i | X_i, \omega_i]$  be independent and distributed according to Condition F. The following conditions hold:

D1 We have  $\lim_{n \rightarrow \infty} \frac{1}{n} \sum_{i=1}^n \omega_i \mathbb{E}_{\theta_0} (D\{Y_i; g^{-1}(X_i^\top \beta)\} | X_i = x) = D_\infty(\beta)$  for some  $D_\infty(\beta)$ .

Furthermore,

$$\lim_{n \rightarrow \infty} \sum_{i=1}^n \frac{\omega_i^2 \text{Var} (D\{Y_i; g^{-1}(X_i^\top \beta)\})}{n^2} < \infty.$$

D2  $D(Y_i; \mu_i)$  is three-times continuously differentiable on the support of  $\pi(\beta)$ , with the third derivative uniformly bounded.

D3 The matrix  $\mathbf{X}^\top W \mathbf{X} / N$  converges to a positive definite matrix  $H(\beta_0)$ , where  $W = \text{diag} \left( \frac{\omega_i}{g'(\mu_i)^2 V_\eta(\mu_i)} \right)$  and  $\mu_i \equiv g^{-1}(r_0(X_i))$ .

D4  $D_\infty(\beta) > D_\infty(\beta_0)$  if  $\beta \neq \beta_0$  for all  $\beta$  in the support of  $\pi(\beta)$ .

Finally, we assume that the moment estimator is sufficiently regular in the sense that  $\widehat{\phi}(\beta_n) \rightarrow \phi_0$  provided that  $\beta_n \rightarrow \beta_0$  sufficiently fast.

**Condition G** Let  $\widehat{\phi}(\beta)$  denote the moment estimator  $\frac{1}{n} \sum_i \frac{\omega_i \{Y_i - g^{-1}(X_i^\top \beta)\}^2}{V_\eta(g^{-1}(X_i^\top \beta))}$ , and let  $\widehat{\beta} = \arg \min_\beta \sum_i \omega_i D\{Y_i; g^{-1}(X_i^\top \beta)\}$  be the maximum quasi-likelihood estimator of  $\beta$ . Then, with probability 1,  $\widehat{\phi}(\widehat{\beta} + h/\sqrt{n}) \rightarrow \phi_0$  for all  $h$ .

The above conditions also imply correct Frequentist properties of the quasi-posterior, as under standard regularity conditions (and assuming that the mean and variance relations are correctly specified) it is well-known that  $\widehat{\beta} \overset{\circ}{\sim} N(\beta_0, \phi N^{-1} H(\beta_0)^{-1})$ .



## F Theoretical Results

### F.1 Existence of the Stationary Distribution

We note that Condition A, which truncates the support of  $\pi(\theta)$  to a compact set, is overly strong and serves to eliminate technical issues in verifying that the chain is irreducible, aperiodic, and positive recurrent, which are standard sufficient conditions for the existence of a stationary distribution (see [Meyn and Tweedie, 2012](#), Chapter 10).

*Proof.* Let  $\mathcal{S} = \{(\beta, \phi) : \|\beta\| \leq R, \phi \in [a, b]\}$ . Note that the Markov transition function (MTF) of the two-step Gibbs sampler is given by

$$R\{(\beta, \phi) \rightarrow (\beta', \phi')\} = \tilde{\pi}(\beta' | \phi) g(\phi' | \beta').$$

From Condition A and Condition P it follows that  $\tilde{\pi}(\beta' | \phi) g(\phi' | \beta')$  is bounded away from 0 on the set  $\mathcal{S} \times \mathcal{S}$ . We now apply Theorem 1.3.1 (ii) of [Meyn and Tweedie \(2012\)](#) to conclude the existence of a unique stationary distribution:

- The set  $\mathcal{S}$  is small because the MTF is bounded away from 0 on  $\mathcal{S}$ , as this implies that the MTF is minorized by a uniform measure on  $\mathcal{S}$ .
- The hitting time for  $\mathcal{S}$  is trivially 1 regardless of how the chain is initialized.

Hence Theorem 1.3.1 (i) and (ii) imply the result.

Next, we characterize the stationary distribution  $\tilde{\pi}(\beta, \phi)$ . If we sample  $(\beta, \phi) \sim \tilde{\pi}(\beta, \phi)$  and then sample the transition  $R\{(\beta, \phi) \rightarrow (\beta', \phi')\}$  then, by definition,  $(\beta', \phi') \sim \tilde{\pi}(\beta, \phi)$ , but from the structure of the Gibbs sampler it is clear that the conditional associated to  $\phi'$  is  $g(\phi' | \beta')$ ; hence,  $\tilde{\pi}(\beta, \phi) = \tilde{\pi}(\beta) g(\phi | \beta)$  for some  $\tilde{\pi}(\beta)$ .

To characterize  $\tilde{\pi}(\beta)$ , we use the definition of the stationary distribution to obtain

$$\begin{aligned}\tilde{\pi}(\beta') g(\phi' | \beta') &= \int \tilde{\pi}(\beta, \phi) \tilde{\pi}(\beta' | \phi) g(\phi' | \beta') d\beta d\phi \\ &= g(\phi' | \beta') \int \tilde{\pi}(\beta, \phi) \tilde{\pi}(\beta' | \phi) d\beta d\phi \\ &= g(\phi' | \beta') \int m(\phi) \tilde{\pi}(\beta' | \phi) d\phi,\end{aligned}$$

where  $m(\phi)$  is the marginal distribution of  $\phi$  for the stationary distribution. Hence  $\tilde{\pi}(\beta) = \int \tilde{\pi}(\beta | \phi) m(\phi) d\phi$ .

To obtain the result  $m(\phi) = \int g(\phi | \beta) \tilde{\pi}(\beta) d\beta$ , we repeat the same logic with the roles of  $\phi$  and  $\beta$  reversed, and analyze the *dual chain* that reverses the order of updating  $\beta$  and  $\phi$ ; note that, because our sampler is not a genuine Gibbs sampler, the dual chain does not have the same stationary distribution as the original chain, however they do have the same marginal distributions, which is sufficient.  $\square$

## F.2 Bernstein-von Mises Theorem

We begin by proving a *uniform* Bernstein-von Mises theorem, establishing uniform convergence of the posterior  $\tilde{\pi}(\beta | \phi)$ . Throughout, we use the symbol  $A \lesssim B$  to mean that  $A \leq CB$  for some positive constant  $C > 0$  that is allowed to depend only on  $(P, \beta_0, a, b, H, \pi)$ .

**Lemma 1.** *Suppose that Condition P, Condition A, Condition F, and D1–D4 hold. Then*

$$\sup_{\phi \in [a, b]} \int |q_n^\phi - N^\phi| dh \rightarrow 0 \quad \text{almost surely}$$

where  $q_n^\phi(h)$  is the quasi-posterior distribution of  $\sqrt{n}(\beta - \hat{\beta}_n)$ ,  $\hat{\beta}_n$  is the maximum quasi-likelihood estimator of  $\beta$ , and  $N^\phi$  is the density of a normal distribution with mean 0 and variance  $\phi H^{-1}(\beta_0)$ .

*Proof.* First, Theorem 3 of [Agnoletto et al. \(2023\)](#) implies the non-uniform version of this statement: for all  $\phi \in [a, b]$ , we have  $\int |q_n^\phi - N^\phi| dh \rightarrow 0$  almost surely (the statement of

the result is in-probability, but as a corollary of results of [Miller \(2021\)](#) the techniques used prove almost-sure convergence). Now, fix  $\delta > 0$  and let  $a = \lambda_1 < \lambda_2 < \dots < \lambda_K = b$  be an evenly-space  $\delta$ -cover of  $[b^{-1}, a^{-1}]$ , i.e.,  $\lambda_{k+1} - \lambda_k \leq \delta$ ; let  $\mathcal{K}$  denote this  $\delta$ -cover.

For fixed  $\phi$ , let  $\lambda_k = \lambda$  be such that  $\lambda_k \leq \phi^{-1} \leq \lambda_{k+1}$ . Then

$$\int |q_n^\phi - N^\phi| dh \leq \underbrace{\int |q_n^\phi - q_n^{\lambda^{-1}}| dh}_{(i)} + \underbrace{\int |q_n^{\lambda^{-1}} - N^{\lambda^{-1}}| dh}_{(ii)} + \underbrace{\int |N^{\lambda^{-1}} - N^\phi| dh}_{(iii)}.$$

We now bound (i) – (iii) uniformly in  $\phi$ .

**Second term:** From the pointwise version of the result we have that  $\max_{\lambda \in \mathcal{K}} \int |q_n^{\lambda^{-1}} - N^{\lambda^{-1}}| \rightarrow 0$  as  $n \rightarrow \infty$  almost surely; hence (ii) converges almost surely 0 in probability uniformly in  $\phi$ .

**Third term:** By Pinsker’s inequality, the third term is bounded by a multiple of

$$\sqrt{\log \lambda^{-1}/\phi + \phi/\lambda^{-1} - 1}.$$

Letting  $\Delta = \frac{\lambda^{-1}}{\phi} - 1$  and bounding  $\log(1 + \Delta) \leq \Delta$  we have the bound

$$\sqrt{\log(1 + \Delta) - \Delta/(1 + \Delta)} \leq \frac{\Delta}{\sqrt{1 + \Delta}}.$$

Now,  $\Delta = \frac{\phi^{-1} - \lambda}{\lambda} \leq b\delta$ , while  $1 + \Delta = \phi^{-1}/\lambda \geq a/b$  so that we can bound this last term by  $\delta \times \sqrt{b/a}$ . That is,

$$\sup_{\phi} \int |N^{\lambda^{-1}} - N^\phi| dh \lesssim \delta.$$

**First term:** We first bound the total variation distance with the Hellinger distance:

$$\int |q_n^{\lambda^{-1}} - q_n^\phi| dh \lesssim 1 - \int \sqrt{q_n^\phi q_n^{\lambda^{-1}}} dh = 1 - \sqrt{\frac{[Z_n^{(\rho+\lambda)/2}]^2}{Z_n^\rho Z_n^\lambda}} \quad (7)$$

where  $\rho \equiv \phi^{-1}$ ,

$$\begin{aligned} Z_n^\rho &= \int \exp \left\{ \log Q_\phi(\hat{\beta} + h/\sqrt{n}) - \log Q_\phi(\hat{\beta}) \right\} \pi(\hat{\beta} + h/\sqrt{n}) dh \\ &= \int \exp \left\{ \rho [\log Q_1(\hat{\beta} + h/\sqrt{n}) - \log Q_1(\hat{\beta})] \right\} \pi(\hat{\beta} + h/\sqrt{n}) dh \end{aligned}$$

and the equality in (7) (after routine calculation) comes from the fact that

$$\begin{aligned} q_n^\phi(h) &\propto Q_\phi(\hat{\beta} + h/\sqrt{n}) \pi(\hat{\beta} + h/\sqrt{n}) \quad \text{where} \\ Q_\phi(\beta) &= \exp \left\{ -\frac{\sum_{i=1}^n \omega_i D\{Y_i; g^{-1}(X_i^\top \beta)\}}{2\phi} \right\} \end{aligned}$$

is the quasi-likelihood. Next, we observe that for all  $\lambda_k \leq \rho \leq \lambda_{k+1}$  we have  $(Z_n^{\lambda_k})^{\rho/\lambda_k} \leq Z_n^\rho \leq (Z_n^{\lambda_{k+1}})^{\rho/\lambda_{k+1}}$  by Jensen's inequality. Accordingly, the Hellinger distance is bounded above by

$$1 - \frac{(Z_n^{\lambda_{k+1}})^{(\lambda_k+\rho)/2\lambda_{k+1}}}{(Z_n^{\lambda_k})^{(\lambda_k+\rho)/2\lambda_k}} = 1 - \left( \frac{Z_n^{\lambda_{k+1}}}{Z_n^{\lambda_k}} \right)^{(\lambda+\rho)/(2\lambda_{k+1})} \times (Z_n^{\lambda_k})^{\frac{\lambda+\rho}{2} \times \frac{\lambda_k - \lambda_{k+1}}{\lambda_k}}.$$

Next, we note that

$$\begin{aligned} \frac{\lambda_k + \rho}{2\lambda_{k+1}} \log \left( \frac{Z_n^{\lambda_{k+1}}}{Z_n^{\lambda_k}} \right) &\geq - \left| \log \left( \frac{Z_n^{\lambda_{k+1}}}{Z_n^{\lambda_k}} \right) \right| \equiv A_{nk} \quad \text{and} \\ -\frac{\lambda_k + \rho}{2} \times \frac{\lambda_{k+1} - \lambda_k}{\lambda_k} \log Z_n^{\lambda_k} &\geq -\frac{\delta \lambda_{k+1}}{\lambda_k} |\log Z_n^{\lambda_k}| \equiv B_{nk}. \end{aligned}$$

As these bounds do not depend on  $\phi$ , we have

$$\sup_{\phi} \int |q_n^{\phi} - q_n^{\lambda^{-1}}| \lesssim \max_k 1 - e^{A_{nk} + B_{nk}}.$$

By Theorem 4 of [Miller \(2021\)](#), we have the pointwise Laplace approximation

$$\log Z_n^{\rho} \rightarrow \log \pi(\beta_0) + \frac{P \log(\rho)}{2} + \frac{1}{2} \log |2\pi H(\beta_0)| \quad \text{almost surely.}$$

Hence,  $A_{nk} \rightarrow \frac{P}{2} \log(\lambda_k / \lambda_{k+1})$  and  $B_{nk} \rightarrow \frac{-\delta \lambda_{k+1}}{\lambda_k} \left| \log \pi(\beta_0) + \frac{P \log \lambda_k}{2} + \frac{1}{2} \log |2\pi H(\beta_0)| \right|$ . Letting

$$A = -\frac{P \delta}{2a} \quad \text{and} \quad B = -\delta \left\{ \left| \log \pi(\beta_0) \right| + \frac{P(|\log a| + |\log b|)}{2} + \frac{1}{2} |2\pi H(\beta_0)| \right\}$$

we have  $\lim A_{nk} \geq A$  and  $\lim B_{nk} \geq B$  almost surely. Therefore

$$\limsup \sup_{\phi} \int |q_n^{\phi} - q_n^{\lambda^{-1}}| \lesssim 1 - e^{A+B} = 1 - e^{-\delta C} \leq \delta C$$

where  $C = -(A + B)/\delta > 0$  does not depend on  $\delta$ .

**Putting Everything Together:** From the above arguments, we have

$$\limsup \sup_{\phi} \int |q_n^{\phi} - N^{\phi}| dh \lesssim \delta + 0 + \delta.$$

Because this holds for all  $\delta > 0$ , we must have

$$\lim_{n \rightarrow \infty} \sup_{\phi} \int |q_n^{\phi} - N^{\phi}| dh = 0$$

almost surely. □

We use this uniform Bernstein-von Mises theorem to establish the result for the quasi-posterior defined in [Section 4](#).

*Proof.* We start by showing that the Bernstein-von Mises result applies to a slightly different distribution, which is sampled from via the following algorithm:

1. Initialize  $\sigma$  with any value in  $[a, b]$ .
2. Sample  $\beta' \sim \tilde{\pi}(\beta' | \sigma)$ .
3. Sample  $\phi \sim g(\phi | \beta')$ .
4. Sample  $\beta \sim \tilde{\pi}(\beta | \phi)$ .

Let  $m_\sigma$  denote the marginal distribution of  $\phi$  under this algorithm and  $\tilde{\pi}_*$  the marginal distribution of  $\beta$  under this algorithm. By the triangle inequality we have

$$\begin{aligned} \int |\tilde{\pi}_* - N(\cdot | \beta_0, \phi_0 N^{-1} H(\beta_0)^{-1})| &\leq \int |\tilde{\pi}_* - \tilde{\pi}(\cdot | \phi_0)| \\ &\quad + \int |\tilde{\pi}(\cdot | \phi_0) - N(\cdot | \beta_0, \phi_0 N^{-1} H(\beta_0)^{-1})|. \end{aligned}$$

By Lemma 1, the second term converges to 0 almost surely, so it suffices to show that the first term  $A = \int |\tilde{\pi}_*(\beta) - \tilde{\pi}(\beta | \phi_0)| d\beta$  also converges to 0 almost surely. Next, we rewrite  $\tilde{\pi}_*(\beta)$  as

$$\int \tilde{\pi}(\beta | \phi) m_\sigma(\phi) d\phi \quad \text{where} \quad m_\sigma(\phi) = \int g(\phi | \beta') \tilde{\pi}(\beta' | \sigma).$$

By the triangle inequality we have

$$\begin{aligned} A &\leq \int |\tilde{\pi}(\beta | \phi) - \tilde{\pi}(\beta | \phi_0)| m_\sigma(\phi) d\phi d\beta \\ &\leq \int |\pi(\beta | \phi) - N(\beta | \hat{\beta}, \phi \Sigma)| m_\sigma(\phi) + |N(\beta | \hat{\beta}, \phi \Sigma) - N(\beta | \hat{\beta}, \phi_0 \Sigma)| m_\sigma(\phi) \\ &\quad + |\tilde{\pi}(\beta | \phi_0) - N(\beta | \hat{\beta}, \phi_0 \Sigma)| m_\sigma(\phi) d\phi d\beta \end{aligned}$$

where  $\Sigma = (NH(\beta_0))^{-1}$ . By another application of Lemma 1, it suffices to show that  $\int |N^\phi - N^{\phi_0}| m_\sigma(\phi) d\phi d\beta \rightarrow 0$  almost surely, where  $N^\phi$  is defined as in proof of Lemma 1.

To show this, we show that  $m_\sigma(\phi) \rightarrow \delta_{\phi_0}(\phi)$  in distribution (almost surely). Letting  $\psi(\phi)$  denote an arbitrary bounded and continuous function, we have

$$\begin{aligned} \int \psi(\phi) m_\sigma(\phi) d\phi &= \iint \psi(\phi) g(\phi | \hat{\beta} + h/\sqrt{n}) q_n^\sigma(h) d\phi dh \\ &= \int \mathbb{E}_g\{\psi(\phi) | \hat{\beta} + h/\sqrt{n}\} q_n^\sigma(h) dh \end{aligned}$$

where  $q_n^\sigma$  is as defined in the proof of Lemma 1. Because  $\psi(\phi)$  is bounded,  $q_n^\sigma \rightarrow N^\sigma$  point-wise by the Laplace approximation, and  $\int q_n^\sigma dh \rightarrow \int N^\sigma dh$  we can apply the generalized dominated convergence theorem to conclude that

$$\lim_{n \rightarrow \infty} \int \psi(\phi) m(\phi) d\phi = \int \lim_{n \rightarrow \infty} \mathbb{E}_g\{\psi(\phi) | \hat{\beta} + h/\sqrt{n}\} q^\sigma(h) d\phi$$

almost surely. By the truncated gamma specification of  $g(\phi | \beta)$  we have

$$[\phi | \hat{\beta} + h/\sqrt{n}] \sim \text{InvGam} \left\{ \frac{n}{2}, \frac{n\hat{\phi}(\hat{\beta} + h/\sqrt{n})}{2} \right\} \text{ truncated to } [a, b].$$

By Condition G (i.e.,  $\hat{\phi}(\hat{\beta} + h/\sqrt{n}) \rightarrow \phi_0$  for all  $h$  almost surely) and the fact that  $\phi_0 \in [a, b]$  by assumption, it is straight-forward to show that this distribution converges to a  $\delta_{\phi_0}$  distribution (almost surely), and hence  $\lim_{n \rightarrow \infty} \mathbb{E}_g\{\psi(\phi) | \hat{\beta} + h/\sqrt{n}\} = \psi(\phi_0)$  almost surely.

Therefore

$$\lim_{n \rightarrow \infty} \int \psi(\phi) m(\phi) d\phi = \int \psi(\phi_0) N^\sigma(h) dh = \psi(\phi_0),$$

so that  $m_\sigma(\phi) \rightarrow \delta_{\phi_0}(\phi)$  in distribution (almost surely). It follows that

$$\int |N^\phi - N^{\phi_0}| m_\sigma(\phi) dh d\phi = \int \Xi(\phi) m_\sigma(\phi) d\phi \rightarrow \Xi(\phi_0) = 0$$

where  $\Xi(\phi) = \int |N^\phi - N^{\phi_0}| dh$ .

Having established the result for  $\tilde{\pi}_*$ , we now establish the result for  $\tilde{\pi}$ . By an identical argument to the one above, it suffices to show that  $m(\phi) \rightarrow \delta_{\phi_0}(\phi)$  in distribution (almost surely), which is also part of the conclusion of the theorem. We use a strategy similar to the one used to prove Lemma 1. Let  $b^{-1} = \lambda_0 < \lambda_1 < \dots < \lambda_K = a^{-1}$  denote a  $\delta$ -net of  $[b^{-1}, a^{-1}]$  and for each  $\phi$  let  $\sigma_\phi = \lambda_k^{-1}$  such that  $\lambda_k \leq \phi^{-1} \leq \lambda_{k+1}$ . Using the integral representation of  $m(\phi)$  we have (for an arbitrary bounded and continuous function  $\psi(\phi)$ )

$$\int \psi(\phi) m(\phi) d\phi = \int \psi(\phi) g(\phi | \beta) \tilde{\pi}(\beta | \rho) m(\rho) d\rho d\beta d\phi$$

Adding and subtracting  $\tilde{\pi}(\beta | \sigma_\rho)$  we get

$$\begin{aligned} & \int \psi(\phi) g(\phi | \beta) \{ \tilde{\pi}(\beta | \rho) - \tilde{\pi}(\beta | \sigma_\rho) \} m(\rho) d\rho d\beta d\phi \\ & + \int \psi(\phi) g(\phi | \beta) \tilde{\pi}(\beta | \sigma_\rho) m(\rho) d\rho d\beta d\phi \end{aligned}$$

We conclude by showing that the first term can be made arbitrarily small while the second term above tends to  $\psi(\phi_0)$ . For the first term we apply the triangle inequality, boundedness of  $\psi(\phi_0)$ , and change of variables to get

$$\begin{aligned} & \left| \int \psi(\phi) g(\phi | \beta) \{ \tilde{\pi}(\beta | \rho) - \tilde{\pi}(\beta | \sigma_\rho) \} m(\rho) d\rho d\beta d\phi \right| \\ & \lesssim \int |q_n^\rho - q_n^{\sigma_\rho}| m(\rho) dh d\rho. \end{aligned}$$

By the argument given under the heading **First Term** in the proof of Lemma 1, we know that  $\limsup \sup_\rho \int |q_n^\rho - q_n^{\sigma_\rho}| dh \lesssim \delta$  almost surely so that

$$\limsup \left| \int \psi(\phi) g(\phi | \beta) \{ \tilde{\pi}(\beta | \rho) - \tilde{\pi}(\beta | \sigma_\rho) \} m(\rho) d\rho d\beta d\phi \right| \lesssim \delta.$$

For the second term, let  $m\{(a, b)\}$  denote the mass  $m(\phi)$  assigned to the interval  $(a, b)$  and



observe that

$$\begin{aligned}
& \int \psi(\phi) g(\phi | \beta) \tilde{\pi}(\beta | \sigma_\rho) m(\rho) d\rho d\beta d\phi \\
&= \sum_k m\{\lambda_k, \lambda_{k+1}\} \int \psi(\phi) g(\phi | \beta) \tilde{\pi}(\beta | \sigma_k) d\beta d\phi. \\
&= \sum_k m\{\lambda_k, \lambda_{k+1}\} \int \psi(\phi) m_{\sigma_k}(\phi) d\phi \\
&\rightarrow \sum_k m\{\lambda_k, \lambda_{k+1}\} \psi(\phi_0) = \psi(\phi_0),
\end{aligned}$$

with the last line following from the fact that  $m_{\sigma_k}(\phi) \rightarrow \delta_{\phi_0}(\phi)$  in distribution (almost surely).

Summarizing, we have

$$\begin{aligned}
& \limsup \left| \int \psi(\phi) m(\phi) - \psi(\phi_0) \right| \\
&\leq \limsup \left| \int \psi(\phi) g(\phi | \beta) \{ \tilde{\pi}(\beta | \rho) - \tilde{\pi}(\beta | \sigma_\rho) \} m(\rho) d\rho d\beta d\phi \right| \\
&\quad + \left| \int \psi(\phi) g(\phi | \beta) \tilde{\pi}(\beta | \sigma_\rho) m(\rho) d\rho d\beta d\phi - \psi(\phi_0) \right| \\
&\lesssim \delta + 0,
\end{aligned}$$

for all  $\delta > 0$ , so that the limit exists and is 0. □