
Do Finetti: on Causal Effects for Exchangeable Data

Siyuan Guo^{1,4} * Chi Zhang² Karthika Mohan³ Ferenc Huszár⁴† Bernhard Schölkopf¹†
¹Max Planck Institute for Intelligent Systems ²Toyota Research Institute
³Oregon State University ⁴University of Cambridge
† Equal supervision

Abstract

We study causal effect estimation in a setting where the data are not i.i.d. (independent and identically distributed). We focus on exchangeable data satisfying an assumption of independent causal mechanisms. Traditional causal effect estimation frameworks, e.g., relying on structural causal models and do-calculus, are typically limited to i.i.d. data and do not extend to more general exchangeable generative processes, which naturally arise in multi-environment data. To address this gap, we develop a generalized framework for exchangeable data and introduce a truncated factorization formula that facilitates both the identification and estimation of causal effects in our setting. To illustrate potential applications, we introduce a causal Pólya urn model and demonstrate how intervention propagates effects in exchangeable data settings. Finally, we develop an algorithm that performs simultaneous causal discovery and effect estimation given multi-environment data.

1 Introduction

Inferring causal effects from observational data is a central task for scientific applications from health and epidemiology to the social and behavioral sciences. Scientists aim to understand Nature’s mechanisms to discover feasible intervention targets and estimate intervention effects. The existing causal effect estimation theory is often formulated for structural causal models [Pearl, 2009], focusing on the study of *independent and identically distributed* (i.i.d.) data. Indeed, the do-calculus [Pearl, 2012] and its extensions and applications (e.g., mediation analysis [Pearl, 2022], stochastic interventions [Correa and Bareinboim, 2020]) developed in the i.i.d. framework has been widely used in practice.

A more recent line of work relaxes the i.i.d. assumption and considers causal inference under the assumption of *independent causal mechanisms* (ICM) [Schölkopf et al., 2012, Pearl, 2009, Guo et al., 2023a], which postulates that distinct causal mechanisms of the true underlying generating process do not inform or influence one another. The *Causal de Finetti* theorems of Guo et al. [2023a] provide a mathematical justification of the ICM assumption in exchangeable data-generation processes, thus establishing a foundation for studying causality in exchangeable data. Exchangeable data generation processes that adhere to the *ICM* principle are referred to as *ICM generative processes*, or *ICM-exchangeable data*.

Guo et al. [2023a] showed that data from ICM generative processes, or more succinctly ICM-exchangeable data, are more informative than i.i.d. data in that they often permit unique causal structure identification in cases where i.i.d. data does not. In contrast, the present work focuses on causal effect identification and estimation. Standard formalisms in the i.i.d. framework, e.g., using structural causal models and do-operators, do not apply in the exchangeable non-i.i.d. setting. We study the meaning of interventions, feasible intervention targets, and finally causal effect identification and estimation for ICM generative processes. In doing so, we make three contributions:

*Correspondence to siyuan.guo@tuebingen.mpg.de

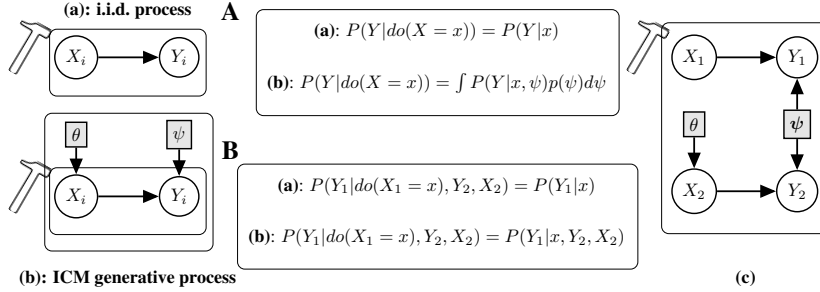


Figure 1: A bivariate illustration demonstrates differences in causal effect between i.i.d. processes and ICM-generative processes. Suppose $\mathcal{G} = X \rightarrow Y$. The hammer represents an intervention on the closest node. (a): Data generated according to \mathcal{G} under an i.i.d. process; (b): Data generated under an ICM-generative process (using plate notation). Block **A** shows how $P(Y|do(X))$ differs between the i.i.d. (a) and the exchangeable (b) case. Note that the causal effect under *i.i.d.* is a special case of that under *exchangeable* processes with $p(\psi) = \delta(\psi = \psi_0)$, for some value ψ_0 . Corollary 1 below justifies that we omit position indices from Block **A** in ICM-generative processes. Block **B** shows the difference in intervention effect when conditioned on other observations, for i.i.d. (a) and ICM-generative (b) processes. In the i.i.d. case (a), due to $(Y_1, X_1) \perp\!\!\!\perp (Y_2, X_2)$, conditioning on (X_2, Y_2) conveys no information on the prediction of the interventional effect on Y_1 . In contrast, for an ICM-generative process (b), observing (X_2, Y_2) does provide additional information about the effect on Y_1 when intervening on X_1 . Graph (c) illustrates the graph surgery performed on $ICM(\mathcal{G})$ (cf. Def. 7 in Appendix A). We observe that conditioning on a collider Y_2 provides additional information about the effect on Y_1 when intervening on X_1 .

- **Causal effect in ICM generative processes (Section 3):** We establish the operational meaning of interventions and the feasible intervention targets in ICM generative processes that differ from the traditional framework in i.i.d. data.
- Our main **causal effect identification and estimation theorem (Section 3.1)** provides an explicit truncated factorization formula for ICM generative processes that solves the problems of identification and estimation of causal effects. In particular, we introduce a **causal Pólya urn model (Section 3.2)** and show that the post-interventional distribution changes when conditioning on other observations – a property that does not exist in i.i.d. data.
- **Causal effect estimation in multi-environment data (Section 4):** we connect ICM processes with multi-environment data, showing that extending the causal framework to exchangeable data does not necessarily mean a decrease of its ability in graphical identification and effect estimation. Theorem 2, informally stated, shows that with no prior graphical assumptions, data adhering to the ICM principle and generated by an exchangeable process alone is sufficient for both graphical and effect identification. We developed a *Do-Finetti* algorithm for multi-environment data, and empirically validate our results in Section 5.

Fig. 1 illustrates the main differences in causal effects between i.i.d. and ICM generative processes.

2 Preliminaries

Notation Denote X as a random variable with realization x with boldsymboled \mathbf{X} as a set of random variables with realizations \mathbf{x} . Data generated by either i.i.d. or ICM generative processes is a sequence of random variables $\mathbf{X}_{::1}, \mathbf{X}_{::2}, \mathbf{X}_{::3}, \dots$, where $\mathbf{X}_{::n} := (X_{1;n}, \dots, X_{d;n})$ and d denotes the number of variable indices and n denotes the position index within a sequence. For example, $X_{i;n}$ denotes the i -th random variable observed at the n -th position in a sequence. Often in this work, N denotes the number of positions observed in a sequence and $[N] := \{1, \dots, N\}$ as the set of positive integers less than or equal to N and $[-\mathbf{S}]$ denotes the set of positive integers less than equal to N excluding values contained in \mathbf{S} . To abbreviate notation, write $\mathbf{X}_{i;[N]} := (X_{i;1}, \dots, X_{i;N})$. For simplicity of illustration, we use bivariate examples with X_n, Y_n as a pair of random variables observed at the n -th position. Putting the bivariate notation in the above multivariate context, $X_{1;n}$ corresponds to X_n and $X_{2;n}$ corresponds to Y_n where the first index indicates different variables in the same position. Denote uppercase P for probability distribution and lowercase p for probability density functions.

2.1 The Causal Framework in i.i.d. Data

Structural Causal Model [Peters et al., 2017, Pearl, 2009, Haavelmo et al., 1995, Wright, 1921] A structural causal model (SCM) $\mathcal{M} := (\mathbf{F}, P_{\mathbf{U}})$ consists of a set of structural assignments $\mathbf{F} := \{f_1, \dots, f_d\}$ such that $X_j := f_j(\mathbf{PA}_j, U_j), j = 1, \dots, d$, where $\mathbf{PA}_j \subseteq \{X_1, \dots, X_d\} \setminus \{X_j\}$ and are often called as parents of X_j . The joint distribution $P_{\mathbf{U}}$ over the noise or exogenous variables \mathbf{U} is assumed to be jointly independent. When such a condition is satisfied, the SCM is a Markovian model that assumes the absence of unmeasured confounders. A graph \mathcal{G} of an SCM is obtained by creating one vertex X_j and drawing directed edges from each parent in \mathbf{PA}_j to X_j . We assume \mathcal{G} is acyclic. Our lack of knowledge in noise variables $P_{\mathbf{U}}$ and together with the structural assignments \mathbf{F} induces a joint distribution over the observable variables $P(X_1, \dots, X_d)$. Such joint distribution satisfies the *Markov factorization property* with respect to \mathcal{G} :

$$P(X_1, \dots, X_d) = \prod_{i=1}^d P(X_i | \mathbf{PA}_i), \quad (1)$$

Given two disjoint sets of variables \mathbf{X} and \mathbf{Y} , the **causal effect** of \mathbf{X} on \mathbf{Y} , denoted as $P(\mathbf{Y} | do(\mathbf{X}))$, is defined with respect to modifications of an existing SCM (also known as *graph surgery*): for each realization \mathbf{x} of \mathbf{X} , $P(\mathbf{y} | do(\mathbf{x}))$ gives the probability of $\mathbf{Y} = \mathbf{y}$ induced by deleting from the SCM all structural assignments corresponding to variables in \mathbf{X} and substituting $\mathbf{X} = \mathbf{x}$ in the remaining equations. In Markovian models, given a graph, causal effect is identifiable via Eq. (2):

$$P(X_1, \dots, X_d | do(\mathbf{X} = \mathbf{x})) = \prod_{i: X_i \notin \mathbf{X}} P(X_i | \mathbf{PA}_i) \Big|_{\mathbf{X}=\mathbf{x}}, \quad (2)$$

where $\Big|_{\mathbf{X}=\mathbf{x}}$ enforces X_1, \dots, X_d to be consistent with realizations of \mathbf{X} else Eq. (2) takes value 0. This principled approach is known as *g-computation formula* [Robins, 1986], *truncated factorization* [Pearl, 2009] or *manipulation theorem* [Spirtes et al., 1993]. Appendix A details the standard graphical terminology.

Independent Causal Mechanism (ICM) postulates how Markov factors (hereon referred to as *causal mechanisms*) in Eq. (1) should relate to each other. Schölkopf et al. [2012] and Peters et al. [2017] express the insights as follows:

Causal mechanisms are independent of each other in the sense that a change in one mechanism $P(X_i | \mathbf{PA}_i)$ does not inform or influence any of the other mechanisms $P(X_j | \mathbf{PA}_j)$, for $i \neq j$.

This notion of invariant, independent, and autonomous mechanisms has appeared in many forms throughout the history of causality research: from early work led by Haavelmo [1944] and Aldrich [1989] to Pearl [2009]. Studying properties of *independent causal mechanisms* rigorously demands a statistical understanding of what such independence means between distributions. Guo et al. [2023a] provides a statistical formalization of *ICM* in exchangeable data, thus providing necessary tools to study causal framework in exchangeable data. The next section introduces relevant background.

2.2 The Causal Framework in Exchangeable Data

Definition 1 (Exchangeable Sequence) *An exchangeable sequence of random variables is a finite or infinite sequence X_1, X_2, X_3, \dots such that for any finite permutation σ of the position indices $\{1, \dots, N\}$, the joint distribution of the permuted sequences remains unchanged to that of original:*

$$P(X_{\sigma(1)}, \dots, X_{\sigma(N)}) = P(X_1, \dots, X_N) \quad (3)$$

Note an *independent and identically distributed* (i.i.d.) sequence of random variables is an exchangeable sequence, i.e., $P(X_1, \dots, X_N) = \prod_{i=1}^N P(X_i)$, but not all exchangeable sequences are i.i.d. Examples of exchangeable non-i.i.d. sequences include but are not limited to Pólya urn model [Hoppe, 1984], Chinese restaurant processes [Aldous et al., 1985] and Dirichlet processes [Ferguson, 1973].

An important result of exchangeable data are de Finetti's theorems [de Finetti, 1931] which show any exchangeable sequence can be represented as a mixture of conditionally i.i.d. data. Building upon the work of de Finetti [1931], Guo et al. [2023a] observes that exchangeable but not i.i.d. data possess extra conditional independence relationships compared to i.i.d. data. This enables:

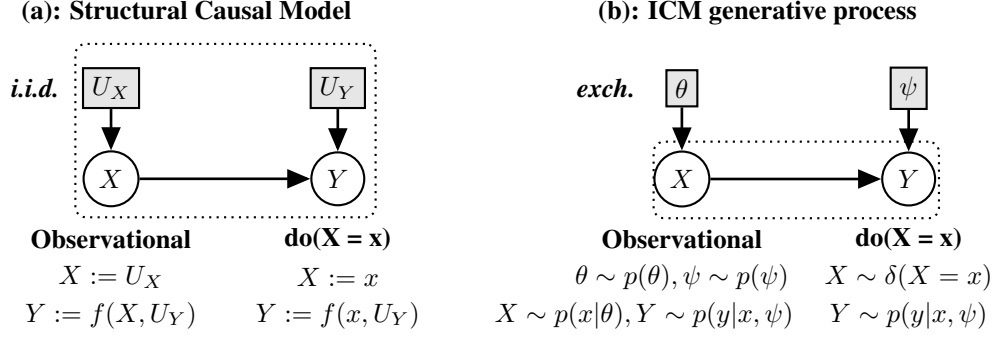


Figure 3: An illustration of differences in what the do-operator does between a structural causal model (a) and an ICM generative process (b). In the observational phase, SCMs (a), where the dotted plate indicates i.i.d. sampled, illustrates that fixed assignment of U_X and U_Y leads to fixed observable values X and Y ; on the other hand, for ICM-generative processes where *exch.* is an abbreviation for an exchangeable process, fixing θ, ψ does not fix X and Y , instead, it means sampling from a fixed distribution. Because SCM fails to characterize ICM-generative processes, we define the operational meaning of do-interventions on ICM-generative processes as assigning δ -distribution to the intervened variables and substituting the corresponding values in the remaining distributions.

- unique causal structure identification (Theorem 5 in [Guo et al., 2023a]), and
- statistical formalization of ICM principle (causal de Finetti theorems in [Guo et al., 2023a])

In contrast to previous work’s focus on structure identification, this work studies causal effect identification and estimation in exchangeable data. Markovian models here mean there are no unmeasured confounders for each tuple of random variables observed in an exchangeable sequence.

To start with, we introduce the necessary terminologies inherited from Guo et al. [2023a].

Definition 2 (ICM generative process) We say data is generated from an ICM generative process with respect to a DAG \mathcal{G} if the sequence of random variable arrays $\{\mathbf{X}_{:,n}\}$ is infinitely exchangeable and satisfies $X_{i:[n]} \perp\!\!\!\perp \overline{\mathbf{ND}}_{i:[n]}, \mathbf{ND}_{i:n+1} | \mathbf{PA}_{i:[n]}$ for all $i \in [d]$ and $n \in \mathbb{N}$, where \mathbf{PA}_i denotes parents of node X_i , \mathbf{ND}_i denotes the corresponding non-descendants and $\overline{\mathbf{ND}}_i$ denotes the set of non-descendants excluding its own parents. By causal de Finetti theorems, it is equivalent to say the joint distribution of the sequence can be represented as:

$$P(\mathbf{X}_{:, [N]} = \mathbf{x}_{:, [N]}) = \int \int \prod_{n=1}^N \prod_{i=1}^d p(x_{i;n} | \mathbf{pa}_{i;n}^{\mathcal{G}}, \boldsymbol{\theta}_i) d\nu_1(\boldsymbol{\theta}_1) \dots d\nu_d(\boldsymbol{\theta}_d), \quad (4)$$

where ν_i are probability measures.

In this work, we assume that any probability measure has a corresponding density function. Following Definition 2, an immediate result is any distribution P generated by an ICM generative process is Markov to $\text{ICM}(\mathcal{G})$. Definition 7 in Appendix A defines formally what we mean by an ICM operator on a DAG \mathcal{G} . Here we illustrate an example of $\text{ICM}(\mathcal{G})$ and the use of our notation. Consider a DAG $\mathcal{G} := X_1 \leftarrow X_2 \rightarrow X_3$ with 3 variable indices. Two data tuples are generated under an ICM generative process with respect to \mathcal{G} . Fig. 2 shows the Markov structure compatible with the above ICM generative process.

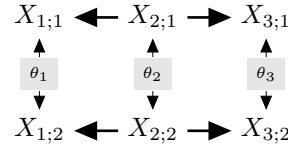


Figure 2: An example of $\text{ICM}(\mathcal{G})$: Two data tuples are generated by an ICM generative process with respect to $\mathcal{G} := X_1 \leftarrow X_2 \rightarrow X_3$, where $X_{i;n}$ is the i -th variable in the n -th position and gray means latent variables.

3 Causal Effect in Exchangeable Data

We first motivate our study of causal effects in exchangeable data by noting exogenous variables are different from causal de Finetti parameters. Traditional causal effect in i.i.d. processes is defined as

graph surgery with respect to SCMs (cf. Section 2.1). Such a definition does not transfer its operational meaning to that in exchangeable processes because SCMs fail to characterize ICM generative processes. In this section, we first define what causal effect means and show their differences in properties compared to that of i.i.d. processes. We proceed to illustrate in the simplest possible case - a pair of random variables, and then provide a general statement for the multivariate case.

Figure 3 illustrates how SCMs fail to characterize ICM generative processes in the bivariate example. In SCMs, a fixed assignment of values to exogenous variables U_X and U_Y uniquely determines the values of all the observable variables X and Y . This is not the case for ICM generative processes. A fixed assignment to causal de Finetti parameters θ and ψ only restricts the observable variables X and Y to sample from fixed distributions but does not uniquely determine their values. Therefore, do-operator commonly defined as graph surgery in SCMs demands a new operational meaning in ICM generative processes. Definition 3 defines that $do(X = x)$ in ICM generative processes means assigning the sampling density $p(x|\theta)$ to $\delta(X = x)$.² Doing so, we have:

$$\text{i.i.d. generative process : } P(Y = y|do(X = x)) = p(y|x, \psi_0) = P(Y = y|x), \psi_0 \in \mathbb{R} \quad (5)$$

$$\text{ICM generative process : } P(Y = y|do(X = x)) = \int p(y|x, \psi)p(\psi)d\psi = P(Y = y|x) \quad (6)$$

Despite being identical in expression, causal effect has different implications in i.i.d. and ICM generative processes. Under i.i.d., the randomness captured in P is driven only by the randomness in exogenous variables U_Y . Under the ICM generative process, the randomness in P is driven both by $p(y|x, \psi)$ and the randomness in the causal de Finetti parameter $p(\psi)$. It is well-known that i.i.d. is a subcase of exchangeability. Here we observe that the causal effect expression follows the same pattern, i.e., the causal effect expression in i.i.d. is also a subcase of that under exchangeability whenever $p(\psi) = \delta(\psi = \psi_0)$.

Equipped with this operational meaning of intervention, we next consider the set of feasible intervention targets. Here we first clarify what we mean by the data-generating process. Data generated from i.i.d. or ICM processes refers to a sequence of random variables. For example, in the bivariate case, the sequence is $(X_1, Y_1), (X_2, Y_2), \dots$. Often one omits position indices in i.i.d. because:

$$\text{i.i.d. generative process : } P(X_1, Y_1, \dots, X_N, Y_N) \stackrel{ind}{=} \prod_{n=1}^N P(X_n, Y_n) \stackrel{ide}{=} [P(X, Y)]^N \quad (7)$$

The first equality is due to independence and the second equality is due to identical distributions. One thus does not differentiate the position indices in i.i.d. as $P(X, Y)$ characterizes the joint distribution fully by Eq. (7). Intervention is thus defined only on X and Y rather than X_n and Y_n . However, in the ICM generative process, $P(X, Y)$ cannot fully characterize the joint distribution. An example application of Definition 2 in the bivariate case gives:

$$\text{ICM gen. process : } P(x_1, y_1, \dots, x_N, y_N) = \int \int \prod_{n=1}^N p(y_n|x_n, \psi)p(x_n|\theta)d\mu(\theta)d\nu(\psi) \quad (8)$$

Eq. (8) shows that one can no longer omit the position indices in ICM generative processes, as $P(X, Y)$ cannot fully characterize the joint distribution. Intervention in ICM generative processes thus should be considered at the level of X_n and Y_n . Definition 3, presented below, formalizes the concept of causal effect in ICM generative processes. In particular, both intervention sets and target variables of interest can be any random variables observed in the sequence.

Definition 3 (Causal Effect in ICM generative processes) *Let \mathbf{X} and \mathbf{Y} be two disjoint sets of variables generated by an ICM-generative process. For each realization \mathbf{x} of \mathbf{X} , $P(\mathbf{y}|do(\mathbf{x}))$ in the ICM-generative process denotes the probability of $\mathbf{Y} = \mathbf{y}$ induced by assigning $p(x_{i;n}|\mathbf{pa}_{i;n}^G, \theta_i) = \delta(X_{i;n} = x_{i;n})$ in Eq. (4), $\forall X_{i;n} \in \mathbf{X}$, and substituting $\mathbf{X} = \mathbf{x}$ in the remaining conditional distributions.*

Although marginal distribution $P(X, Y)$ cannot characterize the joint distribution in Eq. (8) due to mutual dependence of X_n, Y_n with causal de Finetti parameters θ and ψ , we note variables in

²<https://encyclopediaofmath.org/index.php?title=Delta-function>

different positions share identical marginal distributions. Mathematically, data generated under an exchangeable process shares identical marginal distributions: $P(X_n, Y_n) = P(X_m, Y_m), \forall n \neq m$. This also means that identical interventions performed on variables in different positions result in the same post-interventional distributions: $P(Y_n | do(X_n = x)) = P(Y_m | do(X_m = x)), \forall n \neq m$. Similar to i.i.d., quantities such as $P(Y | do(X = x))$ are thus well-defined in ICM generative processes. Corollary 1 proves the multivariate equivalent of identical marginal intervention effects in ICM generative processes.

Corollary 1 (Identical marginal post-interventional distributions) *Let P be the distribution for some ICM generative process. Let \mathbf{I} and \mathbf{J} be two disjoint subsets in $[d] := \{1, \dots, d\}$. Denote $\mathbf{X}_{\mathbf{I};n} := \{X_{i;n} : i \in \mathbf{I}\}$ and similarly for $\mathbf{X}_{\mathbf{J};n}$. Then,*

$$P(\mathbf{X}_{\mathbf{J};n} | do(\mathbf{X}_{\mathbf{I};n} = \mathbf{x})) = P(\mathbf{X}_{\mathbf{J};m} | do(\mathbf{X}_{\mathbf{I};m} = \mathbf{x})), \forall n \neq m \quad (9)$$

i.e., identical interventions on variables in different positions share the same marginal post-interventional distributions. See Appendix B for the proof.

One can thus omit the notation of position indices when appropriate as supported by Corollary 1 and as illustrated in Figure 1 Block A. In the next section, we address a focal problem in causal effect estimation: causal effect identifiability in ICM generative processes.

3.1 Causal Effect Identifiability in ICM generative processes

Continuing with the bivariate example in Fig. 3 (b), consider X_1, Y_1, X_2, Y_2 is generated under an ICM generative process with respect to $\mathcal{G} := X \rightarrow Y$. Suppose one performs hard intervention on X_1 , i.e., $do(X_1 = \hat{x})$. Applying traditional truncated factorization developed for i.i.d. data (Eq. (2)) yields:

$$P(x_1, y_1, x_2, y_2 | do(X_1 = \hat{x})) = P(y_1 | \hat{x}) P(y_2 | x_2) P(x_2) \mathbb{1}_{x_1 = \hat{x}} \quad (10)$$

However, the independence between (X_1, Y_1) and (X_2, Y_2) in i.i.d. generative processes does not hold in ICM generative processes. In fact, in ICM generative processes, applying Definition 3 gives:

$$P(x_1, y_1, x_2, y_2 | do(X_1 = \hat{x})) = \int p(y_1 | \hat{x}, \psi) p(y_2 | x_2, \psi) p(\psi) d\psi p(x_2) \mathbb{1}_{x_1 = \hat{x}} \quad (11)$$

Eq. (11) does not equal to Eq. (10) whenever $p(\psi) \neq \delta(\psi = \psi_0)$ for some ψ_0 . Thus, for data generated under ICM generative processes, a new theorem for truncated factorization is required. See Theorem 1 for the statement for general multivariate distributions and Appendix C for a detailed derivation.

Theorem 1 (Truncated Factorization in ICM generative processes) *For a given graph \mathcal{G} , let P be the probability distribution for data generated under an ICM generative process with respect to \mathcal{G} and let p be the corresponding density. The post-interventional distribution after intervening on $\mathbf{X} = \hat{\mathbf{x}}$ has density given by:*

$$p(\mathbf{x}_{:,1}, \dots, \mathbf{x}_{:,N} | do(\mathbf{X} = \hat{\mathbf{x}})) = \prod_{i \in \mathbf{I}_{\mathbf{X}}} p(\mathbf{x}_{i;[-\mathbf{N}_i]} | \mathbf{pa}_{i;[-\mathbf{N}_i]}^{\mathcal{G}}) \prod_{i \notin \mathbf{I}_{\mathbf{X}}} p(\mathbf{x}_{i;[\mathbf{N}]} | \mathbf{pa}_{i;[\mathbf{N}]}^{\mathcal{G}}) \Big|_{\mathbf{X} = \hat{\mathbf{x}}}, \quad (12)$$

where $\mathbf{I}_{\mathbf{X}} := \{i : X_{i;n} \in \mathbf{X}\}$ denotes the set of variable indices being intervened on and $\mathbf{N}_i := \{n : X_{i;n} \in \mathbf{X}\}$ denotes the set of position indices corresponding to variable index i in the intervention set \mathbf{X} and $[-\mathbf{N}_i]$ denotes the set of positive integers less than or equal to N excluding values in \mathbf{N}_i .

Theorem 1 presents a procedure for computing the joint post-interventional distribution using pre-interventional conditional distributions when intervening on any set of variables in the Markovian model. This demonstrates that causal effects are identifiable in Markovian models under ICM generative processes. Note that the traditional truncated factorization in i.i.d. processes is again a special case of Eq. (12) just as i.i.d. processes are a special case of exchangeable processes.

3.2 Conditional Interventional distributions

The fundamental difference between i.i.d. and ICM generative processes lies in the violation of the independence condition inherent to i.i.d.. Consequently, interventional distributions computed by conditioning on observations differ between the two. Specifically, causal effect of $do(X_1 = \hat{x})$ on Y_1

given X_2, Y_2 differs when computed under i.i.d. (Eq. (13)) and ICM generative processes (Eq. (14)). This difference arises because $(X_1, Y_1) \perp\!\!\!\perp (X_2, Y_2)$ holds in i.i.d but not in ICM generative processes.

$$\text{i.i.d. generative processes} : P(Y_1 | do(X_1 = \hat{x}), X_2, Y_2) = P(Y_1 | \hat{x}) \quad (13)$$

$$\text{ICM generative processes} : P(Y_1 | do(X_1 = \hat{x}), X_2, Y_2) = P(Y_1 | \hat{x}, X_2, Y_2) \quad (14)$$

Fig. 1 (c) depicts this example of intervention via graph surgery on ICM(\mathcal{G}) where the operational meaning of edge deletion is explained in Figure 3. We observe that conditioning on the collider node Y_2 in the ICM generative process renders $Y_1 \not\perp\!\!\!\perp X_2 | Y_2$. Lemma 1 provides the corresponding general statement for the multivariate case when conditioning on other observations. See Appendix D for the proof.

Lemma 1 (Intervention effect conditioned on other observations) *For a given graph \mathcal{G} , let P be the distribution for the ICM generative process with respect to \mathcal{G} . Let \mathbf{X} be the intervention set. Assume $\mathbf{X} = \mathbf{X}_{\mathbf{I};n} := \{X_{i;n} : \forall i \in \mathbf{I}\}$. Let $\mathbf{S} \subseteq [N]$ such that $n \notin \mathbf{S}$ and $[-\mathbf{I}]$ denotes $[d] \setminus \mathbf{I}$. Then,*

$$P(\mathbf{X}_{-\mathbf{I};n} | do(\mathbf{X}_{\mathbf{I};n} = \hat{\mathbf{x}}), \mathbf{X}_{;\mathbf{S}}) = \prod_{i \notin \mathbf{I}} P(\mathbf{X}_{i;n} | \mathbf{X}_{i;\mathbf{S}}, \mathbf{PA}_{i;\mathbf{S} \cup \{n}\}) |_{\mathbf{X}_{\mathbf{I};n} = \hat{\mathbf{x}}} \quad (15)$$

A similar argument also applies to the intervention effect conditioned on observations of experimental results performed on other tuples of random variables in the sequence. Appendix E discusses in detail. Here we show the implications of conditional interventional distributions via a causal Pólya urn model.

Causal Pólya Urn Model Imagine an urn with left and right compartments. The experimenter puts α white balls and β black balls in each compartment. At each step n , one ball is uniformly drawn from the left and one ball is uniformly drawn from the right. The chosen two balls in the order of left and right are then placed in a dark chamber unobserved by the experimenter. A hidden mechanism reads the color of the two balls and outputs X_n, Y_n to the experimenter. The mechanism outputs $X_n = 1$ whenever the n -th left ball is black else $X_n = 0$ and $Y_n = 1$ whenever the left and right balls disagree in color. After observing X_n and Y_n , the experimenter puts the original balls back in the corresponding compartment and add a ball of the same color as X_n in the left and add a ball of the same color as $Z_n := (1 - X_n) * Y_n + (1 - Y_n) * X_n$ in the right.

Discussion For a given n , if $X_m = 1, Y_m = 0$ for many $m < n$, then it is more likely $X_n = 1, Y_n = 0$ as there are more black balls are added to both left and right urn compartments. Next, we consider intervention: imagine an agent replaces the left ball in the dark chamber to be a white ball for the n -th draw, $do(X_n = 0)$, then if $X_m = 1, Y_m = 0$ for many $m < n$, it is more likely that $Y_n = 1$ as more black balls are placed in the right compartment and X_n is fixed to be a white ball by intervention. This illustrates a practical example of the aforementioned conditional post-interventional distributions. After the intervention, the observer, ignorant of what happens in the dark chamber, proceeds as normal with the replacement process. The intervention thus changes the dynamics of causal Pólya urn model. We consider causal Pólya model interesting as it illustrates through simple game-like settings that observables (X_n, Y_n) satisfying $Y_{[n]} \perp\!\!\!\perp X_{n+1} | X_{[n]}$ are indeed driven by the independent mechanisms hidden from the observers. This is akin to how Nature hides causal mechanisms from observers and scientists can only reason through observables. Appendix F provides a detailed analysis of exchangeability of *causal Pólya Urn Model* and how causal de Finetti theorems apply.

3.3 Rules of compact representation of causal effect

From Theorem 1, any interventional effect $P(\mathbf{Y} | do(\mathbf{X}))$ can be obtained from marginalization. However, in practice, marginalization on many variables is computationally expensive. Further, Theorem 1 requires observations and measurements of all joint variables which is resource-intensive in practice. Such problem on *the observability of variables* is more explicitly posed as out-of-variable problem in Guo et al. [2023b]. In this section, we present rules that allow simplification of causal expressions.

Lemma 2 in Appendix G shows that the interventional distributions on target variables of interest are unchanged when only intervening on variables in differing positions other than the target variables. Lemma 3 in Appendix H shows for arbitrary causal queries when acting on a consistent set of variables across positions (i.e., the intervention set \mathbf{X} consists of $\mathbf{X}_{\mathbf{I};n}$, where each position n shares the same set of variable indices \mathbf{I} being intervened on), the post-interventional distribution can be estimated by only observing and measuring $\mathbf{Y}, \mathbf{X}, \mathbf{PA}_{\mathbf{X}}$, where $\mathbf{PA}_{\mathbf{X}}$ denotes the parent set of \mathbf{X} . This is consistent with the parent adjustment formula under i.i.d. generative processes, with the additional dependence structure across variables in differing positions. See Appendix G and H for detailed statements and proofs.

4 Causal Effect in Multi-environment data

In Section 3, we establish the identifiability of causal effects given the graph \mathcal{G} and the distribution P generated by an ICM generative process. Note under i.i.d. generative processes, causal effect identification hinges on the knowledge of causal diagram \mathcal{G} . Here, we show that generalizing causality to an exchangeable framework does not necessarily mean we have less ability to perform graphical identification and effect estimation. In fact, with an unknown graph, ICM generative processes allow one to identify graph and causal effects simultaneously. In other words, data adhering to the ICM principle and generated under an exchangeable process alone is sufficient for both graphical and effect identification.

Theorem 2 (Causal effect identification in ICM generative processes) *Denote \mathbf{Y}, \mathbf{X} be two disjoint subsets of observable variables in $\{\mathbf{X}_{::n}\}_{n \in \mathbb{N}}$. Then $P(\mathbf{Y} | do(\mathbf{X} = \mathbf{x}))$ is identifiable given the distribution P from the class of distributions generated from ICM generative processes. Here identifiability means the causal query can be computed uniquely from P .*

To see how to apply Theorem 2 in practice, we build connection between exchangeable and grouped or multi-environment data and propose the *Do-Finetti* algorithm. In the causal literature, grouped data refers to data available from multiple environments, each producing (conditionally) i. i. d observations from a different distribution, which are related through some invariant causal structure shared by all environments. We can interpret multi-environment data through the lens of exchangeability as follow: In each environment e , we observe exchangeable random variables $\mathbf{X}_{::[N_e]}^e$, where $X_{d;n}^e$ denotes the d -th random variable observed at n -th position in environment e . N_e denotes the number of observations from environment e . Data across environments are independent and identically distributed in the sense that the distribution of $\mathbf{X}_{::[N]}^e$ and $\mathbf{X}_{::[N]}^{e'}$ is identical for all $N < \min(N_e, N_{e'})$. Each environment thus provides a finite marginal of an i. i. d copy of the same exchangeable process.

The *Do-Finetti* algorithm combines *Causal-de-Finetti* algorithm developed in Guo et al. [2023a] and the truncated factorization for ICM generative processes developed in Section 3 of this paper. It provides a proof-of-concept algorithm to verify that multi-environment data generated under the independent causal mechanism principle alone via an exchangeable process can simultaneously estimate the causal effect and causal graph. See Algorithm 1 in Appendix I for details of the procedure.

5 Experiments

We construct synthetic datasets according to causal Pólya urn model (cf. Section 3.2) and demonstrate that *Do-Finetti* algorithm can estimate causal effects and graphs simultaneously. We compare with the standard method in i.i.d. processes (i.e., PC algorithm and truncated factorization Eq. (2)) and show empirically that the traditional truncated factorization cannot estimate causal effects in our setting. We then perform ablation studies to attribute errors to either graphical misclassification or effect estimation.

Let superscript e denote variables generated in environment e . The data-generating process for $X \rightarrow Y$, for example, as follows:

$$\begin{aligned} \theta^e &\sim \text{Beta}(\alpha, \beta), \psi^e \sim \text{Beta}(\alpha, \beta) \\ X \rightarrow Y : X_i^e &:= \text{Ber}(\theta^e), Y_i^e := \text{Ber}(\psi^e) \oplus X_i^e \end{aligned}$$

where \oplus denotes xor operation and X_i^e, Y_i^e denote variables generated at the i -th position in environment e . We collect two pairs of random variables across all environments and run *do-Finetti* algorithm to compute the post-interventional distributions with randomly initialized intervened variable and its corresponding values as in Eq. (12). We repeat the experiment for 100 times and report the mean squared error loss between predicted and analytic solutions across varying number of environments. Fig. 4 shows i.i.d. fails to estimate causal effects, giving high estimation error in ICM generative processes. Even with knowledge of the true DAG and infinite data, *i.i.d. with true DAG* never achieves analytic solutions (Fig. 4a). On the other hand, *do-Finetti* achieves near-zero causal effect estimation error, meaning correct DAG identification and correct effect estimation. Appendix K details exact experiment setups.

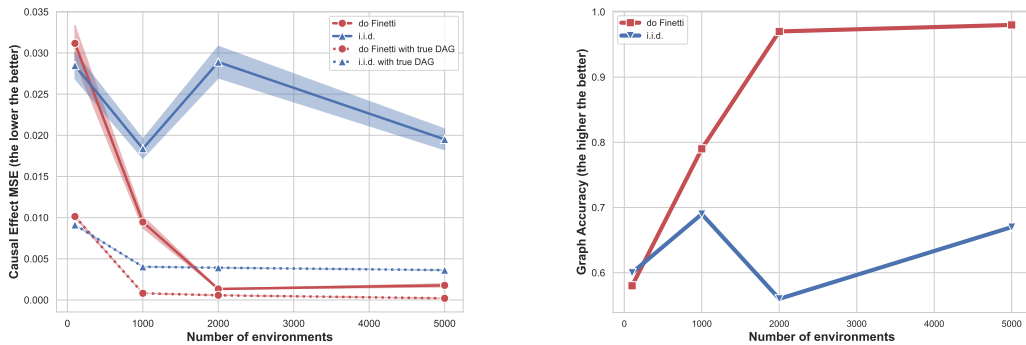


Figure 4: Our method’s (*do-Finetti*) performance in simultaneously identifying DAG (right) and causal effect estimation (left), compared to the i.i.d. algorithm (*i.i.d.*) and corresponding methods with known true DAG (*do Finetti with true DAG* and *i.i.d. with true DAG*) in bivariate setting. Left shown are the mean and standard deviation of MSE compared to analytic solutions for each method aggregated over 100 experiments. Right shows the accuracy of identifying the correct underlying DAG for each method. *Do-Finetti* identifies unique causal structures and achieves near-perfect causal effect estimation.

6 Discussion

Causality and exchangeability. Causal effect estimation in randomized controlled trials [Rubin, 2005] relies on the exchangeability assumption between the controlled and treatment group. More recent work [Dawid, 2021] introduces a decision-theoretic framework for causality and uses pre-treatment and post-treatment exchangeability as foundational assumptions on external data used to solve a decision problem. Guo et al. [2023a] characterize independent causal mechanisms in exchangeable data via causal de Finetti theorems. This work extends on causal de Finetti and studies causal effect identification and estimation in ICM generative processes.

Causal effect estimation in multi-environment data. Bareinboim and Pearl [2016] study the transportability of causal effects for populations under different experimental conditions. Peters and Meinshausen [2016] quantify causal effect estimation and its uncertainties through exploiting invariance of causal mechanisms. Jaber et al. [2019] develop a complete algorithm for causal effect identification in the Markov equivalence class of causal graphs which was previously deemed impossible to identify further without additional assumptions in the i.i.d. framework. In the present work, we show ICM generative processes, naturally arising in multi-environment data, allow simultaneous causal structure recovery and effect identification. Further, we illustrate via a causal Pólya urn model that an exchangeable process, though related, is not limited to only multi-environment data.

Real-world Applications. Exchangeable data offers an expressive and realistic representation of complex structured relational data, which often appears in clinical studies [Bowman and George, 1995], microarray gene expression data [Qin, 2006], or in high-dimensional inference tasks for images [Korshunova et al., 2018, 2020], 3D point cloud modeling [Yang et al., 2020] to topic modeling [McAuliffe and Blei, 2007]. While it is beyond the scope of the present work, we hope that our work, through building a theoretical framework of interventions in exchangeable data, may ultimately help study and understand naturally occurring mechanisms in scientific domains.

Conclusion. We study causal effects and prove a generalized truncated factorization for an important class of exchangeable generative processes. We show for conditional interventional distributions that other observations are relevant to the causal query for exchangeable but not for i.i.d. data. We introduce causal Pólya urn models and demonstrate in-practice interventions in exchangeable data. We develop a *Do-Finetti* algorithm that performs simultaneous DAG and effect estimation from multi-environment data.

It is exciting to start to understand the complexities of non-i.i.d. data, and much is left to do: from developing algorithms that perform at scale to understanding counterfactual queries in exchangeable contexts. Appendix L details limitations and broader impact. Going beyond i.i.d. has been a major bottleneck when applying machine learning to real-world applications, and exchangeable data offers a doable and realistic next step.

References

- D. J. Aldous, I. A. Ibragimov, J. Jacod, and D. J. Aldous. *Exchangeability and related topics*. Springer, 1985.
- J. Aldrich. Autonomy. *Oxford Economic Papers*, 41(1):15–34, 1989. ISSN 00307653, 14643812.
- E. Bareinboim and J. Pearl. Causal inference and the data-fusion problem. *Proceedings of the National Academy of Sciences*, 113(27):7345–7352, 2016.
- D. Bowman and E. O. George. A saturated model for analyzing exchangeable binary data: Applications to clinical and developmental toxicity studies. *Journal of the American Statistical Association*, 90(431):871–879, 1995. ISSN 01621459. URL <http://www.jstor.org/stable/2291321>.
- J. Correa and E. Bareinboim. A calculus for stochastic interventions: Causal effect identification and surrogate experiments. In *Proceedings of the AAAI conference on artificial intelligence*, volume 34, pages 10093–10100, 2020.
- P. Dawid. Decision-theoretic foundations for statistical causality. *Journal of Causal Inference*, 9(1): 39–77, 2021.
- B. de Finetti. Sul significato soggettivo della probabilità. *Fundamenta Mathematicae*, 17(1):298–329, 1931.
- T. S. Ferguson. A bayesian analysis of some nonparametric problems. *The annals of statistics*, pages 209–230, 1973.
- S. Guo, V. Toth, B. Schölkopf, and F. Huszar. Causal de Finetti: On the Identification of Invariant Causal Structure in Exchangeable Data. In A. Oh, T. Neumann, A. Globerson, K. Saenko, M. Hardt, and S. Levine, editors, *Advances in Neural Information Processing Systems*, volume 36, pages 36463–36475. Curran Associates, Inc., 2023a. URL https://proceedings.neurips.cc/paper_files/paper/2023/file/7279908471a7dd4898d2715f7c6a7413-Paper-Conference.pdf.
- S. Guo, J. Wildberger, and B. Schölkopf. Out-of-variable generalization. *arXiv preprint arXiv:2304.07896*, 2023b.
- T. Haavelmo. The probability approach in econometrics. *Econometrica*, 12:iii–115, 1944. ISSN 00129682, 14680262.
- T. Haavelmo, D. F. Hendry, and M. S. Morgan. *The Statistical Implications of a System of Simultaneous Equations (Econometrica, vol. 11, 1943, pp. 1–12)*, page 454–463. Cambridge University Press, 1995.
- F. M. Hoppe. Pólya-like urns and the Ewens’ sampling formula. *Journal of Mathematical Biology*, 20(1):91–94, Aug. 1984. ISSN 1432-1416. doi: 10.1007/BF00275863. URL <https://doi.org/10.1007/BF00275863>.
- A. Jaber, J. Zhang, and E. Bareinboim. Causal identification under markov equivalence: Completeness results. In *International Conference on Machine Learning*, pages 2981–2989. PMLR, 2019.
- R. Karlsson and J. Krijthe. Detecting hidden confounding in observational data using multiple environments. *Advances in Neural Information Processing Systems*, 36, 2024.
- I. Korshunova, J. Degraeve, F. Huszár, Y. Gal, A. Gretton, and J. Dambre. Bruno: A deep recurrent model for exchangeable data. *Advances in Neural Information Processing Systems*, 31, 2018.
- I. Korshunova, Y. Gal, A. Gretton, and J. Dambre. Conditional BRUNO: A neural process for exchangeable labelled data. *Neurocomputing*, 416:305–309, 2020. ISSN 0925-2312. doi: <https://doi.org/10.1016/j.neucom.2019.11.108>. URL <https://www.sciencedirect.com/science/article/pii/S0925231220304987>.
- J. McAuliffe and D. Blei. Supervised topic models. *Advances in neural information processing systems*, 20, 2007.

- J. Pearl. *Causality: Models, Reasoning and Inference*. Cambridge University Press, USA, 2nd edition, 2009. ISBN 052189560X.
- J. Pearl. The do-calculus revisited. *arXiv preprint arXiv:1210.4852*, 2012.
- J. Pearl. Direct and indirect effects. In *Probabilistic and causal inference: the works of Judea Pearl*, pages 373–392. 2022.
- J. Peters and N. Meinshausen. Causal inference using invariant prediction: identification and confidence intervals. *Journal of the Royal Statistical Society, Series B*:947–1012, 2016.
- J. Peters, D. Janzing, and B. Schölkopf. *Elements of causal inference: foundations and learning algorithms*. 2017.
- Z. S. Qin. Clustering microarray gene expression data using weighted Chinese restaurant process. *Bioinformatics*, 22(16):1988–1997, June 2006. ISSN 1367-4803. doi: 10.1093/bioinformatics/btl284. URL <https://doi.org/10.1093/bioinformatics/btl284>. _eprint: https://academic.oup.com/bioinformatics/article-pdf/22/16/1988/48839326/bioinformatics_22_16_1988.pdf.
- P. Reizinger, Y. Sharma, M. Bethge, B. Schölkopf, F. Huszár, and W. Brendel. Jacobian-based causal discovery with nonlinear ICA. *Transactions on Machine Learning Research*, 2022.
- T. Richardson. Markov Properties for Acyclic Directed Mixed Graphs. *Scandinavian Journal of Statistics*, 30(1):145–157, 2003.
- J. M. Robins. A new approach to causal inference in mortality studies with a sustained exposure period—application to control of the healthy worker survivor effect. *Mathematical Modelling*, 7: 1393–1512, 1986. URL <https://api.semanticscholar.org/CorpusID:72854377>.
- D. B. Rubin. Causal inference using potential outcomes: Design, modeling, decisions. *Journal of the American Statistical Association*, 100(469):322–331, 2005.
- B. Schölkopf, D. Janzing, J. Peters, E. Sgouritsa, K. Zhang, and J. Mooij. On causal and anticausal learning. *arXiv preprint arXiv:1206.6471*, 2012.
- J. Simonoff. *Smoothing methods in statistics*. Springer, New York, 1996.
- P. Spirtes, C. Glymour, and R. Scheines. Causation, prediction, and search. 1993. URL <https://api.semanticscholar.org/CorpusID:117765107>.
- S. Wright. Correlation and causation. *Journal of agricultural research*, 20(7):557–585, 1921.
- M. Yang, B. Dai, H. Dai, and D. Schuurmans. Energy-based processes for exchangeable data. In H. D. III and A. Singh, editors, *Proceedings of the 37th International Conference on Machine Learning*, volume 119 of *Proceedings of Machine Learning Research*, pages 10681–10692. PMLR, 13–18 Jul 2020. URL <https://proceedings.mlr.press/v119/yang20b.html>.

Table of Contents

A Graphical Terminology	13
B Proof of Corollary 1	13
C Proof of Theorem 1	14
D Proof of Lemma 1	15
E Conditioned interventional effect on other experiments	16
E.1 Derivation of Eq. 37	16
F Causal Pólya Urn Model	17
F.1 Exchangeability of causal Pólya urn model	17
F.2 Application of causal de Finetti theorems	17
G Lemma 2 and its proof	18
H Lemma 3 and its proof	19
I <i>Do-Finetti</i> Algorithm	20
J Proof of Theorem 2	20
K Experimental Details	20
K.1 Analytic solution	21
L Limitations and Broader Impacts	21

A Graphical Terminology

A graph \mathcal{G} consists of vertices V and edges E . The set of vertices is often denoted as $\{X_1, \dots, X_n\}$. We say a pair of vertices is connected with a directed edge if $X_i \rightarrow X_j$. The set of edges E contains a set of pairs $\{X_i \rightarrow X_j : X_i, X_j \in V\}$. If there does not exist a sequence of edges such that $X_i \rightarrow \dots \rightarrow X_i$ for some $X_i \in V$, then \mathcal{G} is acyclic. Whenever $X_i \rightarrow X_j \in E$, then X_j is the child of X_i and that X_i is the parent of X_j in \mathcal{G} . One use \mathbf{PA}_i to denote the parents of X_i and \mathbf{CH}_i to denote its children. A sequence of vertices X_1, \dots, X_k forms a directed path in \mathcal{G} if, for every $i = 1, \dots, k$, we have $X_i \rightarrow X_{i+1}$. One say that X is an ancestor of Y in \mathcal{G} , and that Y is a descendant of X , if there exists a directed path X_1, \dots, X_k with $X_1 = X$ and $X_k = Y$. We write \mathbf{DE}_i as descendants of X_i and \mathbf{ND}_i as non-descendants of X_i and $\overline{\mathbf{ND}}_i$ as non-descendants of X_i excluding its own parents.

Both graph and probability distribution encode conditional independence relationships. Given a probability distribution P , we say $X \perp\!\!\!\perp Y | W$, if $P(X|Y, W) = P(X|W)$. In graphical terms, we detect the set of conditional independence in a DAG through d-separation.

Definition 4 (d-separation) A path p is d-separated by a block of node Z if and only if one of the two conditions holds: 1) p contains a chain $X_i \rightarrow X_m \rightarrow X_j$ or a fork $X_i \leftarrow X_m \rightarrow X_j$ s.t. $X_m \in Z$; 2) p contains $X_i \rightarrow X_m \leftarrow X_j$ s.t. the middle node $X_m \notin Z$ and $\mathbf{DE}_m \not\subseteq Z$. We then say Z d-separates X and Y if it blocks every path from a node in X to a node in Y .

Definition 5 (I-map) Given a probability distribution P , $\mathcal{I}(P)$ denotes the set of conditional independence relationships of the form $X \perp\!\!\!\perp Y | Z$ that hold in P . Given a DAG \mathcal{G} , $\mathcal{I}(\mathcal{G})$ denotes the set of conditional independence assumptions read-off via d-separation.

Definition 6 (Markovian and Faithful) A distribution P is Markov to a DAG G if $\mathcal{I}(G) \subseteq \mathcal{I}(P)$. A distribution P is faithful to G if $\mathcal{I}(P) \subseteq \mathcal{I}(G)$.

Next we proceed to define what is ICM(\mathcal{G}), through explicating the ICM operator.

Definition 7 (ICM operator on a DAG \mathcal{G}) Let U be the space of DAGs with vertices X_1, \dots, X_d . Let V be the space of acyclic directed mixed graphs (ADMG [Richardson, 2003]) with vertices $\{(X_{i;n})\}$, where $i \in [d], n \in \mathbb{N}$. A mapping F from U to V is an ICM operator if $F(\mathcal{G})$ satisfies 1) $F(\mathcal{G})$ restricted to the subset of vertices $\{X_{1;n}, \dots, X_{d;n}\}$ is a DAG \mathcal{G} , for any $n \in \mathbb{N}$; 2) $X_{i;n} \leftrightarrow X_{i;m}$ whenever $n \neq m$ for all $i \in [d]$; 3) there are no other edges other than those stated above. We denote the resulting ADMG as $\text{ICM}(\mathcal{G})$ and $\mathbf{PA}_{i;n}^{\mathcal{G}}$ denotes the parents of $X_{i;n}$ and similarly $\mathbf{ND}_{i;n}^{\mathcal{G}}$ for the corresponding non-descendants.

B Proof of Corollary 1

Definition 8 (Exchangeable arrays) An array of size d contains variables $(X_{1;n}, \dots, X_{d;n})$ where $X_{d;n}$ denotes the d -th random variable in n -th array. Such an array is denoted as $\mathbf{X}_{:,n}$. A finite sequence of size d arrays is **exchangeable**, if for any permutation map π ,

$$P(\mathbf{X}_{:;\pi(1)}, \dots, \mathbf{X}_{:;\pi(N)}) = P(\mathbf{X}_{::1}, \dots, \mathbf{X}_{::N}) \quad (16)$$

Next we show exchangeability implies identical marginal distributions. This is a standard result in exchangeable sequences [de Finetti, 1931], here we include it for completeness.

Theorem 3 (Exchangeable implies identical marginal distribution) Let P be the distribution for some exchangeable processes, where $\mathbf{X}_{::1}, \dots, \mathbf{X}_{::N}$ are exchangeable arrays. Then for any $n \neq m$,

$$P(\mathbf{X}_{:,n}) = P(\mathbf{X}_{:,m}) \quad (17)$$

Proof of Theorem 3 Without loss of generality, assume $n < m$. Let $\pi : [N] \rightarrow [N]$ be the permutation mapping such that $\pi(i) = i, \forall i \neq \{n, m\}$ and $\pi(n) = m, \pi(m) = n$.

Then, by definition of exchangeability,

$$P(\mathbf{X}_{::1} = \mathbf{x}_{:,1}, \dots, \mathbf{X}_{:,n} = \mathbf{x}_{:,n}, \dots, \mathbf{X}_{:,m} = \mathbf{x}_{:,m}, \dots, \mathbf{X}_{:,N} = \mathbf{x}_{:,N}) \quad (18)$$

$$= P(\mathbf{X}_{::1} = \mathbf{x}_{:,1}, \dots, \mathbf{X}_{:,n} = \mathbf{x}_{:,m}, \dots, \mathbf{X}_{:,m} = \mathbf{x}_{:,n}, \dots, \mathbf{X}_{:,N} = \mathbf{x}_{:,N}) \quad (19)$$

Integrating out every values $\mathbf{x}_{:,m}, m \neq n$, we have $P(\mathbf{X}_{:,m} = \mathbf{x}_{:,n}) = P(\mathbf{X}_{:,n} = \mathbf{x}_{:,n})$ for all values $\mathbf{x}_{:,n}$. Therefore, $\mathbf{X}_{:,m}$ and $\mathbf{X}_{:,n}$ shares identical marginal distribution.

Corollary 1 (Identical marginal post-interventional distributions) Let P be the distribution for some ICM generative process. Let \mathbf{I} and \mathbf{J} be two disjoint subsets in $[d] := \{1, \dots, d\}$. Denote $\mathbf{X}_{\mathbf{I};n} := \{X_{i;n} : i \in \mathbf{I}\}$ and similarly for $\mathbf{X}_{\mathbf{J};n}$. Then,

$$P(\mathbf{X}_{\mathbf{J};n} \mid do(\mathbf{X}_{\mathbf{I};n} = \mathbf{x})) = P(\mathbf{X}_{\mathbf{J};m} \mid do(\mathbf{X}_{\mathbf{I};m} = \mathbf{x})), \forall n \neq m \quad (9)$$

i.e., identical interventions on variables in different positions share the same marginal post-interventional distributions. See Appendix B for the proof.

Proof of Corollary 1 By Theorem 3, $P(\mathbf{X}_{::n}) = P(\mathbf{X}_{::m}), \forall n \neq m$. One can thus drop the notation of position indices when considering $\mathbf{X}_{::n}$ for some n as $\mathbf{X}_{::n} \sim P$ from identical P . Due to truncated factorization in i.i.d. case (Eq. 2), any post-interventional distributions can be represented as pre-interventional distributions. Thus post-interventional distributions in $P(\mathbf{X}_{::n} = \mathbf{x}_{::n} \mid do(\mathbf{X}_{\mathbf{I};n} = \mathbf{x}))$ is uniquely determined by P and so is $P(\mathbf{X}_{::m} = \mathbf{x}_{::m} \mid do(\mathbf{X}_{\mathbf{I};m} = \mathbf{x}))$. Since P is identical, then so is the post-interventional distributions. Marginalizing out irrelevant variable indices that are not contained in $\mathbf{I} \cup \mathbf{J}$ gives the desired result.

C Proof of Theorem 1

Notation Let $X_{i;n}$ denote the random variable corresponding to i -th variable index and n -th position index for data generated under ICM generative processes. Write $\mathbf{X}_{::n} := (X_{1;n}, \dots, X_{d;n})$ and $\mathbf{X}_{d;[N]} := (X_{d;1}, \dots, X_{d;N})$. Define $\mathbf{UP}_{i;::} := (\mathbf{X}_{i+1;::}, \dots, \mathbf{X}_{d;::})$, which contains all random variables that have higher variable index value than i , i.e. upstream of node i .

Theorem 1 (Truncated Factorization in ICM generative processes) For a given graph \mathcal{G} , let P be the probability distribution for data generated under an ICM generative process with respect to \mathcal{G} and let p be the corresponding density. The post-interventional distribution after intervening on $\mathbf{X} = \hat{\mathbf{x}}$ has density given by:

$$p(\mathbf{x}_{::1}, \dots, \mathbf{x}_{::N} \mid do(\mathbf{X} = \hat{\mathbf{x}})) = \prod_{i \in \mathbf{I}_{\mathbf{X}}} p(\mathbf{x}_{i;[-\mathbf{N}_i]} \mid \mathbf{pa}_{i;[-\mathbf{N}_i]}^{\mathcal{G}}) \prod_{i \notin \mathbf{I}_{\mathbf{X}}} p(\mathbf{x}_{i;[N]} \mid \mathbf{pa}_{i;[N]}^{\mathcal{G}}) \Big|_{\mathbf{X}=\hat{\mathbf{x}}}, \quad (12)$$

where $\mathbf{I}_{\mathbf{X}} := \{i : X_{i;n} \in \mathbf{X}\}$ denotes the set of variable indices being intervened on and $\mathbf{N}_i := \{n : X_{i;n} \in \mathbf{X}\}$ denotes the set of position indices corresponding to variable index i in the intervention set \mathbf{X} and $[-\mathbf{N}_i]$ denotes the set of positive integers less than or equal to N excluding values in \mathbf{N}_i .

Proof of Theorem 1 Without loss of generality, we reorder the variables according to reversed topological ordering, i.e., a node's parents will be placed after this node. Note a reversed topological ordering is not unique, but it must satisfy a node's descendants will come before itself.

By chain rule, $P(\mathbf{X}_{::1}, \dots, \mathbf{X}_{::N}) = \prod_i P(\mathbf{X}_{i;[N]} \mid \mathbf{UP}_{i;[N]})$. By Theorem 7 (Causal conditional de Finetti) in Guo et al. [2023a], since P is generated under some ICM generative process, there exists a latent variable θ_i with suitable probability measure ν such that

$$P(\mathbf{x}_{i;[N]} \mid \mathbf{up}_{i;[N]}) = \int \prod_{n=1}^N p(x_{i;n} \mid \mathbf{pa}_{i;n}^{\mathcal{G}}, \theta_i) d\nu(\theta_i) \quad (20)$$

$$= \int \prod_{n=1}^N p(x_{i;n} \mid \mathbf{pa}_{i;n}^{\mathcal{G}}, \theta_i) p(\theta_i) d\theta_i \quad (21)$$

In this work, assume for every probability measure ν there exists a corresponding probability density associated with it and thus the second equality follows.

Note by the second condition in causal de Finetti theorem - multivariate version in Guo et al. [2023a], we have

$$X_{i;[n]} \perp\!\!\!\perp \overline{\mathbf{ND}}_{i;[n]} \mid \mathbf{PA}_{i;[n]}$$

where \mathbf{PA}_i selects parents of node i and \mathbf{ND}_i selects non-descendants of node i in \mathcal{G} . $\overline{\mathbf{ND}}_i$ denotes the set of non-descendants of node i excluding its own parents. Then the naive application of the conditional independence on $P(\mathbf{X}_{i;[N]} \mid \mathbf{UP}_{i;[N]})$ gives:

$$P(\mathbf{X}_{i;[N]} \mid \mathbf{UP}_{i;[N]}) = P(\mathbf{X}_{i;[N]} \mid \mathbf{PA}_{i;[N]})$$

Combining gives:

$$P(\mathbf{x}_{i:[N]}|\mathbf{u}_{i:[N]}) = P(\mathbf{x}_{i:[N]}|\mathbf{pa}_{i:[N]}^{\mathcal{G}}) = \int \prod_{n=1}^N p(x_{i;n}|\mathbf{pa}_{i;n}^{\mathcal{G}}, \boldsymbol{\theta}_i) p(\boldsymbol{\theta}_i) d\boldsymbol{\theta}_i \quad (22)$$

Applying Eq. 22 on the chain rule decomposition of the joint distribution,

$$P(\mathbf{X}_{::1}, \dots, \mathbf{X}_{::N}) = \prod_i P(\mathbf{X}_{i:[N]}|\mathbf{PA}_{i:[N]}^{\mathcal{G}}) \quad (23)$$

Inheriting Definition 3:

When $i \notin I_{\mathbf{X}}$, intervention on \mathbf{X} does not change the probability distribution but just enforces consistency $\mathbf{PA}_{i;n}^{\mathcal{G}}$ with values in $\hat{\mathbf{x}}$, i.e.,

$$P(\mathbf{X}_{i:[N]}|\mathbf{PA}_{i:[N]}^{\mathcal{G}}, do(\mathbf{X} = \hat{\mathbf{x}})) = P(\mathbf{X}_{i:[N]}|\mathbf{PA}_{i:[N]}^{\mathcal{G}})|_{\mathbf{X}=\hat{\mathbf{x}}}, \quad \forall i \notin I_{\mathbf{X}} \quad (24)$$

When $i \in I_{\mathbf{X}}$, intervention on \mathbf{X} affect variables only contained in the subset of $\mathbf{X}_{i;\mathbf{N}_i}$. Let $X_{i;n} \in \mathbf{X}_{i;\mathbf{N}_i}$. Then $p(x_{i;n}|\mathbf{pa}_{i;n}^{\mathcal{G}}, \boldsymbol{\theta}_i) = \delta(X_{i;n} = \hat{x}_{i;n})$. Aggregating together,

$$\begin{aligned} P(\mathbf{x}_{i:[N]}|\mathbf{pa}_{i:[N]}^{\mathcal{G}}, do(\mathbf{X} = \hat{\mathbf{x}})) &= \int \prod_{n \in \mathbf{N}_i} \delta(X_{i;n} = \hat{x}_{i;n}) \prod_{n \in [-\mathbf{N}_i]} p(x_{i;n}|\mathbf{pa}_{i;n}^{\mathcal{G}}, \boldsymbol{\theta}_i) p(\boldsymbol{\theta}_i) d\boldsymbol{\theta}_i \quad (25) \\ &= \begin{cases} P(\mathbf{x}_{i;[-\mathbf{N}_i]}|\mathbf{pa}_{i;[-\mathbf{N}_i]}^{\mathcal{G}}) & \text{when } \mathbf{pa}_{i;n} \text{ consistent with } \mathbf{X}, \forall n \in \mathbf{N}_i \\ 0 & \text{else} \end{cases} \quad (26) \end{aligned}$$

$$= P(\mathbf{x}_{i;[-\mathbf{N}_i]}|\mathbf{pa}_{i;[-\mathbf{N}_i]}^{\mathcal{G}})|_{\mathbf{X}=\hat{\mathbf{x}}}, \quad \forall i \in I_{\mathbf{X}} \quad (27)$$

Combining Eq. 24 and 27,

$$P(\mathbf{X}_{::1}, \dots, \mathbf{X}_{::N}|do(\mathbf{X} = \hat{\mathbf{x}})) = \prod_{i \in I_{\mathbf{X}}} P(\mathbf{X}_{i;[-\mathbf{N}_i]}|\mathbf{PA}_{i;[-\mathbf{N}_i]}^{\mathcal{G}}) \prod_{i \notin I_{\mathbf{X}}} P(\mathbf{X}_{i:[N]}|\mathbf{PA}_{i:[N]}^{\mathcal{G}})|_{\mathbf{X}=\hat{\mathbf{x}}} \quad (28)$$

D Proof of Lemma 1

Lemma 1 (Intervention effect conditioned on other observations) For a given graph \mathcal{G} , let P be the distribution for the ICM generative process with respect to \mathcal{G} . Let \mathbf{X} be the intervention set. Assume $\mathbf{X} = \mathbf{X}_{\mathbf{I};n} := \{X_{i;n} : \forall i \in \mathbf{I}\}$. Let $\mathbf{S} \subseteq [N]$ such that $n \notin \mathbf{S}$ and $[-\mathbf{I}]$ denotes $[d] \setminus \mathbf{I}$. Then,

$$P(\mathbf{X}_{-\mathbf{I};n}|do(\mathbf{X}_{\mathbf{I};n} = \hat{\mathbf{x}}), \mathbf{X}_{::\mathbf{S}}) = \prod_{i \notin \mathbf{I}} P(\mathbf{X}_{i;n}|\mathbf{X}_{i;\mathbf{S}}, \mathbf{PA}_{i;\mathbf{S} \cup \{n\}}^{\mathcal{G}})|_{\mathbf{X}_{\mathbf{I};n}=\hat{\mathbf{x}}} \quad (15)$$

Proof of Lemma 1 By Theorem 1,

$$P(\mathbf{X}_{::\mathbf{S} \cup \{n\}}|do(\mathbf{X}_{\mathbf{I};n} = \hat{\mathbf{x}})) = \prod_{i \in \mathbf{I}} P(\mathbf{X}_{i;\mathbf{S}}|\mathbf{PA}_{i;\mathbf{S}}^{\mathcal{G}}) \prod_{i \notin \mathbf{I}} P(\mathbf{X}_{i;\mathbf{S} \cup \{n\}}|\mathbf{PA}_{i;\mathbf{S} \cup \{n\}}^{\mathcal{G}})|_{\mathbf{X}_{\mathbf{I};n}=\hat{\mathbf{x}}} \quad (29)$$

By Lemma 2, since $n \notin \mathbf{S}$,

$$P(\mathbf{X}_{::\mathbf{S}}|do(\mathbf{X}_{\mathbf{I};n} = \mathbf{x})) = P(\mathbf{X}_{::\mathbf{S}}) = \prod_{i \in \mathbf{I}} P(\mathbf{X}_{i;\mathbf{S}}|\mathbf{PA}_{i;\mathbf{S}}^{\mathcal{G}}) \prod_{i \notin \mathbf{I}} P(\mathbf{X}_{i;\mathbf{S}}|\mathbf{PA}_{i;\mathbf{S}}^{\mathcal{G}}) \quad (30)$$

By do-operator can be used as normal conditional probability,

$$P(\mathbf{X}_{-\mathbf{I};n}|do(\mathbf{X}_{\mathbf{I};n} = \hat{\mathbf{x}}), \mathbf{X}_{::\mathbf{S}}) = \frac{P(\mathbf{X}_{::\mathbf{S} \cup \{n\}}|do(\mathbf{X}_{\mathbf{I};n} = \hat{\mathbf{x}}))}{P(\mathbf{X}_{::\mathbf{S}}|do(\mathbf{X}_{\mathbf{I};n} = \hat{\mathbf{x}}))} \quad (31)$$

$$= \frac{\prod_{i \in \mathbf{I}} P(\mathbf{X}_{i;\mathbf{S}}|\mathbf{PA}_{i;\mathbf{S}}^{\mathcal{G}}) \prod_{i \notin \mathbf{I}} P(\mathbf{X}_{i;\mathbf{S} \cup \{n\}}|\mathbf{PA}_{i;\mathbf{S} \cup \{n\}}^{\mathcal{G}})|_{\mathbf{X}_{\mathbf{I};n}=\hat{\mathbf{x}}}}{\prod_{i \in \mathbf{I}} P(\mathbf{X}_{i;\mathbf{S}}|\mathbf{PA}_{i;\mathbf{S}}^{\mathcal{G}}) \prod_{i \notin \mathbf{I}} P(\mathbf{X}_{i;\mathbf{S}}|\mathbf{PA}_{i;\mathbf{S}}^{\mathcal{G}})} \quad (32)$$

$$= \prod_{i \notin \mathbf{I}} \frac{P(\mathbf{X}_{i;\mathbf{S} \cup \{n\}}|\mathbf{PA}_{i;\mathbf{S} \cup \{n\}}^{\mathcal{G}})|_{\mathbf{X}_{\mathbf{I};n}=\hat{\mathbf{x}}}}{P(\mathbf{X}_{i;\mathbf{S}}|\mathbf{PA}_{i;\mathbf{S}}^{\mathcal{G}})} \quad (33)$$

By P is the distribution for some ICM generative process, it satisfies the conditions of causal de Finetti theorem (multivariate) version:

$$\mathbf{X}_{i:[n]} \perp\!\!\!\perp \mathbf{ND}_{i;n+1}^{\mathcal{G}} | \mathbf{PA}_{i:[n]}^{\mathcal{G}}$$

where \mathbf{PA}_i selects parents of node i and \mathbf{ND}_i selects non-descendants of node i in \mathcal{G} . By exchangeability, one can use arbitrary set other than $[n]$, here use \mathbf{S} . Applying above conditional independence, we have

$$\mathbf{X}_{i;\mathbf{S}} \perp\!\!\!\perp \mathbf{PA}_{i;n}^{\mathcal{G}} | \mathbf{PA}_{i;\mathbf{S}}^{\mathcal{G}}$$

as $\mathbf{PA}_{i;n}^{\mathcal{G}} \subseteq \mathbf{ND}_{i;n}^{\mathcal{G}}$. Therefore,

$$P(\mathbf{X}_{i;\mathbf{S}} | \mathbf{PA}_{i;\mathbf{S}}^{\mathcal{G}}) = P(\mathbf{X}_{i;\mathbf{S}} | \mathbf{PA}_{i;\mathbf{S} \cup \{n\}}^{\mathcal{G}}). \quad (34)$$

With properties of conditional probability,

$$\frac{P(\mathbf{X}_{i;\mathbf{S} \cup \{n\}} | \mathbf{PA}_{i;\mathbf{S} \cup \{n\}}^{\mathcal{G}}) |_{\mathbf{X}_{I;n} = \hat{x}}}{P(\mathbf{X}_{i;\mathbf{S}} | \mathbf{PA}_{i;\mathbf{S}}^{\mathcal{G}})} = P(X_{i;n} | \mathbf{X}_{i;\mathbf{S}}, \mathbf{PA}_{i;\mathbf{S} \cup \{n\}}^{\mathcal{G}}) |_{\mathbf{X}_{I;n} = \hat{x}} \quad (35)$$

The result follows.

E Conditioned interventional effect on other experiments

Under i.i.d. generative processes, if different interventions are placed on the system, then one often considers that data is coming from different environments and observing one experiment result cannot provide extra information about other experiments performed on random variables in different positions of the sequence. For example, consider a sequence of random variables generated by i.i.d., i.e., $(X_1, Y_1, Z_1), (X_2, Y_2, Z_2), \dots$ such that $X_n \rightarrow Y_n \rightarrow Z_n$ for all n . Then,

$$\text{i.i.d. generative processes : } P(Y_1 | do(X_1 = x), do(Y_2 = y), Z_2) = P(Y_1 | do(X_1 = x)) \quad (36)$$

due to $(X_1, Y_1, Z_1) \perp\!\!\!\perp (X_2, Y_2, Z_2)$. Therefore interventions on inconsistent intervention targets across the i.i.d. generated sequence can be equivalently considered as a mixture of data sampled from different environments, i.e., identical copies of SCMs with different hard-interventions.

However, this is not the case in ICM generative processes. Continuing the previous example, and let the sequence be data generated from an ICM generative process. Then,

$$\begin{aligned} \text{ICM generative processes : } & P(Y_1 = y_1 | do(X_1 = x), do(Y_2 = y), Z_2 = z_2) \\ &= \int p(y_1 | x, \theta_Z) p(\theta_Z | z_2, y) d\theta_Z \end{aligned} \quad (37)$$

Eq. 37 explicitly shows that knowing the intervention effect on Y_2 acting on Z_2 helps one to infer the causal de Finetti parameter θ_Y and thus the intervention effect of X_1 on Y_1 .

E.1 Derivation of Eq. 37

Consider a DAG $\mathcal{G} := X \rightarrow Y \rightarrow Z$ and a distribution P generated by the ICM generative process corresponding to $ICM(\mathcal{G})$. By truncated factorization in Theorem 1, we have:

$$P(Z_1 = z_1, Y_1 = y_1, X_1 = x, Z_2 = z_2, Y_2 = y, X_2 = x_2 | do(X_1 = \hat{x}), do(Y_2 = \hat{y})) \quad (38)$$

$$\begin{aligned} &= \underbrace{\int \delta(X_1 = \hat{x}) p(x_2 | \theta_X) p(\theta_X) d\theta_X}_{:=p(x_2)} \underbrace{\int p(y_1 | \hat{x}, \theta_Y) \delta(Y_2 = \hat{y}) p(\theta_Y) d\theta_Y}_{:=p(y_1 | \hat{x})} \int p(z_2 | \hat{y}, \theta_Z) p(z_1 | y_1, \theta_Z) d\theta_Z \end{aligned} \quad (39)$$

$$= p(x_2) \int p(z_2 | \hat{y}, \theta_Z) p(z_1 | y_1, \theta_Z) p(y_1 | \hat{x}) p(\theta_Z) d\theta_Z \quad (40)$$

$$= p(x_2) \int p(z_2, \theta_Z | \hat{y}) p(z_1, y_1 | \hat{x}, \theta_Z) d\theta_Z \quad (41)$$

The merge of $p(z_2 | \hat{y}, \theta_Z) p(\theta_Z) = p(z_2, \theta_Z | \hat{y})$ is due to θ_Z is independent of Y_n for any n as Z_n is always a collider in the path. The merge of $p(z_1 | y_1, \theta_Z) p(y_1 | \hat{x}) = p(z_1, y_1 | \hat{x}, \theta_Z)$ is due to $Z_1 \perp\!\!\!\perp X_1 | \theta_Z, Y_1$. Marginalizing away X_2, Z_1 and note $P(Z_2 = z_2 | do(X_1 = x), do(Y_2 = y)) = P(Z_2 = z_2 | do(X_1 = x))$ by Lemma 2. We have the desired result.

F Causal Pólya Urn Model

F.1 Exchangeability of causal Pólya urn model

We first want to show exchangeability of the pair of the random variables (X_i, Y_i) in the sequence $X_1, Y_1, X_2, Y_2, \dots, X_n, Y_n$ that are generated via a causal Pólya urn model. Assume n pairs of (X_i, Y_i) are observed: out of n balls we observe n_1 times that $X_n = 1, Y_n = 1$, n_2 times that $X_n = 1, Y_n = 0$, n_3 times that $X_n = 0, Y_n = 1$ and n_4 times that $X_n = 0, Y_n = 0$ where $n_1 + n_2 + n_3 + n_4 = n$. Note for the first time the number of balls in the urn for left and right compartment is $\alpha + \beta$ each, for the second draw $\alpha + \beta + 1$ each, and for the k -th draw $\alpha + \beta + k - 1$ each. The probability that we draw $(X_n = 1, Y_n = 1)$ pairs first, followed by $(X_n = 1, Y_n = 0)$ second, and then $(X_n = 0, Y_n = 1)$ third, followed by $(X_n = 0, Y_n = 0)$ last is:

$$P(X_1 = 1, Y_1 = 1, \dots, X_n = 0, Y_n = 0) \quad (42)$$

$$= \left(\frac{\alpha}{\alpha + \beta} \times \frac{\beta}{\alpha + \beta} \right) \times \left(\frac{\alpha + 1}{\alpha + \beta + 1} \times \frac{\beta + 1}{\alpha + \beta + 1} \right) \times \dots \times \left(\frac{\alpha + n_1 - 1}{\alpha + \beta + n_1 - 1} \times \frac{\beta + n_1 - 1}{\alpha + \beta + n_1 - 1} \right) \quad (43)$$

$$\times \left(\frac{\alpha + n_1}{\alpha + \beta + n_1} \times \frac{\alpha}{\alpha + \beta + n_1} \right) \times \dots \times \left(\frac{\alpha + n_1 + n_2 - 1}{\alpha + \beta + n_1 + n_2 - 1} \times \frac{\alpha + n_2 - 1}{\alpha + \beta + n_1 + n_2 - 1} \right) \quad (44)$$

$$\times \left(\frac{\beta}{\alpha + \beta + n_1 + n_2} \times \frac{\alpha + n_2}{\alpha + \beta + n_1 + n_2} \right) \times \dots \times \left(\frac{\beta + n_3 - 1}{\alpha + \beta + n_1 + n_2 + n_3 - 1} \times \frac{\alpha + n_2 + n_3 - 1}{\alpha + \beta + n_1 + n_2 + n_3 - 1} \right) \quad (45)$$

$$\times \left(\frac{\beta + n_3}{\alpha + \beta + n_1 + n_2 + n_3} \times \frac{\beta + n_1}{\alpha + \beta + n_1 + n_2 + n_3} \right) \times \dots \times \left(\frac{\beta + n_3 + n_4 - 1}{\alpha + \beta + n - 1} \times \frac{\beta + n_1 + n_4 - 1}{\alpha + \beta + n - 1} \right) \quad (46)$$

For any permutation of the order $\pi : [n] \rightarrow [n]$, the denominator will not change as each step, we put an additional ball in each of the left and right compartments of the urn regardless of the color of the ball observed.

If we observe j -th black ball, i.e., $X_n = 1$ in the left compartment and l -th $Y_n | X_n$ in the right compartment such that $Z_n = 1$ at step m , then the numerator in the probability is $(\alpha + j - 1) \times (\alpha + l - 1)$ with the denominator as $(\alpha + \beta + m - 1) \times (\alpha + \beta + m - 1)$. Therefore, for any sequence $x_1, y_1, \dots, x_n, y_n$ if $X_i = 1$ occurs m_1 times and $Z_i = 1 = (1 - X_i) * Y_i + (1 - Y_i) * X_i$ occurs m_2 times, then the final probability will always be equal to

$$P(X_1 = x_1, Y_1 = y_1, \dots, X_n = x_n, Y_n = y_n) \quad (47)$$

$$= \frac{\prod_{i=1}^{m_1} (\alpha + i - 1) \prod_{i=1}^{n-m_1} (\beta + i - 1) \prod_{j=1}^{m_2} (\alpha + j - 1) \prod_{j=1}^{n-m_2} (\beta + j - 1)}{\prod_{k=1}^n (\alpha + \beta + k - 1) \times (\alpha + \beta + k - 1)} \quad (48)$$

$$= \frac{(\alpha + m_1 - 1)! (\beta + n - m_1 - 1)! (\alpha + \beta - 1)! (\alpha + m_2 - 1)! (\beta + n - m_2 - 1)! (\alpha + \beta - 1)!}{(\alpha - 1)! (\beta - 1)! (\alpha + \beta + n - 1)! (\alpha - 1)! (\beta - 1)! (\alpha + \beta + n - 1)!} \quad (49)$$

F.2 Application of causal de Finetti theorems

According to causal de Finetti theorems, there must exist two unique independent prior functions that allow the joint distribution to be factored into two independent products. Here we provide an explicit representation. Let $B(\theta; \alpha, \beta)$ denotes beta distribution with parameter α, β and $B(\theta; \alpha, \beta) = \frac{(\alpha + \beta - 1)!}{(\alpha - 1)! (\beta - 1)!} \theta^{\alpha - 1} (1 - \theta)^{\beta - 1}$

$$P(X_1 = x_1, Y_1 = y_1, \dots, X_n = x_n, Y_n = y_n) \quad (50)$$

$$= \int \theta^{\sum_n x_i} \times (1 - \theta)^{(n - \sum_n x_i)} B(\theta; \alpha, \beta) d\theta \times \quad (51)$$

$$\int \psi^{\sum_n [(1-x_n)*y_n + (1-y_n)*x_n]} (1 - \psi)^{n - \sum_n [(1-x_n)*y_n + (1-y_n)*x_n]} B(\psi; \alpha, \beta) d\psi \quad (52)$$

$$= \left[\frac{(\alpha + \beta - 1)!}{(\alpha - 1)! (\beta - 1)!} \right]^2 \int \theta^{\alpha + \sum_n x_i - 1} (1 - \theta)^{n - \sum_n x_i + \beta - 1} d\theta \quad (53)$$

$$\int \psi^{\alpha + \sum_n z_n - 1} (1 - \psi)^{n - \sum_n z_n + \beta - 1} d\psi, \text{ where } z_n = (1 - x_n) * y_n + (1 - y_n) * x_n \quad (54)$$

$$\text{note } \sum_n x_n = m_1, \sum_n z_n = m_2, \text{ by conjugate priors with bernoulli and beta distributions} \quad (55)$$

$$= \left[\frac{(\alpha + \beta - 1)!}{(\alpha - 1)! (\beta - 1)!} \right]^2 \frac{\Gamma(\beta + n - m_1) \Gamma(\alpha + m_1)}{\Gamma(\alpha + \beta + n)} \frac{\Gamma(\beta + n - m_2) \Gamma(\alpha + m_2)}{\Gamma(\alpha + \beta + n)} \quad (56)$$

$$= \frac{(\alpha + m_1 - 1)! (\beta + n - m_1 - 1)! (\alpha + \beta - 1)!}{(\alpha - 1)! (\beta - 1)! (\alpha + \beta + n - 1)!} \frac{(\alpha + m_2 - 1)! (\beta + n - m_2 - 1)! (\alpha + \beta - 1)!}{(\alpha - 1)! (\beta - 1)! (\alpha + \beta + n - 1)!} \quad (57)$$

G Lemma 2 and its proof

Lemma 2 (Intervention effect on differing positions) *Given a graph \mathcal{G} and let P be the distribution for the ICM generative process with respect to \mathcal{G} . Let \mathbf{X} and \mathbf{Y} be two disjoint sets such that \mathbf{X} is the intervention set and \mathbf{Y} is the target set. Let $\mathbf{N}_{\mathbf{X}} := \{n : X_{i;n} \in \mathbf{X}\}$ be the set of position indices being intervened, and similarly $\mathbf{N}_{\mathbf{Y}}$ be the set of position indices being targeted to observe. Assume $\mathbf{N}_{\mathbf{X}} \cap \mathbf{N}_{\mathbf{Y}} = \emptyset$. Then,*

$$P(\mathbf{Y} \mid do(\mathbf{X} = \mathbf{x})) = P(\mathbf{Y}), \quad (58)$$

Proof of Lemma 2 *Given an ICM generative process, the sequence is exchangeable by definition. By causal de Finetti's theorems, the joint distribution can be represented as*

$$p(\mathbf{x}_{:,1}, \dots, \mathbf{x}_{:,N}) = \int \dots \int \prod_n p(\mathbf{x}_{:,n} \mid \boldsymbol{\theta}_1, \dots, \boldsymbol{\theta}_d) d\nu(\boldsymbol{\theta}_1) \dots d\nu(\boldsymbol{\theta}_d) \quad (59)$$

$$= \int \dots \int \prod_{n \in \mathbf{N}_{\mathbf{Y}}} p(\mathbf{x}_{:,n} \mid \boldsymbol{\theta}_1, \dots, \boldsymbol{\theta}_d) \prod_{n \notin \mathbf{N}_{\mathbf{Y}}} p(\mathbf{x}_{:,n} \mid \boldsymbol{\theta}_1, \dots, \boldsymbol{\theta}_d) d\nu(\boldsymbol{\theta}_1) \dots d\nu(\boldsymbol{\theta}_d) \quad (60)$$

The post-interventional distribution is:

$$p(\mathbf{x}_{:,1}, \dots, \mathbf{x}_{:,N} \mid do(\mathbf{X} = \mathbf{x})) \quad (61)$$

$$= \int \dots \int \prod_{n \in \mathbf{N}_{\mathbf{Y}}} p(\mathbf{x}_{:,n} \mid do(\mathbf{X} = \mathbf{x}), \boldsymbol{\theta}_1, \dots, \boldsymbol{\theta}_d) \prod_{n \notin \mathbf{N}_{\mathbf{Y}}} p(\mathbf{x}_{:,n} \mid do(\mathbf{X} = \mathbf{x}), \boldsymbol{\theta}_1, \dots, \boldsymbol{\theta}_d) d\nu(\boldsymbol{\theta}_1) \dots d\nu(\boldsymbol{\theta}_d) \quad (62)$$

$$= \int \dots \int \prod_{n \in \mathbf{N}_{\mathbf{Y}}} p(\mathbf{x}_{:,n} \mid \boldsymbol{\theta}_1, \dots, \boldsymbol{\theta}_d) \prod_{n \notin \mathbf{N}_{\mathbf{Y}}} p(\mathbf{x}_{:,n} \mid do(\mathbf{X} = \mathbf{x}), \boldsymbol{\theta}_1, \dots, \boldsymbol{\theta}_d) d\nu(\boldsymbol{\theta}_1) \dots d\nu(\boldsymbol{\theta}_d) \quad (63)$$

The second equality follows from Definition 3 on the operational meaning of do-operator in ICM generative processes: since $\mathbf{N}_{\mathbf{X}} \cap \mathbf{N}_{\mathbf{Y}} = \emptyset$, there is no overlapping variables between $\mathbf{X}_{:,n}$ and \mathbf{X} , for all $n \in \mathbf{N}_{\mathbf{Y}}$, which leads to no change of probability distribution.

Next, we proceed to integrating out every variable in $\mathbf{X}_{:,n}$ for $n \notin \mathbf{N}_{\mathbf{Y}}$. Due to do-operation replaces intervened variable's conditional distribution as delta-distributions and keep the rest as conditional distributions while enforcing consistency over the intervened set of variables, the post-interventional

distribution is in fact a conditional distribution by Theorem 1 with enforced consistency. Thus integration on all variables lead to summation 1.

$$\int \dots \int \prod_{n \notin \mathbf{N}_Y} p(\mathbf{x}_{:,n} | do(\mathbf{X} = \mathbf{x}), \boldsymbol{\theta}_1, \dots, \boldsymbol{\theta}_d) d\mathbf{x}_{:,n} = 1 \quad (64)$$

Therefore,

$$p(\mathbf{x}_{:, \mathbf{N}_Y} | do(\mathbf{X} = \mathbf{x})) = \int \dots \int \prod_{n \in \mathbf{N}_Y} p(\mathbf{x}_{:,n} | \boldsymbol{\theta}_1, \dots, \boldsymbol{\theta}_d) d\nu(\boldsymbol{\theta}_1) \dots d\nu(\boldsymbol{\theta}_d) \quad (65)$$

$$= p(\mathbf{x}_{:, \mathbf{N}_Y}) \quad (66)$$

Marginalizing out every other variable in $\mathbf{X}_{:, \mathbf{N}_Y}$ except the target variables in \mathbf{Y} , the result follows.

H Lemma 3 and its proof

Lemma 3 (Intervention effect within the same position) *Given a graph \mathcal{G} and let P be the distribution for the ICM generative process with respect to \mathcal{G} . Let \mathbf{X} be the intervention set such that it consists only $\mathbf{X}_{\mathbf{I},n}$ where $n \in \mathbf{S} \subseteq [N]$ and $\mathbf{I} \subseteq [d]$ is a set of variable indices. Let \mathbf{Y} be the target set such that it consists only $\mathbf{X}_{\mathbf{J},n}$ where $n \in \mathbf{S} \subseteq [N]$ and $\mathbf{J} \subseteq [d]$. Note $\mathbf{I} \cap \mathbf{J} = \emptyset$. Then,*

$$P(\mathbf{Y} | do(\mathbf{X} = \hat{\mathbf{x}})) = \sum_{\mathbf{pa}_{\mathbf{X}}} P(\mathbf{Y} | \hat{\mathbf{x}}, \mathbf{pa}_{\mathbf{X}}) P(\mathbf{pa}_{\mathbf{X}}), \quad (67)$$

where $\mathbf{PA}_{\mathbf{X}}$ denotes the parent set of intervened variables \mathbf{X} .

Proof of Lemma 3 *The proof follows a similar idea as in the case of i.i.d. data, here we include it for completeness. Note the joint distribution can be written as (by argument in Proof of Theorem 1)*

$$P(\mathbf{X}_{:, \mathbf{N}}) = \prod_i P(\mathbf{X}_{i, \mathbf{N}} | \mathbf{PA}_{i, \mathbf{N}}). \quad (68)$$

Then when intervening on \mathbf{X} which shares the identical set of variable indices across different samples, do-operation means assigning $P(\mathbf{X}_{i, \mathbf{N}} | \mathbf{PA}_{i, \mathbf{N}})$ to delta-distribution for all $i \in \mathbf{I}$. This can equivalently be expressed as a division of conditional distributions:

$$P(\mathbf{X}_{:, \mathbf{N}} | do(\mathbf{X} = \mathbf{x})) = \begin{cases} \frac{P(\mathbf{X}_{:, \mathbf{N}})}{\prod_{i \in \mathbf{I}} P(\mathbf{x}_{i, \mathbf{N}} | \mathbf{PA}_{i, \mathbf{N}})} & \text{when } \mathbf{X} = \mathbf{x} \\ 0 & \text{else} \end{cases} \quad (69)$$

Next we proceed to show

$$\prod_{i \in \mathbf{I}} P(\mathbf{X}_{i, \mathbf{N}} | \mathbf{PA}_{i, \mathbf{N}}) = P(\mathbf{X}_{\mathbf{I}, \mathbf{N}} | \mathbf{PA}_{\mathbf{I}, \mathbf{N}}) = P(\mathbf{X} | \mathbf{PA}_{\mathbf{X}})$$

Without loss of generality, we can always order $\mathbf{X}_{\mathbf{I}, \mathbf{N}}$ according to reversed topological ordering such that all X_i 's non-descendants will be placed after the variable index i . Note if X_j is the non-descendant of X_i , then so is \mathbf{PA}_j . If not, suppose some variable in \mathbf{PA}_j is a descendant of X_i , then X_j is a descendant of that variable, so X_j is a descendant of X_i , contradiction. This means after re-ordering due to $X_{i, \mathbf{N}} \perp\!\!\!\perp ND_{i, \mathbf{N}} | \mathbf{PA}_{i, \mathbf{N}}$, where $ND_{i, \mathbf{N}} = \mathbf{PA}_{\mathbf{I} \setminus \{i\}, \mathbf{N}} \cup \mathbf{X}_{> i, \mathbf{N}}$ in this case, we have:

$$P(\mathbf{X}_{\mathbf{I}, \mathbf{N}} | \mathbf{PA}_{\mathbf{I}, \mathbf{N}}) = \prod_i P(\mathbf{X}_{i, \mathbf{N}} | \mathbf{PA}_{\mathbf{I}, \mathbf{N}}, \mathbf{X}_{> i, \mathbf{N}}) = \prod_{i \in \mathbf{I}} P(\mathbf{X}_{i, \mathbf{N}} | \mathbf{PA}_{i, \mathbf{N}}) \quad (70)$$

Then,

$$P(\mathbf{X}_{:, \mathbf{N}} | do(\mathbf{X} = \hat{\mathbf{x}})) = \frac{P(\mathbf{X}_{:, \mathbf{N}})}{P(\hat{\mathbf{x}}, \mathbf{PA}_{\mathbf{X}})} * P(\mathbf{PA}_{\mathbf{X}}) \quad (71)$$

Integrating on every variable other than those contained in \mathbf{Y} , we have

$$P(\mathbf{Y} | do(\mathbf{X} = \hat{\mathbf{x}})) = \sum_{\mathbf{pa}_{\mathbf{X}}} P(\mathbf{Y} | \hat{\mathbf{x}}, \mathbf{pa}_{\mathbf{X}}) P(\mathbf{pa}_{\mathbf{X}}) \quad (72)$$

I Do-Finetti Algorithm

Do Finetti algorithm recovers graphical estimation and causal effect estimation simultaneously through collecting multi-environment data, that is marginal copies of an exchangeable process. The algorithm combines *Causal-de-Finetti* algorithm developed in Guo et al. [2023a] and the truncated factorization for ICM generative processes developed in Section 3 of this paper.

Algorithm 1 "Do-Finetti" Algorithm: causal effect estimation in ICM-generative processes

Input: For $e \in \mathcal{E}$, we have $(X_{1;n}^e, \dots, X_{d;n}^e)_{n=1}^N$ where $X_{i;n}^e$ denotes the i -th variable observed at n -th position in environment e . Let N denote the number of observations in each environment e . Assume $N \geq 2$. Let \mathbf{X} and \mathbf{Y} be two disjoint subsets of variables such that $\mathbf{X}, \mathbf{Y} \subseteq \{(X_{1;n}, \dots, X_{d;n})\}_{n=1}^N$.

Output: $P(\mathbf{Y} = \mathbf{y} | do(\mathbf{X} = \mathbf{x}))$

Step 1: Run *Causal-de-Finetti* Algorithm on multi-environment data and return estimated $\hat{\mathcal{G}}$.

Step 2: Estimate the probability distribution from grouped data $\hat{P}(\mathbf{X}_{:,1}, \dots, \mathbf{X}_{:,N})$, e.g., histograms for discrete variables or kernel density estimation [Simonoff, 1996] for continuous variables.

Step 3: Marginalize out variables not included in $\mathbf{X} \cup \mathbf{Y}$ according to the truncated factorization for ICM generative processes with $\mathcal{G} = \hat{\mathcal{G}}$ (see Eq. 12 or below):

$$p(\mathbf{x}_{:,1}, \dots, \mathbf{x}_{:,N} | do(\mathbf{X} = \mathbf{x})) = \prod_{i \in I_{\mathbf{X}}} p(\mathbf{x}_{i;[-N_i]} | \mathbf{pa}_{i;[-N_i]}^{\mathcal{G}}) \prod_{i \notin I_{\mathbf{X}}} p(\mathbf{x}_{i;[N]} | \mathbf{pa}_{i;[N]}^{\mathcal{G}}) \Big|_{\mathbf{X}=\mathbf{x}}$$

Step 4: Return $P(\mathbf{Y} = \mathbf{y} | do(\mathbf{X} = \mathbf{x}))$

J Proof of Theorem 2

Theorem 4 (Unique graphical identification theorem [Guo et al., 2023a]) Consider the set of distributions that are both Markov and faithful to $ICM(\mathcal{G})$, denoted as $\mathcal{E}(\mathcal{G})$. Then,

$$\mathcal{E}(\mathcal{G}_1) = \mathcal{E}(\mathcal{G}_2) \text{ if and only if } \mathcal{G}_1 = \mathcal{G}_2 \quad (73)$$

Theorem 2 (Causal effect identification in ICM generative processes) Denote \mathbf{Y}, \mathbf{X} be two disjoint subsets of observable variables in $\{\mathbf{X}_{:,n}\}_{n \in \mathbb{N}}$. Then $P(\mathbf{Y} | do(\mathbf{X} = \mathbf{x}))$ is identifiable given the distribution P from the class of distributions generated from ICM generative processes. Here identifiability means the causal query can be computed uniquely from P .

Proof of Theorem 2 Denote \mathcal{P}_G be the set of distributions that is Markov and faithful to the DAG G . Consider a statistical model $\mathcal{P} := \{\mathcal{P}_G : G \text{ is a DAG}\}$. We say G is identifiable from \mathcal{P} if $G \rightarrow \mathcal{P}_G$ is one-to-one, i.e., $\mathcal{P}_{G_1} = \mathcal{P}_{G_2}$ if $G_1 = G_2$. This directly follows from Theorem 5 in [Guo et al., 2023a]. As G is identifiable from P theoretically, given the pair P, G , by Theorem 1 in this paper, we know the truncated factorization over all observable variables. Through marginalization for arbitrary target set \mathbf{Y} and arbitrary intervention set \mathbf{X} , the causal query is uniquely computable.

K Experimental Details

The data-generating process is described as below for each of the bivariate graph:

$$\begin{aligned} \theta^e &\sim \text{Beta}(\alpha, \beta), \psi^e \sim \text{Beta}(\alpha, \beta) \\ X \rightarrow Y : X_i^e &:= \text{Ber}(\theta^e), Y_i^e := \text{Ber}(\psi^e) \oplus X_i^e \\ Y \rightarrow X : X_i^e &:= \text{Ber}(\theta^e) \oplus Y_i^e, Y_i^e := \text{Ber}(\psi^e) \\ X \perp\!\!\!\perp Y : X_i^e &:= \text{Ber}(\theta^e), Y_i^e := \text{Ber}(\psi^e) \end{aligned}$$

where \oplus denotes xor operation and X_i^e, Y_i^e denotes variable generated at i -th position in environment e and set $\alpha = 1, \beta = 3$.

The experiments can be reproduced using single laptop with CPUs with a time estimate within 5 minutes. The code is building on top of Guo et al. [2023a] under license CC-BY 4.0. For each experiment, we randomly generate data corresponding to one of the three graphs. We randomly

choose the intervened variable $X = X_1, Y_1, X_2$ or Y_2 and randomly determine the intervened value \hat{x} to be 0 or 1. Our goal is to estimate the post-interventional distribution $P(X_1, Y_1, X_2, Y_2 | do(X = \hat{x}))$ as accuracy as possible. Our mean squared error loss is the predicted \hat{P} with analytic P summing over all possible enumeration of X_1, Y_1, X_2, Y_2 values. We use PC algorithm for i.i.d. graph identification and truncated factorization as in Eq. 2 for effect estimation given estimated DAG. Similarly, we run *Do-Finetti* algorithm. We compare with the analytic solutions that can be derived due to Beta-bernoulli distributions are conjugate priors towards each other. Section K.1 shows an example of derivation. To clearly see errors in MSE loss in causal effect estimation is not purely driven by graphical misclassification, we provide true oracle DAG to each of the method – *Do-Finetti-w-true-dag* and *IID-w-true-dag* – and observe that even with infinite data, IID can never achieves near-zero causal effect estimation errors as shown in Fig. 4a. This means the traditional truncated factorization fails to characterize causal effects in ICM generative processes.

K.1 Analytic solution

We choose Beta and bernoulli distributions in particular due to they are conjugate prior properties to allow us to calculate easily their analytic solutions. Note the distributions can be arbitrary and we can approximate the integration via standard methods, e.g. histograms or kernel density estimations. Taking the example of $X \rightarrow Y$ generated under the data-generating process described in Experiment section, then by truncated factorization in ICM generative processes we have:

$$P(Y_1 | do(x_1), X_2, Y_2) = P(Y_1 | x_1, X_2, Y_2) \quad (74)$$

$$= \frac{P(Y_1, Y_2 | x_1, X_2)}{P(Y_2 | X_2)} \quad (75)$$

The second equality is due to ICM generative processes properties $Y_2 \perp\!\!\!\perp X_1 | X_2$. Note by causal de Finetti, we know:

$$P(y_1, y_2 | x_1, x_2) = \int p(y_i | x_i, \psi) p(\psi) d\psi \quad (76)$$

Given Bernoulli distribution, we can re-write the assignment function $Y_i^e = \text{Ber}(\psi^e) \oplus X_i^e$ in terms of probability distribution, where $z = (1 - x) * y + (1 - y) * x$ and $p(y | x, \psi) = \psi^z (1 - \psi)^{1-z}$. Note $p(\psi)$ follows a Beta distribution such that $p(\psi) = \frac{\psi^{\alpha-1} (1-\psi)^{\beta-1}}{B(\alpha, \beta)}$. The marginal likelihood from manipulation gives $P(y_1, y_2 | x_1, x_2) = \frac{B(\alpha_2, \beta_2)}{B(\alpha, \beta)}$, where $\alpha_N = \sum_n z_n + \alpha, \beta_N = N - \sum_n z_n + \beta$. Putting it all together,

$$P(y_1 | do(x_1), x_2, y_2) = \frac{B(\alpha + z_1 + z_2, 2 - z_1 - z_2 + \beta)}{B(\alpha + z_2, 1 + \beta - z_2)} \quad (77)$$

Recall $B(\alpha, \beta) = \frac{\Gamma(\alpha)\Gamma(\beta)}{\Gamma(\alpha+\beta)}$ and $\Gamma(n) = (n - 1)!$. Rearranging gives:

$$P(y_1 = 0 | do(x_1 = 0), x_2 = 0, y_2 = 0) = \frac{B(\alpha, 2 + \beta)}{B(\alpha, 1 + \beta)} = \frac{\Gamma(\beta + 2)}{\Gamma(\alpha + \beta + 2)} \times \frac{\Gamma(\alpha + \beta + 1)}{\Gamma(\beta + 1)} \quad (78)$$

$$= \frac{\beta + 1}{\alpha + \beta + 1} = \frac{4}{5} = 0.8 \quad (79)$$

Similarly, $P(y_1 | do(x_1)) = P(y_1 | x_1) = B(\alpha + z_1, 1 + \beta - z_1)$. Then, $P(y_1 = 0 | do(x_1 = 0)) = \frac{\Gamma(\alpha)\Gamma(1+\beta)}{\Gamma(1+\alpha+\beta)} = \frac{1}{4}$ when $\alpha = 1, \beta = 3$.

L Limitations and Broader Impacts

Limitations This work has taken first steps in formulating what intervention means in exchangeable data satisfying the ICM principle. However, much is left to do: from understanding interventions to counterfactual queries, from Markovian models to semi-Markovian models. We note there is a whole world of possibilities in formalizing causality in exchangeable data settings: both from the traditional causality view – e.g., [Karlsson and Krijthe, 2024] perform confounder detection in multi-environment data – and from the view of representation learning where [Reizinger et al., 2022]

show that nonlinear ICA under certain assumptions can perform causal discovery in a de Finetti framework. We hope this work opens up possibilities to connect to interventional representation learning and the branches of causality research.

Broader Impacts This paper is a foundational research that studies causal interventions under exchangeable contexts. It is intended to advance the field of machine learning and through studying causality, this work intends to provide control and understanding over the world and the current increasingly more opaque and 'black-box' models to safeguard potential harms for society. However, we note, every innovation has the potential to be misused with malicious intent. For example, we foresee that once offering more control and understanding, users have the potential to have more precise manipulation. This paper at its current status still presents a huge gap between theory and practice.

NeurIPS Paper Checklist

1. Claims

Question: Do the main claims made in the abstract and introduction accurately reflect the paper's contributions and scope?

Answer: [Yes]

Justification: The main claims in the abstract and introduction are supported by the paper with each corresponding claim has a pointer to the paper's corresponding section.

Guidelines:

- The answer NA means that the abstract and introduction do not include the claims made in the paper.
- The abstract and/or introduction should clearly state the claims made, including the contributions made in the paper and important assumptions and limitations. A No or NA answer to this question will not be perceived well by the reviewers.
- The claims made should match theoretical and experimental results, and reflect how much the results can be expected to generalize to other settings.
- It is fine to include aspirational goals as motivation as long as it is clear that these goals are not attained by the paper.

2. Limitations

Question: Does the paper discuss the limitations of the work performed by the authors?

Answer: [Yes]

Justification: Please refer to conclusion section on the potential extensions.

Guidelines:

- The answer NA means that the paper has no limitation while the answer No means that the paper has limitations, but those are not discussed in the paper.
- The authors are encouraged to create a separate "Limitations" section in their paper.
- The paper should point out any strong assumptions and how robust the results are to violations of these assumptions (e.g., independence assumptions, noiseless settings, model well-specification, asymptotic approximations only holding locally). The authors should reflect on how these assumptions might be violated in practice and what the implications would be.
- The authors should reflect on the scope of the claims made, e.g., if the approach was only tested on a few datasets or with a few runs. In general, empirical results often depend on implicit assumptions, which should be articulated.
- The authors should reflect on the factors that influence the performance of the approach. For example, a facial recognition algorithm may perform poorly when image resolution is low or images are taken in low lighting. Or a speech-to-text system might not be used reliably to provide closed captions for online lectures because it fails to handle technical jargon.
- The authors should discuss the computational efficiency of the proposed algorithms and how they scale with dataset size.
- If applicable, the authors should discuss possible limitations of their approach to address problems of privacy and fairness.
- While the authors might fear that complete honesty about limitations might be used by reviewers as grounds for rejection, a worse outcome might be that reviewers discover limitations that aren't acknowledged in the paper. The authors should use their best judgment and recognize that individual actions in favor of transparency play an important role in developing norms that preserve the integrity of the community. Reviewers will be specifically instructed to not penalize honesty concerning limitations.

3. Theory Assumptions and Proofs

Question: For each theoretical result, does the paper provide the full set of assumptions and a complete (and correct) proof?

Answer: [Yes]

Justification: Please see theoretical statements included in the paper with proofs included in the appendices.

Guidelines:

- The answer NA means that the paper does not include theoretical results.
- All the theorems, formulas, and proofs in the paper should be numbered and cross-referenced.
- All assumptions should be clearly stated or referenced in the statement of any theorems.
- The proofs can either appear in the main paper or the supplemental material, but if they appear in the supplemental material, the authors are encouraged to provide a short proof sketch to provide intuition.
- Inversely, any informal proof provided in the core of the paper should be complemented by formal proofs provided in appendix or supplemental material.
- Theorems and Lemmas that the proof relies upon should be properly referenced.

4. Experimental Result Reproducibility

Question: Does the paper fully disclose all the information needed to reproduce the main experimental results of the paper to the extent that it affects the main claims and/or conclusions of the paper (regardless of whether the code and data are provided or not)?

Answer: [Yes]

Justification: We included detailed experimental setup descriptions in the appendix and also provided reproducible code in supplementary materials.

Guidelines:

- The answer NA means that the paper does not include experiments.
- If the paper includes experiments, a No answer to this question will not be perceived well by the reviewers: Making the paper reproducible is important, regardless of whether the code and data are provided or not.
- If the contribution is a dataset and/or model, the authors should describe the steps taken to make their results reproducible or verifiable.
- Depending on the contribution, reproducibility can be accomplished in various ways. For example, if the contribution is a novel architecture, describing the architecture fully might suffice, or if the contribution is a specific model and empirical evaluation, it may be necessary to either make it possible for others to replicate the model with the same dataset, or provide access to the model. In general, releasing code and data is often one good way to accomplish this, but reproducibility can also be provided via detailed instructions for how to replicate the results, access to a hosted model (e.g., in the case of a large language model), releasing of a model checkpoint, or other means that are appropriate to the research performed.
- While NeurIPS does not require releasing code, the conference does require all submissions to provide some reasonable avenue for reproducibility, which may depend on the nature of the contribution. For example
 - (a) If the contribution is primarily a new algorithm, the paper should make it clear how to reproduce that algorithm.
 - (b) If the contribution is primarily a new model architecture, the paper should describe the architecture clearly and fully.
 - (c) If the contribution is a new model (e.g., a large language model), then there should either be a way to access this model for reproducing the results or a way to reproduce the model (e.g., with an open-source dataset or instructions for how to construct the dataset).
 - (d) We recognize that reproducibility may be tricky in some cases, in which case authors are welcome to describe the particular way they provide for reproducibility. In the case of closed-source models, it may be that access to the model is limited in some way (e.g., to registered users), but it should be possible for other researchers to have some path to reproducing or verifying the results.

5. Open access to data and code

Question: Does the paper provide open access to the data and code, with sufficient instructions to faithfully reproduce the main experimental results, as described in supplemental material?

Answer: [Yes]

Justification: We include reproducible code in the supplementary materials.

Guidelines:

- The answer NA means that paper does not include experiments requiring code.
- Please see the NeurIPS code and data submission guidelines (<https://nips.cc/public/guides/CodeSubmissionPolicy>) for more details.
- While we encourage the release of code and data, we understand that this might not be possible, so “No” is an acceptable answer. Papers cannot be rejected simply for not including code, unless this is central to the contribution (e.g., for a new open-source benchmark).
- The instructions should contain the exact command and environment needed to run to reproduce the results. See the NeurIPS code and data submission guidelines (<https://nips.cc/public/guides/CodeSubmissionPolicy>) for more details.
- The authors should provide instructions on data access and preparation, including how to access the raw data, preprocessed data, intermediate data, and generated data, etc.
- The authors should provide scripts to reproduce all experimental results for the new proposed method and baselines. If only a subset of experiments are reproducible, they should state which ones are omitted from the script and why.
- At submission time, to preserve anonymity, the authors should release anonymized versions (if applicable).
- Providing as much information as possible in supplemental material (appended to the paper) is recommended, but including URLs to data and code is permitted.

6. Experimental Setting/Details

Question: Does the paper specify all the training and test details (e.g., data splits, hyperparameters, how they were chosen, type of optimizer, etc.) necessary to understand the results?

Answer: [Yes]

Justification: We include experimental details in the appendix and provide a description of experiments in the main text.

Guidelines:

- The answer NA means that the paper does not include experiments.
- The experimental setting should be presented in the core of the paper to a level of detail that is necessary to appreciate the results and make sense of them.
- The full details can be provided either with the code, in appendix, or as supplemental material.

7. Experiment Statistical Significance

Question: Does the paper report error bars suitably and correctly defined or other appropriate information about the statistical significance of the experiments?

Answer: [Yes]

Justification: We include error bars in our experimental figures.

Guidelines:

- The answer NA means that the paper does not include experiments.
- The authors should answer "Yes" if the results are accompanied by error bars, confidence intervals, or statistical significance tests, at least for the experiments that support the main claims of the paper.
- The factors of variability that the error bars are capturing should be clearly stated (for example, train/test split, initialization, random drawing of some parameter, or overall run with given experimental conditions).

- The method for calculating the error bars should be explained (closed form formula, call to a library function, bootstrap, etc.)
- The assumptions made should be given (e.g., Normally distributed errors).
- It should be clear whether the error bar is the standard deviation or the standard error of the mean.
- It is OK to report 1-sigma error bars, but one should state it. The authors should preferably report a 2-sigma error bar than state that they have a 96% CI, if the hypothesis of Normality of errors is not verified.
- For asymmetric distributions, the authors should be careful not to show in tables or figures symmetric error bars that would yield results that are out of range (e.g. negative error rates).
- If error bars are reported in tables or plots, The authors should explain in the text how they were calculated and reference the corresponding figures or tables in the text.

8. Experiments Compute Resources

Question: For each experiment, does the paper provide sufficient information on the computer resources (type of compute workers, memory, time of execution) needed to reproduce the experiments?

Answer: [Yes]

Justification: Include in the experimental detail descriptions in appendix.

Guidelines:

- The answer NA means that the paper does not include experiments.
- The paper should indicate the type of compute workers CPU or GPU, internal cluster, or cloud provider, including relevant memory and storage.
- The paper should provide the amount of compute required for each of the individual experimental runs as well as estimate the total compute.
- The paper should disclose whether the full research project required more compute than the experiments reported in the paper (e.g., preliminary or failed experiments that didn't make it into the paper).

9. Code Of Ethics

Question: Does the research conducted in the paper conform, in every respect, with the NeurIPS Code of Ethics [https://neurips.cc/public/EthicsGuidelines?](https://neurips.cc/public/EthicsGuidelines)

Answer: [Yes]

Justification: This paper is a foundational research on causality which conforms with the code of ethics.

Guidelines:

- The answer NA means that the authors have not reviewed the NeurIPS Code of Ethics.
- If the authors answer No, they should explain the special circumstances that require a deviation from the Code of Ethics.
- The authors should make sure to preserve anonymity (e.g., if there is a special consideration due to laws or regulations in their jurisdiction).

10. Broader Impacts

Question: Does the paper discuss both potential positive societal impacts and negative societal impacts of the work performed?

Answer: [Yes]

Justification: We discuss both potential positive and negative societal impact in Appendix.

Guidelines:

- The answer NA means that there is no societal impact of the work performed.
- If the authors answer NA or No, they should explain why their work has no societal impact or why the paper does not address societal impact.

- Examples of negative societal impacts include potential malicious or unintended uses (e.g., disinformation, generating fake profiles, surveillance), fairness considerations (e.g., deployment of technologies that could make decisions that unfairly impact specific groups), privacy considerations, and security considerations.
- The conference expects that many papers will be foundational research and not tied to particular applications, let alone deployments. However, if there is a direct path to any negative applications, the authors should point it out. For example, it is legitimate to point out that an improvement in the quality of generative models could be used to generate deepfakes for disinformation. On the other hand, it is not needed to point out that a generic algorithm for optimizing neural networks could enable people to train models that generate Deepfakes faster.
- The authors should consider possible harms that could arise when the technology is being used as intended and functioning correctly, harms that could arise when the technology is being used as intended but gives incorrect results, and harms following from (intentional or unintentional) misuse of the technology.
- If there are negative societal impacts, the authors could also discuss possible mitigation strategies (e.g., gated release of models, providing defenses in addition to attacks, mechanisms for monitoring misuse, mechanisms to monitor how a system learns from feedback over time, improving the efficiency and accessibility of ML).

11. Safeguards

Question: Does the paper describe safeguards that have been put in place for responsible release of data or models that have a high risk for misuse (e.g., pretrained language models, image generators, or scraped datasets)?

Answer: [NA]

Justification: This paper does not pose risks for data release or misuse.

Guidelines:

- The answer NA means that the paper poses no such risks.
- Released models that have a high risk for misuse or dual-use should be released with necessary safeguards to allow for controlled use of the model, for example by requiring that users adhere to usage guidelines or restrictions to access the model or implementing safety filters.
- Datasets that have been scraped from the Internet could pose safety risks. The authors should describe how they avoided releasing unsafe images.
- We recognize that providing effective safeguards is challenging, and many papers do not require this, but we encourage authors to take this into account and make a best faith effort.

12. Licenses for existing assets

Question: Are the creators or original owners of assets (e.g., code, data, models), used in the paper, properly credited and are the license and terms of use explicitly mentioned and properly respected?

Answer: [Yes]

Justification: We cite causal de Finetti that this work's code is building on top of.

Guidelines:

- The answer NA means that the paper does not use existing assets.
- The authors should cite the original paper that produced the code package or dataset.
- The authors should state which version of the asset is used and, if possible, include a URL.
- The name of the license (e.g., CC-BY 4.0) should be included for each asset.
- For scraped data from a particular source (e.g., website), the copyright and terms of service of that source should be provided.
- If assets are released, the license, copyright information, and terms of use in the package should be provided. For popular datasets, paperswithcode.com/datasets has curated licenses for some datasets. Their licensing guide can help determine the license of a dataset.

- For existing datasets that are re-packaged, both the original license and the license of the derived asset (if it has changed) should be provided.
- If this information is not available online, the authors are encouraged to reach out to the asset’s creators.

13. **New Assets**

Question: Are new assets introduced in the paper well documented and is the documentation provided alongside the assets?

Answer: [NA]

Justification: The paper does not release new assets.

Guidelines:

- The answer NA means that the paper does not release new assets.
- Researchers should communicate the details of the dataset/code/model as part of their submissions via structured templates. This includes details about training, license, limitations, etc.
- The paper should discuss whether and how consent was obtained from people whose asset is used.
- At submission time, remember to anonymize your assets (if applicable). You can either create an anonymized URL or include an anonymized zip file.

14. **Crowdsourcing and Research with Human Subjects**

Question: For crowdsourcing experiments and research with human subjects, does the paper include the full text of instructions given to participants and screenshots, if applicable, as well as details about compensation (if any)?

Answer: [NA]

Justification: The paper does not involve human subjects.

Guidelines:

- The answer NA means that the paper does not involve crowdsourcing nor research with human subjects.
- Including this information in the supplemental material is fine, but if the main contribution of the paper involves human subjects, then as much detail as possible should be included in the main paper.
- According to the NeurIPS Code of Ethics, workers involved in data collection, curation, or other labor should be paid at least the minimum wage in the country of the data collector.

15. **Institutional Review Board (IRB) Approvals or Equivalent for Research with Human Subjects**

Question: Does the paper describe potential risks incurred by study participants, whether such risks were disclosed to the subjects, and whether Institutional Review Board (IRB) approvals (or an equivalent approval/review based on the requirements of your country or institution) were obtained?

Answer: [NA]

Justification: the paper does not involve crowdsourcing nor research with human subjects.

Guidelines:

- The answer NA means that the paper does not involve crowdsourcing nor research with human subjects.
- Depending on the country in which research is conducted, IRB approval (or equivalent) may be required for any human subjects research. If you obtained IRB approval, you should clearly state this in the paper.
- We recognize that the procedures for this may vary significantly between institutions and locations, and we expect authors to adhere to the NeurIPS Code of Ethics and the guidelines for their institution.
- For initial submissions, do not include any information that would break anonymity (if applicable), such as the institution conducting the review.