

# An Algorithm for the Euclidean Bounded Multiple Traveling Salesman Problem

Víctor Pacheco-Valencia <sup>1</sup> and Nodari Vakhania\* <sup>1</sup>

<sup>1</sup>*Centro de Investigación en Ciencias, Universidad Autónoma del Estado de Morelos, Cuernavaca, Morelos, México*

May 30, 2024

## Abstract

In the Bounded Multiple Traveling Salesman Problem (BMTSP), a tour for each salesman, that starts and ends at the depot and that respects the bounds on the number of cities that a feasible salesman tour should satisfy, is to be constructed. The objective is to minimize the total length of all tours. Already Euclidean traveling salesman problem is *NP*-hard. We propose a 3-Phase heuristic algorithm for the Euclidean BMTSP. We tested the algorithm for the 22 benchmark instances and 168 new problem instances that we created. We report 19 best known solutions for the 22 benchmark instances including the 12 largest ones. For the newly created instances, we compared the performance of our algorithm with that of an ILP-solver CPLEX, which was able to construct a feasible solution for 71% of the instances within the time limit of two hours imposed by us. For about 10% of the smallest new instances, CPLEX delivered slightly better solutions, where our algorithm took less than 180 seconds for the largest of these instances. For the remaining 61% of the instances solved by CPLEX, the solutions by our heuristic were, on average, about 21.5% better than those obtained by CPLEX.

## 1 Introduction

The Multiple Traveling Salesman Problem (MTSP) is an extension of a well-known Traveling Salesman Problem (TSP) in which there are  $k \geq 1$  salesmen, instead of one salesman in TSP. The Bounded Multiple Traveling Salesman Problem (BMTSP), in turn, is an extension of MTSP with an additional restriction on the number of cities that each salesman has to visit. This kind of restriction is important in most real-life applications since each salesman has a fixed working hours within which a restricted number of cities can be visited, where the employer wishes to balance the load of each salesman. Hence, the lower and upper bounds  $m_{\min}$  and  $m_{\max}$  on the number of cities that each salesman should visit, become problem parameters. We have  $n + 1$  cities, among which there is one distinguished city  $d$  called the *depot*, and there are  $k$  salesmen. A feasible tour of a salesman starts in depot, visits at least  $m_{\min}$  and at most  $m_{\max}$  cities, each one exactly once, and returns to the depot. We are given the distance (the transportation cost) between a pair of cities. Here, we consider the Euclidean setting where the distances are naturally determined in a 2-dimensional Euclidean space. The cost of a tour is the sum of the distances between the cities in that tour. The objective is to form  $k$  tours satisfying the just stated restrictions to minimize the total cost of all  $k$  tours.

BMTSP takes into account natural limits on the number of visited cities for each salesman by imposing an upper bound  $m_{\max}$ . At the same time, a lower bound  $m_{\min}$  “controls” the minimal load for each salesman [Roerty, 1974, Okonjo-Adigwe, 1988, Garn, 2021]. In practical terms, an optimal solution provides highest profit for an involved company, customer satisfaction and implies less contamination of the environment.

Already Euclidean TSP is known to be *NP*-hard [Papadimitriou, 1977]. Among the particular applications, we mention those in (1) transportation and delivery processes, where ground and air vehicles combine to optimize package deliveries [Angel et al., 1972, Svestka and Huckfeldt, 1973, Lenstra and Kan, 1975,

---

\*Corresponding author. E-mail: nodari@uaem.mx

Zhang et al., 1999, Zhang et al., 2018, İbroşka et al., 2023]; (2) wireless sensor networks where mobile robots and drones collect data from ground sensors for network connectivity [Saleh and Chelouah, 2004, Zhan and Zeng, 2019, Venkatesh and Singh, 2015]; (3) search, rescue and disaster management, cooperative mission, monitoring and surveillance operations, where routes and rescue efforts are to be optimized [Brumitt and Stentz, 1996, Calvo and Cordone, 2003, Faigl et al., 2005, Ergezer and Leblebicioğlu, 2014, Yanmaz, 2023, Manshadian et al., 2023]; (4) precision agriculture, where mobile robots and drones are used to improve efficiency and productivity [Du, 2017, Dolias et al., 2022, Manshadian et al., 2023]; (5) general multi-robot task allocation and scheduling problems, where task assignment to robots is to be optimized [Gorenstein, 1970, Gilbert and Hofstra, 1992, Tang et al., 2000, Yu et al., 2002, Sariel-Talay et al., 2009, Carter and Ragsdale, 2009, Pacheco-Valencia et al., 2022]. In pragmatic terms, quality solutions to BMTSP offer benefits to workers, customers, society in general, and the whole community as they help to reduce operating costs [Garg et al., 2023] and risks [Manshadian et al., 2023], improve process efficiency, worker and customer satisfaction and timely package deliveries [Garg et al., 2023]. All of this encourages customer loyalty and increases sales while increasing also work efficiency. By reducing fuel consumption, we effectively reduce greenhouse gas emissions, air pollution and worker stress [Rondinelli and Berry, 2000, Tánczos and Török, 2008, Garg et al., 2023].

Next, we give a brief look at the existing literature on the solution methods for MTSP and BMTSP. We refer the reader to [Bektas, 2006] for an extensive overview of the existing approaches for MTSP and its variations, including the one with more than one depot, the bounded MTSP, MTSP with time windows and with a variable number of salesmen. For a more recent survey with a focus on some real-life applications, see [Cheikhrouhou and Khoufi, 2021]. [Pierce, 1969], [Gorenstein, 1970], [Bellmore and Hong, 1974], [Lenstra and Kan, 1975], [Russell, 1977], [Hong and Padberg, 1977], [Rao, 1980], [Jonker and Volgenant, 1988], and [Potvin et al., 1989] use a transformation of MTSP to TSP to obtain approximation solutions. As to the exact methods, [Miller et al., 1960] proposed an integer linear programming (ILP) formulation for the BMTSP imposing only an upper bound  $m_{\max}$  on the number of cities in each tour. [Svestka and Huckfeldt, 1973] proposed an ILP formulation for MTSP and a branch-and-bound algorithm, that was able to solve instances with up to 60 cities. Later [Gavish, 1976] has corrected the ILP from [Svestka and Huckfeldt, 1973]. [Laporte and Nobert, 1980] proposed ILP formulations for symmetric and also asymmetric MTSP with a variable number of salesmen and a common fixed cost  $f$  for each salesman. The proposed straight and inverse algorithms were able to solve optimally instances with up to 100 cities and with up to 10 salesmen. [Christofides et al., 1981] proposed two ILP formulations for the capacitated MTSP, the first one for the uncapacitated symmetric MTSP, which was used to derive a lower bound for the capacitated version. [Ali and Kennington, 1986] proposed a branch-and-bound algorithm for MTSP that obtained optimal solutions for asymmetric instances with sizes up to 100 cities and symmetric Euclidean version with up to 59 cities. [Gavish and Srikanth, 1986] made an attempt to solve larger scale symmetric non-Euclidean MTSP instances with up to 500 cities with  $k = 2, 4, 5, 6, 10$  salesmen, and Euclidean instances with up to 100 cities and 10 salesmen with branch-and-bound. [Kara and Bektas, 2006] presented an ILP formulation for BMTSP with both, lower and upper bounds  $m_{\min}$  and  $m_{\max}$ , and for a few extensions of BMTSP. Using an ILP-solver CPLEX, they were able to solve 18 instances in an average processing time of 13.06 seconds for  $n = 30$ ,  $k = 3, 4, 5$ ,  $m_{\min} \in [3, 5]$  and  $m_{\max} \in [6, 15]$ ; 18 instances in an average processing time of 158.33 seconds for  $n = 50$ ,  $k = 3, 4, 5$ ,  $m_{\min} \in [3, 5]$  and  $m_{\max} \in [10, 25]$ ; and 18 instances in an average processing time of 747.17 seconds for  $n = 70$ ,  $k = 3, 4, 5$ ,  $m_{\min} \in [3, 5]$  and  $m_{\max} \in [15, 30]$ .

Heuristics and meta-heuristics have been used to solve large-sized MTSP and BMTSP instances. A genetic algorithm proposed in [Tang et al., 2000], modeled BMTSP for hot rolling scheduling problem in a Steel Complex. [Carter and Ragsdale, 2002] modeled the production process of pre-printed newspaper advertisements using solutions to MTSP. Later [Carter and Ragsdale, 2006] modified their algorithm and used it to solve 12 Euclidean MTSP instances with  $n = 51$  for  $k = 3, 5, 10$ ;  $n = 100$  for  $k = 3, 5, 10, 20$ ; and  $n = 150$  for  $k = 3, 5, 10, 20, 30$ . [Brown et al., 2007], [Singh and Baghel, 2009] and [Yuan et al., 2013], gave alternative genetic methods considering two objective functions, the maximum length of a salesman tour and the total tour length, and applied them to the 12 instances from [Carter and Ragsdale, 2006]. [Junjie and Dingwei, 2006], created 6 Euclidean two-dimensional BMTSP instances with  $n = 76, 152, 226, 299, 439, 1002$  for  $k = 5$ ,  $m_{\min} = 1$  and  $m_{\max} = 20, 40, 50, 70, 100, 200$  respectively. They compared the solutions obtained by their ant colony optimization algorithm with those from [Tang et al., 2000]. For the three largest instances, they obtained better solutions, while the algorithm from [Tang et al., 2000] was better for the three remaining smallest instances. [Sedighpour et al., 2012], solved the 6 benchmarks instances from [Junjie and Dingwei, 2006] using an alternative genetic algorithm improving earlier best known solutions (BKS) for four of them. [Yousefikhoshbakht et al., 2013] tested their alternative ant colony optimization algorithm for the 6 benchmarks instances from [Junjie and Dingwei, 2006] improving the BKS for 5 of them. [Larki and Yousefikhoshbakht, 2014], proposed a hybrid algorithm for MTSP combining an imperialist competitive algorithm with the Lin-Kernigan algorithm [Lin and Kernighan, 1973]. [Venkatesh and Singh, 2015] proposed an alternative genetic method for MTSP considering two objective functions, the maximum length of

a salesman tour and the total tour length. [Necula et al., 2015] created 16 new Euclidean instances for BMTSP with  $n = 51, 52, 76, 99$  and  $k = 2, 3, 5, 7$  and suggested a few ant colony algorithms, which they compared with the results obtained by solving the corresponding ILP model by CPLEX. Curiously, CPLEX delivered better solutions for all these instances, among which there were 6 optimal ones. [Lo et al., 2018] applied their genetic algorithm to the 6 BMTSP instances from [Junjie and Dingwei, 2006] improving earlier BKS for all these instances. A hybrid genetic algorithm proposed by [Al-Furhud and Ahmed, 2020] improved 5 BKS for the 6 BMTSP benchmarks instances by [Junjie and Dingwei, 2006] A three phase heuristic described in [Pacheco-Valencia et al., 2021] was tested for the existing 22 Euclidean BMTSP benchmark instances, and improved the BKS for the largest of them.

The above mentioned 22 benchmark instances were created using a simple selection of the parameters  $k$ ,  $m_{\min}$  and  $m_{\max}$ . For instance, the five largest ones from [Junjie and Dingwei, 2006] have a fixed value of  $k = 5$  and  $m_{\min} = 1$  with  $m_{\max} \approx n/4.5$ . Inspired by practical scenarios, we created 168 new instances. We derived the new instances from the earlier known TSP instances from TSPLIB [Reinelt, ], where the parameters  $k$ ,  $m_{\min}$  and  $m_{\max}$  were created based on the statistics obtained from a number of real-life applications reflecting the sizes of delivery vehicle fleets currently in use, they also have realistic number of salesmen and realistic ranges  $[m_{\min}, m_{\max}]$  (see Section 7 for the details). In our instances, the parameter  $k$  ranges from 2 to 69, where it ranges from 2 to 7 for the earlier benchmark instances. The newly created instances contain 30 larger sized instances with up to 1577 cities with larger values for both  $n$  and  $k$  compared to the earlier benchmark instances. The newly created problem instances, together with the code of our algorithm and the detailed description of our results are publicly available at [Pacheco-Valencia, 2024].

The heuristic, the Partition, Construction and Improvement (PCI) algorithm, that we propose here, has the worst-case time complexity  $O(k^2 n^4)$  and runs in three phases. Phase 1 partitions the set of cities in  $k$  subsets, phase 2 builds a feasible tour for each of these subsets, and phase 3 improves iteratively the  $k$  tours using hill climbing techniques. We use CII algorithm [Pacheco-Valencia et al., 2020] to solve each of the  $k$  TSP instances to obtain  $k$  feasible tours. (The CII-algorithm with the worst-case time complexity of  $O(n^2)$ , designed for the Euclidean TSP, proved to give good approximation and to be very fast in practice [Pacheco-Valencia et al., 2020]).

A brief description of our experimental study is as follows. For the 22 benchmark BMTSP instances, PCI-algorithm improved the earlier BKS for 15 of them, including the 12 largest ones, and it obtained the earlier BKS for 4 instances. Since no earlier statistics for the newly generated 168 instances were available, we used an ILP-solver CPLEX [IBM, 2024] to judge about the quality of our solutions for these instances. CPLEX was able to obtain 119 solutions, one of them being optimal, within the time limit of 2 hours that was imposed by us. Among these solutions, 17 turned out to be, on average, about 0.8% better than the corresponding solutions from our heuristic. For the remaining 102 instances, the solutions obtained by PCI-algorithm were, on average, about 21.5% better than ones from CPLEX. As to the execution times, for the 119 instances solved by CPLEX, our algorithm was, on average, about 613 times faster. It is remarkable that the solution obtained by PCI-algorithm for the smallest of the former 12 instances, was, in turn, improved by CPLEX. PCI-algorithm was faster than the earlier reported best execution times for all benchmark instances except one (the best time for the latter instance was obtained by the algorithm from [Pacheco-Valencia et al., 2021]). PCI-algorithm delivered solutions in less than one minute for about 81% of the 22 benchmark instances.

The rest of this text is organized as follows. In the next section we give a formal description of our problem and its Integer Linear Programming formulation. The next three sections describe the three phases of our algorithm. Section 3 describes the partitioning procedures used in Phase 1. Subsection 4 describes the procedure of Phase 2 that constructs a feasible tour. Section 5 contains our improvement procedures. Some results from this work, in a preliminary form, were presented at [Pacheco-Valencia et al., 2023].

## 2 Problem definition

First, we define BMTSP. We let  $w(i, j)$  be the cost of a salesman's travel from city  $i$  to city  $j$ . Each city from set  $V \setminus \{d\}$  is to be visited by exactly one salesman. A feasible tour  $T^l$  of salesman  $k$ ,

$$T^l = (d, i_1^l, i_2^l, \dots, i_{m_l-1}^l, i_{m_l}^l, d) \quad (1)$$

starts from the depot, ends in the depot and visits at least  $m_{\min}$  and at most  $m_{\max}$  cities, exactly once each of them; here  $\{i_1^l, \dots, i_{m_l}^l\}$  is the set of cities that salesman  $l$  visits in tour  $T^l$ ,  $m_{\min} \leq m_l \leq m_{\max}$ .

The total cost or the cost of tour  $T^l$ , denoted by  $C(T^l)$ , is the sum of the costs between each pair of cities along that tour:

$$C(T^l) = w(d, i_1^l) + w(i_1^l, i_2^l) + \cdots + w(i_{m_l-1}^l, i_{m_l}^l) + w(i_{m_l}^l, d) \quad (2)$$

A feasible solution (tour)  $T = \{T^1, T^2, \dots, T^k\}$  includes the  $k$  salesmen tours and has the cost

$$C(T) = C(T^1) + C(T^2) + \cdots + C(T^k) \quad (3)$$

The objective is to find an optimal solution (tour), a feasible one with the minimum cost  $\min_T C(T)$ .

Next, we give an ILP formulation of BMTSP, see [Kara and Bektas, 2006] for the details. Let  $G(V, E)$  be a complete, directed weighted graph that defines an instance of BMTSP. The set of vertices,  $V$ , consists of  $n$  elements with indices  $2, \dots, n+1$  and a the depot identified with index 1. We have  $(n+1)^2$  edges, denoted by  $(i, j) \in E$ ,  $(i, j \in V)$ , with weights  $w_{ij} = w(i, j)$  (representing the corresponding distances). In a given solution, for each  $i, j \in V$ , the binary variable  $x_{ij}$  is 1 if the edge  $(i, j)$  is in the solution and it is 0 otherwise. For a given solution, for each  $i \geq 2$ , an integer variable  $u_i$  is the number of vertices before vertex  $i$  in the tour of that solution to which vertex  $i$  belongs.

The ILP formulation is as follows:

$$\text{minimize} \quad \sum_{i=1}^{n+1} \sum_{j=1}^{n+1} w_{ij} x_{ij} \quad (4)$$

Subject to the following restrictions:

$$\sum_{j=2}^{n+1} x_{1j} = k \quad (5)$$

$$\sum_{i=2}^{n+1} x_{i1} = k \quad (6)$$

$$\sum_{i=1}^{n+1} x_{ij} = 1, \quad \text{for } j = 2, \dots, n+1 \quad (7)$$

$$\sum_{j=1}^{n+1} x_{ij} = 1, \quad \text{for } i = 2, \dots, n+1 \quad (8)$$

$$u_i + (m_{\max} - 2)x_{1i} - x_{i1} \leq m_{\max} - 1, \quad \text{for } i = 2, \dots, n+1 \quad (9)$$

$$u_i + x_{1i} + (2 - m_{\min})x_{i1} \geq 2, \quad \text{for } i = 2, \dots, n+1 \quad (10)$$

$$x_{1i} + x_{i1} \leq 1, \quad \text{for } i = 2, \dots, n+1 \quad (11)$$

$$u_i - u_j + m_{\max}x_{ij} + (m_{\max} - 2)x_{ji} \leq m_{\max} - 1, \quad \text{where } 2 \leq i \neq j \leq n+1 \quad (12)$$

$$x_{ij} \in \{0, 1\}, \quad \forall (i, j) \in E \quad (13)$$

Equation (4) is to minimize the solution cost. Equation (5) ( (6), respectively) ensures that exactly  $k$  tours start (end, respectively) in the depot. Equation (7) ensures that each city  $j$  (except the depot) is entered exactly once, and equation (8) ensures that there is exactly one tour that leaves each city  $i$  (except the depot). Inequalities (9) and (10) establish upper and lower limits on the number of cities in each tour. Inequalities (11) ensure that each tour contains at least two cities. Inequality (12) ensures that there are no two different tours containing vertices  $i$  and  $j$  (since  $u_j = u_i + 1$  if and only if  $x_{ij} = 1$  holds).

### 3 Phase 1: The partition

We now describe Phase 1 specifying how the partition of set  $V \setminus \{d\}$  in  $k$  subsets  $V_1, V_2, \dots, V_k$  is performed. The number of nodes in each of these subsets is in range  $[m_{\min}, m_{\max}]$ . Phase 1 consists of stages 1 and 2.

In Stage 1, an initial vertex is chosen for each of the subsets  $V_j$ ,  $j = 1, \dots, k$  randomly. Then iteratively, every  $V_j$  is extended with a vertex, closest to one of the vertices already in  $V_j$ ,  $j = 1, \dots, k$ , until every set  $V_j$  contains exactly  $m_{\min}$  vertices (for none of these subsets the depot is considered).

The so formed partition is final if all vertices from set  $V$  except the depot are included in one of the subsets. Otherwise, stage 2 augments (some of) these subsets as follows. Iteratively for every vertex  $i \in V \setminus \{V_1 \cup \dots \cup V_k \cup \{d\}\}$ , the costs to each vertex  $x \in V_j$  with  $|V_j| < m_{\max}$ ,  $j = 1, \dots, k$ , is calculated; vertex  $i$  is included into any subset containing a vertex closest to  $i$ . Phase 1 returns the resultant complete partition of the set  $V$ ,  $V_1, \dots, V_k$ .

---

**Procedure 1: *PARTITION*( )**

---

```

1 for  $j := 1$  to  $k$  do // Stage 1
2    $V_j := \{ \text{choose a vertex } i \text{ randomly from } V \setminus \{d\} \text{ with no repeats} \}$ 
3 for  $m := 2$  to  $m_{\min}$  do
4   for  $j := 1$  to  $k$  do
5      $V_j := V_j \cup \{i \mid \min_{i \in V \setminus \{V_1 \cup \dots \cup V_k \cup \{d\}\}, l \in V_j} \{w(i, l)\}\}$ 
6 while  $|V \setminus \{V_1 \cup \dots \cup V_k \cup \{d\}\}| > 0$  do // Stage 2
7    $w' := \infty$ 
8   for  $j := 1$  to  $k$  do
9     if  $|V_j| < m_{\max}$  then
10       $i := l \mid \min_{i \in V \setminus \{V_1 \cup \dots \cup V_k \cup \{d\}\}, l \in V_j} \{w(l, l)\}$ 
11       $w := w(l, l) \mid \min_{i \in V \setminus \{V_1 \cup \dots \cup V_k \cup \{d\}\}, l \in V_j} \{w(l, l)\}$ 
12      if  $w < w'$  then
13         $i' := i$ 
14         $w' := w$ 
15         $j' := j$ 
16    $V_{j'} := V_{j'} \cup \{i'\}$ 
17 return  $V_1, \dots, V_k$ 

```

---

**Lemma 1** *The time complexity of Procedure 1 is  $O(kn^3)$ .*

**Proof** In lines 1–2, the loop is repeated  $k$  times, hence, the cost for this loop is  $O(k)$ . In lines 3–5, the loop is repeated  $m_{\min} - 1$  times, and the loop in lines 4–5, is repeated  $(m_{\min} - 1)k$  times. In line 5,  $(n - k)(m_{\min} - 1) = (m_{\min}n - n - m_{\min}k + k)$  comparisons are needed to find the vertex  $i$ . Hence, the time complexity for the loop of lines 3–5 is  $O(m_{\min}^2 kn)$ . In lines 6–16, the loop is repeated  $n - m_{\min}k$  times. In lines 8–15, the loop is repeated  $(n - m_{\min}k)(k) = (kn - m_{\min}k^2)$  times. In lines 10 and 11, the loop requires  $(n - m_{\min}k)(m_{\max} - 1)$  comparisons are needed to find the vertex  $i$ . Given that  $m_{\min}$  and  $m_{\max}$  are bounded from the above by  $n$ , the computational cost for this loop can be expressed as  $O(n^2)$ . Hence, the cost for the loop of lines 6–16 is  $O(kn^3)$ , and the time complexity of Algorithm 1 is  $O(kn) + O(m_{\min}^2 kn) + O(kn^3) = O(kn^3)$  (the second term transforms to  $O(kn^3)$ ).

## 4 Phase 2: Construction

At Phase 2, we use a fast  $O(n^2)$  algorithm for the TSP from [Pacheco-Valencia et al., 2020]. Thus a feasible tour  $T^j$  for each of the subsets  $V_j \cup \{d\}$  is constructed by merely invoking this algorithm, and an initial feasible solution  $T_0 = \{T^1, \dots, T^k\}$  is returned.

---

**Procedure 2: *CONSTRUCTION*( $V_1, \dots, V_k$ )**

---

```

1  $T_0 := \emptyset$ 
2 for  $j := 1$  to  $k$  do
3    $T^j := CII(V_j \cup \{d\})$ 
4    $T_0 := T_0 \cup \{T^j\}$ 
5 return  $T_0$ 

```

---

**Lemma 2** *The time complexity of Procedure 2 is  $O(kn^2)$ .*

**Proof** The procedure has only one loop in which the algorithm from [Pacheco-Valencia et al., 2020] is invoked  $k$  times. Since the number of vertices in each tour is trivially bounded by  $n$ , the time complexity of the algorithm

is  $O(kn^2)$ .

## 5 Phase 3: Improvement

In Phase 3, the improvement of the feasible solution of Phase 2 is carried out in two stages. In stage 1, a sub-tour of some tour is repeatedly determined and inserted to some other tour. Stage 2 iteratively relocates a vertex from a tour within the same or another tour, and it may also interchange two vertices from different tours. We need to following definitions to describe Phase 3 in detail.

The *gain*  $g(j, p, m)$  specifies the reduction of the cost of tour  $T^j = (d, \dots, i_p^j, i_{p+1}^j, \dots, i_{p+m-1}^j, \dots, d)$  when its subtour  $(i_p^j, \dots, i_{p+m-1}^j)$  is removed from that tour. Formally,

$$g(j, p, m) = w(i_{p-1}^j, i_{p+m}^j) - w(i_{p-1}^j, i_p^j) - \sum_{\iota=0}^{m-2} w(i_{p+\iota}^j, i_{p+\iota+1}^j) - w(i_{p+m-1}^j, i_{p+m}^j) \quad (14)$$

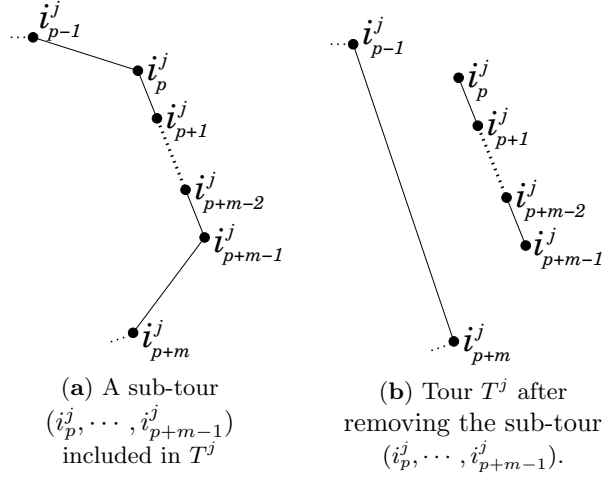


Figure 1: Example of removing of a sub-tour

Now we incorporate sub-tour  $(i_p^j, \dots, i_{p+m-1}^j)$  in tour  $T^l$  between two adjacent vertices, say  $(i_q^l$  and  $i_{q+1}^l$  of that tour (see Fig. 2.a). We apply two alternative ways for the insertion, in the forward and the backward fashions, see Fig. 2.b and 2.c (we will use auxiliary function  $\rho$  with  $\rho = 1$  for the forward and  $\rho = -1$  for the backward insertions). Correspondingly, the cost  $c((i_p^j, \dots, i_{p+m-1}^j), l, q, \rho)$  for the insertion of an sub-tour  $(i_p^j, \dots, i_{p+m-1}^j)$  in  $T^l$  between the vertices  $i_q^l$  and  $i_{q+1}^l$  is

$$c((i_p^j, \dots, i_{p+m-1}^j), l, q, \rho) = \begin{cases} w(i_q^l, i_p^j) + \sum_{\iota=0}^{m-2} w(i_{p+\iota}^j, i_{p+\iota+1}^j) + w(i_{p+m-1}^j, i_{q+1}^l) - w(i_q^l, i_{q+1}^l) & \text{if } \rho = 1 \\ w(i_q^l, i_{p+m-1}^j) + \sum_{\iota=0}^{m-2} w(i_{p+\iota}^j, i_{p+\iota+1}^j) + w(i_p^j, i_{q+1}^l) - w(i_q^l, i_{q+1}^l) & \text{if } \rho = -1 \end{cases}$$

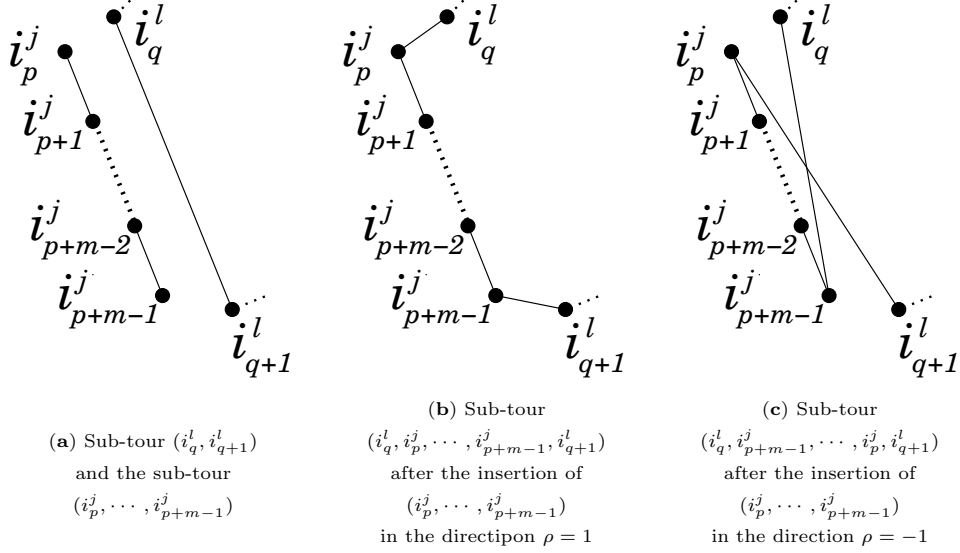


Figure 2: Example of inserting a sub-tour  $(i_p^j, \dots, i_{p+m-1}^j)$  with  $m$  consecutive vertices into tour  $T^l$

We perform either the forward or the backward insertion, one with the minimum cost, determined as follows.

$$\rho(j, p, m, l, q) = \begin{cases} 1 & \text{if } w(i_q^l, i_p^j) + w(i_{p+m-1}^j, i_{q+1}^l) \leq w(i_q^l, i_{p+m-1}^j) + w(i_p^j, i_{q+1}^l) \\ -1 & \text{otherwise} \end{cases}$$

In the formal descriptions, we use an auxiliary global variable  $g$  that keeps track of the gain of relocation/swapping, accomplished in each of the procedures. The parameter  $g$  is used in our halting conditions.

## 5.1 Procedure RELOCATE\_SUBTOURS

Now we describe an iterative procedure that relocates a sub-tour of a tour to another tour until the total cost cannot be reduced. An *admissible* sub-tour of a tour is one that contains no more than  $\eta_{\max}$  vertices, the minimum between the maximum number of vertices that can be removed from a tour  $T^j$ , ( $\max_{j=1, \dots, k} \{m_j - m_{\min}\}$ ) and the maximum number of vertices that can be received by a tour  $T^l$ , ( $\max_{l=1, \dots, k} \{m_{\max} - m_l\}$ ), where  $m_j = |T_j|$ :

$$\eta_{\max} := \min \left\{ \max_{j=1, \dots, k} \{m_j - m_{\min}\}, \max_{l=1, \dots, k} \{m_{\max} - m_l\} \right\}$$

We verify every admissible sub-tour of every tour  $T_j$ . For each admissible sub-tour  $(i_p^j, i_{p+1}^j, \dots, i_{p+m-1}^j)$  of tour  $T^j$ ,  $2 \leq m \leq \eta_{\max}$ ,  $m_j - m \geq m_{\min}$  and  $1 \leq p \leq m_j - m + 1$ , the gain

$$g(j, p, m) + c \left( (i_p^j, i_{p+1}^j, \dots, i_{p+m-1}^j), l, q, \rho(j, p, m, l, q) \right)$$

of its relocation to tour  $T^l$  in between the vertices  $i_q^l$  and  $i_{q+1}^l$ ,  $m_l + m \leq m_{\max}$  and  $0 \leq q \leq m_l$  is calculated.

In case none of the gains are negative, the procedure halts. Otherwise, the relocation is accomplished for any sub-tour with the minimum gain. Then a local search algorithm 2-OPT [Croes, 1958] is carried out for the two modified tours.

**Lemma 3** *The time complexity of Procedure 3 is  $O(k^2 n^4)$ .*

**Proof** In lines 2-20, the loop is repeated less than  $n$  times. In lines 4-14, the loop is repeated less than  $m_{\max} n$  times. Since  $m_{\max}$  is bounded by  $n$ , the cost for this loop is  $O(n^2)$ . In lines 5-14, the loop is repeated less than  $m_{\max} k n$  times, therefore the cost is  $O(k n^2)$ . In lines 7-14, the loop is repeated less than  $m_{\max}^2 k n$  times, therefore the cost is  $O(k n^3)$ . In lines 8-14, the loop is repeated less than  $m_{\max}^2 k^2 n$  times, therefore the cost is  $O(k^2 n^3)$ .

---

**Procedure 3: RELOCATE\_SUBTOURS( $T$ )**


---

```

1  $\eta_{\max} := \min \{ \max_{j=1, \dots, k} \{ m_j - m_{\min} \}, \max_{l=1, \dots, k} \{ m_{\max} - m_l \} \}$ 
2 while  $g < 0$  do
3    $g := \infty$ 
4   for  $m := 2$  to  $\eta_{\max}$  do
5     for  $j := 1$  to  $k$  do
6       if  $m_j - m \geq m_{\min}$  then
7         for  $p := 1$  to  $m_j - m + 1$  do
8           for  $l := 1$  to  $k$  do
9             if  $m_l + m \leq m_{\max}$  then
10              for  $q := 0$  to  $m_l$  do
11                if  $j \neq l \wedge g(j, p, m) + c((i_p^j, \dots, i_{p+m-1}^j), l, q, \rho(j, p, m, l, q)) < g$  then
12                   $g := g(j, p, m) + c((i_p^j, \dots, i_{p+m-1}^j), l, q, \rho(j, p, m, l, q))$ 
13                   $\mu := m, \nu := j, \alpha := p$ 
14                   $\varrho := \rho(j, p, m, l, q), \lambda := l, \beta := q$ 
15   if  $g < 0$  then
16      $T^* := (i_\alpha^\nu, \dots, i_{\alpha+\mu-1}^\nu)$ 
17      $T^\nu :=$  Remove subtour  $T^*$  from tour  $T^\nu$ 
18      $T^\lambda :=$  Insert subtour  $T^*$  into tour  $T^\lambda$  in direction  $\varrho$  between vertices  $i_\beta^\lambda$  and  $i_{\beta+1}^\lambda$ 
19      $T^\nu := 2\text{-OPT}(T^\nu)$ 
20      $T^\lambda := 2\text{-OPT}(T^\lambda)$ 
21 return  $T$ 

```

---

In lines 10-14, the loop is repeated less than  $m_{\max}^3 k^2 n$  times, therefore the cost is  $O(k^2 n^4)$ . In lines 19 and 20, the 2-OPT algorithm is applied, which has a time complexity of  $O(n^2)$ . This algorithm is invoked no more than  $n$  times yielding cost  $O(n^3)$  and the lemma follows.

Based on our experimental study, the average number of repetitions in the above loops (and also in the loop in Procedure MAIN of Section 6) turned out to be about  $\frac{1}{8}n$ . Hence,  $n$  is a bit rough estimation for the practical running times for these loops.

## 5.2 Procedure RELOCATE\_A\_VERTEX

This procedure accomplishes a vertex relocation either within the tour to which it belongs or to another tour. A relocation resulting in a new feasible solution with the minimum (negative) gain is chosen. For that, for each tour  $T^j$  and each vertex  $i_p^j$ ,  $m_j > m_{\min}$  and  $1 \leq p \leq m_j$ , the gain

$$g(j, p, 1) + c\left((i_p^j), l, q, 1\right)$$

of its relocation to tour  $T^l$  in between vertices  $i_q^l$  and  $i_{q+1}^l$ ,  $m_l < m_{\max}$ ,  $0 \leq q \leq m_l$  is calculated. A local search algorithm 2-OPT for the two modified tours is similarly carried out.

**Lemma 4** *The time complexity of Procedure 4 is  $O(k^2 n^2)$ .*

**Proof** In lines 2-11, the loop is repeated  $k$  times. In lines 4-11, the loop is repeated  $m_{\max} k$  times, Since  $m_{\max}$  is bounded by  $n$ , the cost for this loop is  $O(kn)$ . In lines 5-11, the loop is repeated  $m_{\max} k^2$  times, therefore the cost is  $O(k^2 n)$ . In lines 7-11, the loop is repeated  $(m_{\max} - 1)m_{\max} k^2 = m_{\max}^2 k^2 - m_{\max} k^2$  times, therefore the cost is  $O(k^2 n^2)$ . In lines 16 and 17, the 2-OPT algorithm is applied, which has a time complexity of  $O(n^2)$ . Hence this algorithm yields a cost of  $O(n^2)$  and the lemma follows.



---

**Procedure 4: RELOCATE\_A\_VERTEX( $T$ )**

---

```
1  $g := \infty$ 
2 for  $j := 1$  to  $k$  do
3   if  $m_j > m_{\min}$  then
4     for  $p := 1$  to  $m_j$  do
5       for  $l := 1$  to  $k$  do
6         if  $m_l < m_{\max}$  then
7           for  $q := 0$  to  $m_l$  do
8             if  $i_p^j \neq i_q^l \wedge i_p^j \neq i_{q+1}^l \wedge g(j, p, 1) + c((i_p^j), l, q, 1) < g$  then
9                $g := g(j, p, 1) + c((i_p^j), l, q, 1)$ 
10               $\iota := j, \alpha := p$ 
11               $\lambda := l, \beta := q$ 
12 if  $g < 0$  then
13    $i := i_\alpha^\iota$ 
14    $T^\iota :=$  Remove vertex  $i$  from tour  $T^\iota$ 
15    $T^\lambda :=$  Insert vertex  $i$  into tour  $T^\lambda$  between vertices  $i_\beta^\lambda$  and  $i_{\beta+1}^\lambda$ 
16    $T^\iota := 2\text{-OPT}(T^\iota)$ 
17    $T^\lambda := 2\text{-OPT}(T^\lambda)$ 
18 else
19    $g := 0$ 
20 return  $T$ 
```

---

### 5.3 Procedure SWAP\_VERTICALS

This procedure swaps two vertices of different tours. So let  $i_p^j$  be a vertex in tour  $T^j$  and let  $i_q^l$  be a vertex in tour  $T^l$  in current solution  $T$ ,  $j \neq l$ . For every this pair of vertices, the gain

$$g(j, p, 1) + c((i_p^j), l, q, 1) + g(l, q, 1) + c((i_q^l), j, p, 1)$$

obtained by swapping position within solution  $T$  is calculated. A swap with the minimum (negative) gain performed out and again, the 2-OPT algorithm is carried out for the two modified tours.

---

**Procedure 5: SWAP\_VERTICALS( $T$ )**

---

```
1  $g' := \infty$ 
2 for  $j := 1$  to  $k - 1$  do
3   for  $p := 1$  to  $m_j$  do
4     for  $l := j + 1$  to  $k$  do
5       for  $q := 1$  to  $m_l$  do
6         if  $g(j, p, 1) + c((i_p^j), l, q, 1) + g(l, q, 1) + c((i_q^l), j, p, 1) < g'$  then
7            $g' := g(j, p, 1) + c((i_p^j), l, q, 1) + g(l, q, 1) + c((i_q^l), j, p, 1)$ 
8            $\iota := j, \alpha := p$ 
9            $\lambda := l, \beta := q$ 
10 if  $g' < 0$  then
11   Swap the vertices  $i_\alpha^\iota$  and  $i_\beta^\lambda$  from  $T^\iota$  and  $T^\lambda$  respectively
12    $T^\iota := 2\text{-OPT}(T^\iota)$ 
13    $T^\lambda := 2\text{-OPT}(T^\lambda)$ 
14    $g := g + g'$ 
15 return  $T$ 
```

---

**Lemma 5** *The time complexity of Procedure 5 is  $O(k^2n^2)$ .*

**Proof** In lines 2-9, the loop is repeated  $k-1$  times. In lines 3-9, the loop is repeated  $m_{\max}(k-1)$ . Since  $m_{\max}$  is bounded by  $n$ , the computational cost for this loop is  $O(kn)$ . In lines 4-9, the loop is repeated  $m_{\max}(k-1)^2$  times, therefore the computational cost is  $O(k^2n)$ . In lines 5-9, the loop is repeated  $m_{\max}^2(k-1)^2$  times, therefore the computational cost is  $O(k^2n^2)$ . In lines 12 and 13, the 2-OPT algorithm is applied, which has a time complexity of  $O(n^2)$  and the lemma follows.

## 6 Procedure MAIN

Below we give a formal description of the overall algorithm incorporating the earlier described procedures. In summary, for the partition of the set of vertices in  $k$  subsets, constructed in procedure `PARTITION()`, procedure `CONSTRUCTION( $V_1, \dots, V_k$ )` creates an initial solution  $T_0$ , which is transformed to solution  $T_1$  in procedure `RELOCATE_SUBTOURS`. Further improvements are done in procedures `RELOCATE_A_VERTEX` and `SWAP_VERTICES`, which are alternately invoked.

---

### Algorithm 6: $MAIN(V, k, m_{\min}, m_{\max})$

---

```

1  $g := -1$ 
2  $V_1, \dots, V_k := PARTITION()$  // Phase 1
3  $T_0 := CONSTRUCTION(V_1, \dots, V_k)$  // Phase 2
4  $T_1 := RELOCATE\_SUBTOURS(T_0)$  // Phase 3
5  $h := 1$ 
6  $g := -1$ 
7 while  $g < 0$  do
8    $T_{h+1} := RELOCATE\_A\_VERTEX(T_h)$ 
9    $h := h + 1$ 
10   $T_{h+1} := SWAP\_VERTICES(T_h)$ 
11   $h := h + 1$ 
12 return  $T_h$ 

```

---

**Lemma 6** *The worst-case time complexity of the algorithm is  $O(k^2n^4)$ .*

**Proof** The outer loop and the loop in lines 7-11 in procedure 6 is repeated less than  $n$  times. By Lemmas 1, 2, 3, 4 and 5 the time complexities of procedures `PARTITION`, `CONSTRUCTION`, `RELOCATE_SUBTOURS`, `RELOCATE_A_VERTEX` and `SWAP_VERTICES` are  $O(kn^3)$ ,  $O(kn^2)$ ,  $O(k^2n^4)$ ,  $O(k^2n^2)$  and  $O(k^2n^2)$  respectively. Lines 7-11 yield time  $O(k^2n^3)$  and the overall time complexity is  $O(k^2n^4)$ .

## 7 The implementation and results of our experiments

PCI-algorithm was coded in C++ and compiled in g++ on a server with processor 2x Intel Xeon E5-2650 0 @ 2.8 GHz, 32 GB in RAM and GNU/Linux Debian 12 (bookworm) operating system (we used only one CPU in our experiments). We did not keep the cost matrix in computer memory, we were rather calculating the costs using the coordinates of the points. This did not increase the computation time too much but saved considerably computer memory. For instance, for the pr439\_5 instance, only 785 KiB of memory were used, pr1002\_5 consumed 1 MiB, and the largest instance, fl1577\_42, used 1.2 MiB of memory.

The detailed experimental data including the program code, our 168 new instances, the obtained solutions and analysis of our results can be accessed at [Pacheco-Valencia, 2024].

Next, we describe how we created our new problem instances available at [Pacheco-Valencia, 2024]). They were derived from 56 benchmark TSP instances from TSPLIB [Reinelt, ]. For each of these instances, the vertex with index 1 was set as the depot in the corresponding BMTSP instances. We created three BMTSP problem instances for each of the TSP instances by setting three kits of parameters  $k$ ,  $m_{\min}$  and  $m_{\max}$ , as follows. The three chosen values for  $m_{\max}$  were 30, 40, and 50, which were determined based on a private communication with several logistic companies (as an example, computer technicians from a convenience store chain visit up to 30 stores in nearby towns to attend simple repairs in the point-of-sale system; snack distributors visit up to 30 clients in different municipalities; soft drink distributors visit between 40 and 50 stores in a city; snack distributors deliver and arrange their products in 16 to 20 small shops of various sizes). For each so determined  $m_{\max}$ , the corresponding  $m_{\min}$  was set to 0.6 times  $m_{\max}$ . This selection of  $m_{\min}$  was also motivated by practice (in practice, a salesman is assigned such a reasonable number of clients to justify his/her wage). With the so determined bounds, we set the number of salesmen to  $\lceil 1.3n/m_{\max} \rceil$  (such a distribution of  $n$  cities in  $k$  tours ensures that the lower and upper bounds are met as per the specified restrictions).

Table 1: The summary of results for the 22 benchmarks instances from [Junjie and Dingwei, 2006, Necula et al., 2015]

Instance	C(BKS)	Author	Time <sub>BKS</sub>	C(PCI)	Time <sub>PCI</sub>	GAP
pr76_5	153,389.90	[Lo et al., 2018]	354 s	<b>151,568.87</b>	3.83 s	<b>-1.19%</b>
pr152_5	114,752.00	[Al-Furhud and Ahmed, 2020]	NA	<b>113,598.83</b>	22.40 s	<b>-1.00%</b>
pr226_5	147,586.00	[Al-Furhud and Ahmed, 2020]	NA	<b>143,217.88</b>	320.20 s	<b>-2.96%</b>
pr299_5	72,664.00	[Al-Furhud and Ahmed, 2020]	NA	<b>69,574.27</b>	827.31 s	<b>-4.25%</b>
pr439_5	138,527.00	[Al-Furhud and Ahmed, 2020]	NA	<b>134,471.63</b>	1,012.06 s	<b>-2.93%</b>
pr1002_5	329,128.00	[Pacheco-Valencia et al., 2021]	22 s	<b>305,417.67</b>	29,200.62 s	<b>-7.20%</b>
eil51_2	442.32 <sup>a</sup>	[Necula et al., 2015]	NA	442.71	0.07 s	0.09%
eil51_3	464.11 <sup>a</sup>	[Necula et al., 2015]	NA	464.11	1.98 s	0.00%
eil51_5	529.70	[Necula et al., 2015]	NA	529.70	3.57 s	0.00%
eil51_7	605.21	[Necula et al., 2015]	NA	<b>601.99</b>	3.43 s	<b>-0.53%</b>
berlin52_2	7,753.89 <sup>a</sup>	[Necula et al., 2015]	NA	7,753.89	0.86 s	0.00%
berlin52_3	8,106.85 <sup>a</sup>	[Necula et al., 2015]	NA	8,106.85	5.94 s	0.00%
berlin52_5	9,126.33	[Necula et al., 2015]	NA	<b>9,118.29</b>	9.91 s	<b>-0.09%</b>
berlin52_7	9,870.02	[Necula et al., 2015]	NA	<b>9,808.26</b>	10.20 s	<b>-0.63%</b>
eil76_2	558.59 <sup>a</sup>	[Necula et al., 2015]	NA	570.35	0.05 s	2.11%
eil76_3	579.30 <sup>a</sup>	[Necula et al., 2015]	NA	581.20	12.59 s	0.33%
eil76_5	680.67	[Necula et al., 2015]	NA	<b>676.81</b>	2.93 s	<b>-0.57%</b>
eil76_7	759.90	[Necula et al., 2015]	NA	<b>749.61</b>	16.14 s	<b>-1.35%</b>
rat99_2	1,350.73	[Necula et al., 2015]	NA	<b>1,340.39</b>	2.65 s	<b>-0.77%</b>
rat99_3	1,519.49	[Necula et al., 2015]	NA	<b>1,518.72</b>	15.73 s	<b>-0.05%</b>
rat99_5	1,855.83	[Necula et al., 2015]	NA	<b>1,812.40</b>	2.35 s	<b>-2.34%</b>
rat99_7	2,291.82	[Necula et al., 2015]	14 h	<b>2,204.27</b>	2.14 s	<b>-3.82%</b>

<sup>a</sup>Reported as optimal.

Table 1 presents the results obtained by our algorithm for the 22 benchmark instances. The “Instance” column lists the abbreviated names of the instances, the column “ $C(BKS)$ ” displays the cost of the BKS, and the column “Time<sub>BKS</sub>” gives the time at which the corresponding algorithm achieved the BKS (whenever this time is available). The “ $C(PCI)$ ” column shows the cost of the best obtained solution, and the “Time<sub>PCI</sub>” column shows the time that our algorithm required to create this solution. The column “GAP” indicates a relative percentage error between  $C(BKS)$  and  $C(PCI)$  defined as

$$GAP(PCI, BKS) = \frac{C(PCI) - C(BKS)}{C(BKS)} \times 100\% \quad (15)$$

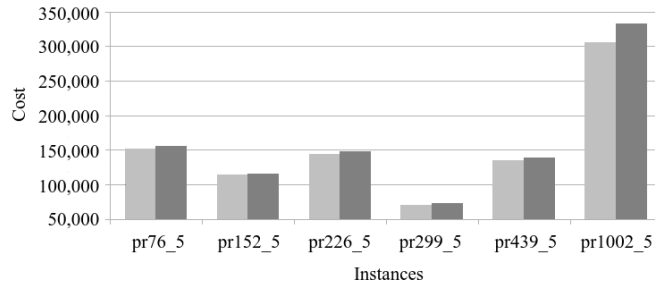
(note that PCI-algorithm improves the earlier BKS for the entries marked in bold, i.e., the negative entries in Table 1).

As we can see from Table 2 below, PCI-algorithm improved the earlier known best costs for the 15 from the 22 benchmark instances (12 of them being the largest ones). It is remarkable that for the problem instance “pr76\_5” the solution obtained by our algorithm was further improved by CPLEX. For the 4 benchmark instances, the solutions obtained by our algorithm have the same cost as the earlier BKS. For the remaining 3 small instances, the ones between 51 and 76 cities and with 2 or 3 salesmen, where optimal solutions were earlier obtained by CPLEX, PCI-algorithm gave the approximation gap of 0.09%, 2.11% and 0.33%.

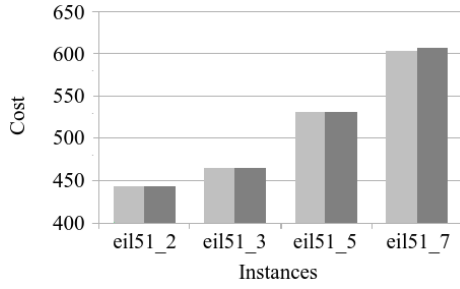
Table 2: Quality of our solutions compared to their BKS for the 22 benchmark instances

Number	Description
14	Solutions with lower cost than their BKS
1	Solution obtained by CPLEX with lower cost than their BKS
3	Solutions equal to optimal solution
1	Solution equal than their BKS
3	Solutions with an error between 0% and 3%

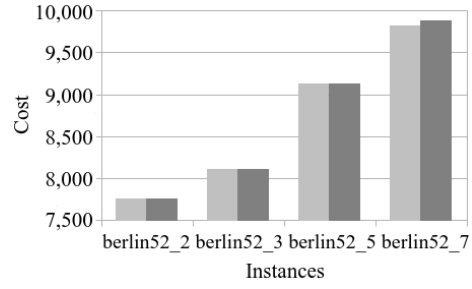
Charts from Figure 3 compare the costs obtained by PCI-algorithm vs earlier known best costs for the 6 instances from [Junjie and Dingwei, 2006] and for 16 instances with the earlier obtained results by CPLEX, as reported in [Necula et al., 2015].



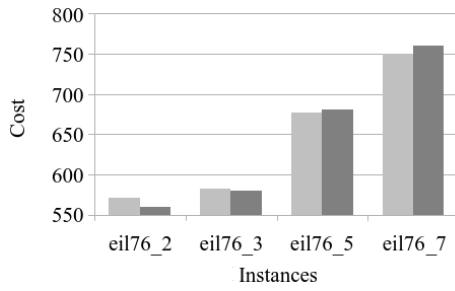
(a) Instances from [Junjie and Dingwei, 2006]



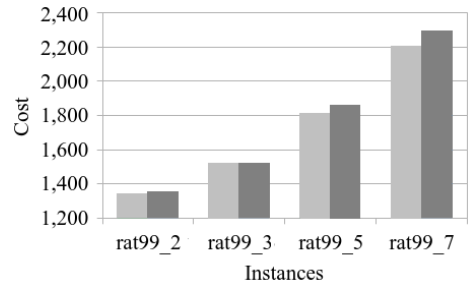
(b) Instances derived from eil51 from [Necula et al., 2015]



(c) Instances derived from berlin52 [Necula et al., 2015]



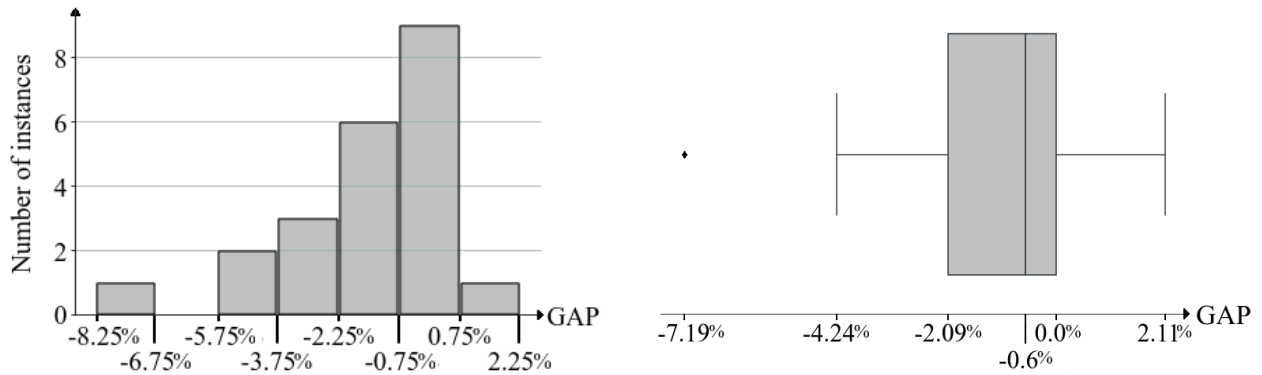
(d) Instances derived from eil76 from [Necula et al., 2015]



(e) Instances derived from rat99 from [Necula et al., 2015]

■ PCI-Algorithm ■ Earlier best performing algorithms

Figure 3: Costs for the 22 benchmarks instances from [Junjie and Dingwei, 2006, Necula et al., 2015]



(a) Histogram

(b) Box plot

Figure 4: Quality of our solutions compared to their BKS for the 22 benchmark instances

In the histogram from Figure 4, the x-axis represents different  $GAP(PCI, BKS)$  ranges (see formula 15) divided into 7 intervals. The y-axis indicates the number of instances that fall within each of these intervals. For instance, the interval with limits of -0.75% and 0.75% has the highest count of 9 instances, followed by intervals with limits between -2.25% and -0.75%, -3.75% and -2.25%, and -5.75% and -3.75%. Figure 4.b displays a box plot illustrating the  $GAP(PCI, BKS)$  distribution (see Formula (15)) for the 22 benchmarks instances. The central box in the plot represents the interquartile range, between the first quartile and the third quartile, covering 50% of the instances. These values fall between -2.09% and 0.00% of the  $GAP(PCI, BKS)$  (the median, represented by the line within the box, is -0.6%). The outlier to the left of the lower whisker at -7.20% corresponds to instance pr1002\_5.

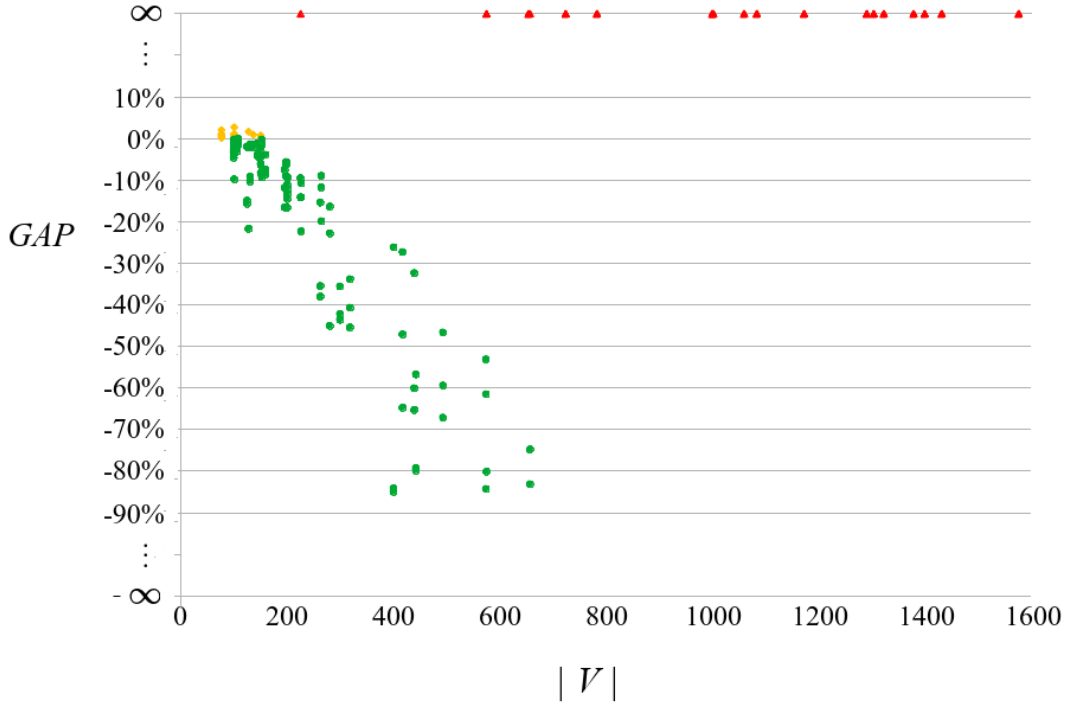


Figure 5:  $GAP(PCI, CPLEX)$  between CPLEX and PCI-algorithm for the 168 new instances

In figure 5 we can observe the dependence of  $GAP(PCI, CPLEX)$  (see equation 15) on the instance sizes. There are 12 instances with size less than 100, where the  $GAP(PCI, CPLEX) \in [0\%, 2.67\%]$ , and 5 instances with size in the range  $[100, 150]$  with  $GAP(PCI, CPLEX)$  0% and 1.61% (yellow dots). For the remaining instances,  $GAP(PCI, CPLEX) < 0$ , i.e., PCI-algorithm gave better solutions (green dots). For 49 instances with more than 574 vertices CPLEX could not provide a feasible solution within the imposed by us time limit of two hours or/and because it ran out of available memory (red dots).

## 8 Conclusions

The proposed PCI-algorithm for the Euclidean BMTSP obtained BKS for 19 of the 22 benchmark instances, including the twelve largest instances. The remaining 3 small benchmark instances were solved optimally by CPLEX. 168 new benchmark instances were created, that are now publicly available. For the 17 smallest of them, CPLEX obtained better solutions (with the maximum  $GAP(PCI, BKS)$  of 2.67% and average  $GAP(PCI, BKS)$  of 0.86%), PCI-algorithm was better for 102 instances (with the maximum  $GAP(PCI, BKS)$  of -85% and average  $GAP(PCI, BKS)$  of -21.42%), whereas CPLEX failed to deliver feasible solutions for the remaining 49 instances within the imposed time limit of two hours.

The random choice of the initial vertex of each subset at Phase-1 yielded diverse initial solutions at different runs and better overall costs. The application of sub-tour relocation in our hill climbing procedure 3 effectively reduced costs of initial solutions. For future work, it would be beneficial to further speed up procedure 3

enhancing phase 3 with faster local search procedures. Another natural direction is the extension of PCI algorithm for other variations of MTSP including capacitated setting and the one with time windows.

## References

- [Al-Furhud and Ahmed, 2020] Al-Furhud, M. A. and Ahmed, Z. H. (2020). Experimental study of a hybrid genetic algorithm for the multiple travelling salesman problem. *Mathematical Problems in Engineering*, 2020:1–13.
- [Ali and Kennington, 1986] Ali, A. I. and Kennington, J. L. (1986). The asymmetric m-travelling salesmen problem: A duality based branch-and-bound algorithm. *Discrete Applied Mathematics*, 13(2-3):259–276.
- [Angel et al., 1972] Angel, R., Caudle, W., Noonan, R., and Whinston, A. (1972). Computer-assisted school bus scheduling. *Management Science*, 18(6):B–279.
- [Bektas, 2006] Bektas, T. (2006). The multiple traveling salesman problem: an overview of formulations and solution procedures. *omega*, 34(3):209–219.
- [Bellmore and Hong, 1974] Bellmore, M. and Hong, S. (1974). Transformation of multisalesman problem to the standard traveling salesman problem. *Journal of the ACM (JACM)*, 21(3):500–504.
- [Brown et al., 2007] Brown, E. C., Ragsdale, C. T., and Carter, A. E. (2007). A grouping genetic algorithm for the multiple traveling salesperson problem. *International Journal of Information Technology & Decision Making*, 6(02):333–347.
- [Brumitt and Stentz, 1996] Brumitt, B. L. and Stentz, A. (1996). Dynamic mission planning for multiple mobile robots. In *Proceedings of IEEE international conference on robotics and automation*, volume 3, pages 2396–2401. IEEE.
- [Calvo and Cordone, 2003] Calvo, R. W. and Cordone, R. (2003). A heuristic approach to the overnight security service problem. *Computers & Operations Research*, 30(9):1269–1287.
- [Carter and Ragsdale, 2002] Carter, A. E. and Ragsdale, C. T. (2002). Scheduling pre-printed newspaper advertising inserts using genetic algorithms. *Omega*, 30(6):415–421.
- [Carter and Ragsdale, 2006] Carter, A. E. and Ragsdale, C. T. (2006). A new approach to solving the multiple traveling salesperson problem using genetic algorithms. *European journal of operational research*, 175(1):246–257.
- [Carter and Ragsdale, 2009] Carter, A. E. and Ragsdale, C. T. (2009). Quality inspection scheduling for multi-unit service enterprises. *European journal of operational research*, 194(1):114–126.
- [Cheikhrouhou and Khoufi, 2021] Cheikhrouhou, O. and Khoufi, I. (2021). A comprehensive survey on the multiple traveling salesman problem: Applications, approaches and taxonomy. *Computer Science Review*, 40:100369.
- [Christofides et al., 1981] Christofides, N., Mingozzi, A., and Toth, P. (1981). Exact algorithms for the vehicle routing problem, based on spanning tree and shortest path relaxations. *Mathematical programming*, 20:255–282.
- [Croes, 1958] Croes, G. A. (1958). A method for solving traveling-salesman problems. *Operations research*, 6(6):791–812.
- [Dolias et al., 2022] Dolias, G., Benos, L., and Bochtis, D. (2022). On the routing of unmanned aerial vehicles (uavs) in precision farming sampling missions. In *Information and Communication Technologies for Agriculture—Theme III: Decision*, pages 95–124. Springer.
- [Du, 2017] Du, B. (2017). A precision spraying mission assignment and path planning performed by multi-quadcopters. In *2017 2nd International Conference on Electrical, Control and Automation Engineering (ECAE 2017)*, pages 233–237. Atlantis Press.
- [Ergezer and Leblebicioğlu, 2014] Ergezer, H. and Leblebicioğlu, K. (2014). 3d path planning for multiple uavs for maximum information collection. *Journal of Intelligent & Robotic Systems*, 73:737–762.
- [Faigl et al., 2005] Faigl, J., Kulich, M., and Preucil, L. (2005). Multiple traveling salesmen problem with hierarchy of cities in inspection task with limited visibility. In *proceedings of the 5th Workshop on Self-Organizing Maps. Universit Paris-Sud*, pages 91–98. Available at [https://www.researchgate.net/publication/228962861\\_Multiple\\_traveling\\_salesmen\\_problem\\_with\\_hierarchy\\_of\\_cities\\_in\\_inspection\\_task\\_with\\_limited\\_visibility](https://www.researchgate.net/publication/228962861_Multiple_traveling_salesmen_problem_with_hierarchy_of_cities_in_inspection_task_with_limited_visibility), (accessed 7 august 2023).

- [Garg et al., 2023] Garg, V., Niranjana, S., Prybutok, V., Pohlen, T., and Gligor, D. (2023). Drones in last-mile delivery: A systematic review on efficiency, accessibility, and sustainability. *Transportation Research Part D: Transport and Environment*, 123:103831.
- [Garn, 2021] Garn, W. (2021). Balanced dynamic multiple travelling salesmen: Algorithms and continuous approximations. *Computers & Operations Research*, 136:105509.
- [Gavish, 1976] Gavish, B. (1976). Note—a note on “the formulation of the m-salesman traveling salesman problem”. *Management Science*, 22(6):704–705.
- [Gavish and Srikanth, 1986] Gavish, B. and Srikanth, K. (1986). An optimal solution method for large-scale multiple traveling salesman problems. *Operations Research*, 34(5):698–717.
- [Gilbert and Hofstra, 1992] Gilbert, K. C. and Hofstra, R. B. (1992). A new multiperiod multiple traveling salesman problem with heuristic and application to a scheduling problem. *Decision Sciences*, 23(1):250–259.
- [Gorenstein, 1970] Gorenstein, S. (1970). Printing press scheduling for multi-edition periodicals. *Management Science*, 16(6):B–373.
- [Hong and Padberg, 1977] Hong, S. and Padberg, M. W. (1977). A note on the symmetric multiple traveling salesman problem with fixed charges. *Operations Research*, 25(5):871–874.
- [IBM, 2024] IBM (2024). IBM Ilog CPLEX optimization studio version 22.1.1. Available at <https://www.ibm.com/academic/home>, (accessed 15 december 2023).
- [İbroşka et al., 2023] İbroşka, B., Özpeynirci, S., and Özpeynirci, Ö. (2023). Multiple traveling salesperson problem with drones: General variable neighborhood search approach. *Computers & Operations Research*, 160:106390.
- [Jonker and Volgenant, 1988] Jonker, R. and Volgenant, T. (1988). An improved transformation of the symmetric multiple traveling salesman problem. *Operations Research*, 36(1):163–167.
- [Junjie and Dingwei, 2006] Junjie, P. and Dingwei, W. (2006). An ant colony optimization algorithm for multiple travelling salesman problem. In *First International Conference on Innovative Computing, Information and Control-Volume I (ICICIC’06)*, volume 1, pages 210–213. IEEE.
- [Kara and Bektas, 2006] Kara, I. and Bektas, T. (2006). Integer linear programming formulations of multiple salesman problems and its variations. *European Journal of Operational Research*, 174(3):1449–1458.
- [Laporte and Nobert, 1980] Laporte, G. and Nobert, Y. (1980). A cutting planes algorithm for the m-salesmen problem. *Journal of the Operational Research society*, 31:1017–1023.
- [Larki and Yousefikhoshbakht, 2014] Larki, H. and Yousefikhoshbakht, M. (2014). Solving the multiple traveling salesman problem by a novel meta-heuristic algorithm. *Journal of Optimization in Industrial Engineering*, 7(16):55–63. Available at <https://sanad.iau.ir/Journal/jie/Article/951443>, (accessed 9 august 2022).
- [Lenstra and Kan, 1975] Lenstra, J. K. and Kan, A. R. (1975). Some simple applications of the travelling salesman problem. *Journal of the Operational Research Society*, 26(4):717–733.
- [Lin and Kernighan, 1973] Lin, S. and Kernighan, B. W. (1973). An effective heuristic algorithm for the traveling-salesman problem. *Operations research*, 21(2):498–516.
- [Lo et al., 2018] Lo, K.-M., Yi, W.-Y., Wong, P.-K., Leung, K.-S., Leung, Y., and Mak, S.-T. (2018). A genetic algorithm with new local operators for multiple traveling salesman problems. *International Journal of Computational Intelligence Systems*, 11(1):692–705.
- [Manshadian et al., 2023] Manshadian, H., Amalnick, M. S., and Torabi, S. A. (2023). Synchronized truck and drone routing under disastrous conditions (case study: urban thoroughfares disinfection). *Computers & Operations Research*, page 106295.
- [Miller et al., 1960] Miller, C. E., Tucker, A. W., and Zemlin, R. A. (1960). Integer programming formulation of traveling salesman problems. *Journal of the ACM (JACM)*, 7(4):326–329.
- [Necula et al., 2015] Necula, R., Breaban, M., and Raschip, M. (2015). Performance evaluation of ant colony systems for the single-depot multiple traveling salesman problem. In *Hybrid Artificial Intelligent Systems: 10th International Conference, HAIS 2015, Bilbao, Spain, June 22-24, 2015, Proceedings 10*, pages 257–268. Springer.
- [Okonjo-Adigwe, 1988] Okonjo-Adigwe, C. (1988). An effective method of balancing the workload amongst salesmen. *Omega*, 16(2):159–163.
- [Pacheco-Valencia, 2024] Pacheco-Valencia, V. (2024). Benchmark for euclidean single-depot bounded multiple travelling salesman problem instances.
- [Pacheco-Valencia et al., 2020] Pacheco-Valencia, V., Hernández, J. A., Sigarreta, J. M., and Vakhania, N. (2020). Simple constructive, insertion, and improvement heuristics based on the girding polygon for the euclidean traveling salesman problem. *Algorithms*, 13(1):5.

- [Pacheco-Valencia et al., 2021] Pacheco-Valencia, V., Vakhania, N., Hernández, J., and Hernández-Gómez, J. C. (2021). A fast algorithm for euclidean bounded single-depot multiple traveling salesman problem. In *Proceedings of the 1st Online Conference on Algorithms*, volume 1, page 0. MDPI. Available at <https://sciforum.net/paper/view/10898>, (accessed 15 Dic 2021).
- [Pacheco-Valencia et al., 2023] Pacheco-Valencia, V. H., Vakhania, N., and Hernández-Aguilar, J. A. (2023). An algorithm to solve the euclidean single-depot bounded multiple traveling salesman problem. In *2023 IEEE World Conference on Applied Intelligence and Computing (AIC)*, pages 7–12. IEEE.
- [Pacheco-Valencia et al., 2022] Pacheco-Valencia, V. H., Vakhania, N., Hernández-Mira, F. Á., and Hernández-Aguilar, J. A. (2022). A multi-phase method for euclidean traveling salesman problems. *Axioms*, 11(9):439.
- [Papadimitriou, 1977] Papadimitriou, C. H. (1977). The euclidean travelling salesman problem is np-complete. *Theoretical computer science*, 4(3):237–244.
- [Pierce, 1969] Pierce, J. F. (1969). Direct search algorithms for truck-dispatching problems. *Transportation Research*, 3(1):1–42.
- [Potvin et al., 1989] Potvin, J.-Y., Lapalme, G., and Rousseau, J.-M. (1989). A generalized k-opt exchange procedure for the mtsp. *INFOR: Information Systems and Operational Research*, 27(4):474–481.
- [Rao, 1980] Rao, M. (1980). A note on the multiple traveling salesmen problem. *Operations Research*, 28(3-part-1):628–632.
- [Reinelt, ] Reinelt, G. [dataset] library of sample instances for the tsp (and related problems). Available at <http://comopt.ifl.uni-heidelberg.de/software/TSPLIB95/>, (accessed 15 april 2021).
- [Roerty, 1974] Roerty, D. F. (1974). *M-salesman balanced tours traveling salesman problem with multiple visits to cities allowed*. PhD thesis, Texas Tech University. Available at <https://ttu-ir.tdl.org/bitstream/handle/2346/18193/31295002299211.pdf?sequence=1>, (accessed 19 August 2022).
- [Rondinelli and Berry, 2000] Rondinelli, D. and Berry, M. (2000). Multimodal transportation, logistics, and the environment: managing interactions in a global economy. *European Management Journal*, 18(4):398–410.
- [Russell, 1977] Russell, R. A. (1977). An effective heuristic for the m-tour traveling salesman problem with some side conditions. *Operations research*, 25(3):517–524.
- [Saleh and Chelouah, 2004] Saleh, H. A. and Chelouah, R. (2004). The design of the global navigation satellite system surveying networks using genetic algorithms. *Engineering Applications of Artificial Intelligence*, 17(1):111–122.
- [Sariel-Talay et al., 2009] Sariel-Talay, S., Balch, T. R., and Erdogan, N. (2009). Multiple traveling robot problem: A solution based on dynamic task selection and robust execution. *IEEE/ASME Transactions On Mechatronics*, 14(2):198–206.
- [Sedighpour et al., 2012] Sedighpour, M., Yousefikhoshbakht, M., and Mahmoodi Darani, N. (2012). An effective genetic algorithm for solving the multiple traveling salesman problem. *Journal of Optimization in Industrial Engineering*, 4(8):73–79. Available at [http://www.qjie.ir/article\\_89.html](http://www.qjie.ir/article_89.html), (accessed 15 august 2020).
- [Singh and Baghel, 2009] Singh, A. and Baghel, A. S. (2009). A new grouping genetic algorithm approach to the multiple traveling salesperson problem. *Soft Computing*, 13:95–101.
- [Svestka and Huckfeldt, 1973] Svestka, J. A. and Huckfeldt, V. E. (1973). Computational experience with an m-salesman traveling salesman algorithm. *Management Science*, 19(7):790–799.
- [Tánczos and Török, 2008] Tánczos, K. and Török, Á. (2008). Impact of transportation on environment. *Periodica Polytechnica Transportation Engineering*, 36(1-2):105–110.
- [Tang et al., 2000] Tang, L., Liu, J., Rong, A., and Yang, Z. (2000). A multiple traveling salesman problem model for hot rolling scheduling in shanghai baoshan iron & steel complex. *European Journal of Operational Research*, 124(2):267–282.
- [Venkatesh and Singh, 2015] Venkatesh, P. and Singh, A. (2015). Two metaheuristic approaches for the multiple traveling salesperson problem. *Applied Soft Computing*, 26:74–89.
- [Yanmaz, 2023] Yanmaz, E. (2023). Joint or decoupled optimization: Multi-uav path planning for search and rescue. *Ad Hoc Networks*, 138:103018.
- [Yousefikhoshbakht et al., 2013] Yousefikhoshbakht, M., Didehvar, F., and Rahmati, F. (2013). Modification of the ant colony optimization for solving the multiple traveling salesman problem. *Romanian Journal of Information Science and Technology*, 16(1):65–80. Available at <https://romjist.ro/content/pdf/05-myousefikhoshbakht.pdf>, (accessed 15 august 2020).
- [Yu et al., 2002] Yu, Z., Jinhai, L., Guochang, G., Rubo, Z., and Haiyan, Y. (2002). An implementation of evolutionary computation for path planning of cooperative mobile robots. In *Proceedings of the 4th World Congress on Intelligent Control and Automation (Cat. No. 02EX527)*, volume 3, pages 1798–1802. IEEE.



- [Yuan et al., 2013] Yuan, S., Skinner, B., Huang, S., and Liu, D. (2013). A new crossover approach for solving the multiple travelling salesmen problem using genetic algorithms. *European journal of operational research*, 228(1):72–82.
- [Zhan and Zeng, 2019] Zhan, C. and Zeng, Y. (2019). Aerial–ground cost tradeoff for multi-uav-enabled data collection in wireless sensor networks. *IEEE Transactions on Communications*, 68(3):1937–1950.
- [Zhang et al., 2018] Zhang, R., Zhao, H., and Moon, I. (2018). Range-based truck-state transition modeling method for foldable container drayage services. *Transportation Research Part E: Logistics and Transportation Review*, 118:225–239.
- [Zhang et al., 1999] Zhang, T., Gruver, W., and Smith, M. H. (1999). Team scheduling by genetic search. In *Proceedings of the Second International Conference on Intelligent Processing and Manufacturing of Materials. IPMM'99 (Cat. No. 99EX296)*, volume 2, pages 839–844. IEEE.