
PromptWizard: Task-Aware Agent-driven Prompt Optimization Framework

Eshaan Agarwal* Vivek Dani* Tanuja Ganu Akshay Nambi
Microsoft Research India
{akshayn, taganu}@microsoft.com

Abstract

Large language models (LLMs) have revolutionized AI across diverse domains, showcasing remarkable capabilities. Central to their success is the concept of prompting, which guides model output generation. However, manual prompt engineering is labor-intensive and domain-specific, necessitating automated solutions. This paper introduces PromptWizard, a novel framework leveraging LLMs to iteratively synthesize and refine prompts tailored to specific tasks. Unlike existing approaches, PromptWizard optimizes both prompt instructions and in-context examples, maximizing model performance. The framework iteratively refines prompts by mutating instructions and incorporating negative examples to deepen understanding and ensure diversity. It further enhances both instructions and examples with the aid of a critic, synthesizing new instructions and examples enriched with detailed reasoning steps for optimal performance. PromptWizard offers several key features and capabilities, including computational efficiency compared to state-of-the-art approaches, adaptability to scenarios with varying amounts of training data, and effectiveness with smaller LLMs. Rigorous evaluation across 35 tasks on 8 datasets demonstrates PromptWizard’s superiority over existing prompt strategies, showcasing its efficacy and scalability in prompt optimization.

1 Introduction

Foundational models like GPT-4 [8], Gemini [7], and LLaMa [43] have transformed the AI landscape, demonstrating remarkable abilities across diverse fields such as medicine, law, agriculture, education, and robotics [4, 35, 29, 56, 31, 18, 1, 48]. These models excel in complex tasks like diagnosis [38, 23], question answering [24, 15], and coding [20, 37]. Central to their success is the concept of prompting, which involves providing input to guide the model’s output. Prompting plays a crucial role in determining the performance of foundational models, with numerous studies highlighting its significant impact [47, 45, 30]. Prompting significantly impacts model performance, making *prompt engineering*—designing and refining prompts—crucial for accurate results. Prompt strategies also influence reasoning, tool usage [36], and multi-modal understanding [50]. Recent research enhances prompt strategies, like Med-PaLM2 employing expert-crafted exemplars for medical tasks [39]. However, manual crafting of prompts is costly, time-intensive and domain-specific. Given the significant impact of prompt, the question arises: *Can prompt engineering be automated?*

Automatically discovering optimal prompts is a central challenge in the era of large language models (LLMs) [32, 58]. While open-source LLMs offer the option to use their internal states or gradients for training additional parameters, such as soft prompting [22, 19] or reinforcement learning [5, 55], these approaches face scalability issues with larger models and are impractical for closed-source LLMs accessed via APIs. This necessitates gradient-free prompt optimization strategies. Automatic Prompt Engineer (APE) [58] was an early attempt to automate the creation and optimization of prompts

*Equal Contributions

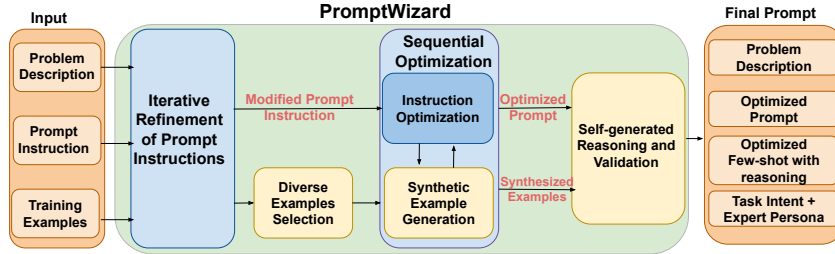


Figure 1: Overview of PromptWizard framework.

by searching across a vast space of potential instructions and input-output examples. Building on APE, Automatic Prompt Optimization (APO) [32], TEMPERA [55] were further introduced to improve prompt instructions. More recent efforts, such as MedPrompt [30], PromptBreeder [9], PromptAgent [46], Optimization by Prompting (OPRO) [53], and EvoPrompt [11], aim to enhance prompts using LLMs through various mutation techniques or by identifying few-shot examples.

Building on these works, we introduce PromptWizard, a novel approach that leverages the power of LLMs to synthesize and optimize prompts. PromptWizard is a general purpose framework that holistically optimizes both the prompt instruction and in-context learning examples to maximize task performance. PromptWizard operates in two phases: (i) *Preprocessing (one-time)*, where it takes a high-level problem description and training samples, and employs LLMs as agents throughout its process to steer and optimize the final prompt. These LLM agents are prompted to mutate, score, critic, synthesize, reason and validate both prompts and examples. (ii) *Inference*, where the final prompt and in-context examples are applied to all test samples in the dataset. Our approach follows a principled strategy through several key steps (See Figure 1):

1. **Iterative Refinement of Prompt Instructions:** We refine prompt instructions iteratively by mutating them with diverse thinking styles, evaluating against training samples, and refining with an LLM critic. This tailors the instructions to guide the model’s output effectively.
2. **Identification of Diverse Examples:** We strategically obtain diverse examples by identifying negative samples during evaluation on a small subset of training data. These examples enhance the diversity and performance of the prompt.
3. **Sequential Optimization of Prompt Instructions and Examples:** Leveraging a critic, we identify shortcomings in current negative examples and use this feedback to generate new synthetic examples that are diverse and relevant. These are subsequently used to further synthesize and refine the prompt instruction, thus adapting to problem context.
4. **Self-generated Reasoning and Validation:** We generate a detailed reasoning chain with Chain-of-Thought (CoT) for the newly synthesized examples, that assist the model with additional information on solving the problem. This deepens the prompt’s understanding, leading the model to generate more accurate responses.
5. **Integration of Task Intent and Expert Persona:** Our process aligns prompts with human understanding and reasoning by integrating task intent and expert personas [40], enhancing model performance and interpretability.

Our study demonstrates that the *optimal prompt strategy for LLMs combines enhanced prompt instructions (augmented and refined) with strategic few-shot examples, incorporating reasoning and negative or synthesized instances to maximize task performance*. Our work stands out from previous works in several key aspects, (i) *Holistic Optimization*: While recent methods like PromptBreeder [9], OPRO [53], and EvoPrompt [11] focus solely on prompt instruction mutation through various approaches, PromptWizard takes a holistic approach by optimizing both prompt instructions and in-context examples through a principled exploration strategy. (ii) *Efficient Example Synthesis*: Unlike MedPrompt [30], which generates offline CoT reasoning for all training examples leading to computational overhead (in addition to excessive inference cost-5x per query), PromptWizard synthesizes new examples efficiently using a fixed set of samples (max 25), reducing computational costs while maintaining performance. (iii) *Enhanced Error Analysis*: While PromptAgent [46] reflects on model errors to improve prompt instructions, PromptWizard goes further by using the critic to self-reflect on examples, informing the generation of new synthetic examples. (iv) *Guided Iterative Optimization*: Unlike APE [58], APO [32], and Tempera [55], suffer from unguided exploration, PromptWizard employs a principled approach guided by LLMs as agents ensuring efficient mutation, refinement, criticism, and generation of instructions and examples.

We demonstrate PromptWizard’s ability to automatically explore and synthesize prompts across various domains, maximizing task accuracy. Through extensive experiments on 35 tasks across 8 datasets—including commonsense reasoning (CSQA [42], SQA [10]), math problems (GSM8k [3]), hate speech classification (Ethos [27]), complex domain-specific tasks (MMLU [12], Big-Bench-Hard [6, 41]), and medical challenges (MedQA [13], PubMedQA [14])—we show PromptWizard outperforms state-of-the-art (SOTA) methods like PromptBreeder, PromptAgent, EvoPrompt, OPRO, APE, APO, and Tempera, as well as foundational models like GPT-4 and Gemini with the best prompt by **+5% improvement**. Notably, PromptWizard matches MedPrompt’s performance on medical datasets with significantly lower computational overhead.

This is one of the first prompt optimization work evaluated across a diverse range of tasks and datasets, showcasing PromptWizard’s adaptability across domains. Furthermore, while previous approaches relied on large models like GPT4 [8] and PALM2 [7] as their underlying LLMs, we show that even with a smaller model like Llama-70B [43], PromptWizard achieves similar performance, making it highly effective with significantly lower computational costs. Finally, PromptWizard demonstrates its effectiveness even with a modest number of training examples (just 5), making it suitable for scenarios where comprehensive datasets are unavailable. This underscores the importance of users being able to easily curate a few representative examples, that allows PromptWizard to explore and synthesize high-quality prompts in real-world scenarios. With the advent of more powerful LLMs, PromptWizard’s ability to synthesize effective prompts is poised to further improve.

PromptWizard exemplifies a paradigm shift from ‘*learning from data*’ to ‘*learning what data to learn from*’ and further ‘*learning what data to generate to learn from*,’ showcasing the evolution from traditional learning with training samples to the innovative methods of learning from negative examples and generating new synthetic examples. To summarize, our key contributions are as follows:

- **Introduction of PromptWizard**, a general purpose framework utilizing LLMs to iteratively synthesize and refine prompts tailored to specific tasks. Notably, PromptWizard sequentially optimizes both the prompt instruction and in-context examples.
- **Demonstration of PromptWizard’s performance and computational efficiency** compared to SOTA approaches like MedPrompt and PromptBreeder. Additionally, it addresses scenarios with varying amounts of training data, including cases with just a handful of representative examples, common in real-world applications.
- **Rigorous evaluations and ablation analyses** of PromptWizard across 35 tasks on 8 datasets, showcasing its superiority over SOTA prompt strategies. We also highlight the efficacy of PromptWizard with smaller LLMs, showcasing its adaptability to other models.

2 Related Work

Several efforts have focused to develop diverse optimization strategies and automate the task of creating optimal prompts. We examine the current landscape, approaches and their limitations.

Prompt Strategies: The limitations of manually crafted prompts drive the necessity for automatically discovering optimal prompts [28, 25, 49]. These handcrafted prompts tend to lack robustness, require extensive domain expertise, are time-intensive to create, and struggle to adapt to new models and variations [26, 33]. Recent research proposes various techniques to automatically define prompts [53, 11]. For instance, APE [58] uses a Monte Carlo search-based method to iteratively propose and select optimal prompts. Similarly, APO [32] uses numerical gradient descent to critique and iteratively improve prompts. TEMPERA [55] edits prompts at test time using reinforcement learning, leveraging prior knowledge and adapting to different queries. While these approaches generate quality prompts, they are inefficient due to their unguided nature, large search space, and training inefficiencies[9]. In contrast, our approach, PromptWizard, employs a principled strategy by mutating prompts and synthesizing new examples with the assistance of LLMs to derive effective task-specific prompts.

Automated Prompt Engineering Techniques: Concurrently with our work, several approaches have explored diverse strategies for automatically crafting prompts [9, 46, 58]. For instance, PromptBreeder [9] generates multiple prompt versions by mutating them using different thinking styles, employing an LLM as a mutator to generate and evolve prompts in a self-referential manner. The initial step of PromptWizard —iterative refinement of prompt instructions—draws inspiration from PromptBreeder but extends the mutation process to include self-refinement with the assistance of an LLM critic. Similarly, Optimization by Prompting (OPRO) [53] varies the prompt using a single mutation prompt and evaluates it on a small, fixed set of training samples. In contrast, PromptWizard evaluates the refined instruction against a random set of examples, making the instruction refinement

more effective. EvoPrompt [11] also employs a fixed mutation prompt, combined with another prompt that asks for a mutant of the difference between two parent prompts to iteratively produce new prompts. However, EvoPrompt depends on initial hand-designed task prompts, whereas PromptWizard streamlines this process using LLM agents for mutation, refinement, and critic to generate new prompts. Unlike other methods, PromptWizard harnesses LLMs to enhance prompts and examples, iteratively refining both and integrating task intent and expert personas. This comprehensive approach enriches the model’s understanding, boosting real-world performance significantly.

In-Context Learning (ICL) and Example Selection: Recent progress in prompt optimization involves merging in-context learning (ICL) with example selection, where a few prompt examples significantly impact model performance. Ongoing efforts strive to refine methods for selecting optimal examples, considering informativeness, diversity, and redundancy to comprehensively represent the task [51, 34, 57, 21, 2]. MedPrompt [30] introduces a dynamic few-shot example selection strategy at inference time for medical datasets. It embeds each dataset example into a vector space and generating a self-generated chain of thought. During inference, it embeds the task query and selects top-k examples for few-shot learning. It also employs choice shuffle ensembling for robustness. However, this approach involves substantial computational overhead during preprocessing and inference, limiting its scalability. For instance, MedPrompt [30] needs 10,000 LLM calls for preprocessing on 10,000 MedQA training samples to generate COT reasoning. However, inferring 1,200 questions demands 6,000 calls due to using 5x more calls per query for ensembling during inference. In contrast, PromptWizard very closely matches MedPrompt’s performance across datasets but with a significant reduction in preprocessing computational load. This is thanks to the strategic use of negative samples and LLMs as critics to generate new examples. Additionally, PromptWizard doesn’t add any overhead during inference since the optimized prompt and examples stay fixed for all queries, unlike MedPrompt, which needs 5x more LLM calls per query.

3 PromptWizard Framework

We introduce PromptWizard, a general-purpose, agent-based framework that leverages the capabilities of large language models (LLMs) to iteratively synthesize and refine prompts tailored to specific tasks across various domains. PromptWizard accepts a high-level problem description and a set of training samples as input, then autonomously generates a new prompt with few-shot in-context examples to maximize task accuracy. Unlike existing methods, PromptWizard efficiently explores and derives effective prompts even with limited training samples.

Problem Formulation. In our approach, we start with an initial prompt instruction denoted as P (e.g., “Let’s think step by step to arrive at the solution of this mathematical problem”), along with a problem description D and a set of training samples represented as $(Q, A) = \{(q_i, a_i)\}_{i=1}^N$, where q_i and a_i are input-output pairs (questions and answers). The LLM model L generates outputs based on these inputs and the prompt, with the probability of generating each output determined by $p_l(a_i | q_i, P, a_f, q_f)$, where q_f and a_f are the selected input-output pairs used as few-shot examples in the prompt. The objective of PromptWizard is to iteratively synthesize and refine both the prompt and few-shot examples to maximize task accuracy A , which is the performance of the LLM model on the target task. The refined prompt, denoted as \hat{P} , should guide the LLM model to generate more accurate outputs for the given task.

3.1 Overall Approach

Figure 1 illustrates the PromptWizard framework. Leveraging LLMs’ abilities to autonomously generate, refine, and critic data, PromptWizard’s key steps include: refining prompt instructions, identifying diverse examples, optimizing instructions and examples, self-generated reasoning and validation, and integrating task intent and expert persona. The final optimized prompt includes: <optimized prompt instruction>, <problem description>, <in-context examples with reasoning chains>, <human intent>, <expert persona>, and <prompt guidelines for desired output format>. All the corresponding Prompt Templates are provided in Appendix 10. PromptWizard operates in two phases: a one-time preprocessing phase and an inference phase. During preprocessing, a fixed optimized prompt and few-shot examples are generated for a specific task on a dataset. This optimized prompt and examples are then used for every new query during inference. The number of LLM agent invocations is fixed during preprocessing due to systematic prompt exploration (see Section 4 for details). Importantly, PromptWizard requires no additional LLM invocations during inference. This approach maximizes computational efficiency and minimizes resource usage and latency.

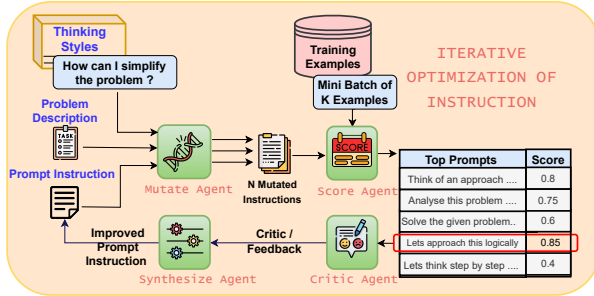


Figure 2: Iterative optimization of prompt instruction.

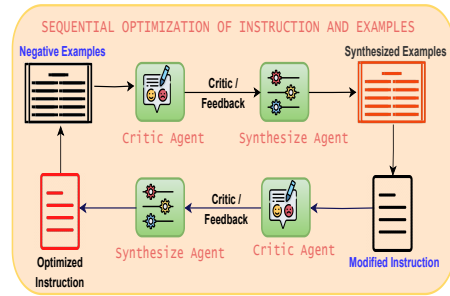


Figure 3: Sequential optimization of instructions and examples.

3.2 Iterative Refinement of Prompt Instructions

The goal is to synthesize new, task-specific prompt instructions. We use different LLM agents systematically to iteratively create and refine these instructions as follows (see Figure 2):

1. **MutateAgent**: Starting with the initial problem description, we utilize a set of predefined diverse thinking styles to assist the **MutateAgent** in generating new mutated prompt instructions. These thinking styles are cognitive heuristics guiding **MutateAgent** in rephrasing prompts to elicit diverse responses. Leveraging the 39 thinking styles defined in PromptBreeder [9], such as “How can I simplify the problem?” and “What are alternative perspectives on this problem?”, **MutateAgent** randomly selects several thinking styles and generates corresponding mutated instructions in a single LLM call for efficiency. Figure 4 shows examples of mutated prompts for an initial problem description on the GSM8K.
2. **ScoringAgent**: To evaluate the effectiveness of mutated prompts, we employ **ScoringAgent**. It evaluates mutated prompts against a small set of training examples, providing a performance score. We randomly select a mini-batch of $k = 5$ training examples and derive a score based on number of mini-batches whose all examples were correctly obtained, with a minimum of 3 batches. The mutated prompt with the highest score progresses to the next step. Examples of mutated prompts with their scores are shown in Figure 2 and 4.
3. **CriticAgent**: The **CriticAgent** provides feedback on the best mutated prompt to iteratively enhance it. It takes the best mutated prompt along with examples where it performed well or poorly to derive additional insights for improvement. Examples of critic feedback on the best mutated prompt are depicted in Figure 4.
4. **SynthesizeAgent**: Using feedback from **CriticAgent**, **SynthesizeAgent** refines the prompt instruction. It takes the best mutated prompt and the critic feedback to generate an improved, refined prompt instruction (see Figure 4).

This entire iterative refinement of the prompt instruction is performed across multiple rounds to derive a best improved prompt instruction tailored to the specific task.

3.3 Identification of Diverse Examples

We now turn our attention on selecting a set of candidate examples to incorporate into the prompt. The examples chosen significantly affect model performance [34, 57, 21, 2]. Diverse examples are vital for LLMs to understand various information. We start by extracting candidate examples from the dataset to optimize prompt instructions and few-shot examples. Our strategy involves including a few negative examples –where the current prompt fails– in order to refine the prompt and understand data challenges. We use a scoring mechanism to assess the prompt’s effectiveness against randomly selected examples from the dataset. We randomly select 25 examples and iterate over it till we find $\langle \text{few shot count} \rangle$ number of negative examples (usually takes 5 iterations). If not, we just pick 5 out of the 25 examples randomly. This targeted approach boosts efficiency by avoiding the need to evaluate the entire dataset for negative examples. Figure 5 illustrates one such negative example where the prompt failed in GSM8k.

3.4 Sequential Optimization of Prompt Instructions and Few-Shot Examples

Current prompt optimization typically focuses on either the prompt instruction or the few-shot examples for in-context learning (ICL). However, the PromptWizard framework proposes sequential optimization approach that considers both components, enhancing task performance. This approach

TOP 3 MUTATED PROMPTS :

- "Let's devise a step-by-step experiment to reach the solution of this mathematical problem."
- "Let's simplify and tackle this mathematical problem step by step to make it easier to solve."
- "Let's list out ideas and apply them one by one, thinking step by step, to solve mathematical problems."

TOP SCORED PROMPT:

"Provide question answering on mathematical school grade questions that require multi-step reasoning. The problems should take between 2 and 8 steps to solve, and solutions primarily involve performing a sequence of elementary calculations using basic arithmetic operations (+ - / *) to reach the final answer. Lets think step by step to arrive at the solution of this mathematical problem",

CRITIQUE/FEEDBACK :

Firstly, the instruction doesn't specify the need for the agent to understand the problem context, such as interpreting relationships. Secondly, the instruction lacks clarity on the agent's ability to handle percentages and real-world scenarios. Understanding sequences of actions and their impact are crucial. Lastly, the instruction doesn't mention the agent's ability to handle time conversions, such as converting an hourly rate to a per-minute rate.

REFINED PROMPT :

Provide question answering on mathematical school grade problems that require multi-step reasoning and understanding of the problem's context. The problems should take between 2 and 8 steps to solve, and solutions primarily involve performing a sequence of elementary calculations using basic arithmetic operations (+ - / *), handling percentages, and converting them into numbers. The agent should be able to interpret real-world scenarios and understand the implications of the problem, including handling time conversions. The agent should also be able to follow a sequence of actions and their impact on the final answer. Let's think step by step to arrive at the solution of this mathematical problem.

Figure 4: Iterative Prompt Refinement.

has two main goals: (i) Analyzing previously selected negative examples with a CriticAgent to provide detailed feedback, utilized by the SynthesizeAgent to generate new synthetic examples. These are more diverse, robust, and task-relevant, guiding the model towards accurate answers. (ii) The new synthetic examples, along with the improved prompt, are analyzed using a CriticAgent to refine the instruction, optimized with the new synthetic few-shot examples. These steps iterate to arrive at an optimized prompt instruction and synthetic few-shot examples.

Few-shot example optimization: Figure 5 demonstrates the critic's feedback on a negative example alongside the newly generated synthetic examples. (i) CriticAgent: This utilizes candidate/negative examples from the previous stage, along with the enhanced prompt, to decide how examples should evolve to be more diverse and task-relevant. (ii) SynthesizeAgent: This incorporates feedback from the CriticAgent to generate new examples suitable for few-shot learning.

Prompt optimization: (i) CriticAgent: This considers the new few-shot examples alongside the enhanced prompt to get feedback and determine how the prompt instruction should evolve to accommodate the more diverse examples. (ii) SynthesizeAgent: This agent leverages feedback from the CriticAgent to synthesize and refine the prompt instruction.

3.5 Self-generated Reasoning and Validation

Now that we have the optimized prompt along with the generated few-shot examples, we further refine the prompt with additional information to improve the model's performance. We rely on the hypothesis that chain-of-thought few-shot examples can enhance model performance [50, 44, 54]. Specifically, we automatically generate a detailed reasoning chain for each selected few-shot example, to guide the model on problem-solving. (i) ReasoningAgent: This takes the selected few-shot examples and generates a detailed reasoning chain for each example to facilitate problem-solving. (ii) ValidateAgent: This conducts validation of the synthetic example and its reasoning chain, crucial for reducing scenarios where the model has hallucinated or generated factually incorrect examples or reasoning chains.

3.6 Integration of Task Intent and Expert Persona

To enhance LLMs' task performance, we integrate task intent and expert guidance into prompts (see Figure 6). (i) Task Intent: This prevents output divergence from task requirements, especially in specialized domains. By incorporating specific hints or keywords [40], inspired by human methodology, we guide the model to apply relevant approaches accurately. We generate these cues using SynthesizeAgent, informed by initial problem description. (ii) Expert Persona: To maintain consistency and relevance in LLM interactions, we incorporate an expert persona into prompts [52]. Without a defined persona, responses can vary unpredictably. We generate expert persona using SynthesizeAgent, based on problem description, thus guiding the model's behavior effectively.

EXAMPLES:

[Question]: Albert is wondering how much pizza he can eat in one day. He buys 2 large pizzas and 2 small pizzas. A large pizza has 16 slices and a small pizza has 8 slices. If he eats it all, how many pieces does he eat that day?

[Answer]: He eats 32 from the largest pizzas because $2 \times 16 = 32$. He eats 16 from the small pizza because $2 \times 8 = 16$. He eats 48 pieces because $32 + 16 = 48$. The answer is 48.

CRITIQUE/FEEDBACK :

This example is simple and straightforward, involving basic multiplication and addition. It's relevant and relatable to students. However, it could be improved by adding a bit more complexity, such as introducing fractions or percentages.

SYNTHETIC EXAMPLES:

[Question]: Albert buys a pizza that is cut into 8 slices. He eats 3 slices and gives 2 slices to his friend. He then buys another pizza that is cut into 12 slices and eats half of it. How many slices of pizza does Albert have left?

[Answer]: From the first pizza, Albert has $8 - 3 - 2 = 3$ slices left. From the second pizza, Albert eats $12 / 2 = 6$ slices, so he has $12 - 6 = 6$ slices left. In total, Albert has $3 + 6 = 9$ slices of pizza left. The answer is 9.

EXPERT IDENTITY :

You are a mathematics educator with a deep understanding of elementary and middle school mathematics. You are experienced in teaching multi-step problem-solving techniques and have a knack for breaking down complex problems into manageable steps. Your expertise lies in basic arithmetic operations such as addition, subtraction, multiplication, and division. You can provide clear, step-by-step solutions to mathematical problems that require multi-step reasoning. You are patient and thorough, ensuring that each step is clearly explained and understood. Your ability to simplify complex problems and guide students through the problem-solving process makes you an excellent resource for answering school-grade mathematical questions.

INTENT : Mathematical Reasoning, Multi-step Problem Solving, Basic Arithmetic Operations, Data Analysis, Solution Verification

Figure 5: Synthetic Example Generation.

Figure 6: Task Intent and Expert Persona.

4 Implementation Details

Tasks and Datasets. We comprehensively evaluate PromptWizard on 35 tasks spanning 8 diverse datasets across various domains. These include medical challenges (MedQA [13], PubMedQA [14]), commonsense reasoning (CSQA [42], SQA [10]), math reasoning problems (GSM8k [3]), hate speech classification (Ethos [27]), and complex domain-specific tasks (MMLU [12] 6 medical tasks, Big-Bench-Hard-23 [41]). Appendix 7 provides details of the datasets, its train/test splits. Note, for PromptWizard we use only 25 examples from the train data and test on the entire test data.

Implementation Details. The source code for PromptWizard is available for the community².

1. **Base LLMs.** The base LLM used by PromptWizard during inference is GPT-4 by default (*GPT-4, 0613* [17]). However, we also evaluate its performance with other LLMs such as GPT-3.5 (gpt-35-turbo (0125)) and Llama-70B (Llama 2 70B-Chat [16]) to assess efficacy (Section 5.3).
2. **LLM Agents.** PromptWizard relies on LLMs acting as agents for specific tasks, including MutateAgent, ScoringAgent, CriticAgent, SynthesizeAgent, ReasoningAgent, and ValidateAgent. By default, these agents use the GPT-4, but we also experiment with smaller LLMs like Llama-70B to test PromptWizard’s robustness in synthesizing effective prompts.
3. **Hyper parameters.** PromptWizard relies on several parameters to control the level of exploration and evolution at each stage see Appendix 8 for details of all parameters.
4. **Computational efficiency.** Algorithm 1 describes the total LLM calls made by PromptWizard during preprocessing (one-time), which derives the most effective prompt and few-shot examples (see Appendix 8 for parameter description). Note that during inference, each query uses only the default *one* LLM call.

Algorithm 1 Total LLM Calls Calculation

- 1: **Calculation:** Input: Hyperparameters, Result: Total LLM Calls
 - 2: **refine_instructions_component** \leftarrow mutate_refine_rounds \times (mutate_rounds \times style_variations + min_example_correct_count + critic + synthesize)
 - 3: **seq_iter_component** \leftarrow max_seq_iter \times (ex_critic + ex_synthesize + inst_critic + inst_synthesize)
 - 4: **other_components** \leftarrow max_example_count + reasoning + validation + intent + persona
 - 5: **Total LLM Calls** \leftarrow refine_instructions_component + seq_iter_component + other_components
 - 6: Total LLM calls = $\{5 \times ((5 \times 3) + 5 + 1 + 1)\} + \{5\} + \{5 \times ((1 + 1) + (1 + 1))\} + \{1 + 1\} + \{1 + 1\} = 110 + 5 + 20 + 2 + 2$
 - 7: Total LLM calls = 139.
-

5 Results

5.1 Performance Analysis Against Various Prompting Baselines

Table 1 presents the performance comparison of PromptWizard against state-of-the-art foundational models like GPT-4, Gemini ultra and prompt optimization approaches such as PromptBreeder [9] and MedPrompt [30]. For tasks where baseline models haven’t been evaluated, we denote the entries with ‘-’ (not applicable). Across all tasks and datasets, the prompts derived using PromptWizard consistently outperforms GPT-4, Gemini Ultra and PromptBreeder. It’s noteworthy that the evaluation is conducted using the same test data and few-shot settings. On average, PromptWizard achieves nearly **+5% improvement** over GPT-4, Gemini and PromptBreeder, highlighting the effectiveness of our principled approach in prompt synthesis and refinement. Particularly on reasoning tasks like GSM8k, PromptWizard exhibits a significant performance boost (+11.9%) compared to PromptBreeder, attributed to its ability to synthesize diverse few-shot examples with reasoning steps.

We compare the efficacy of PromptWizard with MedPrompt, that is evaluated mostly on medical domain datasets. While PromptWizard achieves comparable performance to MedPrompt on datasets like PubMedQA, MedQA, and MMLU-6 medical tasks, it does so at significantly lower computational and latency costs. Specifically, PromptWizard requires only 139 LLM calls (see Algo 1) to achieve the current accuracy, whereas MedPrompt makes 73.2 times more LLM calls in MedQA, 3.5 times more in PubMedQA, and 1.1 times more in MMLU medical datasets during preprocessing. Additionally, during the inference step, MedPrompt makes 5 times more calls than PromptWizard for each new query. This is because MedPrompt generates offline COT reasoning for all train/dev/val examples during preprocessing with MedQA having 10k+ train examples, PubMedQA with 500, and MMLU has 153 examples. In contrast, we use just 25 examples (5 mini-batch to select diverse

²The source code will be released soon.

		PB*	GPT 4*	Gemini*	Medprompt*	PW (ours)
General domain	GSM8k	83.5	92.0	94.4	–	95.4
	CSQA	85.9	–	–	–	86.4
	SQA	80.2	–	–	–	80.8
	Ethos	89.0	–	–	–	89.4
	BBH (23)	–	–	83.6	–	88.1
Medical	MedQA	–	81.4	–	90.2	84.4
	PubMedQA	–	75.2	–	82.0	78.2
	MMLU - Med (6)	–	87.4	–	94.3	89.5

Table 1: PromptWizard (PW) comparison to state-of-the-art foundational models (GPT 4 [8] and Gemini Ultra [7]) and prompt optimization approaches (PB: PromptBreeder [9] and MedPrompt [30]). * sourced directly from the original reports.

Datasets	5 (eg)	25 (eg)
MMLU- physics	75.5	79.4
GSM8k	94.0	95.4
Ethos	86.4	89.4
PubMedQA	68.0	78.2
MedQA	80.4	82.9
Average	80.9	85.0

Table 2: PromptWizard’s performance with 5 examples.

Datasets	Llama-70B	GPT-4
GSM8k	94.6	95.4
Ethos	89.2	89.4
Average	91.9	92.4

Table 3: Performance with smaller LLMs.

Models	With PW	Without PW
GPT-4	95.4	92
GPT-3.5	75.6	57.1
Llama-70B	90.2	56.8

Table 4: Performance with different Base LLMs on GSM8k.

examples and then synthesize them further). Moreover, during inference, PromptWizard does just 1 LLM call as compared to 5 calls per query for MedPrompt. It’s important to note that our baseline comparison is limited to PromptBreeder and MedPrompt, as the other baseline numbers from APE, APO, EvoPrompt, PromptAgent, and OPRO are significantly lower. Appendix 11 shows final best prompts with few-shot examples for each dataset.

Summary: *PromptWizard demonstrates the ability to generate effective prompt instructions and few-shot examples with reasoning across various tasks and datasets, outperforming popular baselines while maintaining significantly reduced computational and latency overheads.*

5.2 PromptWizard Efficacy with Fewer Training Examples

In real-world situations, data availability can be limited, with tasks changing or lacking curated train/test data. We show how PromptWizard excels in creating effective prompts using just 3-5 examples, showcasing its efficacy in few-shot learning scenarios.

To simulate this setup, we randomly select *just 5* examples as our training data, which PromptWizard utilizes for all its evaluations, critics, and the generation of new synthesized examples that are diverse and representative of the tasks. Table 2 presents the effectiveness of PromptWizard across 5 tasks when provided with only 5 training examples (5 eg) compared to having access to the complete training set (25 eg). Remarkably, PromptWizard achieves very similar performance, with only a **4% reduction** in accuracy on average when limited to just 5 random training examples. This effectiveness is primarily attributed to the effective synthetic example generation coupled with a detailed reasoning chain, enabling the prompt to guide the model to generate accurate answers. It’s worth noting that to ensure robust evaluation, we report average numbers after three experimental runs.

Summary: *PromptWizard demonstrates its effectiveness even with a modest number of training examples, making it suitable for scenarios where comprehensive datasets are unavailable.*

5.3 PromptWizard with Smaller LLMs

Up until now, we’ve utilized GPT-4 as the LLM for all agents during preprocessing. Here, we assess the effectiveness of PromptWizard’s methodology when LLM agents employ a smaller model such as Llama-70B. It’s important to note that the smaller model, Llama-70B, is only utilized during preprocessing to derive an effective prompt alongside few-shot examples and reasoning. During inference, we continue to use the default GPT-4 as the base LLM. The rationale behind this approach is to significantly reduce computational overhead by using a smaller model during preprocessing, while still relying on a powerful model during inference to maximize task accuracy.

Table 3 displays task accuracy across multiple datasets when a smaller model like Llama-70B is employed for the agents, compared to the default GPT-4 during preprocessing. Notably, the final prompt generated by PromptWizard using Llama-70B exhibits very comparable performance (<1%

accuracy drop) compared to prompts generated using GPT-4. This underscores the effectiveness of PromptWizard’s principled methodology and its adaptability to different LLM models.

Summary: *PromptWizard achieves identical task performance when optimal prompts are generated using a smaller LLM model, demonstrating its versatility and robustness across model sizes.*

5.4 Ablation Analysis

We conduct two types of ablation analysis: (i) examining the use of different base LLMs, and (ii) assessing the effectiveness of individual stages of PromptWizard.

Different Base LLMs. We investigate PromptWizard’s performance across different LLMs by experimenting with three scenarios: using GPT-4, GPT-3.5, or Llama-70B as both the base LLM (during inference) and the agent LLMs (during preprocessing). Table 4 displays the model’s performance with and without PromptWizard (PW) on the GSM8k dataset. Notably, with PromptWizard, we observe improvements in task accuracy across all models, with increases close to +18% and +33% for GPT-3.5 and Llama-70B models, respectively. For baselines without PromptWizard, we employ the same setting of few-shot + COT [43]. Similar trends are observed for other datasets.

Summary: *PromptWizard can be applied across different classes of LLMs, and our evaluation demonstrates its significant improvement in task performance across various model families.*

Effectiveness of different stages of PromptWizard. We now examine the effects of individual stages of our methodology, evaluating each setting with few-shot examples. Table 5 illustrates the impact of different stages on PromptWizard, assessed on GSM8k and Ethos datasets. The mutation and scoring in the first stage (iterative refinement of prompt instruction) can enhance performance by 1 – 2%. Incorporating critic feedback and refinement in this stage further increases performance by 3 – 5%. Furthermore, integrating task intent and expert persona leads to a performance improvement ranging from 0.5 – 1%. Finally, reasoning on few-shot examples emerges as a significant factor in boosting prompt performance across datasets. This ablation study underscores the significance of individual agents within the PromptWizard framework, as they work collectively to enhance prompt and model performance.

	GSM8k	Ethos
All	95.4	89.4
No Mutation and Scoring	95.2	87.1
No Critic and Synthesize	90.9	86.9
No intent & Expert	95	88.7
No Reasoning	45.9	87.6

Table 5: Ablation Study

6 Conclusions

This work presents PromptWizard, a general purpose framework for automating prompt and example synthesis tailored to specific tasks. Through extensive evaluation across diverse datasets, PromptWizard consistently outperforms SOTA foundational models and prompt optimization approaches, demonstrating an average improvement of 5%. Importantly, PromptWizard showcases remarkable efficacy even with limited training examples and smaller LLMs, with only a marginal reduction in accuracy. Ablation analyses underscore the significance of PromptWizard’s individual stages, emphasizing its ability to enhance task performance through iterative refinement, diverse example synthesis, and reasoning. This work democratizes access to effective prompt engineering, enabling more efficient and accurate utilization of LLMs across various domains and applications. Moving forward, future research will focus on refining the validation chain of synthetic examples within PromptWizard to bolster model robustness and reliability. Additionally, deploying PromptWizard for real-world applications with minimal training data will broaden its applicability in resource-constrained scenarios.

Limitations: While our work enhances prompt performance, certain practical considerations remain. Firstly, ensuring the adaptability of our approach to new tasks requires careful verification despite extensive experimentation. Secondly, conducting prompt response testing before real-world deployment is essential to validate effectiveness. Finally, while we automate prompt engineering, human expertise remains indispensable in guiding and refining the optimization process.

References

- [1] A. Brohan, N. Brown, J. Carbajal, Y. Chebotar, X. Chen, K. Choromanski, T. Ding, D. Driess, A. Dubey, C. Finn, P. Florence, C. Fu, M. G. Arenas, K. Gopalakrishnan, K. Han, K. Hausman, A. Herzog, J. Hsu, B. Ichter, A. Irpan, N. Joshi, R. Julian, D. Kalashnikov, Y. Kuang, I. Leal, L. Lee, T.-W. E. Lee, S. Levine, Y. Lu, H. Michalewski, I. Mordatch, K. Pertsch, K. Rao, K. Reymann, M. Ryoo, G. Salazar, P. Sanketi, P. Sermanet, J. Singh, A. Singh, R. Soricut, H. Tran, V. Vanhoucke, Q. Vuong, A. Wahid, S. Welker, P. Wohlhart, J. Wu, F. Xia, T. Xiao, P. Xu, S. Xu, T. Yu, and B. Zitkovich. Rt-2: Vision-language-action models transfer web knowledge to robotic control, 2023.
- [2] Y. Chen, C. Zhao, Z. Yu, K. McKeown, and H. He. On the relation between sensitivity and accuracy in in-context learning, 2024.
- [3] K. Cobbe, V. Kosaraju, M. Bavarian, M. Chen, H. Jun, L. Kaiser, M. Plappert, J. Tworek, J. Hilton, R. Nakano, C. Hesse, and J. Schulman. Training verifiers to solve math word problems, 2021.
- [4] P. Colombo, T. P. Pires, M. Boudiaf, D. Culver, R. Melo, C. Corro, A. F. T. Martins, F. Esposito, V. L. Raposo, S. Morgado, and M. Desa. Saullm-7b: A pioneering large language model for law, 2024.
- [5] M. Deng, J. Wang, C.-P. Hsieh, Y. Wang, H. Guo, T. Shu, M. Song, E. Xing, and Z. Hu. RLPrompt: Optimizing discrete text prompts with reinforcement learning. In Y. Goldberg, Z. Kozareva, and Y. Zhang, editors, *Proceedings of the 2022 Conference on Empirical Methods in Natural Language Processing*, pages 3369–3391, Abu Dhabi, United Arab Emirates, Dec. 2022. Association for Computational Linguistics. doi: 10.18653/v1/2022.emnlp-main.222. URL <https://aclanthology.org/2022.emnlp-main.222>.
- [6] A. S. et. al. Beyond the imitation game: Quantifying and extrapolating the capabilities of language models, 2023.
- [7] G. T. et. al. Gemini: A family of highly capable multimodal models, 2024.
- [8] O. et. al. Gpt-4 technical report, 2024.
- [9] C. Fernando, D. Banarse, H. Michalewski, S. Osindero, and T. Rocktäschel. Promptbreeder: Self-referential self-improvement via prompt evolution, 2023.
- [10] M. Geva, D. Khashabi, E. Segal, T. Khot, D. Roth, and J. Berant. Did aristotle use a laptop? a question answering benchmark with implicit reasoning strategies, 2021.
- [11] Q. Guo, R. Wang, J. Guo, B. Li, K. Song, X. Tan, G. Liu, J. Bian, and Y. Yang. Connecting large language models with evolutionary algorithms yields powerful prompt optimizers, 2024.
- [12] D. Hendrycks, C. Burns, S. Basart, A. Zou, M. Mazeika, D. Song, and J. Steinhardt. Measuring massive multitask language understanding, 2021.
- [13] D. Jin, E. Pan, N. Oufattole, W.-H. Weng, H. Fang, and P. Szolovits. What disease does this patient have? a large-scale open domain question answering dataset from medical exams, 2020.
- [14] Q. Jin, B. Dhingra, Z. Liu, W. W. Cohen, and X. Lu. Pubmedqa: A dataset for biomedical research question answering, 2019.
- [15] E. Kamaloo, N. Dziri, C. Clarke, and D. Rafiei. Evaluating open-domain question answering in the era of large language models. In A. Rogers, J. Boyd-Graber, and N. Okazaki, editors, *Proceedings of the 61st Annual Meeting of the Association for Computational Linguistics (Volume 1: Long Papers)*, pages 5591–5606, Toronto, Canada, July 2023. Association for Computational Linguistics. doi: 10.18653/v1/2023.acl-long.307. URL <https://aclanthology.org/2023.acl-long.307>.
- [16] M. Learn. Deploying llama models in azure ai studio, 2024. URL <https://learn.microsoft.com/en-us/azure/ai-studio/how-to/deploy-models-llama?tabs=llama-two>.

- [17] M. Learn. Openai models in azure ai services, 2024. URL <https://learn.microsoft.com/en-us/azure/ai-services/openai/concepts/models>.
- [18] H. Lee. The rise of chatgpt: Exploring its potential in medical education. *Anatomical Sciences Education*, 2023. doi: 10.1002/ase.2270. Advance online publication.
- [19] B. Lester, R. Al-Rfou, and N. Constant. The power of scale for parameter-efficient prompt tuning. In M.-F. Moens, X. Huang, L. Specia, and S. W.-t. Yih, editors, *Proceedings of the 2021 Conference on Empirical Methods in Natural Language Processing*, pages 3045–3059, Online and Punta Cana, Dominican Republic, Nov. 2021. Association for Computational Linguistics. doi: 10.18653/v1/2021.emnlp-main.243. URL <https://aclanthology.org/2021.emnlp-main.243>.
- [20] Y. Li, D. Choi, J. Chung, N. Kushman, J. Schrittwieser, R. Leblond, T. Eccles, J. Keeling, F. Gimeno, A. Dal Lago, T. Hubert, P. Choy, C. de Masson d’Autume, I. Babuschkin, X. Chen, P.-S. Huang, J. Welbl, S. Gowal, A. Cherepanov, J. Molloy, D. J. Mankowitz, E. Sutherland Robson, P. Kohli, N. de Freitas, K. Kavukcuoglu, and O. Vinyals. Competition-level code generation with alphacode. *Science*, 378(6624):1092–1097, Dec. 2022. ISSN 1095-9203. doi: 10.1126/science.abq1158. URL <http://dx.doi.org/10.1126/science.abq1158>.
- [21] J. Liu, D. Shen, Y. Zhang, B. Dolan, L. Carin, and W. Chen. What makes good in-context examples for GPT-3? In E. Agirre, M. Apidianaki, and I. Vulić, editors, *Proceedings of Deep Learning Inside Out (DeeLIO 2022): The 3rd Workshop on Knowledge Extraction and Integration for Deep Learning Architectures*, pages 100–114, Dublin, Ireland and Online, May 2022. Association for Computational Linguistics. doi: 10.18653/v1/2022.deelio-1.10. URL <https://aclanthology.org/2022.deelio-1.10>.
- [22] X. Liu, Y. Zheng, Z. Du, M. Ding, Y. Qian, Z. Yang, and J. Tang. Gpt understands, too, 2023.
- [23] V. Liévin, C. E. Hother, A. G. Motzfeldt, and O. Winther. Can large language models reason about medical questions?, 2023.
- [24] P. Lu, S. Mishra, T. Xia, L. Qiu, K.-W. Chang, S.-C. Zhu, O. Tafjord, P. Clark, and A. Kalyan. Learn to explain: Multimodal reasoning via thought chains for science question answering, 2022.
- [25] A. Madaan and A. Yazdanbakhsh. Text and patterns: For effective chain of thought, it takes two to tango, 2022.
- [26] S. Mirchandani, F. Xia, P. Florence, B. Ichter, D. Driess, M. G. Arenas, K. Rao, D. Sadigh, and A. Zeng. Large language models as general pattern machines, 2023.
- [27] I. Mollas, Z. Chrysopoulou, S. Karlos, and G. Tsoumakas. Ethos: a multi-label hate speech detection dataset. *Complex & Intelligent Systems*, 8(6):4663–4678, Jan. 2022. ISSN 2198-6053. doi: 10.1007/s40747-021-00608-2. URL <http://dx.doi.org/10.1007/s40747-021-00608-2>.
- [28] M. Moradi and M. Samwald. Evaluating the robustness of neural language models to input perturbations. In M.-F. Moens, X. Huang, L. Specia, and S. W.-t. Yih, editors, *Proceedings of the 2021 Conference on Empirical Methods in Natural Language Processing*, pages 1558–1570, Online and Punta Cana, Dominican Republic, Nov. 2021. Association for Computational Linguistics. doi: 10.18653/v1/2021.emnlp-main.117. URL <https://aclanthology.org/2021.emnlp-main.117>.
- [29] H.-T. Nguyen, R. Goebel, F. Toni, K. Stathis, and K. Satoh. How well do sota legal reasoning models support abductive reasoning?, 2023.
- [30] H. Nori, Y. T. Lee, S. Zhang, D. Carignan, R. Edgar, N. Fusi, N. King, J. Larson, Y. Li, W. Liu, R. Luo, S. M. McKinney, R. O. Ness, H. Poon, T. Qin, N. Usuyama, C. White, and E. Horvitz. Can generalist foundation models outcompete special-purpose tuning? case study in medicine, 2023.
- [31] R. Peng, K. Liu, P. Yang, Z. Yuan, and S. Li. Embedding-based retrieval with llm for effective agriculture information extracting from unstructured data, 2023.

- [32] R. Pryzant, D. Iter, J. Li, Y. T. Lee, C. Zhu, and M. Zeng. Automatic prompt optimization with "gradient descent" and beam search, 2023.
- [33] L. Reynolds and K. McDonell. Prompt programming for large language models: Beyond the few-shot paradigm, 2021.
- [34] O. Rubin, J. Herzig, and J. Berant. Learning to retrieve prompts for in-context learning, 2022.
- [35] J. Savelka, K. D. Ashley, M. A. Gray, H. Westermann, and H. Xu. Explaining legal concepts with augmented large language models (gpt-4), 2023.
- [36] T. Schick, J. Dwivedi-Yu, R. Dessì, R. Raileanu, M. Lomeli, L. Zettlemoyer, N. Cancedda, and T. Scialom. Toolformer: Language models can teach themselves to use tools, 2023.
- [37] D. Shrivastava, H. Larochelle, and D. Tarlow. Repository-level prompt generation for large language models of code, 2023.
- [38] K. Singhal, S. Azizi, T. Tu, S. S. Mahdavi, J. Wei, H. W. Chung, N. Scales, A. Tanwani, H. Cole-Lewis, S. Pfohl, P. Payne, M. Seneviratne, P. Gamble, C. Kelly, N. Scharli, A. Chowdhery, P. Mansfield, B. A. y Arcas, D. Webster, G. S. Corrado, Y. Matias, K. Chou, J. Gottweis, N. Tomasev, Y. Liu, A. Rajkomar, J. Barral, C. Semturs, A. Karthikesalingam, and V. Natarajan. Large language models encode clinical knowledge, 2022.
- [39] K. Singhal, T. Tu, J. Gottweis, R. Sayres, E. Wulczyn, L. Hou, K. Clark, S. Pfohl, H. Cole-Lewis, D. Neal, M. Schaeckermann, A. Wang, M. Amin, S. Lachgar, P. Mansfield, S. Prakash, B. Green, E. Dominowska, B. A. y Arcas, N. Tomasev, Y. Liu, R. Wong, C. Semturs, S. S. Mahdavi, J. Barral, D. Webster, G. S. Corrado, Y. Matias, S. Azizi, A. Karthikesalingam, and V. Natarajan. Towards expert-level medical question answering with large language models, 2023.
- [40] H. Sun, X. Li, Y. Xu, Y. Homma, Q. Cao, M. Wu, J. Jiao, and D. Charles. Autohint: Automatic prompt optimization with hint generation, 2023.
- [41] M. Suzgun, N. Scales, N. Schärli, S. Gehrmann, Y. Tay, H. W. Chung, A. Chowdhery, Q. V. Le, E. H. Chi, D. Zhou, and J. Wei. Challenging big-bench tasks and whether chain-of-thought can solve them, 2022.
- [42] A. Talmor, J. Herzig, N. Lourie, and J. Berant. Commonsenseqa: A question answering challenge targeting commonsense knowledge. *ArXiv*, abs/1811.00937, 2019. URL <https://api.semanticscholar.org/CorpusID:53296520>.
- [43] H. Touvron, T. Lavril, G. Izacard, X. Martinet, M.-A. Lachaux, T. Lacroix, B. Rozière, N. Goyal, E. Hambro, F. Azhar, A. Rodriguez, A. Joulin, E. Grave, and G. Lample. Llama: Open and efficient foundation language models, 2023.
- [44] B. Wang, S. Min, X. Deng, J. Shen, Y. Wu, L. Zettlemoyer, and H. Sun. Towards understanding chain-of-thought prompting: An empirical study of what matters, 2023.
- [45] L. Wang, W. Xu, Y. Lan, Z. Hu, Y. Lan, R. K.-W. Lee, and E.-P. Lim. Plan-and-solve prompting: Improving zero-shot chain-of-thought reasoning by large language models, 2023.
- [46] X. Wang, C. Li, Z. Wang, F. Bai, H. Luo, J. Zhang, N. Jojic, E. P. Xing, and Z. Hu. Promptagent: Strategic planning with language models enables expert-level prompt optimization, 2023.
- [47] X. Wang, J. Wei, D. Schuurmans, Q. Le, E. Chi, S. Narang, A. Chowdhery, and D. Zhou. Self-consistency improves chain of thought reasoning in language models, 2023.
- [48] Y. Wang, Z. Xian, F. Chen, T.-H. Wang, Y. Wang, Z. Erickson, D. Held, and C. Gan. Robogen: Towards unleashing infinite data for automated robot learning via generative simulation, 2023.
- [49] J. Wei, M. Bosma, V. Y. Zhao, K. Guu, A. W. Yu, B. Lester, N. Du, A. M. Dai, and Q. V. Le. Finetuned language models are zero-shot learners, 2022.
- [50] J. Wei, X. Wang, D. Schuurmans, M. Bosma, B. Ichter, F. Xia, E. Chi, Q. Le, and D. Zhou. Chain-of-thought prompting elicits reasoning in large language models, 2023.

- [51] Z. Wu, Y. Wang, J. Ye, and L. Kong. Self-adaptive in-context learning: An information compression perspective for in-context example selection and ordering, 2023.
- [52] B. Xu, A. Yang, J. Lin, Q. Wang, C. Zhou, Y. Zhang, and Z. Mao. Expertprompting: Instructing large language models to be distinguished experts, 2023.
- [53] C. Yang, X. Wang, Y. Lu, H. Liu, Q. V. Le, D. Zhou, and X. Chen. Large language models as optimizers, 2024.
- [54] X. Ye, S. Iyer, A. Celikyilmaz, V. Stoyanov, G. Durrett, and R. Pasunuru. Complementary explanations for effective in-context learning, 2023.
- [55] T. Zhang, X. Wang, D. Zhou, D. Schuurmans, and J. E. Gonzalez. Tempera: Test-time prompting via reinforcement learning, 2022.
- [56] X. Zhang, C. Tian, X. Yang, L. Chen, Z. Li, and L. R. Petzold. Alpacare:instruction-tuned large language models for medical application, 2024.
- [57] Y. Zhang, S. Feng, and C. Tan. Active example selection for in-context learning. In Y. Goldberg, Z. Kozareva, and Y. Zhang, editors, *Proceedings of the 2022 Conference on Empirical Methods in Natural Language Processing*, pages 9134–9148, Abu Dhabi, United Arab Emirates, Dec. 2022. Association for Computational Linguistics. doi: 10.18653/v1/2022.emnlp-main.622. URL <https://aclanthology.org/2022.emnlp-main.622>.
- [58] Y. Zhou, A. I. Muresanu, Z. Han, K. Paster, S. Pitis, H. Chan, and J. Ba. Large language models are human-level prompt engineers, 2023.

Appendix

7 Dataset details: Train/Test split for datasets & Few-shot count

Below are the details of the datasets used for evaluation.

GSM8K: This dataset contains 8.5K high-quality, linguistically diverse grade school math word problems created by human problem writers. The final answer is an integer value.

Ethos: This hate speech detection dataset is built from YouTube and Reddit comments. It includes two tasks: binary classification and multi-label classification. We evaluate our approach on the binary classification task, which consists of 998 questions. The final answer is either "yes" or "no."

MedQA: This dataset includes multiple-choice questions similar to those in the Medical Licensing Examination. We use the English subset with 11,450 training and 1,273 test questions, styled like the United States Medical Licensing Exam (USMLE). The final answer is the correct option from the available choices.

PubMedQA: This dataset consists of 1,000 expert-curated question-answer pairs related to biomedical research (500 training, 500 test). Each question is accompanied by an abstract, and the answers can be "yes," "no," or "maybe."

MMLU: Measuring Massive Multitask Language Understanding (MMLU) includes multiple-choice exam questions from 57 domains. We use 6 medical datasets, *viz.*, Clinical knowledge, Medical genetics, Anatomy, Professional Medicine, College Biology, and College Medicine.

BBH: BIG-Bench Hard (BBH) includes 23 tasks from different domains. Answers can be in the form of multiple-choice questions, boolean, or string responses.

CSQA: CommonsenseQA is a dataset with 12,247 multiple-choice questions requiring various types of commonsense knowledge to answer correctly.

SQA: StrategyQA contains 2,780 yes/no questions across various domains, requiring multiple steps of reasoning to answer.

For all the datasets, in PromptWizard we randomly select only 25 samples from available training data. We do not use entire training dataset in training-phase. Test dataset size for each dataset is specified below. However for the baseline approaches, we follow their train/test splits. Table 6 provides details of the test set along with the few-shots used in each dataset.

Datasets	Test dataset size	Few-shot count
GSM8k	1319	8
Ethos	799	3
PubMedQA	500	5
MedQA	1273	5
CSQA	1140	5
SQA	224	5
BBH s['snarks', 'penguins in a table', 'causal judgement']	153, 121, 162	3
BBH all except ['snarks', 'penguins in a table', 'causal judgement']	225	3
MMLU [clinical knowledge, college biology, college medicine, anatomy, medical genetics, professional medicine]	65, 144, 173, 135, 100, 272	5

Table 6: Train/Test split for datasets & Few-shot count

Algorithm 2 Total LLM Calls Calculation

- 1: **Calculation:** Input: Hyperparameters, Result: Total LLM Calls
- 2: **refine_instructions_component** \leftarrow mutate_refine_rounds \times (mutate_rounds \times style_variations + min_example_correct_count + critic + synthesizer)
- 3: **seq_iter_component** \leftarrow max_seq_iter \times (ex_critic + ex_synthesize + inst_critic + inst_synthesize)
- 4: **other_components** \leftarrow max_example_count + reasoning + validation + intent + persona
- 5: **Total LLM Calls** \leftarrow refine_instructions_component + seq_iter_component + other_components
- 6: Total LLM calls = $\{5 \times ((5 \times 3) + 5 + 1 + 1)\} + \{5\} + \{5 \times ((1 + 1) + (1 + 1))\} + \{1 + 1\} + \{1 + 1\} = 110 + 5 + 20 + 2 + 2$
- 7: Total LLM calls = 139.

Hyper-parameter	Description	Default Value
<i>mutate_refine_rounds</i>	Number of rounds of call to MutateAgent followed by refinement over best prompt among generated by MutateAgent in previous step.	5
<i>mutate_rounds</i>	Number of times MutateAgent would be called.	5
<i>style_variation</i>	Number of variations MutateAgent generates in a single call. i.e. one variation corresponding to each thinking style provided.	5
<i>min_example_correct_count</i>	Minimum number of questions the ScoringAgent should answer correctly for a prompt to get qualified for next stage.	3
<i>max_example_count</i>	Maximum number of attempts/questions the ScoringAgent would be asked asked to answer.	6
<i>max_seq_iter</i>	Number of rounds of call to CriticAgent followed by call to SynthesizeAgent	5
<i>few_shot_count</i>	Total number of few shot examples to be provided in prompt.	Defined in Table 6
<i>ex_critic</i>	Number of LLM calls made by CriticAgent for getting critique for improving examples passed as few-shots.	1
<i>synthesize</i>	Number of LLM calls made by SynthesizeAgent to generate synthetic examples.	1
<i>inst_critic</i>	Number of LLM calls made by CriticAgent for getting critique for improving instruction passed as few-shots.	1
<i>synthesize</i>	Number of LLM calls made by SynthesizeAgent to create improved version of instruction.	1
<i>reasoning + validation</i>	Number of LLM calls made by ReasoningAgent and ValidateAgent respectively.	2
<i>intent + persona</i>	Number of LLM calls made to get keywords that express the intent and to generate expert persona respectively.	2

Table 7: Description for hyper parameters and their default values

8 Hyper parameters

PromptWizard relies on several parameters to control the level of exploration and evolution at each stage. We now provide comprehensive details of all parameters and associated values (see Table 7).

We compute the total LLM calls made by PromptWizard during preprocessing (one-time), which derives the most effective prompt and few-shot examples. The algorithm provides more details: Algorithm 1 describes the total LLM calls made by PromptWizard during preprocessing (one-time), which derives the most effective prompt and few-shot examples (see Appendix 8.for parameter description). Note that during inference, each query uses only the default *one* LLM call.

9 PromptWizard Algorithm

Algorithm 3 provides pseudo code for entire PromptWizard framework. Algorithm 4 provides pseudo code for mutating prompt instruction and further refining the best prompt instruction among all the mutated prompt instructions. i.e. Section 3.2. Algorithm 5 and 6 provide pseudo code for Sections 3.3 and 3.4 respectively.

Algorithm 3 PromptWizard Framework

```

1: Input:  $L$ : large language model;  $D$ : problem description;  $S$ : set of training samples
    $\{(q_i, a_i)\}_{i=1}^N$ ;  $T$ : thinking styles;  $N$ : mutate_refine_rounds;  $k$ : few-shot count ;  $N_1$ :
   max_seq_iter
2: Output: Optimized prompt  $\hat{P}_{\text{opt}}$  and few-shot examples  $\{(q_{f_i}, a_{f_i})\}_{i=1}^k$ 
3: procedure PROMPTWIZARD( $L, D, S, T, k, N, N_1$ )
4:   Initialize  $P \leftarrow$  initial prompt instruction
5:    $\hat{P} \leftarrow$  RefineInstructions( $L, D, S, T, N$ )
6:    $\mathcal{E}_{\text{diverse}} = \{(q_{d_i}, a_{d_i})\}_{i=1}^k \leftarrow$  DiverseExampleSelection( $L, D, S, \hat{P}$ )
7:    $\hat{P}_{\text{opt}}, \mathcal{E}_{\text{syn}} = \{(q_{s_i}, a_{s_i})\}_{i=1}^k \leftarrow$  SequentialOptimization( $L, \hat{P}, \mathcal{E}_{\text{diverse}}, N_1$ )
8:    $\mathcal{E}_{\text{syn,r}} \leftarrow$  ReasoningAgent ( $\mathcal{E}_{\text{syn}}$ ) ▷ generate reasoning chains
9:    $\{(q_{f_i}, a_{f_i})\}_{i=1}^k \leftarrow$  ValidateAgent ( $\mathcal{E}_{\text{syn,r}}$ ) ▷ validate examples
10:   $\tau_{\text{intent}} \leftarrow$  SynthesizeAgent ( $D$ ) ▷ generate task intent
11:   $\pi_{\text{expert}} \leftarrow$  SynthesizeAgent ( $D$ ) ▷ generate expert persona
12:  return  $\pi_{\text{expert}}, \hat{P}_{\text{opt}}, \{(q_{f_i}, a_{f_i})\}_{i=1}^k, \tau_{\text{intent}}$ 
13: end procedure

```

Algorithm 4 RefineInstructions Procedure

```

1: Input:  $L$ : large language model;  $D$ : problem description;  $S$ : set of training samples
    $\{(q_i, a_i)\}_{i=1}^N$ ;  $T$ : thinking styles;  $N$ : mutate_refine_rounds;  $b$ : batch size (default: 5);  $v$ :
   number of thinking styles to select;  $M$ : mutate_rounds
2: Output: Optimized prompt  $\hat{P}$ 
3: procedure REFINEDIINSTRUCTIONS( $L, D, S, T, N, b, v, M$ )
4:   Initialize  $P \leftarrow$  initial prompt instruction
5:   Optimized prompt  $\hat{P} \leftarrow P$ 
6:   for refinement_round = 1 to  $N$  do
7:      $T_1 \leftarrow$  RandomlySelect( $v, T$ ) ▷ Select  $v$  thinking styles from  $T$ 
8:      $\mathcal{F} \leftarrow \emptyset$ 
9:     for  $m = 1$  to  $M$  do
10:       $\mathcal{M} \leftarrow$  MutateAgent( $D, P, T_1$ )
11:      for  $p \in \mathcal{M}$  do
12:         $s \leftarrow$  ScoringAgent( $p, S, b$ )
13:        if  $s > 0.5$  then
14:           $\mathcal{F} \leftarrow \mathcal{F} \cup \{(p, s)\}$ 
15:        end if
16:      end for
17:    end for
18:     $\text{top\_scored\_prompt} \leftarrow \arg \max_{p \in \mathcal{F}} \{s(p)\}$ 
19:     $\text{feedback} \leftarrow$  CriticAgent( $\text{top\_scored\_prompt}$ )
20:     $\hat{P} \leftarrow$  SynthesizeAgent( $\text{top\_scored\_prompt}, \text{feedback}$ )
21:  end for
22:  return  $\hat{P}$ 
23: end procedure

```

Algorithm 5 DiverseExampleSelection Procedure

```
1: Input:  $L$ : large language model;  $D$ : problem description;  $S$ : training dataset  $\{(q_i, a_i)\}_{i=1}^N$ ;  $k$ :  
   few-shot count  
2: Output: Selected diverse examples  $\mathcal{E}_{\text{diverse}} = \{(q_{d_i}, a_{d_i})\}_{i=1}^k$   
3: procedure DIVERSEEXAMPLESELECTION( $L, D, S, k$ )  
4:    $S' \leftarrow \text{RandomSample}(S, 25)$   
5:    $\mathcal{E}_{\text{diverse}} \leftarrow \emptyset$   
6:   count  $\leftarrow 0$   
7:   for  $(q, a) \in S'$  do  
8:      $a_{\text{pred}} \leftarrow L(q)$  ▷ LLM’s answer for  $q$   
9:  
10:    if  $a_{\text{pred}} \neq a$  then  
11:       $\mathcal{E}_{\text{diverse}} \leftarrow \mathcal{E}_{\text{diverse}} \cup \{(q, a)\}$   
12:      count  $\leftarrow$  count + 1  
13:    end if  
14:    if count =  $k$  then  
15:      break  
16:    end if  
17:  end for  
18:  if count <  $k$  then ▷ Sample Random Correct Examples  
19:     $\mathcal{E}_{\text{diverse}} \leftarrow \mathcal{E}_{\text{diverse}} \cup \text{random.sample}(S, k - \text{count})$   
20:  end if  
21:  return  $\mathcal{E}_{\text{diverse}}$   
22: end procedure
```

Algorithm 6 SequentialOptimization Procedure

```
1: Input:  $L$ : large language model;  $D$ : problem description;  $\hat{P}$ : optimized prompt;  $\mathcal{E}_{\text{diverse}} =$   
    $\{(q_{d_i}, a_{d_i})\}_{i=1}^k$ : diverse examples;  $n$ :  $\text{max\_seq\_iter}$   
2: Output: Final optimized task instruction  $\hat{P}_{\text{opt}}$  and synthetic few-shot examples  $\mathcal{E}_{\text{syn}} =$   
    $\{(q_{s_i}, a_{s_i})\}_{i=1}^k$   
3: procedure SEQUENTIALOPTIMIZATION( $L, \hat{P}, \mathcal{E}_{\text{diverse}}, n$ )  
4:    $\mathcal{E}_{\text{syn}} \leftarrow \mathcal{E}_{\text{diverse}}$   
5:   for round = 1 to  $n$  do  
6:      $\text{feedback} \leftarrow \text{CriticAgent}(\hat{P}, \mathcal{E}_{\text{syn}})$  ▷ Examples optimization step  
7:      $\mathcal{E}_{\text{syn}} = \{(q_{s_i}, a_{s_i})\}_{i=1}^k \leftarrow \text{SynthesizeAgent}(\mathcal{E}_{\text{diverse}}, \text{feedback})$   
8:  
9:      $\text{feedback} \leftarrow \text{CriticAgent}(\hat{P}, \mathcal{E}_{\text{syn}})$  ▷ Prompt optimization step  
10:     $\hat{P} \leftarrow \text{SynthesizeAgent}(\hat{P}, \mathcal{E}_{\text{syn}}, \text{feedback})$   
11:  end for  
12:  return  $\hat{P}_{\text{opt}} \leftarrow \hat{P}, \mathcal{E}_{\text{syn}}$   
13: end procedure
```

10 Prompt Templates

The prompt template for MutateAgent is: <problem description> <thinking style pool> <#style_variation_number> <agent instruction>, where <agent instruction> guides MutateAgent to generate new mutated prompts by combining the problem description with thinking styles.

The prompt template for ScoringAgent is: <mutated/improved prompts> <mini batch examples> <agent instruction>, where <agent instruction> guides ScoringAgent to evaluate all mutated prompts against the examples in the mini-batch.

The prompt template for CriticAgent to get critic over prompt instruction is: <best mutated prompt> <selected mini batch examples> <agent instruction>, where <agent instruc-

tion> guides CriticAgent to provide feedback on how to improve the prompt instruction based on the selected examples.

The prompt template for SynthesizeAgent to refine prompt instruction is: <best mutated prompt> <critic feedback> <agent instruction>, where <agent instruction> guides SynthesizeAgent to generate an improved prompt using the critic feedback.

The prompt template for CriticAgent to get critic over few-shot examples is: The prompt template for CriticAgent is structured as follows: <negative examples> <improved prompt> <agent instruction>. This guides the CriticAgent to provide detailed feedback for improving examples. For SynthesizeAgent, the prompt template is <synthesized examples> <improved prompt> <agent instruction>, aiding in the synthesis and refinement of new examples.

The prompt template for CriticAgent follows this structure: <synthesized examples> <improved prompt> <agent instruction>, guiding the CriticAgent to provide detailed feedback for prompt improvement. For SynthesizeAgent, the prompt template is <synthesized examples> <improved prompt> <agent instruction>, assisting in the synthesis and refinement of new optimized prompts for the synthetic examples. Figure 5 demonstrates the critic feedback on the prompt alongside the refined optimized prompt.

Prompt Templates used by different agents are shown in Fig. 7

11 Best Prompts

Best prompt found for each dataset are shown below:

11.1 GSM8k Prompt

```
1 <the optimized prompt instruction>
2
3 Analyze the given real-world mathematical problem step-by-step,
  identifying key information, relationships between different
  pieces of data, and the context. Understand the structure of the
  problem, whether it involves a sequence of events or a comparison
  between different quantities. Keep track of all variables and
  quantities mentioned in the problem. Use appropriate mathematical
  operations and formulas, including addition, subtraction,
  multiplication, division, and more complex operations if required.
  Understand and handle indirect relationships and different units
  of measurement. Apply specific rules or conditions given in the
  problem. Make assumptions when information is not explicitly
  provided. Consider the order of operations when performing
  calculations. Understand the structure and properties of the data
  in the problem. Finally, verify your answer against the original
  problem to ensure it is logical and accurate.
```

```
1 <synthesized examples + reasoning chain>
2
3 [Question] Tim rides his bike back and forth to work for each of his 5
  workdays. His work is 20 miles away. He also goes for a weekend
  bike ride of 200 miles. If he can bike at 25 mph how much time
  does he spend biking a week?
4 [Answer] 1. Identify the key pieces of information: Tim bikes to work
  and back for 5 days, his work is 20 miles away, he goes for a 200-
  mile bike ride on the weekend, and his biking speed is 25 mph.
5 2. Understand that the problem involves a sequence of events: Tim's
  daily commute to work and back, and his weekend bike ride.
6 3. Calculate the total distance Tim bikes to work and back in a week:
  20 miles to work * 2 (for the return trip) = 40 miles per day.
  Multiply this by 5 days: 40 miles/day * 5 days = 200 miles.
7 4. Add the distance of Tim's weekend bike ride to the total distance
  he bikes to work: 200 miles (work) + 200 miles (weekend) = 400
  miles.
```



Figure 7: Prompt Templates for different agents

- 8 5. Understand that the problem asks for the total time Tim spends biking in a week, and that time can be calculated by dividing distance by speed.
- 9 6. Calculate the total time Tim spends biking in a week: $400 \text{ miles} \div 25 \text{ mph} = 16 \text{ hours}$.
- 10 7. Verify that the answer is logical: Tim spends 16 hours biking in a week, which is reasonable given the distances and speed provided.
- 11 8. The final answer is 16 hours. <ANS_START>16<ANS_END>
- 12
- 13
- 14 [Question] Tobias is buying a new pair of shoes that costs \$95. He has been saving up his money each month for the past three months. He gets a \$5 allowance a month. He also mows lawns and shovels driveways. He charges \$15 to mow a lawn and \$7 to shovel. After buying the shoes, he has \$15 in change. If he mows 4 lawns, how many driveways did he shovel?
- 15 [Answer] 1. Identify the total amount of money Tobias had before buying the shoes. This is given by the cost of the shoes plus the change he has left, which is $\$95 + \$15 = \$110$.
- 16 2. Calculate the total amount of money Tobias earned from his allowance. He gets \$5 a month and has been saving for three months, so he earned $\$5 * 3 = \15 from his allowance.
- 17 3. Calculate the total amount of money Tobias earned from mowing lawns. He charges \$15 to mow a lawn and he mowed 4 lawns, so he earned $\$15 * 4 = \60 from mowing lawns.
- 18 4. Subtract the money Tobias earned from his allowance and mowing lawns from the total amount of money he had before buying the shoes. This will give us the amount of money he earned from shoveling driveways. So, $\$110 - \$15 - \$60 = \35 is the amount he earned from shoveling driveways.
- 19 5. Finally, divide the total amount of money Tobias earned from shoveling driveways by the amount he charges to shovel one driveway. This will give us the number of driveways he shoveled. So, $\$35 / \$7 = 5$ driveways. <ANS_START>5<ANS_END>
- 20
- 21 [Question] Bella bought stamps at the post office. Some of the stamps had a snowflake design, some had a truck design, and some had a rose design. Bella bought 11 snowflake stamps. She bought 9 more truck stamps than snowflake stamps, and 13 fewer rose stamps than truck stamps. How many stamps did Bella buy in all?
- 22 [Answer] 1. Identify the quantities given in the problem: Bella bought 11 snowflake stamps.
- 23 2. Understand the relationships between the different types of stamps: She bought 9 more truck stamps than snowflake stamps, and 13 fewer rose stamps than truck stamps.
- 24 3. Calculate the number of truck stamps: The number of truck stamps is $11 \text{ (snowflake stamps)} + 9 = 20$.
- 25 4. Calculate the number of rose stamps: The number of rose stamps is $20 \text{ (truck stamps)} - 13 = 7$.
- 26 5. Add up all the stamps: The total number of stamps Bella bought is $11 \text{ (snowflake stamps)} + 20 \text{ (truck stamps)} + 7 \text{ (rose stamps)} = 38$.
- 27 6. Verify the answer: Check that the total number of stamps (38) matches the sum of the individual quantities of each type of stamp (11 snowflake stamps, 20 truck stamps, 7 rose stamps). The answer is correct. <ANS_START>38<ANS_END>
- 28
- 29 [Question] Tina makes \$18.00 an hour. If she works more than 8 hours per shift, she is eligible for overtime, which is paid by your hourly wage + 1/2 your hourly wage. If she works 10 hours every day for 5 days, how much money does she make?
- 30 [Answer] 1. Identify the key information: Tina's hourly wage is \$18.00, she works 10 hours a day for 5 days, and overtime is calculated as the hourly wage plus half the hourly wage for hours worked over 8 hours in a shift.

- 31 2. Calculate the regular pay: Tina works 10 hours a day, but only 8
hours are considered regular hours. So, for 5 days, she works 8
hours/day * 5 days = 40 hours.
- 32 3. Multiply the regular hours by the hourly wage to get the regular
pay: 40 hours * \$18.00/hour = \$720.00.
- 33 4. Calculate the overtime hours: Tina works 10 hours a day, so she has
10 hours/day - 8 hours/day = 2 hours/day of overtime. Over 5 days
, this is 2 hours/day * 5 days = 10 hours of overtime.
- 34 5. Calculate the overtime wage: The overtime wage is the hourly wage
plus half the hourly wage, so \$18.00/hour + 0.5 * \$18.00/hour =
\$27.00/hour.
- 35 6. Multiply the overtime hours by the overtime wage to get the
overtime pay: 10 hours * \$27.00/hour = \$270.00.
- 36 7. Add the regular pay and the overtime pay to get the total pay: \$720
.00 + \$270.00 = \$990.00.
- 37 8. Verify the answer: Tina makes \$990.00 if she works 10 hours a day
for 5 days, with overtime pay for hours worked over 8 hours in a
shift. This is logical and matches the original problem. <
ANS_START>990<ANS_END>

- 38
- 39 [Question] Samantha's last name has three fewer letters than Bobbie's
last name. If Bobbie took two letters off her last name, she would
have a last name twice the length of Jamie's. Jamie's full name
is Jamie Grey. How many letters are in Samantha's last name?
- 40 [Answer] 1. Start by identifying the key pieces of information from
the problem: Samantha's last name has three fewer letters than
Bobbie's last name, and if Bobbie took two letters off her last
name, she would have a last name twice the length of Jamie's.
Jamie's full name is Jamie Grey.
- 41 2. From the information given, we know that Jamie's last name is Grey,
which has 4 letters.
- 42 3. Since Bobbie's last name, after removing two letters, is twice the
length of Jamie's last name, we can set up the equation: (Bobbie's
last name length - 2) = 2 * Jamie's last name length.
- 43 4. Substituting the known value of Jamie's last name length (4) into
the equation gives: (Bobbie's last name length - 2) = 2 * 4, which
simplifies to Bobbie's last name length - 2 = 8.
- 44 5. Solving for Bobbie's last name length gives: Bobbie's last name
length = 8 + 2 = 10.
- 45 6. We know that Samantha's last name has three fewer letters than
Bobbie's last name. So, we can set up the equation: Samantha's
last name length = Bobbie's last name length - 3.
- 46 7. Substituting the known value of Bobbie's last name length (10) into
the equation gives: Samantha's last name length = 10 - 3.
- 47 8. Solving for Samantha's last name length gives: Samantha's last name
length = 7.
- 48 9. Therefore, Samantha's last name has 7 letters. <ANS_START>7<ANS_END
>

1 <human intent>

2

3 Mathematical Reasoning, Multi-step Problem Solving, Basic Arithmetic
Operations, Data Analysis, Solution Verification

4

5 <expert persona>

6

7 You are a mathematics educator with a deep understanding of elementary
and middle school mathematics. You are experienced in teaching
multi-step problem-solving techniques and have a knack for
breaking down complex problems into manageable steps. Your
expertise lies in basic arithmetic operations such as addition,
subtraction, multiplication, and division. You can provide clear,
step-by-step solutions to mathematical problems that require multi-
step reasoning. You are patient and thorough, ensuring that each
step is clearly explained and understood. Your ability to simplify

complex problems and guide students through the problem-solving process makes you an excellent resource for answering school-grade mathematical questions.

8
9 <prompt guidelines for desired output format>
10
11 You need to answer each of the questions separately. Arabic numeral should be at the end in the format Wrap your only the final answer , without reason for each question separately between <ANS_START> and <ANS_END> tags.

11.2 Ethos Prompt

1 <the optimized prompt instruction>
2
3 Carefully examine the provided text and determine if it constitutes hate speech. Hate speech is defined as language that is derogatory , offensive, or discriminatory towards a specific group of people based on their race, gender, or other characteristics, with the intent to harm or degrade. Even if the statement appears factual or sarcastic, if it uses aggressive language or personal attacks aimed at a specific group, it should be classified as hate speech.

1 <synthesized examples + reasoning chain>
2
3 [Question] While I appreciate the hard work of some immigrants, others are just here to exploit our system and take our jobs.
4 [Answer] 1. Start by reading the provided text to understand its content.
5 2. The task requires identifying if the text contains hate speech. According to the task description, hate speech is language that is derogatory, offensive, or discriminatory towards a specific group of people based on their race, gender, or other characteristics, with the intent to harm or degrade.
6 3. The text states, "While I appreciate the hard work of some immigrants, others are just here to exploit our system and take our jobs."
7 4. This statement is making a generalization about a specific group of people, in this case, immigrants. It suggests that some immigrants are exploiting the system and taking jobs, which is a negative stereotype.
8 5. Even though the text acknowledges the hard work of some immigrants, it still uses derogatory language towards others, implying they are here to exploit the system.
9 6. This statement can be seen as offensive and discriminatory towards immigrants, as it negatively stereotypes them and can potentially harm or degrade them.
10 7. Therefore, according to the task description and instruction, this text can be classified as hate speech.\newline
11 8. As per the task instruction, if the text contains hate speech, the output should be 1.
12 9. Hence, the final answer is 1. <ANS_START>1<ANS_END>
13
14 [Question] I've noticed that female politicians are more corrupt and only care about their own interests.\newline
15 [Answer] 1. Start by reading the provided text: "I've noticed that female politicians are more corrupt and only care about their own interests."
16 2. Identify the subject of the text: The subject is "female politicians."
17 3. Analyze the language used in the text: The language used is derogatory and offensive, as it generalizes all female politicians as being "more corrupt" and only caring about their own interests
.

18 4. Determine if the language is discriminatory: The language
discriminates against a specific group, in this case, female
politicians, by making a negative generalization about them.

19 5. Check if the language has the intent to harm or degrade: The
language used seems to degrade the reputation of female
politicians by portraying them as corrupt and self-interested.

20 6. Based on the task description and instruction, the text is
considered hate speech if it is derogatory, offensive, or
discriminatory towards a specific group of people with the intent
to harm or degrade.

21 7. Since the text meets all these criteria, it is classified as hate
speech.

22 8. According to the task instruction, if the text contains hate speech
, the output should be 1.

23 9. Therefore, the final answer is 1. <ANS_START>1<ANS_END>

24

25 [Question] I don't get why we have to accept people who choose to be
transgender. It's unnatural and against our values.

26 [Answer] 1. Start by reading the provided text.

27 2. Identify the subject of the text. In this case, the subject is "
people who choose to be transgender."

28 3. Analyze the language used in the text. The text uses phrases like "
It's unnatural" and "against our values," which are derogatory and
offensive.

29 4. Determine if the language is aimed at a specific group. Here, the
language is targeted towards transgender people, a specific group.

30 5. Check if the language is intended to harm or degrade the specific
group. The text implies that being transgender is unnatural and
against societal values, which can be seen as an attempt to
degrade or harm the transgender community.\newline

31 6. Since the text uses offensive language against a specific group
with the intent to harm or degrade, it can be classified as hate
speech.

32 7. Therefore, the correct answer is 1, indicating that the text
contains hate speech. <ANS_START>1<ANS_END>

1 <human intent>

2

3 Text Analysis, Hate Speech Identification, Discriminatory Language
Detection, Offensive Content Recognition, Derogatory Language
Classification

4

5 <expert persona>

6

7 You are a machine learning engineer with a specialization in natural
language processing and text analysis. You have developed and
trained algorithms to detect and classify different types of text,
including hate speech. Your algorithm can analyze the given text,
identify patterns, and determine whether it contains hate speech
or not. You are equipped with a deep understanding of the nuances
of language, and you can differentiate between offensive language,
strong criticism, and actual hate speech. Your algorithm is
designed to be fair and unbiased, and it respects the principles
of freedom of speech while also recognizing the harm caused by
hate speech. Your expertise in text analysis and machine learning
is highly valuable in moderating online content and creating a
safer digital environment.

8

9 <prompt guidelines for desired output format>

10 You need to answer each of the questions separately with 1 if its a
hate speech and 0 if its not a hate speech. Wrap your only the
final answer, without reason for each question separately between
<ANS_START> and <ANS_END> tags.

11.3 PubMedQA Prompt

```
1 <the optimized prompt instruction>
2
3 Carefully read the abstract and identify the key points that directly
  address the biomedical research question. Based on these key
  points, provide a clear and concise answer in a "Yes" or "No"
  format, followed by a brief explanation that correlates the
  research question with the findings in the abstract.

1 <synthesized examples + reasoning chain>
2
3 [Question] Does the process of photosynthesis under varying light
  intensities and temperature play a significant role in the growth
  of different species of algae?
4 [Abstract] : Photosynthesis is a process used by plants and other
  organisms to convert light energy into chemical energy that can
  later be released to fuel the organisms' activities. This study
  investigates the impact of varying light intensities and
  temperature on the photosynthetic process in different species of
  algae. The algae were exposed to different light intensities and
  temperatures, and their growth rate was monitored over a period of
  time. The results showed a direct correlation between light
  intensity, temperature and the growth rate of algae.
5 [Answer] 1. The question asks whether the process of photosynthesis
  under varying light intensities and temperature plays a
  significant role in the growth of different species of algae.
6 2. The abstract provides information about a study that investigates
  the impact of varying light intensities and temperature on the
  photosynthetic process in different species of algae.
7 3. The abstract mentions that the algae were exposed to different
  light intensities and temperatures, and their growth rate was
  monitored over a period of time.
8 4. The results of the study, as mentioned in the abstract, showed a
  direct correlation between light intensity, temperature and the
  growth rate of algae.
9 5. This direct correlation indicates that the process of
  photosynthesis under varying light intensities and temperature
  does indeed play a significant role in the growth of different
  species of algae.
10 6. Therefore, based on the information provided in the abstract, the
  answer to the question is "Yes". <ANS_START>yes<ANS_END>

11
12
13 [Question] Is the use of antiviral drugs effective in treating
  influenza, a common viral infection?
14 [Abstract] : Antiviral drugs are medicines used to prevent and treat
  viral infections. Influenza, on the other hand, is a viral
  infection. This study investigates the effectiveness of antiviral
  drugs in treating influenza. The study involved patients suffering
  from influenza who were treated with antiviral drugs. The results
  showed significant improvement in the condition of the patients.
15 [Answer] 1. The question asks about the effectiveness of antiviral
  drugs in treating influenza, a common viral infection.
16 2. The abstract provides information about a study that investigates
  the effectiveness of antiviral drugs in treating influenza.
17 3. The study involved patients suffering from influenza who were
  treated with antiviral drugs.
18 4. The results of the study showed significant improvement in the
  condition of the patients after they were treated with antiviral
  drugs.
19 5. Therefore, based on the results of the study mentioned in the
  abstract, it can be concluded that the use of antiviral drugs is
  effective in treating influenza.
20 6. Hence, the answer to the question is "Yes". <ANS_START>yes<ANS_END>
```

21
22
23 [Question] Are intensive care units more beneficial than general wards for the treatment of severe pneumonia in children with underlying health conditions?

24 [Abstract] : Pneumonia is a common illness in children that can become severe if not properly treated. Intensive care units (ICUs) provide specialized care for patients with severe or life-threatening illnesses. This study examines the impact of ICU treatment on children with severe pneumonia and underlying health conditions. The study compared the recovery rates of children treated in ICUs with those treated in general wards. The results showed a higher recovery rate in children with underlying health conditions treated in ICUs.\newline

25 [Answer] 1. The question asks whether intensive care units (ICUs) are more beneficial than general wards for the treatment of severe pneumonia in children with underlying health conditions.

26 2. The abstract provides information about a study that examined the impact of ICU treatment on children with severe pneumonia and underlying health conditions.\newline

27 3. The study compared the recovery rates of children treated in ICUs with those treated in general wards.

28 4. The results of the study showed a higher recovery rate in children with underlying health conditions treated in ICUs.

29 5. Therefore, based on the results of the study presented in the abstract, the answer to the question is "Yes". ICUs are more beneficial than general wards for the treatment of severe pneumonia in children with underlying health conditions. <ANS_START>yes<ANS_END>

30

31 [Question] Is the blood glucose level a more reliable marker than HbA1c for diagnosing Diabetes?

32 [Abstract] : Diabetes is a chronic disease that affects the body's ability to process sugar. Blood glucose levels and HbA1c are commonly used markers for diagnosing diabetes. This study investigates the reliability of blood glucose levels and HbA1c as markers for diagnosing Diabetes. The study involved patients diagnosed with Diabetes and their blood glucose and HbA1c levels were measured. The results showed a significant correlation between high blood glucose levels and Diabetes diagnosis, but not with HbA1c levels.

33 [Answer] 1. The question asks whether blood glucose level is a more reliable marker than HbA1c for diagnosing Diabetes.\newline

34 2. The abstract provides information about a study that investigates the reliability of blood glucose levels and HbA1c as markers for diagnosing Diabetes.

35 3. The abstract mentions that the study involved patients diagnosed with Diabetes and their blood glucose and HbA1c levels were measured.

36 4. The key point in the abstract is the results of the study, which showed a significant correlation between high blood glucose levels and Diabetes diagnosis, but not with HbA1c levels.

37 5. This indicates that blood glucose levels are a more reliable marker for diagnosing Diabetes than HbA1c levels, according to the study .

38 6. Therefore, based on the information provided in the abstract, the answer to the question is "Yes". <ANS_START>yes<ANS_END>

39

40

41 [Question] Can regular strength training reduce the risk of osteoporosis in adults over 60?

42 [Abstract] : Osteoporosis is a major health issue globally, especially in adults over 60. Regular strength training is known to have various health benefits, including improving bone health. This study investigates the impact of regular strength training on the

risk of osteoporosis in adults over 60. The study involved participants who engaged in regular strength training and their bone health was monitored over a period of time. The results showed a lower incidence of osteoporosis in participants who engaged in regular strength training.

43 [Answer] 1. The question asks whether regular strength training can reduce the risk of osteoporosis in adults over 60.

44 2. The abstract provides information about a study that investigates the impact of regular strength training on the risk of osteoporosis in adults over 60.

45 3. The abstract mentions that regular strength training is known to have various health benefits, including improving bone health.

46 4. The study involved participants who engaged in regular strength training and their bone health was monitored over a period of time .

47 5. The results of the study, as mentioned in the abstract, showed a lower incidence of osteoporosis in participants who engaged in regular strength training.

48 6. Therefore, based on the results of the study mentioned in the abstract, it can be concluded that regular strength training can reduce the risk of osteoporosis in adults over 60.

49 7. Hence, the answer to the question is "Yes". <ANS_START>yes<ANS_END>

1 <human intent>

2 Biomedical Research Understanding, Abstract Analysis, Key Point Identification, Concise Answering, Explanation Correlation

3

4 <expert persona>

5

6 You are a biomedical researcher with a deep understanding of medical and scientific literature. You have a strong background in reading and interpreting scientific abstracts, and you are skilled at extracting key information from complex texts. You can accurately answer biomedical research questions based on the information provided in the corresponding abstracts. Your expertise in biomedical research allows you to understand the nuances and implications of the findings presented in the abstracts, and you can provide clear, concise, and accurate answers to the questions. Your ability to critically analyze and interpret scientific literature makes you an invaluable resource in the field of biomedical research.

7

8 <prompt guidelines for desired output format>

9

10 You need to answer each of the questions separately with yes/ no/ maybe. Wrap your only the final answer, without reason for each question separately between <ANS_START> and <ANS_END> tags.

11.4 MedQA Prompt

1 <the optimized prompt instruction>

2

3 Analyze the patient's age, symptoms, duration and onset of symptoms, history of present illness, lifestyle factors, physical examination findings, and any diagnostic test results presented in the Medical Licensing Examination question. Use your knowledge of medicine to identify the most likely diagnosis or appropriate treatment. Consider the progression, severity, and duration of the patient's symptoms in relation to the answer options. Eliminate incorrect answer options based on your medical knowledge and ensure your final choice is the most appropriate given the specifics of the question. Validate your answer by ensuring it aligns with all the information provided in the question,

including the patient's age, lifestyle factors, and specific diagnostic test results.

1 <synthesized examples + reasoning chain>

2
3 [Question] A 50-year-old man with a history of hypertension and type 2 diabetes presents with a 3-day history of chest pain radiating to the left arm. He also reports shortness of breath and fatigue. Physical examination reveals a blood pressure of 150/90 mmHg, heart rate of 90/min, and an irregular pulse. An ECG shows ST-segment elevation in leads II, III, and aVF. Which of the following is the most appropriate initial treatment?

4 Options:

5 A: Aspirin and clopidogrel

6 B: Metformin

7 C: Lisinopril

8 D: Atorvastatin

9
10 [Answer] 1. Start by analyzing the patient's age, symptoms, and medical history. The patient is a 50-year-old man with a history of hypertension and type 2 diabetes. He presents with chest pain radiating to the left arm, shortness of breath, and fatigue. These symptoms are indicative of a cardiovascular event.

11 2. Consider the physical examination findings. The patient has a blood pressure of 150/90 mmHg, heart rate of 90/min, and an irregular pulse. These findings further support the likelihood of a cardiovascular event.

12 3. Review the diagnostic test results. The ECG shows ST-segment elevation in leads II, III, and aVF. This is a classic sign of an ST-segment elevation myocardial infarction (STEMI), a type of heart attack.

13 4. Given the diagnosis of STEMI, consider the most appropriate initial treatment. The options are Aspirin and clopidogrel (A), Metformin (B), Lisinopril (C), and Atorvastatin (D).

14 5. Eliminate incorrect answer options based on medical knowledge. Metformin (B) is a medication for diabetes, Lisinopril (C) is an antihypertensive medication, and Atorvastatin (D) is a cholesterol-lowering medication. While these medications may be part of the patient's long-term management, they are not the most appropriate initial treatment for a STEMI.

15 6. Aspirin and clopidogrel (A) are antiplatelet medications. They work by preventing blood clots, which is crucial in the initial management of a STEMI to restore blood flow to the heart muscle.

16 7. Therefore, the most appropriate initial treatment for this patient, given his symptoms, physical examination findings, and ECG results, is Aspirin and clopidogrel (A). This aligns with all the information provided in the question and is the most appropriate given the specifics of the question.

17 8. Validate the final choice (A) as it is the most appropriate initial treatment for a patient presenting with a STEMI. <ANS_START>A<ANS_END>

18

19

20 [Question] A 6-month-old girl is brought to the physician by her mother because of a 2-day history of fever and irritability. She also has a rash on her cheeks. Physical examination reveals a temperature of 38.5 ° C (101.3 ° F), a heart rate of 120/min, and a respiratory rate of 30/min. Examination of the skin shows erythema of the cheeks with sparing of the nasal bridge and perioral area. Which of the following is the most likely diagnosis?

21 Options:

22 A: Measles

23 B: Fifth disease

24 C: Roseola

25 D: Scarlet fever
26
27 [Answer] 1. Start by analyzing the patient's age, symptoms, duration
and onset of symptoms, and physical examination findings. The
patient is a 6-month-old girl with a 2-day history of fever and
irritability. She also has a rash on her cheeks. Her temperature
is 38.5°C (101.3°F), a heart rate of 120/min, and a respiratory
rate of 30/min. The skin examination shows erythema of the cheeks
with sparing of the nasal bridge and perioral area.
28 2. Use your medical knowledge to identify the most likely diagnosis.
The symptoms presented are indicative of a viral exanthem, a rash
that appears due to a viral infection.
29 3. Consider the answer options. The options are Measles, Fifth disease
, Roseola, and Scarlet fever. All of these are diseases that can
present with a rash.
30 4. Eliminate incorrect answer options based on your medical knowledge.
Measles typically presents with a rash that starts at the
hairline and moves down, along with Koplik spots in the mouth,
which are not mentioned in the question. Scarlet fever typically
presents with a sandpaper-like rash and a strawberry tongue, which
are also not mentioned. Roseola typically presents with a high
fever that suddenly drops as a rash appears, which does not match
the patient's symptoms.
31 5. The remaining option is Fifth disease, also known as erythema
infectiosum. This disease is common in children and presents with
a "slapped cheek" rash, fever, and irritability, which aligns with
the patient's symptoms.
32 6. Validate your answer by ensuring it aligns with all the information
provided in the question. The patient's age, symptoms, and
physical examination findings all align with a diagnosis of Fifth
disease.
33 7. Therefore, the correct answer is B: Fifth disease. <ANS_START>B<
ANS_END>

34
35
36 [Question] A 70-year-old man presents with a 1-year history of
progressive memory loss, difficulty finding words, and getting
lost in familiar places. Neurologic examination shows impaired
recall and disorientation to time and place. MRI of the brain
shows cortical atrophy and enlarged ventricles. Which of the
following is the most likely diagnosis?

37 Options:
38 A: Alzheimer's disease
39 B: Vascular dementia
40 C: Lewy body dementia
41 D: Frontotemporal dementia
42

43 [Answer] 1. Start by analyzing the patient's age, symptoms, duration
and onset of symptoms, and the results of the physical examination
and diagnostic tests. The patient is a 70-year-old man with a 1-
year history of progressive memory loss, difficulty finding words,
and getting lost in familiar places. The neurologic examination
shows impaired recall and disorientation to time and place. The
MRI of the brain shows cortical atrophy and enlarged ventricles.
44 2. Consider the progression, severity, and duration of the patient's
symptoms. The symptoms have been progressing over a year, which
indicates a chronic condition.
45 3. Use your medical knowledge to identify the most likely diagnosis.
The symptoms of progressive memory loss, difficulty finding words,
and getting lost in familiar places, along with impaired recall
and disorientation to time and place, are characteristic of a
neurodegenerative disease.
46 4. Look at the answer options and eliminate incorrect ones based on
your medical knowledge. Vascular dementia (Option B) typically
presents with stepwise deterioration of cognitive function, which

is not the case here. Lewy body dementia (Option C) is usually accompanied by visual hallucinations, parkinsonism, or fluctuating cognition, none of which are mentioned in the question. Frontotemporal dementia (Option D) often presents with changes in personality and behavior, which is also not mentioned in the question.

- 47 5. The remaining option is Alzheimer's disease (Option A), which is a neurodegenerative disease that commonly presents with progressive memory loss, difficulty finding words, and getting lost in familiar places, especially in older adults. The MRI findings of cortical atrophy and enlarged ventricles are also consistent with Alzheimer's disease.
- 48 6. Validate your answer by ensuring it aligns with all the information provided in the question. Alzheimer's disease fits with the patient's age, the chronic and progressive nature of the symptoms, the neurologic examination findings, and the MRI results.
- 49 7. Therefore, the correct answer is A: Alzheimer's disease. <ANS_START >A<ANS_END >

50
51

52 [Question] A 35-year-old woman presents with a 2-week history of severe headache, fever, and photophobia. She also reports a rash on her lower extremities. Physical examination reveals a temperature of 38.2°C (100.8°F), a heart rate of 110/min, and a petechial rash on her lower extremities. Lumbar puncture shows increased white blood cells with a predominance of lymphocytes, increased protein, and normal glucose. Which of the following is the most appropriate pharmacotherapy?

- 53 Options:
- 54 A: Ceftriaxone and vancomycin
- 55 B: Acyclovir
- 56 C: Amphotericin B
- 57 D: Doxycycline
- 58

- 59 [Answer] 1. Start by analyzing the patient's symptoms: severe headache, fever, photophobia, and a petechial rash on her lower extremities. These symptoms suggest a systemic infection, possibly involving the central nervous system given the presence of headache and photophobia.
- 60 2. Consider the patient's age and duration of symptoms. A 35-year-old woman with a 2-week history of these symptoms suggests an acute infection rather than a chronic condition.
- 61 3. Review the physical examination findings and diagnostic test results. The patient has a fever and tachycardia, further supporting the presence of a systemic infection. The lumbar puncture results show increased white blood cells with a predominance of lymphocytes, increased protein, and normal glucose. These findings are indicative of viral meningitis.
- 62 4. Evaluate the answer options in relation to the most likely diagnosis. Viral meningitis is typically caused by enteroviruses, herpes simplex virus, or arboviruses.
- 63 5. Option A (Ceftriaxone and vancomycin) is used to treat bacterial meningitis, which is not consistent with the lumbar puncture results. Eliminate this option.
- 64 6. Option B (Acyclovir) is an antiviral medication used to treat infections caused by herpes viruses, including herpes simplex virus meningitis. This option aligns with the diagnosis.
- 65 7. Option C (Amphotericin B) is an antifungal medication, which is not consistent with the diagnosis of viral meningitis. Eliminate this option.
- 66 8. Option D (Doxycycline) is an antibiotic used to treat bacterial infections, including certain types of bacterial meningitis, but it is not the first-line treatment for viral meningitis. Eliminate this option.

67 9. Validate the final choice (Option B: Acyclovir) by ensuring it
aligns with all the information provided in the question,
including the patient's age, symptoms, physical examination
findings, and specific diagnostic test results.

68 10. Therefore, the correct answer is B: Acyclovir. <ANS_START>B<
ANS_END>

69

70

71 [Question] A 40-year-old man with a history of alcohol abuse presents
with a 1-day history of severe abdominal pain, nausea, and
vomiting. Physical examination reveals a distended abdomen,
decreased bowel sounds, and tenderness to palpation in the upper
abdomen. Laboratory tests show an elevated serum amylase and
lipase. Which of the following is the most likely diagnosis?

72 Options:

73 A: Acute pancreatitis

74 B: Peptic ulcer disease

75 C: Gastric cancer

76 D: Gastroenteritis

77

78 [Answer] 1. Start by analyzing the patient's age, symptoms, duration
and onset of symptoms, history of present illness, lifestyle
factors, physical examination findings, and any diagnostic test
results presented in the question. The patient is a 40-year-old
man with a history of alcohol abuse. He has been experiencing
severe abdominal pain, nausea, and vomiting for 1 day. His abdomen
is distended, bowel sounds are decreased, and there is tenderness
in the upper abdomen. His serum amylase and lipase levels are
elevated.

79 2. Use your knowledge of medicine to identify the most likely
diagnosis. The patient's history of alcohol abuse, the sudden
onset and severity of his symptoms, and his physical examination
findings are all indicative of a pancreatic condition. The
elevated serum amylase and lipase levels further support this, as
these enzymes are produced by the pancreas and their levels
increase in the blood when the pancreas is inflamed or damaged.

80 3. Consider the answer options in relation to the patient's symptoms
and test results. Acute pancreatitis, peptic ulcer disease,
gastric cancer, and gastroenteritis are all potential diagnoses.

81 4. Eliminate incorrect answer options based on your medical knowledge.
Peptic ulcer disease typically presents with a burning pain in
the middle or upper stomach between meals or at night, not with a
distended abdomen and decreased bowel sounds. Gastric cancer
usually develops slowly over many years, and its symptoms often
only appear in the advanced stages of the disease. Gastroenteritis
, while it can cause abdominal pain, nausea, and vomiting, does
not typically result in a distended abdomen, decreased bowel
sounds, or elevated serum amylase and lipase levels.

82 5. The remaining option, acute pancreatitis, aligns with all the
information provided in the question. The patient's history of
alcohol abuse is a common risk factor for acute pancreatitis. The
sudden onset and severity of his symptoms, his physical
examination findings, and his elevated serum amylase and lipase
levels are all characteristic of this condition.

83 6. Therefore, the most likely diagnosis for this patient is acute
pancreatitis, making option A the correct answer. <ANS_START>A<
ANS_END>

1

2 <human intent>

3

4 Medical Knowledge, Analytical Skills, English Proficiency, Reasoning
Skills, Attention to Detail

5

6 <expert persona>

7

8 You are a medical professional with extensive experience in the field and a deep understanding of the United States Medical Licensing Exam (USMLE). You have successfully passed the USMLE and have a thorough understanding of the format and style of the questions. You are well-versed in a wide range of medical topics, from anatomy and physiology to pathology and pharmacology. You have the ability to analyze complex medical scenarios, apply your knowledge, and make informed decisions. You can accurately interpret the questions and the provided options, and select the correct answer based on your medical knowledge and reasoning. Your expertise and experience make you highly capable of answering these questions correctly and efficiently.

9

10 <prompt guidelines for desired output format>

11

12 You need to output the correct option among [A/B/C/D] for each question separately using your medical knowledge and reasoning. Wrap your only the final answer, without reason for each question separately between <ANS_START> and <ANS_END> tags.