

CLAIM Your Data: Enhancing Imputation Accuracy with Contextual Large Language Models

Ahatsham Hayat

Mohammad Rashedul Hasan

Department of Electrical and Computer Engineering
University of Nebraska-Lincoln
aahatsham2@huskers.unl.edu, hasan@unl.edu

Abstract. This paper introduces the Contextual Language model for Accurate Imputation Method (CLAIM), a novel strategy that capitalizes on the expansive knowledge and reasoning capabilities of pre-trained large language models (LLMs) to address missing data challenges in tabular datasets. Unlike traditional imputation methods, which predominantly rely on numerical estimations, CLAIM utilizes contextually relevant natural language descriptors to fill missing values. This approach transforms datasets into natural language contextualized formats that are inherently more aligned with LLMs' capabilities, thereby facilitating the dual use of LLMs: first, to generate missing value descriptors, and then, to fine-tune the LLM on the enriched dataset for improved performance in downstream tasks. Our evaluations across diverse datasets and missingness patterns reveal CLAIM's superior performance over existing imputation techniques. Furthermore, our investigation into the effectiveness of context-specific versus generic descriptors for missing data highlights the importance of contextual accuracy in enhancing LLM performance for data imputation. The results underscore CLAIM's potential to markedly improve the reliability and quality of data analysis and machine learning models, offering a more nuanced and effective solution for handling missing data.

Keywords: Missing value imputation · Large Language Model · Machine Learning · Contextual Descriptor.

1 Introduction

'Well! I've often seen a cat without a grin,' thought Alice; 'but a grin without a cat! It's the most curious thing I ever saw in all my life!'
Lewis Carroll, *Alice's Adventures in Wonderland* (1865)

A compelling real-world example of how context-unaware estimation of missing data can defy reality and compromise the integrity of downstream tasks is highlighted in [35]. This account describes a scenario where a predictive machine learning (ML) model, developed to process tabular demographic data including individuals' ages, faced challenges due to missing age entries. The imputation strategy employed involved substituting missing age values with zeros—a common default for initializing integers in several programming languages. This approach inadvertently led the

model to categorize individuals with unspecified ages as “toddlers”, resulting in aberrant model behavior. Numerous instances echoing this type of bias in ML models, resulting from context-unaware imputation of missing data, are reported in the literature [35,14,38,43,34,1].

These incidents prompt a critical inquiry into more sophisticated and reality-congruent methods for estimating missing tabular data. While simple statistical replacements such as the mean or median might suffice under the assumption of a normal distribution, predictive ML techniques like k-Nearest Neighbors (k-NN), random forest (RF), or even deep learning (DL)-based generative models offer alternative strategies [20,13,45,8]. These ML/DL methods typically presuppose that missingness in an attribute correlates with observable values in other features. However, this raises fundamental questions: What if the missing data is independent of observed values? Or if the absence of data is influenced solely by unobserved variables? In scenarios where missingness is not attributable to external factors or other observed data, the challenge then becomes how to accurately estimate the missing values. To date, no single imputation method has proven universally effective, underscoring the complexity and variety of missing data scenarios encountered in practice [20].

This paper introduces a novel approach, leveraging the capabilities of pre-trained large language models (LLMs) [6,9,39,26], to innovatively address the challenge of missing data in tabular datasets. Our method, the **Contextual Language model for Accurate Imputation Method (CLAIM)**, diverges significantly from traditional imputation techniques that predominantly estimate missing values through numerical methods. Instead, CLAIM harnesses LLMs’ expansive knowledge [28,29] and reasoning capabilities [9,42,4] in a **dual-phase process**: initially, it employs LLMs to generate contextually relevant natural language descriptors for missing values, effectively transforming datasets into natural language contextualized formats. This transformation is crucial, as it aligns the data with the inherent strengths of LLMs, making it more amenable to their processing capabilities.

Subsequently, these enriched datasets serve as the foundation for fine-tuning LLMs to enhance performance in downstream tasks (e.g., classification), showcasing a unique and effective use of language models beyond their conventional applications. By incorporating contextually relevant descriptors for missing data, CLAIM not only addresses the variability and specificity inherent in data across different domains but also adeptly navigates the complexities introduced by various missingness mechanisms. Through this innovative integration of LLMs into the data imputation process, CLAIM aims to deliver a more nuanced, accurate, and reliable method for data recovery, essential for improving the quality of subsequent data analysis and machine learning tasks.

To assess the effectiveness of CLAIM, we undertake a comprehensive analysis across three standard missing data mechanisms—MCAR (Missing Completely at Random), MAR (Missing at Random), and MNAR (Missing Not at Random) [30], and comparing CLAIM against a wide range of existing imputation methods spanning single and multiple imputation techniques, non-ML and ML methods, and discriminative and generative ML approaches. Our empirical studies, aimed at evaluating the impact of CLAIM on LLM-based downstream classification tasks, are guided by two principal research questions (RQs):

- [RQ1]: How effective is CLAIM in imputing missing values across the distinct missingness mechanisms (MCAR, MAR, and MNAR) and how does it compare with existing imputation methods in terms of accuracy and robustness across varied datasets and missing data scenarios?
- [RQ2]: How does the choice of phrasing for missingness descriptors in CLAIM affect the performance of LLM-based downstream tasks?

The main contributions of this work are multifaceted. Firstly, CLAIM represents a departure from traditional imputation methods by using LLMs to generate context-specific descriptors for missing data, establishing a new benchmark in data imputation. Secondly, through extensive empirical evaluation, we demonstrate CLAIM’s superior performance over existing methods across varied datasets and missingness patterns. Lastly, our analysis of context-specific versus generic descriptors provides key insights into optimizing LLM performance for imputation tasks, highlighting the significance of contextual accuracy. Collectively, these contributions advance data preprocessing techniques and open novel pathways for applying LLMs in complex data science challenges.

2 Method

2.1 Problem Formulation

Consider a tabular dataset represented by a matrix \mathbf{X} consisting of a collection of n instances (rows) where each instance \mathbf{X}^i is a d -dimensional random variable: $\mathbf{X}^i = (X_1^i, \dots, X_d^i)$ (thus d columns). These variables are continuous and/or categorical. The dataset \mathbf{X} has an observed portion denoted by \mathbf{X}_O and a missing portion denoted by \mathbf{X}_M . The missingness pattern in \mathbf{X} is denoted by \mathbf{M} , which is a matrix of the same dimensions as \mathbf{X} in which cells have a value of 1 if missing and 0 otherwise.

The imputation method CLAIM takes \mathbf{X} and transforms it into a missingness-aware contextualized natural language dataset $\mathbf{X}_{\text{missingness_aware}}$ by replacing the missing values by contextually-relevant descriptors. Our goal is to demonstrate the efficacy of CLAIM via the performance of a downstream classification task by fine-tuning an LLM using $\mathbf{X}_{\text{missingness_aware}}$.

2.2 Missingness Patterns

We represent the missing data mechanism as a conditional distribution of \mathbf{M} given \mathbf{X} , which is parameterized by an unknown ϕ , as follows.

$$p_M(\mathbf{M} \mid \mathbf{X}, \phi) = p_M(\mathbf{M} \mid \mathbf{X}_O, \mathbf{X}_M, \phi)$$

In the literature, the following three standard mechanisms for missing data are defined [21].

Missing completely at random (MCAR). An MCAR case occurs when the probability that a value of a variable is missing is independent of the variable itself and any other variables, expressed as follows.

$$p_M(\mathbf{M} \mid \mathbf{X}_O, \mathbf{X}_M, \phi) = p_M(\mathbf{M} \mid \phi)$$

In MCAR, the missingness probability depends neither on the missing variable nor on the observed variables.

Missing at random (MAR). The probability that the value of a variable is missing only depends on the observed values of other variables \mathbf{X}_O . Thus, the missingness is independent of the missing variables and the missing value is predictable from the observed variables, formalized as follows.

$$p_M(\mathbf{M} \mid \mathbf{X}_O, \mathbf{X}_M, \phi) = p_M(\mathbf{M} \mid \mathbf{X}_O, \phi)$$

Missing not at random (MNAR). This case corresponds to missing mechanisms that are neither MCAR nor MAR. In MNAR, the reason for a value to be missing, can depend on other variables, but also on the value that is missing.

$$p_M(\mathbf{M} \mid \mathbf{X}_O, \mathbf{X}_M, \phi) = p_M(\mathbf{M} \mid \mathbf{X}_O, \mathbf{X}_M, \phi)$$

Unlike MAR, the missingness in MNAR cannot be predicted only from the observed variables. There is a no general method of handling MNAR missing data properly [14].

Often the reasons for missing data is ignored when the missingness is due to MCAR or MAR, thus imputation methods can be simplified [33]. For this reason, the majority of research covers the cases where missing data are of the MAR or the MCAR type.

2.3 Generating Missing Values

We constructed synthetic datasets with up to 30% missing values by applying the following three missingness mechanisms on complete datasets: MCAR, MAR and MNAR. The implementations of these mechanisms are modified from [20].

MCAR. It was introduced by randomly removing 30% of the observations from each feature.

MAR. First, we select all observations within the 30-*th* percentile range of an independent feature (usually the first column in the dataset). Then, we randomly remove 60% observations from each corresponding (dependent) feature.

MNAR. We remove the observations of a feature if the observations fall within the 30-*th* percentile range of the feature value.

2.4 Description of CLAIM

Figure 1 illustrates the CLAIM process, which encompasses four stages: (1) constructing a contextualized natural language dataset, (2) generating suitable descriptors for

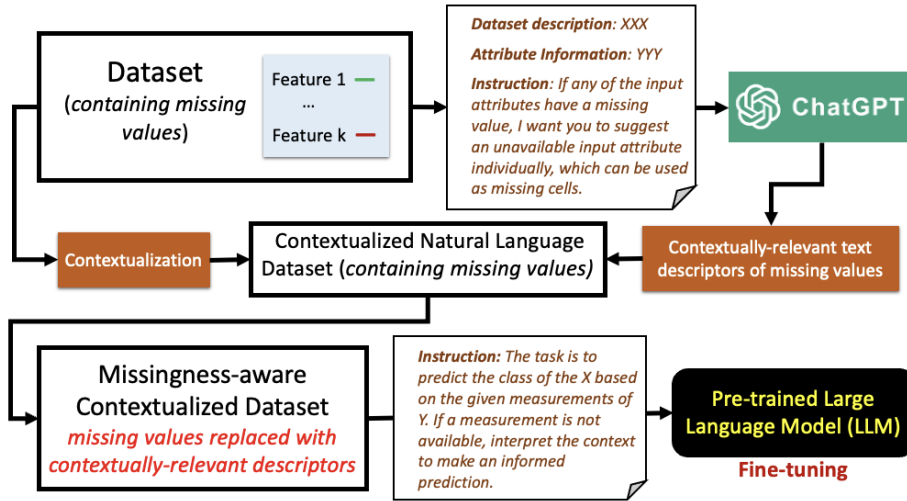


Fig. 1: An overview of CLAIM.

missing values, (3) creating a missingness-aware contextualized dataset, and (4) adapting an LLM for downstream tasks. We detail these stages below.

Constructing a Contextualized Natural Language Dataset. We construct a contextualized natural language dataset from a numeric dataset X containing missing values. The objective is to generate contextually suitable description of each attribute and its measures in natural language. For instance, a record from the UCI Wine dataset [12] with numeric input and output attributes is contextualized as follows: “The alcohol content in the wine is 12.47. The level of malic acid in the wine is 1.52 ... The class of the wine is classified as class 1 wine.”¹ This step converts numeric values into detailed descriptions, preparing the dataset for embedding missing value descriptors.

Generating Suitable Descriptors for Missing Values. Unlike conventional imputation methods that estimate missing values from observed data using numerical methods, we utilize contextually-relevant descriptors of missing values for imputation. We generate these descriptors by a conversational LLM (e.g., OpenAI’s ChatGPT-3.5 [2]). We prompt the LLM with a dataset description and instruct it to generate missing value descriptors, such as: “For any missing attribute values, suggest a descriptor for the missing data that I can place in those cells.” This method relies on the LLM’s extensive knowledge base to produce appropriate missing value descriptors. A list of feature-specific contextually relevant missing-value descriptors for selected datasets are provided in the Appendix.

Creating a Missingness-Aware Contextualized Dataset. We construct the missingness-aware contextualized natural language dataset $X_{\text{missingness_aware}}$ by replacing the missing values with the generated descriptors. This process ensures that each data

¹ the Python script used for contextualization is provided in the Supplementary Material.

instance is aware of its missing attributes, thus capable of improving the LLM’s ability to learn from incomplete data by providing explicit context. Furthermore, we use distinct descriptors for separate features in the dataset that contain missing values, thereby implicitly informing an LLM to handle the missingness of each feature in a contextually-suitable way for improving the performance of the downstream task.

Adapting an LLM for Solving Downstream Tasks. The final step involves fine-tuning a pre-trained LLM with the missingness-aware, contextually-rich dataset. We incorporate specific task instructions and strategies for handling missing data into the fine-tuning process. For instance, for classification tasks, we might include instructions like: “*Predict the class based on the given measurements. Use the context provided by missing value descriptors to inform your prediction.*”

This structured approach, from transforming datasets to fine-tuning LLMs, signifies a comprehensive method for addressing data missingness through the capabilities of LLMs.

3 Experiments

We conducted a series of experiments to systematically evaluate the efficacy of CLAIM in addressing the research questions presented in Section 1. Our validation criterion for CLAIM’s effectiveness was the post-imputation performance of pre-trained LLMs fine-tuned with missing-aware contextual datasets for downstream classification tasks. We focused on three types of missingness mechanisms: MCAR, MAR, and MNAR.

Datasets. We evaluated the performance of CLAIM using seven real-life multivariate classification datasets from the UCI repository [12]. Detailed information on these datasets is provided in the Appendix.

Baseline Imputation Methods. Our approach was compared against a broad spectrum of commonly-used baseline imputation methods, encompassing single imputation (SI) and multiple imputation (MI) techniques, non-ML and ML methods, and both discriminative and generative ML approaches.

SI methods included mean imputation using the feature-wise mean (*non-ML*), k-Nearest Neighbors (k-NN) [3] (*ML: Discriminative*), a tree-based algorithm using MissForest [37] (*ML: Discriminative*), and a deep generative adversarial network for imputation using GAIN (Generative Adversarial Imputation Nets) [45] (*ML: Generative*). The MI method employed was MICE (Multiple Imputation by Chained Equations) [22] (*ML: Discriminative*).

Experimental Settings. The hyperparameter settings for the various imputation methods and the LLM used in our experiments are detailed below.

Hyperparameters for Baseline Imputation Methods. For GAIN, we adhered to the hyperparameters specified in the original publication, setting α to 100, the batch size to 128, the hint rate at 0.9, and the number of iterations to 1000 for optimal performance. MissForest and MICE were configured with their respective default parameters as pro-

vided in their PyPI implementations². For k-NN, we chose $k = 5$ and the Euclidean distance measure based on literature suggesting this configuration offers superior performance [15].

Pre-trained LLM. We utilized the 7 billion-parameter LLaMA 2 model [40], fine-tuning it with the parameter-efficient QLoRA method [11]. The settings were $r = 16$, $\alpha = 64$, $dropout = 0.1$ with the task type set to “CAUSAL_LM”. The learning rate was $2e-4$, using the “paged_adamw_32bit” optimizer.

Experiments were conducted with a batch size of 4 across 50 epochs, considering memory constraints during fine-tuning. Tesla A40 GPUs (48GB RAM) were used for distributed training. For evaluation, we used 20% randomly sampled instances of each dataset. Models were evaluated five times, reporting both average performance and standard deviation.

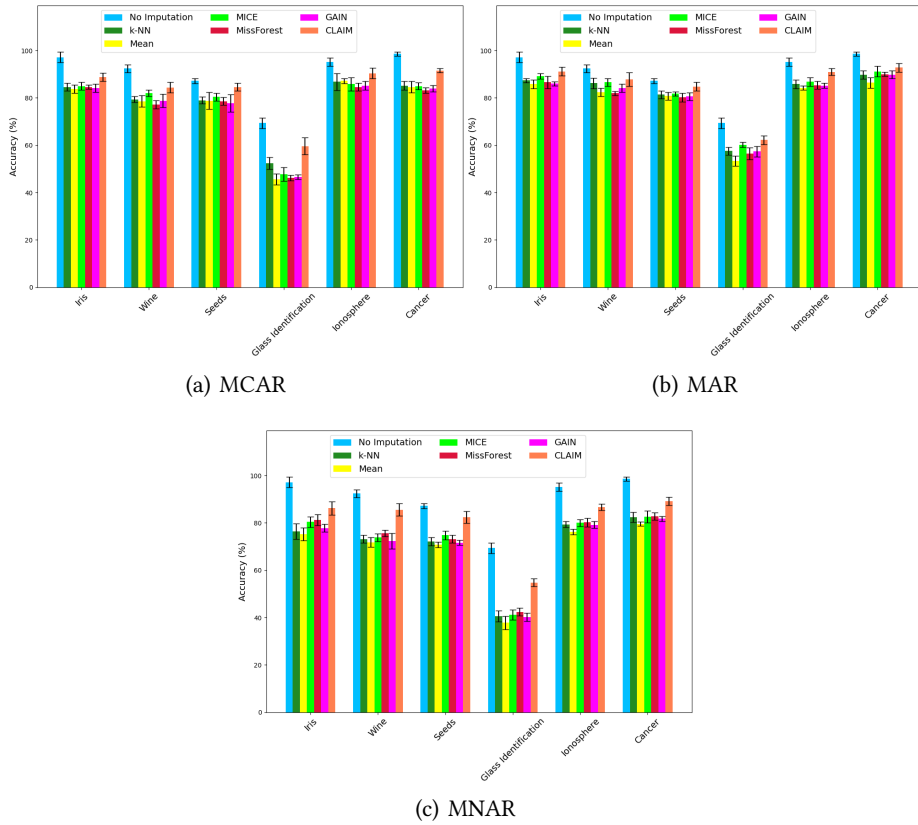


Fig. 2: [RQ1]: Comparison of CLAIM against baseline imputation methods for three missingness patterns, i.e., MCAR, MAR, and MNAR.

² <https://pypi.org/>

3.1 Results

Figure 2 displays the experimental outcomes for seven datasets, where we benchmarked CLAIM against existing imputation methods. Performance metrics for LLMs fine-tuned on fully complete datasets (without any missing values, thus no imputation was necessary) were included for comparison. This approach delineates the effectiveness of CLAIM by providing a reference to baseline performances, offering a clearer perspective on the benefits provided by CLAIM over traditional imputation methods.

[RQ1]: *How effective is CLAIM in imputing missing values across the distinct missingness mechanisms (MCAR, MAR, and MNAR) and how does it compare with existing imputation methods in terms of accuracy and robustness across varied datasets and missing data scenarios?*

MCAR: CLAIM demonstrated superior accuracy in imputing missing values across all datasets compared to baseline imputation methods. Its performance under the MCAR assumption, where missingness is independent of any data, suggests that CLAIM efficiently leverages the contextual information inherent in the dataset for imputation. This efficiency is particularly evident in its ability to significantly close the gap towards the performance of fully complete datasets (no imputation), showcasing its effectiveness.

MAR: Under MAR, where missingness depends on observed data, the adaptability of CLAIM is further highlighted. It outperforms other methods by a considerable margin, indicating its proficiency in utilizing available data points to predict missing values accurately.

MNAR: The MNAR scenario, characterized by missingness that depends on unobserved data, poses the greatest challenge. Here, CLAIM’s performance remains notably superior to traditional imputation methods. This robustness in the face of the most difficult missingness mechanism illustrates CLAIM’s potential to effectively mitigate the biases introduced by MNAR missingness, utilizing the LLaMA 7B model’s capacity to infer missing information from complex patterns.

To elucidate the superior performance of CLAIM over traditional baseline imputation methods, we delved into its performance on **three particularly challenging datasets**: Glass Identification, Seeds, and Wine. These datasets were selected due to the relatively lower performance exhibited by the LLM when utilizing fully complete versions of the datasets, highlighting their complexity and the rigorous testing ground they provide for evaluating CLAIM’s effectiveness.

Table 1 presents a detailed comparative analysis. For the Glass Identification dataset, where the LLM achieved an accuracy of only 69.40% with the full dataset, CLAIM demonstrated a significant advantage. It outperformed the best baseline method (k-NN, which achieved 52.40% accuracy) by a substantial margin of 7.2%. This performance gap underscores CLAIM’s robustness and its ability to effectively handle missing data within complex datasets.

The challenge escalates with the Seeds dataset, wherein CLAIM surpassed the top-performing baseline method (MICE) by a margin of 4.2%. This further exemplifies CLAIM’s superiority in managing missing data, even in datasets where the LLM’s base performance is less than optimal.

Table 1: Comparative performance of CLAIM versus leading imputation methods across three challenging datasets. The best performing baseline imputation method names are in **bold**.

Dataset & Condition	Best Baseline	CLAIM Performance Gap	
Glass Identification			
No imputation (full data)	—	69.40%	—
MCAR	52.40% (k-NN)	59.60%	7.2%
MAR	60.20% (MICE)	62.20%	2.0%
MNAR	42.40% (MissForest)	54.80%	12.4%
Seeds			
No imputation (full data)	—	87.20%	—
MCAR	80.40% (MICE)	84.60%	4.2%
MAR	81.80% (MICE)	84.80%	3.0%
MNAR	74.80% (MICE)	82.40%	7.6%
Wine Quality			
No imputation (full data)	—	92.40%	—
MCAR	82.00% (MICE)	84.40%	2.4%
MAR	86.60% (MICE)	87.80%	1.2%
MNAR	75.60% (MissForest)	85.60%	10.0%

The Wine dataset showcased a similar trend, with CLAIM exceeding the best baseline performance by a margin of 2.4%. It’s noteworthy that the performance gaps between CLAIM and the best-performing baseline methods are relatively modest under MAR conditions—2%, 3%, and 1.2% for Glass Identification, Seeds, and Wine, respectively. This observation suggests that while the predictability of missingness from observed data in MAR scenarios offers some leverage for traditional imputation methods, CLAIM still maintains a performance edge.

The MNAR scenario, characterized by the most complex pattern of missingness, highlighted CLAIM’s distinct advantage. Across all three datasets, CLAIM not only managed to outperform the best baseline methods but did so with remarkable performance gains of 12.4%, 7.6%, and 10% for Glass Identification, Seeds, and Wine, respectively. This substantial improvement underlines CLAIM’s adeptness at navigating the intricacies of MNAR missingness, further cementing its status as a highly effective tool for handling various missing data scenarios with aplomb.

Discussion on RQ1. CLAIM’s superior accuracy across diverse missingness patterns and datasets unequivocally affirms its effectiveness in a variety of challenging scenarios, thereby **addressing RQ1**. This consistent overperformance not only underscores its utility but also illustrates the significant benefits of integrating contextualized natural language models into the data imputation process. The pronounced accuracy improvements observed in complex datasets, such as the Glass Identification and Seeds datasets, point to a distinct advantage over traditional imputation techniques, which often falter under such conditions.

The **robust performance** of CLAIM, evident across MCAR, MAR, and MNAR missingness mechanisms, showcases its **broad applicability and dependability**.

This marks a departure from conventional methods, which might only perform well under limited conditions or with specific types of data [20]. CLAIM’s methodology, which involves verbalizing data and employing contextually relevant descriptors for imputation, ensures its adeptness across various scenarios and data modalities.

Moreover, the minimal variation in CLAIM’s performance across different iterations further underscores its stability and reliability as an imputation method. Such consistency is indispensable for real-world applications, where the quality of imputation directly impacts the efficacy of subsequent data analyses. The ability of CLAIM to maintain a low error margin consistently highlights its potential as a go-to solution for data imputation, offering both precision and reliability.

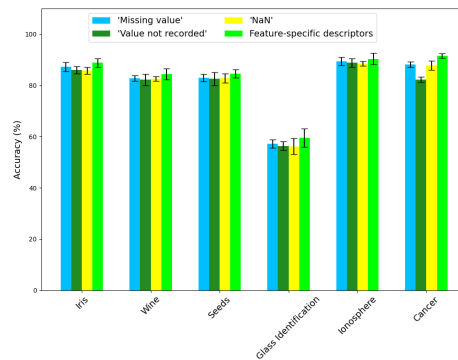


Fig. 3: [RQ2]: Impact of different descriptors for missingness in CLAIM on MCAR datasets.

[RQ2]: *How does the choice of phrasing for missingness descriptors in CLAIM affect the performance of LLM-based downstream tasks?*

Initially, we utilized contextually relevant descriptors for missing values, leading to unique phrases for different features within a dataset. To address RQ2, we aimed to determine whether using a uniform, yet contextually relevant, descriptor for all features would offer comparable benefits. To this end, we experimented with three consistent descriptors: “NaN”, “Missing value”, and “Value not recorded”. These experiments, focusing on the MCAR scenario, sought to ascertain whether it is more beneficial to use contextually nuanced descriptors or whether a generic descriptor is adequate to harness the LLMs’ general knowledge for managing missing values in datasets.

The experimental findings (Figure 3) illuminate the influence of missing data phrasing on the effectiveness of LLMs in addressing such situations. The results reveal a distinct pattern: generic descriptors, such as “NaN”, consistently perform worse than context-specific descriptors designed for each feature and dataset. Among the three fixed descriptors tested, there were some variations in performance. Both “NaN” and “Missing value” outperformed “Value not recorded”, with “Missing value” achieving the best results in most cases among the static descriptors.

The superior performance of feature-specific descriptors indicates that LLMs better interpret and manage missing data when it is described in a way that accurately

reflects the context of the missing information. For example, a descriptor like “*Malic acid quantity missing for this wine sample*” allows the LLM to more effectively understand and address the missing data point than a more generic descriptor like “*The level of malic acid in the wine is NaN*”.

Discussion on RQ2. The findings related to RQ2 underscore the importance of context in the interaction between LLMs and missing data. The preference for context-specific descriptors over generic ones likely arises from the LLM’s capacity to utilize its extensive training on diverse language uses and contexts. When missing data is described in a manner that aligns with the specific context of a feature, the LLM is better positioned to apply its vast repository of knowledge to deduce or generate suitable imputations. This effectiveness diminishes with the use of generic labels, which offer minimal contextual information for the LLM to draw upon.

4 Related Work

The challenge of missing data in tabular datasets has led to the development of numerous imputation methods, broadly classified into three categories: statistical methods, machine learning techniques, and the more recently developed deep learning approaches.

Statistical Methods. Widely used statistical imputation methods include mean/median imputation, regression imputation, and the expectation-maximization (EM) algorithm [10]. These single imputation approaches are straightforward but fail to capture the uncertainty inherent in the imputation of missing values. To address this, Rubin [31] introduced a technique for multiple imputation, later refined [32,21], which generates multiple imputed datasets to reflect the uncertainty, thereby providing more reliable statistical inferences.

Among the multiple imputation techniques, Multivariate Imputation by Chained Equations (MICE) [7], stands out. MICE iteratively imputes missing values by modeling each missing data point separately, making it particularly effective for handling MCAR (Missing Completely At Random) and Missing At Random (MAR) data.

Machine Learning Methods. In the realm of machine learning, several single imputation methods have been explored, including k-nearest neighbors (k-NN) [3], traditional neural networks [18,36], and MissForest [37]. The k-NN is based on a discriminative algorithm that utilizes the similarity between instances, typically measured by Euclidean distance, to impute missing values. It offers flexibility in handling both continuous and categorical data. MissForest, leveraging the power of random forests, excels in datasets with complex interactions and non-linear relationships, often outperforming other methods in terms of accuracy and robustness. Both k-NN and missForest are shown to be very effective as compared to other sophisticated imputation methods [13,20].

Deep Learning Methods. Recent advances in deep learning have inspired novel imputation methods like Denoising Autoencoders (DAE) [41] and Generative Adversarial Nets (GAN) [17]. These approaches, however, often assume complete data during training or struggle with datasets containing mixed variable types. The Generative

Adversarial Imputation Nets (GAIN) [44] represent a significant advancement, specifically designed for imputing missing data without the need for complete datasets. Despite their innovative approach, methods like GAIN often rank behind more traditional machine learning methods such as k-NN in terms of performance [20].

Other noteworthy developments include the use of denoising auto-encoders for multiple imputation (MIDA) [16] from a de-noised auto-encoder [41,23] and the application of Variational Auto-Encoders (VAE) to data imputation [8,24,27]. The Deep Ladder Imputation Network (DLIN) [19] combines denoising auto-encoders with a ladder network architecture, showing promise in handling high missing ratios and spatial/temporal data. Similarly, the Heterogeneous-Incomplete VAE (HI-VAE) [25] offers a tailored approach for imputing missing values in tabular data, demonstrating competitive performance against established methods. An approach specifically tailored to impute tabular non-numerical data (text and categorical variables) is proposed in [5]. It leverages deep learning techniques to capture complex relationships between different columns and impute missing values more accurately than traditional methods. Interestingly, the authors found that in many cases, simpler linear n-gram models performed on par with deep learning models, requiring less computational resources.

5 Conclusion and Future Directions

In this paper, we introduced CLAIM, a novel approach that leverages the contextual understanding capabilities of LLMs for data imputation. Through rigorous evaluation across diverse datasets and missingness patterns—including MCAR, MAR, and MNAR—CLAIM has demonstrated superior accuracy, outperforming conventional imputation methods. This consistency in overcoming the challenges posed by different types of missing data unequivocally affirms the effectiveness of CLAIM in a wide array of scenarios, marking a significant leap in the field of data imputation.

The robust performance of CLAIM across various missingness mechanisms not only showcases its broad applicability and reliability but also represents a departure from traditional imputation methods. These conventional approaches often exhibit limitations, excelling under specific conditions or with certain data types. In contrast, CLAIM’s methodology, which involves verbalizing data and employing contextually relevant descriptors for imputation, ensures its adeptness across a multitude of scenarios and data modalities. This adaptability underlines the importance of integrating contextualized natural language models into the data imputation process, offering a more nuanced and effective solution to the pervasive issue of missing data.

Moreover, our exploration into the use of contextually nuanced descriptors further underscores the potential of CLAIM. By engaging LLMs’ general knowledge and their sophisticated understanding of language and context, we have shown that carefully chosen descriptors significantly enhance the model’s ability to handle missing data. This not only boosts the precision of imputations but also leverages the LLM’s inherent strengths, demonstrating the critical role of context in improving data processing tasks.

Building upon the promising results demonstrated by CLAIM, future work will aim to explore several avenues to further enhance its effectiveness and applicability in the

field of data imputation. One key area of focus will be the extension of CLAIM to handle more complex data types, such as time-series data, images, and unstructured text, to evaluate its versatility and efficiency in dealing with diverse data formats. Additionally, there is a potential to refine the model's performance by incorporating feedback mechanisms that allow CLAIM to learn from its imputations, thereby improving accuracy over time through reinforcement learning techniques.

Another promising direction involves exploring the integration of CLAIM with domain-specific LLMs. By tailoring the contextual understanding capabilities of LLMs to specific fields, such as healthcare, finance, or environmental science, the imputation process could be significantly enhanced, leading to more accurate and meaningful data imputations within these specialized contexts.

6 Limitations

Despite the notable advancements presented by CLAIM in addressing missing data within tabular datasets, this work has several limitations. First, the efficacy of CLAIM is inherently dependent on the quality and breadth of the training data used to develop the underlying LLMs. In scenarios where the LLMs have not been exposed to data similar to the specific context or domain of the missing information, their ability to generate accurate and relevant imputations may be compromised. Additionally, the approach assumes that the descriptive context provided for missing values is sufficiently informative for the LLM to understand and act upon, which may not always be the case. Furthermore, the computational requirements for processing large datasets with CLAIM, given the need for interaction with sophisticated LLMs, could pose scalability challenges. Lastly, while CLAIM shows promise in handling various missingness mechanisms, its performance in highly specialized or niche domains, where expert knowledge significantly influences data interpretation, has yet to be fully explored.

References

1. Abedjan, Z., Golab, L., Naumann, F., Papenbrock, T.: Data Profiling, Synthesis Lectures on Data Management, vol. 10. Morgan & Claypool (2018). <https://doi.org/10.2200/s00878ed1v01y201810dtm052>
2. Achiam, J., Andrychowicz, M., Beattie, A., Clark, J., Drozdov, N., Ecoffet, A., Edwards, D., Giddings, J., Goldberg, I., Gomez, M., et al.: Gpt-4 technical report. arXiv preprint arXiv:2303.08774 (2023)
3. Batista, G.E., Monard, M.C.: A study of k-nearest neighbour as an imputation method. In: Frontiers in Artificial Intelligence and Applications. vol. 87, pp. 251–260. HIS (2002)
4. Bhatia, K., Narayan, A., De Sa, C., Ré, C.: TART: A plug-and-play Transformer module for task-agnostic reasoning (Jun 2023). <https://doi.org/10.48550/arXiv.2306.07536>, <http://arxiv.org/abs/2306.07536>, arXiv:2306.07536 [cs]
5. Biessmann, F., Salinas, D., Schelter, S., Schmidt, P., Lange, D.: "deep" learning for missing value imputation in tables with non-numerical data. In: Proceedings of the 27th ACM International Conference on Information and Knowledge Management. p. 2017–2025. CIKM '18, Association for Computing Machinery, New York, NY, USA (2018). <https://doi.org/10.1145/3269206.3272005>, <https://doi.org/10.1145/3269206.3272005>

6. Brown, T., Mann, B., Ryder, N., Subbiah, M., Kaplan, J.D., Dhariwal, P., Neelakantan, A., Shyam, P., Sastry, G., Askell, A., Agarwal, S., Herbert-Voss, A., Krueger, G., Henighan, T., Child, R., Ramesh, A., Ziegler, D., Wu, J., Winter, C., Hesse, C., Chen, M., Sigler, E., Litwin, M., Gray, S., Chess, B., Clark, J., Berner, C., McCandlish, S., Radford, A., Sutskever, I., Amodei, D.: Language Models are Few-Shot Learners. In: *Advances in Neural Information Processing Systems*. vol. 33, pp. 1877–1901. Curran Associates, Inc. (2020)
7. Buuren, S.v., Groothuis-Oudshoorn, K.: Mice: Multivariate imputation by chained equations in r. *Journal of Statistical Software* **45**, 1–67 (2011)
8. Camino, R.D., Hammerschmidt, C.A., State, R.: Improving missing data imputation with deep generative models. *arXiv preprint arXiv:1902.10666* pp. 1–8 (2019)
9. Chowdhery, A., Narang, S., Devlin, J., Bosma, M., Mishra, G., Roberts, A., Barham, P., Chung, H.W., Sutton, C., Gehrmann, S., Schuh, P., Shi, K., Tsvyashchenko, S., Maynez, J., Rao, A., Barnes, P., Tay, Y., Shazeer, N., Prabhakaran, V., Reif, E., Du, N., Hutchinson, B., Pope, R., Bradbury, J., Austin, J., Isard, M., Gur-Ari, G., Yin, P., Duke, T., Levskaya, A., Ghemawat, S., Dev, S., Michalewski, H., Garcia, X., Misra, V., Robinson, K., Fedus, L., Zhou, D., Ippolito, D., Luan, D., Lim, H., Zoph, B., Spiridonov, A., Sepassi, R., Dohan, D., Agrawal, S., Omernick, M., Dai, A.M., Pillai, T.S., Pellat, M., Lewkowycz, A., Moreira, E., Child, R., Polozov, O., Lee, K., Zhou, Z., Wang, X., Saeta, B., Diaz, M., Firat, O., Catasta, M., Wei, J., Meier-Hellstern, K., Eck, D., Dean, J., Petrov, S., Fiedel, N.: PaLM: Scaling Language Modeling with Pathways (Oct 2022), <http://arxiv.org/abs/2204.02311>, arXiv:2204.02311 [cs]
10. Dempster, A.P., Laird, N.M., Rubin, D.B.: Maximum likelihood from incomplete data via the em algorithm. *Journal of the Royal Statistical Society: Series B (Methodological)* **39**(1), 1–22 (1977)
11. Dettmers, T., Pagnoni, A., Holtzman, A., Zettlemoyer, L.: Qlora: Efficient finetuning of quantized llms (2023)
12. Dua, D., Graff, C.: UCI machine learning repository (2017), <http://archive.ics.uci.edu/ml>
13. Emmanuel, T., Maupong, T., Mpoeleng, D., Semong, T., Mphago, B., Tabona, O.: A survey on missing data in machine learning. *J Big Data* **8**(1), 140 (2021). <https://doi.org/10.1186/s40537-021-00516-9>, epub 2021 Oct 27. PMID: 34722113; PMCID: PMC8549433
14. García-Laencina, P.J., Sancho-Gómez, J., Figueiras-Vidal, A.R.: Pattern classification with missing data: a review. *Neural Comput. Appl.* **19**(2), 263–282 (2010). <https://doi.org/10.1007/S00521-009-0295-6>, <https://doi.org/10.1007/s00521-009-0295-6>
15. Gimpy, M.: Missing value imputation in multi attribute data set. *Int. J. Comput. Sci. Inf. Technol.* **5**(4), 1–7 (2014)
16. Gondara, L., Wang, K.: Mida: Multiple imputation using denoising autoencoders. In: *Pacific-Asia conference on knowledge discovery and data mining*. pp. 260–272. Springer (2018)
17. Goodfellow, I., Pouget-Abadie, J., Mirza, M., Xu, B., Warde-Farley, D., Ozair, S., et al.: Generative adversarial nets. In: Ghahramani, Z., Welling, M., Cortes, C., Lawrence, N., Weinberger, K.Q. (eds.) *Advances in Neural Information Processing Systems*. vol. 27, pp. 2672–2680. Curran Associates, Inc., Montréal, Canada (2014)
18. Gupta, A., Lam, M.S.: Estimating missing values using neural networks. *Journal of the Operational Research Society* **47**(2), 229–238 (1996)
19. Hallaji, E., Razavi-Far, R., Saif, M.: Dlin: Deep ladder imputation network. *IEEE Transactions on Cybernetics* **52**(9), 8629–8641 (2021)
20. Jäger, S., Allhorn, A., Biessmann, F.: A benchmark for data imputation methods. *Front Big Data* **4**, 693674 (2021). <https://doi.org/10.3389/fdata.2021.693674>, pMID: 34308343; PMCID: PMC8297389

21. Little, R.J., Rubin, D.B.: *Statistical Analysis with Missing Data*, vol. 793. John Wiley & Sons, 3 edn. (2019)
22. Little, R.J.A., Rubin, D.B.: *Statistical Analysis with Missing Data*. John Wiley & Sons, Hoboken, 2 edn. (2002)
23. Lu, H.m., Perrone, G., Unpingco, J.: Multiple imputation with denoising autoencoder using metamorphic truth and imputation feedback. arXiv preprint arXiv:2002.08338 (2020)
24. McCoy, J.T., Kroon, S., Auret, L.: Variational autoencoders for missing data imputation with application to a simulated milling circuit. *IFAC-PapersOnLine* **51**(21), 141–146 (2018), 5th IFAC Workshop on Mining, Mineral and Metal Processing MMM 2018
25. Nazabal, A., Olmos, P.M., Ghahramani, Z., Valera, I.: Handling incomplete heterogeneous data using vaes. arXiv preprint arXiv:1807.03653 (2018)
26. OpenAI: GPT-4 Technical Report (Mar 2023). <https://doi.org/10.48550/arXiv.2303.08774>, <http://arxiv.org/abs/2303.08774>, arXiv:2303.08774 [cs]
27. Qiu, Y.L., Zheng, H., Gevaert, O.: Genomic data imputation with variational auto-encoders. *GigaScience* **9**(8), g1aa082 (2020)
28. Raffel, C., Shazeer, N., Roberts, A., Lee, K., Narang, S., Matena, M., Zhou, Y., Li, W., Liu, P.J.: Exploring the limits of transfer learning with a unified text-to-text transformer. *The Journal of Machine Learning Research* **21**(1), 140:5485–140:5551 (Jan 2020)
29. Roberts, A., Raffel, C., Shazeer, N.: How Much Knowledge Can You Pack Into the Parameters of a Language Model? In: *Proceedings of the 2020 Conference on Empirical Methods in Natural Language Processing (EMNLP)*. pp. 5418–5426. Association for Computational Linguistics, Online (Nov 2020). <https://doi.org/10.18653/v1/2020.emnlp-main.437>, <https://aclanthology.org/2020.emnlp-main.437>
30. Rubin, D.B.: Inference and missing data. *Biometrika* **63**, 581–592 (1976). <https://doi.org/10.1093/biomet/63.3.581>
31. Rubin, D.B.: Multiple imputations in sample surveys—a phenomenological bayesian approach to nonresponse. In: *Proceedings of the survey research methods section of the American Statistical Association*. vol. 1, pp. 20–34. American Statistical Association, Alexandria, VA, USA (1978)
32. Rubin, D.B.: *Multiple Imputation for Nonresponse in Surveys*. John Wiley & Sons, New York, NY (2004)
33. Schafer, J.L.: *Analysis of Incomplete Multivariate Data*. Chapman & Hall/CRC, London, UK (1997)
34. Schelter, S., Biessmann, F., Januschowski, T., Salinas, D., Seufert, S., Szarvas, G.: On challenges in machine learning model management. *IEEE Data Eng. Bull.* **41**(4), 5–15 (2018), <http://sites.computer.org/debull/A18dec/p5.pdf>
35. Schelter, S., Rukat, T., Biessmann, F.: JENGA - A framework to study the impact of data errors on the predictions of machine learning models. In: Velegrakis, Y., Zeinalipour-Yazti, D., Chrysanthis, P.K., Guerra, F. (eds.) *Proceedings of the 24th International Conference on Extending Database Technology, EDBT 2021, Nicosia, Cyprus, March 23 - 26, 2021*. pp. 529–534. OpenProceedings.org (2021). <https://doi.org/10.5441/002/EDBT.2021.63>, <https://doi.org/10.5441/002/edbt.2021.63>
36. Sharpe, P.K., Solly, R.: Dealing with missing values in neural network-based diagnostic systems. *Neural Computing & Applications* **3**(2), 73–77 (1995)
37. Stekhoven, D.J., Bühlmann, P.: Missforest—non-parametric missing value imputation for mixed-type data. *Bioinformatics* **28**(1), 112–118 (2012)
38. Stoyanovich, J., Howe, B., Jagadish, H.V.: Responsible data management. *Proceedings of the VLDB Endowment* **13**, 3474–3488 (2020). <https://doi.org/10.14778/3415478.3415570>

39. Touvron, H., Lavril, T., Izacard, G., Martinet, X., Lachaux, M.A., Lacroix, T., Rozière, B., Goyal, N., Hambro, E., Azhar, F., Rodriguez, A., Joulin, A., Grave, E., Lample, G.: LLaMA: Open and Efficient Foundation Language Models (Feb 2023), <http://arxiv.org/abs/2302.13971>, arXiv:2302.13971 [cs]
40. Touvron, H., Martin, L., Stone, K., Albert, P., Almahairi, A., Babaei, Y., Bashlykov, N., Batra, S., Bhargava, P., Bhosale, S., Bikel, D., Blecher, L., Ferrer, C.C., Chen, M., Cucurull, G., Esiobu, D., Fernandes, J., Fu, J., Fu, W., Fuller, B., Gao, C., Goswami, V., Goyal, N., Hartshorn, A., Hosseini, S., Hou, R., Inan, H., Kardaş, M., Kerkez, V., Khabsa, M., Kloumann, I., Korenev, A., Koura, P.S., Lachaux, M.A., Lavril, T., Lee, J., Liskovich, D., Lu, Y., Mao, Y., Martinet, X., Mihaylov, T., Mishra, P., Molybog, I., Nie, Y., Poulton, A., Reizenstein, J., Rungta, R., Saladi, K., Schelten, A., Silva, R., Smith, E.M., Subramanian, R., Tan, X.E., Tang, B., Taylor, R., Williams, A., Kuan, J.X., Xu, P., Yan, Z., Zarov, I., Zhang, Y., Fan, A., Kambadur, M., Narang, S., Rodriguez, A., Stojnic, R., Edunov, S., Scialom, T.: Llama 2: Open foundation and fine-tuned chat models (2023)
41. Vincent, P., Larochelle, H., Bengio, Y., Manzagol, P.A.: Extracting and composing robust features with denoising autoencoders. In: Proceedings of the 25th international conference on machine learning. pp. 1096–1103 (2008)
42. Wei, J., Wang, X., Schuurmans, D., Bosma, M., Ichter, B., Xia, F., Chi, E., Le, Q., Zhou, D.: Chain-of-Thought Prompting Elicits Reasoning in Large Language Models (Jan 2023). <https://doi.org/10.48550/arXiv.2201.11903>, <http://arxiv.org/abs/2201.11903>, arXiv:2201.11903 [cs]
43. Yang, K., Huang, B., Stoyanovich, J., Schelter, S.: Fairness-aware instrumentation of pre-processing pipelines for machine learning. In: Proceedings of the Workshop on Human-In-the-Loop Data Analytics (HILDA'20). ACM (2020). <https://doi.org/10.1145/3398730.3399194>
44. Yoon, J., Jordon, J., van der Schaar, M.: Gain: Missing data imputation using generative adversarial nets. In: International conference on machine learning. pp. 5689–5698. PMLR (2018)
45. Yoon, J., Jordon, J., van der Schaar, M.: Gain: Missing data imputation using generative adversarial nets (2018)