

# Four-nucleon clustering near the QCD critical point: theory versus experiment

Edward Shuryak\*

Center for Nuclear Theory, Department of Physics and Astronomy,  
Stony Brook University, Stony Brook, New York 11794-3800, USA

This letter relates theoretical predictions made previously with recently announced RHIC BES-II experimental data on multi-baryon fluctuations. We conclude that new statistically significant effect is observed, and its features are in good agreement with predictions.

## I. THEORY OF FOUR BARYON CLUSTERS

The original suggestion [1] to search for the QCD critical point (CP) via energy scan with focus on event-by-event fluctuations resulted in BES program at RHIC. Out of large theoretical literature we focus here on a sequence of papers focusing on “kurtosis” of nucleon multiplicity distribution and its relation to four-nucleon correlations at freezeout conditions.

In [2–4] we used classical molecular dynamics, novel semiclassical “flucton” method, and then direct Path Integral Monte Carlo, with the usual nuclear forces as well as their versions modified near CP. All of those focus on four nucleon systems, the lightest one which possesses “preclusters” decaying into multiple ( $\sim 50$ ) bound states with small binding, as well as small positive energy states. To our knowledge no other group related event-by-event and thermodynamical susceptibilities to local clustering of the nucleons.

The modification near CP is due to novel interactions between nucleons caused by the exchanges of the “order parameter field” with large correlation length near the CP. This field has nonlinear coupling with itself, producing three and four-body interactions between nucleons shown in Fig.1.

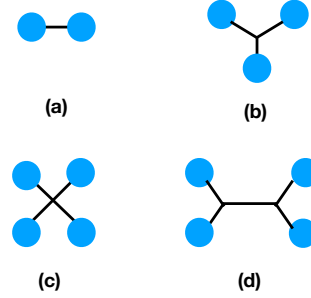


FIG. 1. Two, three and four-body interactions of the nucleons due to exchanges of the “order parameter” field  $\phi$

In [4] we used lattice results for critical fluctuations near the second-order phases transitions, as well as analytic results for effective potential worked out by Heidelberg group via Wetterich’s functional equation. Needless to say, we found good agreement between those.

The derived temperature dependence of corresponding couplings is shown in Fig.2, versus the reduced temperature

$$t = \frac{T - T_c}{T_c}$$

Note that coefficient of  $\phi^2/2$  (squared effective mass  $m^2$ ) is not going to zero at  $t = 0$ , the CP, although the correlation length is infinite there. Triple and quartic coupling, on the other hand, rapidly grow towards the CP  $t \rightarrow 0$ . As a result, effective free energy  $\Delta F$  of a 4-nucleon cluster (lower plot Fig.2) changes sign and  $\Delta F$  gets strongly repulsive in the CP vicinity.

The resulting predictions of that paper were:

- (i) four-nucleon preclustering  $\sim \exp(-\Delta F/T)$  should be *suppressed* in the narrow vicinity of the CP, at  $|t| < 1/10$  or so.
- (ii) This should be observable via multiplicity cumulants, e.g. the kurtosis  $C_4/C_2$  ratio
- (iii) Similar effect should also be seen in tritium production, because 4-N clusters decay into shallow

\* edward.shuryak@stonybrook.edu

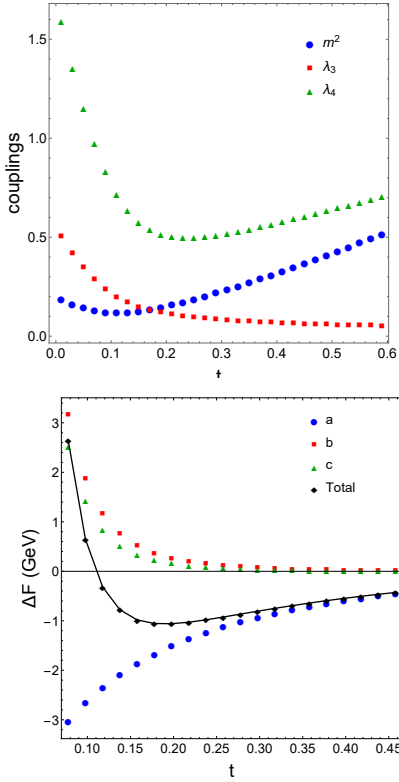


FIG. 2. (upper) The quadratic, cubic and quartic couplings as a function of reduced temperature. (Lower) Effective free energy of a 4-nucleon cluster. Points marked  $a, b, c$  are contributions from diagrams in Fig.1, the contribution of the diagram  $d$  turned out to be negligible.

$O(50)$  states of  ${}^4\text{He}$  which have large branchings into  $t + p$ , see [2] for details.

## II. EXPERIMENTAL DATA

In 2020, when the last of these theory papers [4] was written, the pertinent data were those shown in Fig.3. The error bars from BES-I program were too large, yet curious correlated dips around collision energy  $20 \text{ GeV}/N$  in both plots were noticed and discussed.

At recent Critical Point and Onset of Deconfinement (CPOD 2024, Berkeley) conference new set of data, from BES-II run and STAR collaboration have been presented [5], see Fig.4. The accuracy of STAR data are now greatly improved. Also predictions of conventional models (not possessing the critical fluctuations) were worked out by a number of approaches. The deviation between the data and these

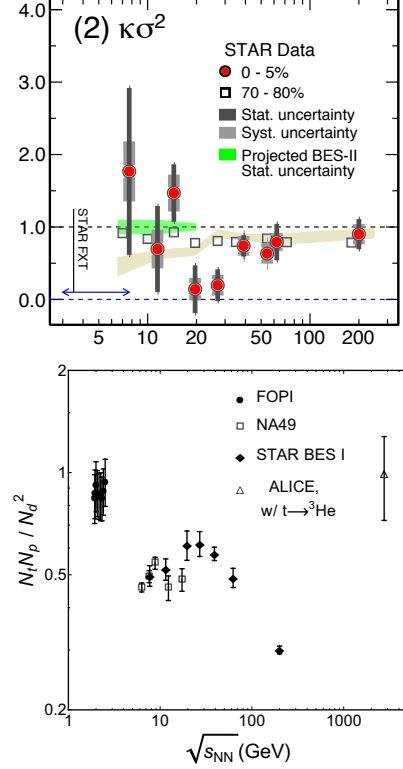


FIG. 3. Caption

conventional predictions reveal a narrow dip in kurtosis, at energy  $\approx 20 \text{ GeV}/N$ , shown in the lower plot.

## III. CONCLUSIONS

(i) The most striking feature is the *sign* of the deviation effect: what is observed is significant *suppression* of kurtosis, not an anticipated enhancement in earlier works. According to [4] it is due to *repulsive* manybody forces from diagrams  $(b, c)$  predicted to be dominant close to CP.

(ii) Furthermore, this dip is rather narrow, corresponding to small reduced temperature  $|t| < 1/10$ . (Note that by  $t$  we mean that in effective Ising model. In heavy ion collisions the Ising plot should be rotated, to tangent to the critical line, so it is in fact combination of the temperature and chemical potential.)

(iii) The dip is located near energy  $20 \text{ GeV}/N$ , same place as suspected previously in another dip in (normalized) tritium production ratio.

We end with a general theoretical argument from

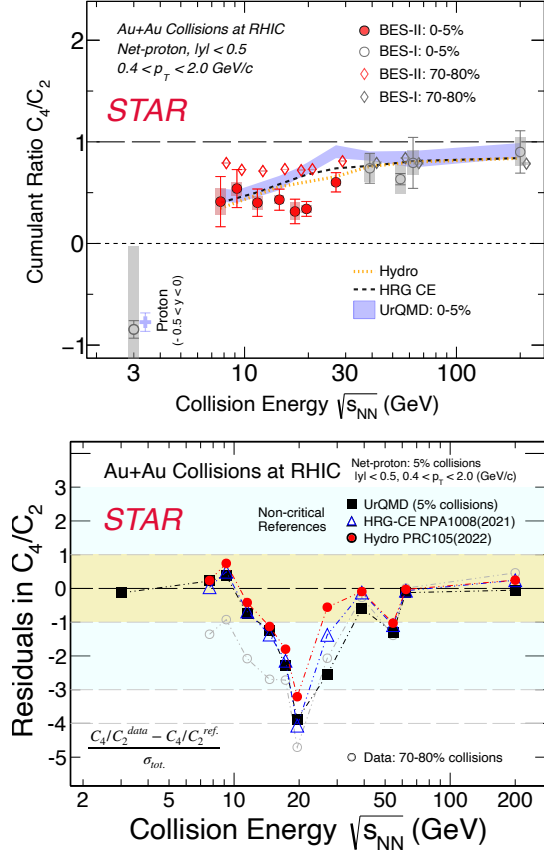


FIG. 4. Caption

[4] of the *sign* of the effect, which is in fact independent on the details and mandatory. If only at

tractive binary forces (diagram *a*) be included, one would have the following paradox: as hypothetically the path hits directly the CP and thus the correlation length gets as large as to reach the size of the fireball, with  $N = O(200)$  nucleons and  $N^2/2$  pairs, it would produce so strong mutual attraction of them that fireball would implode, as during a Black Hole formation from a star. Nothing like that is seen, so repulsive multibody forces are mandatory in order to prevent that from happening.

The *width* of the predicted dip, on the other hand, depends on numerical values of the couplings. We get those from universality arguments and solutions to Wetterich equations for Ising model. We have not performed rotation of the Ising map to  $T - \mu$  plot or fitted any parameters to kurtosis data yet, but in can soon be done.

Finally, one may start discussions of the *shape* of this dip. For each collision energy the corresponding adiabatic paths around the CP are different, so the effective couplings on their paths should in general deviate, perhaps making the dip somewhat asymmetric. New BES-II data are now good enough on the low energy side, but not yet on the high energy side. Still this issue should excite theory discussions.

As for the preclustering of four nucleons and its contribution to tritium production, a lot of work is needed to separately measure three components of the ratio, and see if there is a dip in tritium component. One can also perhaps hunt for low binding excited states of  ${}^4\text{He}$  via  $t + p$  or  $d + d$  resonances.

- 
- [1] M. A. Stephanov, K. Rajagopal, and E. V. Shuryak, *Phys. Rev. Lett.* **81**, 4816 (1998), [arXiv:hep-ph/9806219](#).
- [2] E. Shuryak and J. M. Torres-Rincon, *Phys. Rev. C* **100**, 024903 (2019), [arXiv:1805.04444 \[hep-ph\]](#).
- [3] E. Shuryak and J. M. Torres-Rincon, *Phys. Rev. C*

- 101**, 034914 (2020), [arXiv:1910.08119 \[nucl-th\]](#).
- [4] D. DeMartini and E. Shuryak, *Phys. Rev. C* **104**, 024908 (2021), [arXiv:2010.02785 \[nucl-th\]](#).
- [5] A. Pandav, “Precision measurement of net-proton number fluctuations in au+au collisions at rhic,” (2024).