

# Dynamical behavior of Predator-Prey with Allee Effect on Both Populations and Disease in Predator

By KHUSHBU SINGH and K. KALADHAR

## Abstract

In the current study, we took into account a model of nonlinear “predator-prey” interactions including the “Allee effect” on both populations and disease in the predator population. The population as a whole is split into three: the prey population, susceptible predator, and diseased predator. The “Takagi-Sugeno (T-S) impulsive control model” and the Fuzzy impulsive control model have been used to test the stability of the three-dimensional “Lotka-Volterra predator-prey system” model. Following the model’s formulation, the global-stability and the fuzzy solution are examined using numerical simulations and graphical displays, together with the necessary consultation, to help comprehend the effectiveness of our suggested model.

## Contents

1. Introduction	2
2. Model derivation	3
3. Takagi-Sugeno model	4
3.1. Lemma	4
4. Numerical Simulation	5
5. Findings	7
6. Conclusion	9
7. Acknowledgments	12
References	12

---

Keywords: Takagi-Sugeno model, Allee effect, Stability, Lotka-Volterra predator-prey model

AMS Classification: Primary: 92D25, 92D40, 92D50, 34D23, 92D30.

© XXXX Department of Mathematics, Princeton University.

## 1. Introduction

The “Allee effect” and its direct effects on ecology and biomass conservation have attracted academics’ attention over the past few of decades. A phenomenon known as the “Allee Effect” characterized by a favorable association between population size or density and an individual’s fitness was first described in ecological systems by ecologist W.C. Allee in 1931 [35]. Low population density, social disorder, and elevated predation danger as a result of failing, swarming, or schooling behavior can all contribute to this effect [17, 5, 30]. There are two different forms of “Allee effects”, the stronger of which results in a utility of the “Allee” constant over which the population either increases or decreases. The weak “Allee” case is the other, in which the “Allee” constant has no threshold value. “Allee effect” has been investigated by numerous writers in a variety of ecological and eco-epidemiological issues [24, 15, 42, 19, 18, 44, 40, 16].

The interaction of ecology and epidemiology has recently captured the interests of academics since infectious diseases have an impact on the ecological system, which regulates population size. There are several “prey-predator models” including infections. Eco-epidemic models are studied in [2] and [7] when predator populations contract the disease by consuming infected prey. The change of the “prey-predator” interaction in relation to diseases that affect both the prey and predator populations have been proposed and investigated by certain scholars, including Hudson [14], Venturino [28], Xiao and Chen [37, 38], [29], Hethcote [12], Hsieh and Hsiao [13], Haque and Venturino [8], Zhou et al. [43], Haque et al. [9, 10, 11], Tewa [25], [23, 20] etc.

After Kermack-Mackendrick’s pioneering work on the SIRS model in 1927, mathematical biology has increasingly turned its attention to epidemiology. Initial research in this area was based on the population of humans [1]. Later, “prey-predator models” used in epidemiological modeling in ecological systems attracted a lot of interest [4, 39, 3]. Wang et al. (2013) used an additive “Allee effect” to examine the effect of “Allee” on the stability of the reaction-diffusion “prey-predator model” without taking the infection of the predator into account[32].

The stability study of discrete “predator-prey systems” vulnerable to the “Allee effect”, however, has not received much attention. Thus, the primary driving force behind this study is to take into account systems that an “Allee effect” has imposed. In this research, the “Lotka-Volterra predator-prey model” with an “Allee effect” on both populations and disease in predator is taken into consideration. We investigate the model’s global-asymptotic stability using the Takagi-Sugeno model, as stated in [6, 27, 26, 41], then offered the graphical

solutions for the problem based on considerations. Stability of the “Lotka-Volterra predator-prey” system with fuzzy “impulsive control” has only recently been studied in a small number of studies. Therefore, with the support of [34, 33, 36, 21, 22], a “predator-prey” system’s stability is evaluated utilizing the “Takagi-Sugeno” mathematical model and fuzzy “impulsive control”.

We wish to look into the consecutive ecological concerns:

- (1) How do “Allee effects” impact the changing of both prey and predator populations?
- (2) Which stability conditions allow for the survival of prey and predator?
- (3) Does parameters have impact on “prey-predator” population?
- (4) Does the “Allee” factor have a significant impact on the mechanism that keeps the “predator-prey” system stable?

We will attempt to provide comprehensive answers to the questions raised above by comparing the change in the model with impulsive effects to the model without impulsive effects, as well as by getting a complete total population changing image of the proposed “prey-predator” interaction model with impulsive effects.

## 2. Model derivation

In this part, we’ve built a mathematical model of one prey population and one predator population with infection in predator that includes the “Allee effect”.

The set of ODE below can be applied to illustrate the model:

- Let  $x$  be the total population density of the prey.
- $y$  represents the entire predator population density.
- When an infection occurs, we assume that all predator have two classes (i) the vulnerable predator population ( $y_s$ ) and (ii) the diseased predator population ( $y_i$ ).

$$(1) \quad \frac{dx}{dt} = \frac{rx^2}{x + \beta} - \frac{ex^3}{x + \beta} - \frac{nx y_i}{a + x} - m x y_s$$

$$(2) \quad \frac{dy_s}{dt} = \lambda y_s + \frac{f_1 m x y_s^2}{y_s + y_i + \beta} - B y_i y_s$$

$$(3) \quad \frac{dy_i}{dt} = B y_i y_s + \frac{f_2 n x y_i}{a + x} - \gamma y_i$$

where  $x(0) > 0$ ,  $y_s(0) > 0$ ,  $y_i(0) > 0$ .

The Table below lists the parameters used in the 1 model.

In order to examine the stability of the system, the matrix differential equation is expressed as

Table 1. Parameters utilized in the model 1

Parameter	Physical significance
$r$	Prey's intrinsic growth rate
$B$	Disease transmission rate
$e$	intra-species competition
$m$	predation rate for vulnerable predator
$n$	predation rate for infected predator
$\beta$	Allee effect
$\lambda$	mortality rate of vulnerable predator
$\gamma$	mortality rate of infected predator
$f_1, f_2$	food conversion rate
$a$	half-saturation constant

$$(4) \quad \dot{x} = Dx + \phi(x)$$

where

$$\dot{x} = \begin{pmatrix} \dot{x}(t) \\ \dot{y}_s(t) \\ \dot{y}_i(t) \end{pmatrix}, D = \begin{bmatrix} \frac{gs}{s+i+\beta} & 0 & 0 \\ 0 & -m_1 - \frac{P_2 i}{s+i+\beta} & 0 \\ 0 & 0 & -m_2 \end{bmatrix}, \phi(x) = \begin{bmatrix} -\frac{es^3}{s+i+\beta} - \frac{P_1 sz}{a+s} - rsi \\ rsi \\ \frac{C_1 sz^2}{(a+s)(z+\beta)} + \frac{C_2 iz^2}{(a+i)(z+\beta)} \end{bmatrix}$$

### 3. Takagi-Sugeno model

3.1. *Lemma.* "Let  $\dot{x} = f(x(t))$ , here the state variable is  $x(t) \in R^n$ , and  $f \in C[R^n, R^n]$  fulfills the condition  $f(0) = 0$ , is a compact vector field defined in  $W \subseteq R^n$ ." Employing the methods suggested by [31], As demonstrated below, One can generate a fuzzy model for the system 1:

3.1.1. "Control Rule  $l$ " ( $l = 1, 2, \dots, r$ ): "IF  $z_1(t)$  is  $M_{l1}$ ,  $z_2(t)$  is  $M_{l2}$  ... and  $z_p(t)$  is  $M_{lp}$  THEN  $\dot{x}(t) = D_l x(t)$ , where  $r$  is no. of T-S fuzzy rules,  $z_1(t)$ ,  $z_2$ , ...,  $z_p(t)$  are the premise variables, each  $M_{lj}$  is a fuzzy set and  $D_l \subseteq R^{n \times n}$  is a constant matrix."

The following linear equation can be created by converting the non-linear equations.

If  $x(t)$  is  $M_l$  then

$$(5) \quad \dot{x}(t) = D_l x(t), t \neq \tau_j$$

$$(6) \quad \Delta(x) = k_{lj} x(t), t = \tau_j, l = 1, 2, 3 \dots r; j = 1, 2, \dots$$

$$\text{where, } D_l = \begin{bmatrix} z_1 - z_2 - z_3 - z_4 & 0 & 0 \\ z_5 & \lambda - z_6 & 0 \\ z_7 & z_6 & -\gamma \end{bmatrix} \text{ and } z_1, z_2, z_3, z_4, z_5, z_6, z_7$$

are associated with the values of  $x(t), y_s(t), y_i(t)$  (here  $z_1 = \frac{rx}{x + \beta}, z_2 = \frac{ex^2}{x + \beta}, z_3 = my_s, z_4 = \frac{ny_i}{a + x}, z_5 = \frac{f_1my_s^2}{y_s + y_i + \beta}, z_6 = By_i, z_7 = \frac{f_2ny_i}{a + x}$ ).  $M_l, x(t), D_l \in R^{3 \times 3}$ , and  $r$  is the number of the IF-THEN rules,  $k_{l,j}$  denotes the control of the  $j^{th}$  impulsive instant,  $\Delta(x) |_{t=\tau_j} = x(\tau_j - \tau_{j-1})$

In the context of a center-average defuzzifier, the ‘‘Takagi-Sugeno fuzzy impulsive system’’ can be expressed as follows:

$$(7) \quad \dot{x}(t) = \sum_{l=1}^r q_l(\zeta(t))(D_l x(t)); t \neq \tau_j$$

$$(8) \quad \Delta(x) = \sum_{l=1}^r q_l(\zeta(t))k_{lj}; t = \tau_j$$

where

$$q_l(\zeta(t)) = \omega_l(\zeta(t)) / \sum_{l=1}^r \omega_l(\zeta(t)), \text{ and } \omega_l(\zeta(t)) = \prod_{j=1}^p M_{ij}(\zeta(t)), l = 1, 2, \dots, r$$

$$\text{here, } q_l(\zeta(t)) \geq 0, \sum_{l=1}^r q_l(\zeta(t)) = 1, l = 1, 2, \dots, r$$

#### 4. Numerical Simulation

Analytical research cannot be finished without numerical confirmation of the results. This section (4) presents computer simulations of the system’s solutions. These numerical solutions validate our analytical results and are also important from a practical perspective. Because most biological systems are intricate, they ought to be modeled using a descriptive, fuzzy logical approach. Using the suggested impulsive ‘‘Takagi-Sugeno model’’, ‘‘predator-prey systems’’ with functional responses and impulsive effects are investigated. This section discusses the general stability of the analyzed intra-species competition ‘‘predator-prey model’’ (4). Due to the complexity of biological processes, non-linear, and unpredictable, it is best to explain them utilizing a fuzzy logical approach and linguistic description.

The membership functions [31] were produced as follows using the fuzzy impulsive ‘‘Takagi-Sugeno’’ design model on the (4):

$$M_1 = \frac{z_1}{\left(\frac{r*d_1}{d_1+\beta}\right)}, M_2 = \frac{\left(\frac{r*d_1}{d_1+\beta}\right) - z_1}{\left(\frac{r*d_1}{d_1+\beta}\right)}, N_1 = \frac{z_2}{\left(\frac{e*d_1^2}{d_1+\beta}\right)}, N_2 = \frac{\left(\frac{e*d_1^2}{d_1+\beta}\right) - z_2}{\left(\frac{e*d_1^2}{d_1+\beta}\right)},$$

$$\begin{aligned}
K_1 &= \frac{z_3}{(m * d_2)}, K_2 = \frac{(m * d_2) - z_3}{(m * d_2)}, L_1 = \frac{z_4}{\left(\frac{n*d_3}{d_1+a}\right)}, L_2 = \frac{\left(\frac{n*d_3}{d_1+a}\right) - z_4}{\left(\frac{n*d_3}{d_1+a}\right)}, \\
Q_1 &= \frac{z_5}{\left(\frac{f_1*m*d_2^2}{d_2+d_3+\beta}\right)}, Q_2 = \frac{\left(\frac{f_1*m*d_2^2}{d_2+d_3+\beta}\right) - z_5}{\left(\frac{f_1*m*d_2^2}{d_2+d_3+\beta}\right)}, R_1 = \frac{z_6}{B * d_3}, R_2 = \frac{B * d_3 - z_6}{B * d_3}, \\
S_1 &= \frac{z_7}{\left(\frac{f_2*n*d_3}{d_1+a}\right)}, S_2 = \frac{\left(\frac{f_2*n*d_3}{d_1+a}\right) - z_7}{\left(\frac{f_2*n*d_3}{d_1+a}\right)}
\end{aligned}$$

Hence, Deffuzification is given as

$$(9) \quad \dot{x}(t) = \sum_{l=1}^r q_l(\zeta(t))(D_l x(t))$$

here  $q_l$ 's are given as  $q_l(\zeta(t)) = \omega_l(\zeta(t)) / \sum_{l=1}^r \omega_l(\zeta(t))$ , and  $\omega_l(\zeta(t)) = \prod_{j=1}^p M_{l_j}(\zeta(t))$ ,

$l = 1$  to  $127$ ,  $j = 1$  to  $7$ , where  $M_{l_j}$ 's are membership functions.

An appropriate representation of the non-linear system in the region  $[0,10] \times [0,10] \times [0,10]$  is provided by this fuzzy model.

$$(10) \quad \frac{dx}{dt} = \frac{rs^2}{x + \beta} - \frac{ex^3}{x + \beta} - \frac{nxy_i}{a + x} - mxy_s$$

$$(11) \quad \frac{dy_s}{dt} = \lambda y_s + \frac{f_1 m x y_s^2}{y_s + y_i + \beta} - B y_i y_s$$

$$(12) \quad \frac{dy_i}{dt} = B y_i y_s + \frac{f_2 n x y_i}{a + x} - \gamma y_i$$

To compute it, values for the parameters are taken at  $r = 0.5$ ,  $e = 0.5$ ,  $\lambda = 1.5$ ,  $\beta = 1.0$ ,  $m = 0.25$ ,  $n = 0.25$ ,  $d_1 = 10$ ,  $d_2 = 10$ ,  $d_3 = 10$ ,  $a = 0.2$ ,  $f_1 = 0.2$ ,  $f_2 = 0.1$ ,  $\gamma = 0.1$ ,  $B = 0.2$ , in 5 to obtain the eigen-values of  $[D_l^T + D_l](l = 1, 2, 3 \dots r)$  described in ([21]). Clearly,  $\max(\lambda_i) = \lambda(\alpha) = 2.54$ , then, we've taken  $\text{diag}[-0.99, -0.99]$  as "impulsive control" matrix in a manner that  $\beta_j = \|I + K\| = 0.01$ . It has been confirmed that the 5 system exists and is globally-stable at  $\epsilon=1.5$ ,  $\delta_j=0.1$  (at the previously given values,  $\ln(\epsilon\beta_j) + \lambda(\alpha)\delta_j = -1.643 < 0$ ). Assuming that the parameters of the system are  $r = 1.5$ ,  $\lambda = 0.5$ ,  $\beta = 2.0$ ,  $e = 0.5$ ,  $m = 1.5$ ,  $n = 0.5$ ,  $d_1 = 10$ ,  $d_2 = 10$ ,  $d_3 = 10$ ,  $a = 2$ ,  $f_1 = 0.8$ ,  $f_2 = 0.5$ ,  $\gamma = 2.5$ ,  $B = 2.5$ , since  $\max(\lambda_i) = \lambda(\alpha) = 59.25$ ,  $\implies \ln(\epsilon\beta_j) + \lambda(\alpha)\delta_j = 4.028 > 0$  for  $\beta_j = 0.01$ ,  $\epsilon=1.5$ ,  $\delta_j=0.1$ . For the above specified parameter values, it is seen that the "prey-predator model" is unstable.

Table 2. Stability of the system in various circumstances

$r$	$e$	$\beta$	$\lambda$	$\gamma$	$f_1$	$f_2$	$m$	$n$	$B$	$a$	$d_1$	$d_2$	$d_3$	$\max(\lambda_i)=\lambda(\alpha)$	$\ln(\epsilon\beta) + \lambda(\alpha)\delta_j$	conclusion
0.5	0.5	1.0	1.5	0.1	0.2	0.1	0.25	0.25	0.2	0.2	10.0	10.0	10.0	2.54	-1.643	stable
1.5	0.5	2.0	1.5	0.5	0.3	0.1	0.5	0.25	0.5	2.0	10.0	10.0	10.0	9.44	-0.953	stable
0.5	2.5	1.0	0.5	0.5	0.8	0.5	2.5	1.5	0.5	1.0	10.0	10.0	1.0	16.498	-0.2472	stable
1.5	0.5	2.0	0.5	2.5	0.8	0.5	1.5	0.5	2.5	2.0	10.0	10.0	10.0	59.25	4.028	unstable

### 5. Findings

The impacts of different system parameters using the “Takagi-Sugeno fuzzy impulse control model” are shown in figs. 1 - 8.

From figure 1 we observe how the “prey-predator” population  $(x, y_s, y_i)$  is affected by intra-species competition ( $e$ ) at  $r = 0.5, \lambda = 1.5, \beta = 1.0, m = 0.25, n = 0.25, d_1 = 10, d_2 = 10, d_3 = 10, a = 0.2, f_1 = 0.2, f_2 = 0.1, \gamma = 0.1, B = 0.2$ . Increase in  $e$  decreases population of prey.

The consequence of of prey max time  $d_1$  on “prey-predator system” is given in fig. 2 at  $r = 0.5, \lambda = 1.5, \beta = 1.0, m = 0.25, n = 0.25, d_2 = 10, d_3 = 10, e = 0.5, a = 0.2, f_1 = 0.2, f_2 = 0.1, \gamma = 0.1, B = 0.2$ . This graph clearly indicates that as  $d_1$  increases, so does the prey population.

In fig. 3 we see that as  $d_2$  increases, prey and vulnerable predator population increases at  $r = 0.5, e = 0.5, \lambda = 1.5, \beta = 1.0, m = 0.25, n = 0.25, d_1 = 10, d_3 = 10, a = 0.2, f_1 = 0.2, f_2 = 0.1, \gamma = 0.1, B = 0.2$ .

The shift on “prey-predator system” with maximum period of an infected predator ( $d_3$ ) is given in fig. 4 at  $r = 0.5, \lambda = 1.5, \beta = 1.0, m = 0.25, n = 0.25, d_1 = 10, d_2 = 10, a = 0.2, f_1 = 0.2, f_2 = 0.1, e = 0.5, \gamma = 0.1, B = 0.2$ . This graphic clearly demonstrate that the population of vulnerable predators increases as  $d_3$  increases.

The Impact of Allee effect  $\beta$  on “prey-predator system” is given in fig. 5 at  $r = 0.5, \lambda = 1.5, m = 0.25, n = 0.25, d_1 = 10, d_2 = 10, d_3 = 10, a = 0.2, e = 0.5, f_1 = 0.2, f_2 = 0.1, \gamma = 0.1, B = 0.2$ . This graph shows that as we are increasing  $\beta$ , the population of prey and predator increases.

In figure 6 we demonstrate the effect of death rate of vulnerable predator ( $\lambda$ ) parameter within fuzzy “impulsive control” can be seen in fig. 6 at  $r = 0.5, e = 0.5, \beta = 1.0, m = 0.25, n = 0.25, d_1 = 10, d_2 = 10, d_3 = 10, a = 0.2, f_1 = 0.2, f_2 = 0.1, \gamma = 0.1, B = 0.2$ . As  $\lambda$  increases, population of prey and vulnerable predator decreases.

The shift on “prey-predator system”  $(x, y_s, y_i)$  by varying transmission rate parameter under fuzzy “impulsive control” can be noted in fig. 7 at  $r = 0.5, \lambda = 1.5, \beta = 1.0, e = 0.5, m = 0.25, n = 0.25, d_1 = 10, d_2 = 10, d_3 = 10,$

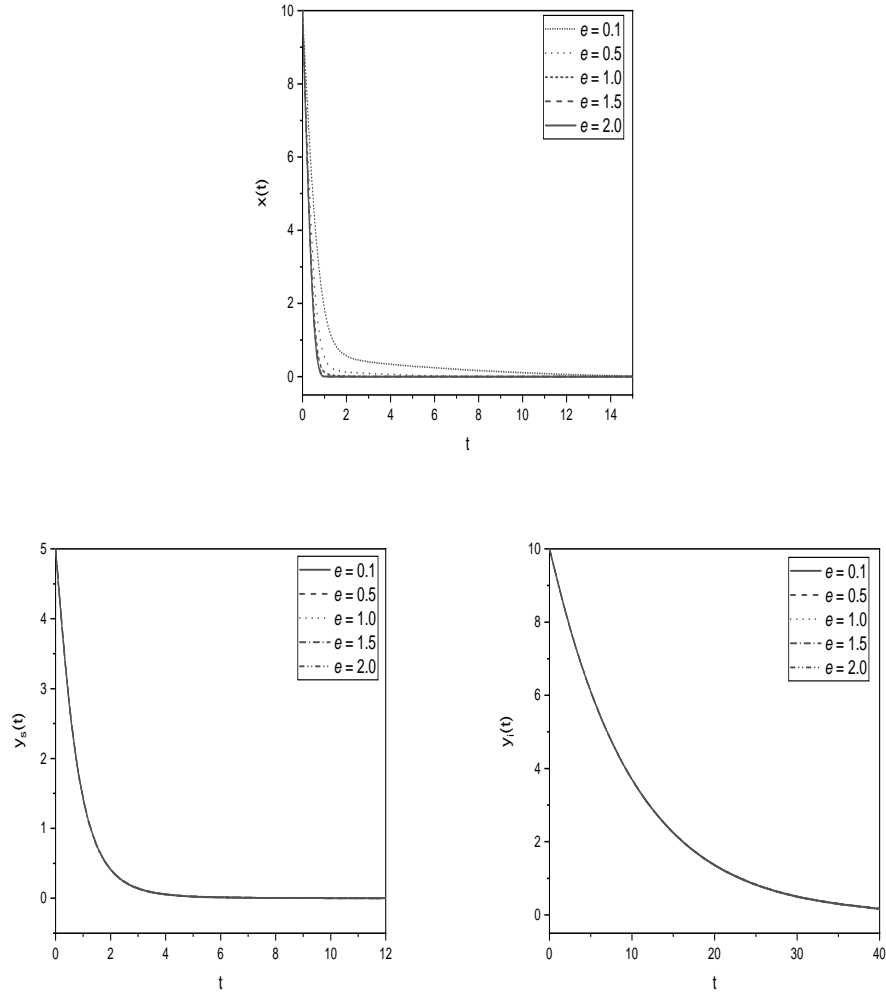


Figure 1.  $e$  effect on “prey-predator system” under “impulsive control”

$a = 0.2$ ,  $f_1 = 0.2$ ,  $f_2 = 0.1$ ,  $\gamma = 0.1$ . This figure demonstrate that as  $B$  increases, population of vulnerable predator increases.

Finally, the characteristics of the population  $(x, y_s, y_i)$  of the 3-species without impulse control are shown in figure. 8 by considering every parameter that was acquired with the “Takagi-Sugeno fuzzy model” at  $r = 0.5$ ,  $e = 0.5$ ,  $\lambda = 1.5$ ,  $\beta = 1.0$ ,  $m = 0.25$ ,  $n = 0.25$ ,  $d_1 = 10$ ,  $d_2 = 10$ ,  $d_3 = 10$ ,  $a = 0.2$ ,  $f_1 = 0.2$ ,  $f_2 = 0.1$ ,  $\gamma = 0.1$ ,  $B = 0.2$ , with  $x(0) = 5$ ,  $y_s(0) = 10$ ,  $y_i(0) = 10$ , and  $t = 10$ . The graph clearly illustrates how the populations of predators and prey stabilize.



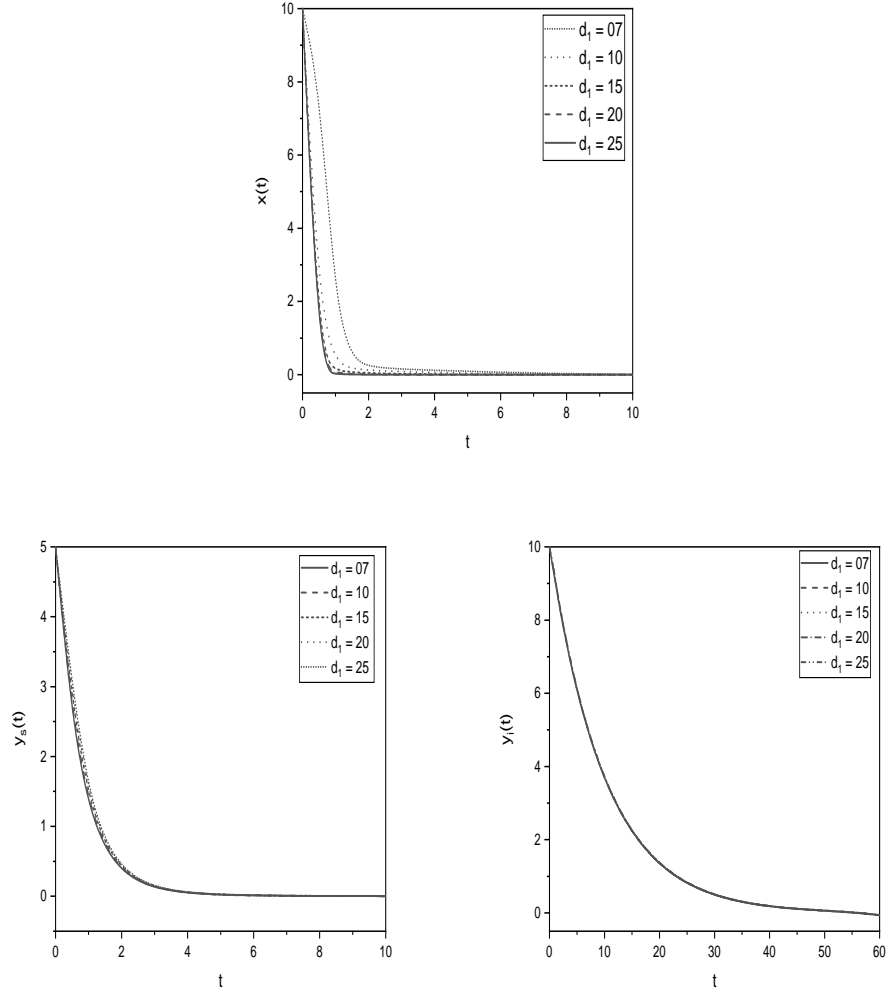


Figure 2.  $d_1$  effect on “prey-predator system” under “impulsive control”.

## 6. Conclusion

The “Allee effects” are widely acknowledged as among the most crucial determining variables regarding population change. This approach aligns with the inherent complexity and variability found in many biological systems. In this paper, a “predator-prey” model is established with an “Allee effect” on both populations and disease in prey. To begin with, a nonlinear “lotka-Volterra prey-predator model” with infection in prey based on “fuzzy impulsive” control was analyzed. The impulse control model was considered in the context of a

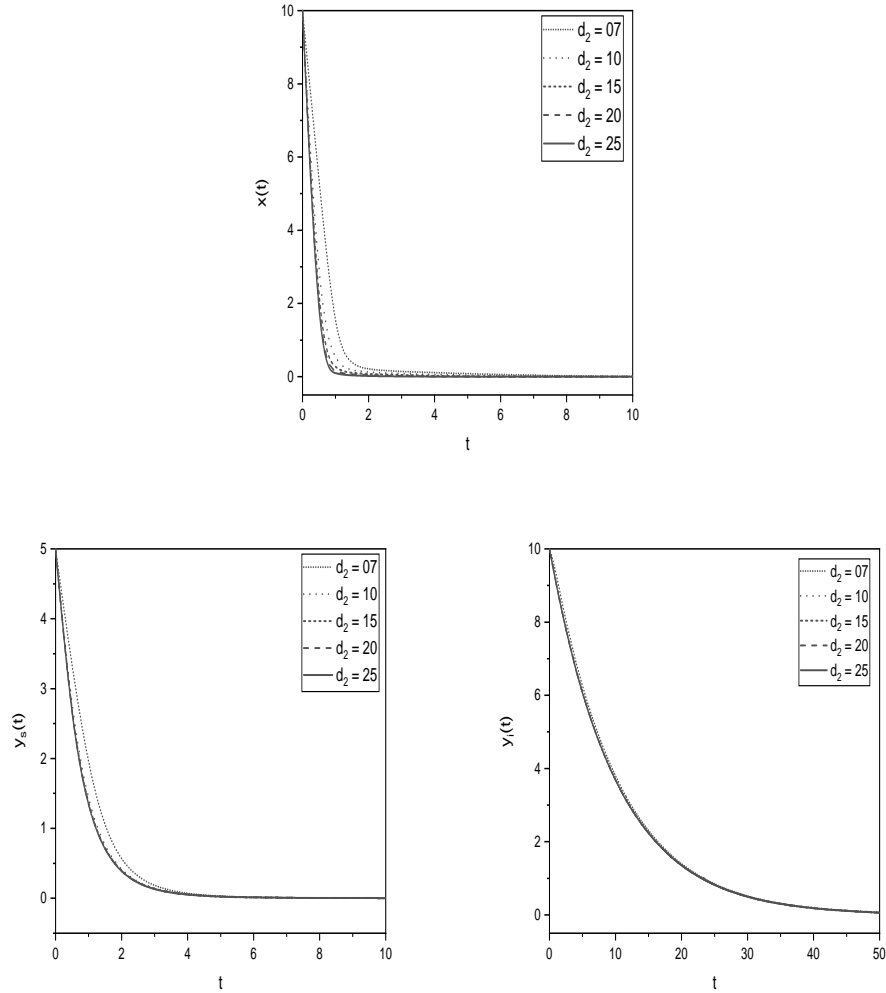


Figure 3.  $d_2$  effect on “prey-predator system” under “impulsive control”.

fuzzy system based on the “Takagi-Sugeno model”. Then, the local linear thrust systems are combined to obtain a fully repulsive fuzzy system. Meanwhile, various stability theorems prove the asymptotic stability and exponential stability of impulsive fuzzy systems. Finally, the “fuzzy impulsive” control method is illustrated with examples of infected, prey and predator systems with impulsive consequences, and the simulation result shows the potential of the plan. The main results of this study are as follows:

In the current manuscript, we show the following:

- Increase in “Allee effect” decreases “prey-predator” population.

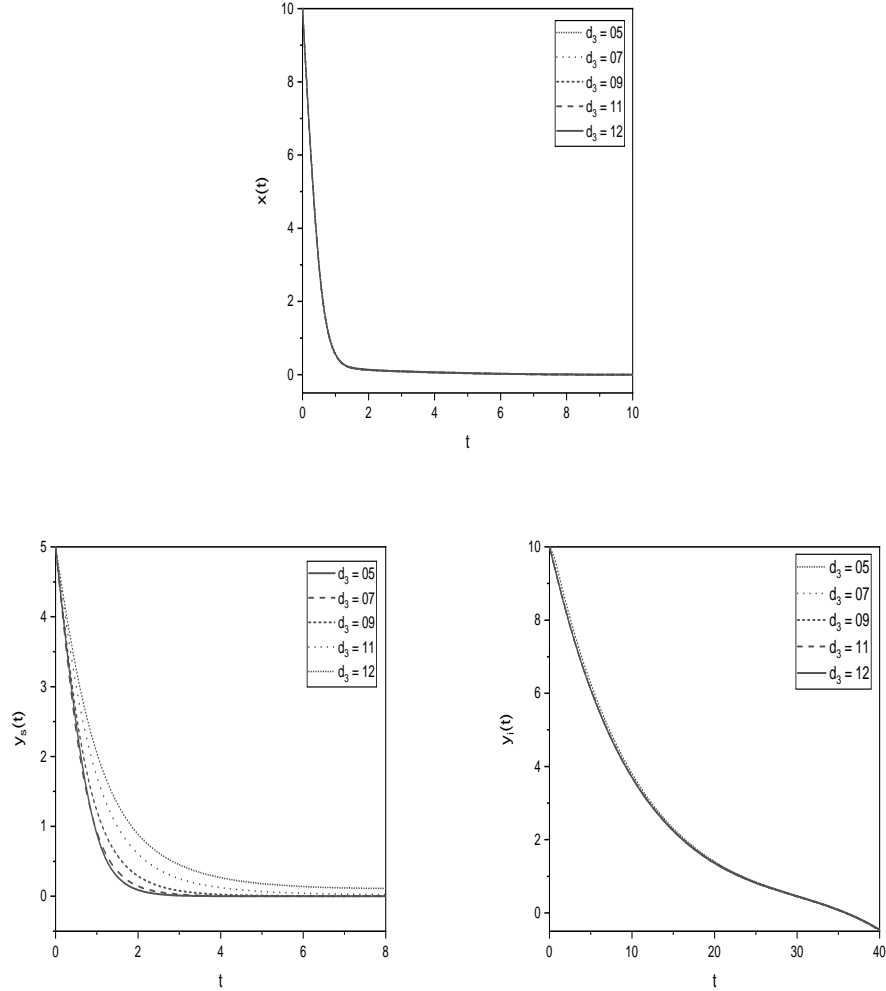


Figure 4.  $d_3$  effect on “prey-predator system” under “impulsive control”.

- Prey population increases when intra-species competition between predator and prey decreases.
- As  $d_1, d_2$  increases, population of infected prey and predator decreases.
- As  $d_3$  decreases, the prey and predator population increases.
- Decrease in death rate of predator accelerates the “prey-predator” population.
- Growth in mortality rate of prey leads to decreases prey population.
- Rise in predation coefficient of vulnerable and infected prey directs to decrease in prey population.

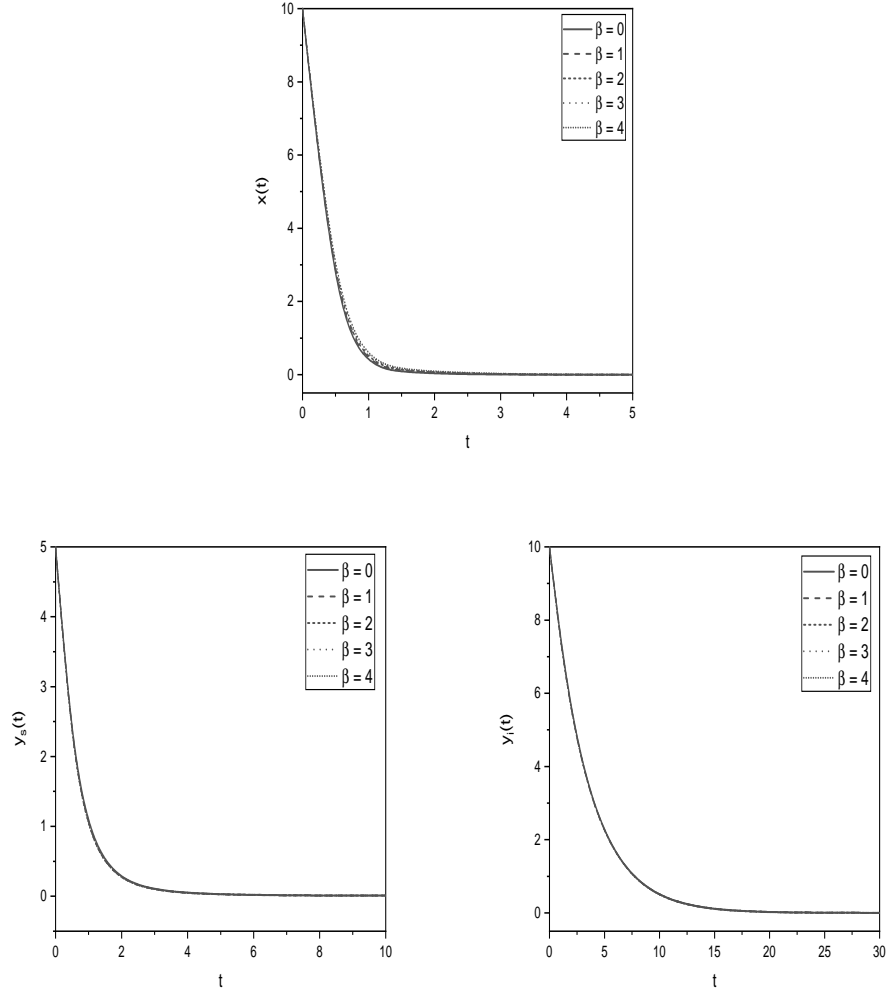


Figure 5.  $\beta$  effect on “prey-predator system” under “impulsive control”.

- Increase in transmission coefficient decreases prey population.

## 7. Acknowledgments

The authors wish to express their appreciation for several excellent suggestions for improvements in this paper made by the referees.

## References

- [1] R. M. ANDERSON and R. M. MAY, *Infectious diseases of humans: dynamics and control*, Oxford university press, 1991.

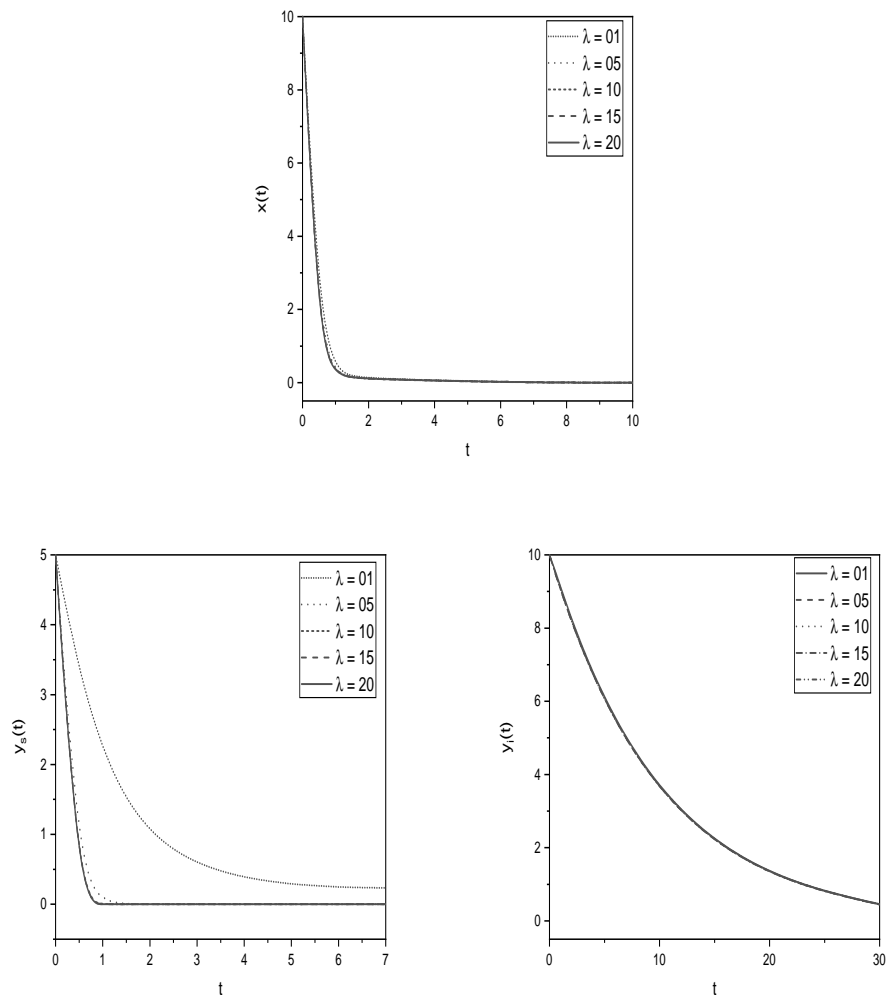


Figure 6.  $\lambda$  effect on “prey-predator system” under “impulsive control”.

- [2] R. M. ANDERSON and R. M. MAY, The invasion, persistence and spread of infectious diseases within animal and plant communities, *Philosophical Transactions of the Royal Society of London. B, Biological Sciences* **314** no. 1167 (1986), 533–570.
- [3] S. CHATTERJEE, M. BANDYOPADHYAY, and J. CHATTOPADHYAY, Proper predation makes the system disease free—conclusion drawn from an eco-epidemiological model, *Journal of Biological Systems* **14** no. 04 (2006), 599–616.
- [4] J. CHATTOPADHYAY and O. ARINO, A predator-prey model with disease in the prey, *Nonlinear analysis* **36** (1999), 747–766.

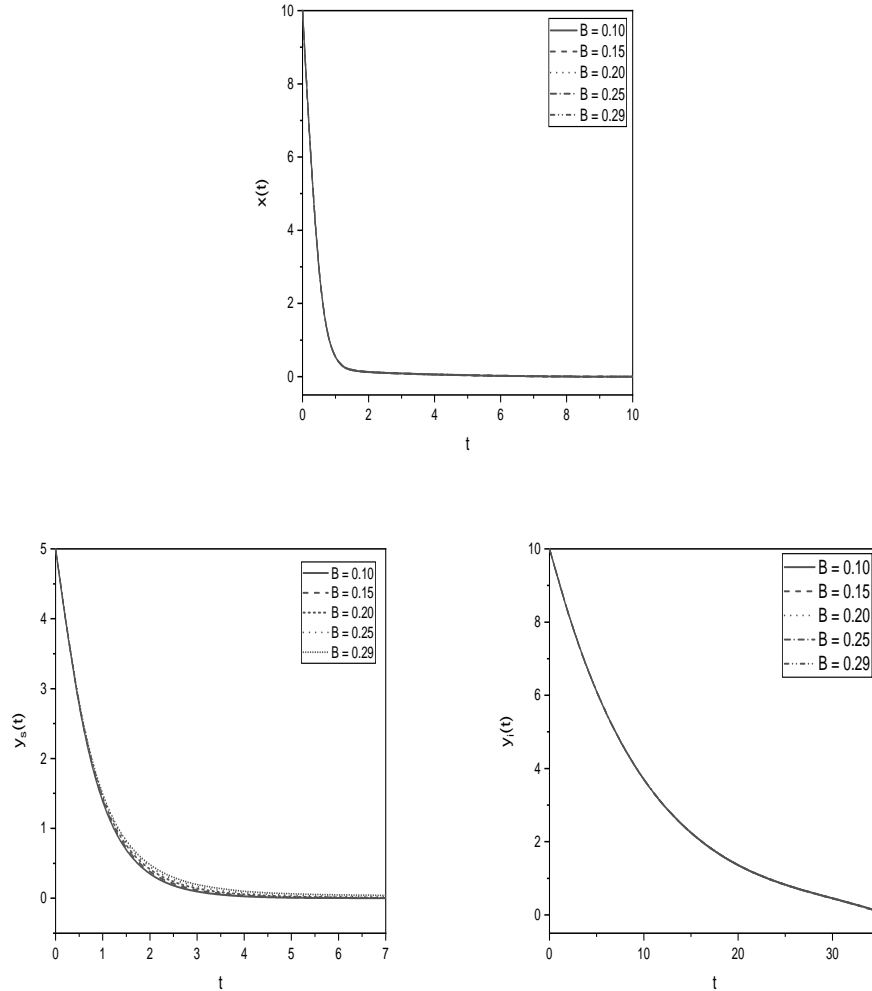


Figure 7.  $B$  effect on “prey-predator system” under “impulsive control”.

- [5] B. DENNIS, Allee effects: population growth, critical density, and the chance of extinction, *Natural Resource Modeling* **3** no. 4 (1989), 481–538.
- [6] B. GOH, Global stability in a class of prey-predator models, *Bulletin of Mathematical Biology* **40** (1978), 525–533.
- [7] K. HADELER and H. FREEDMAN, Predator-prey populations with parasitic infection, *Journal of mathematical biology* **27** no. 6 (1989), 609–631.
- [8] M. HAQUE, E. VENTURINO, and OTHERS, Mathematical models of diseases spreading in symbiotic communities, (2009).
- [9] M. HAQUE, A predator-prey model with disease in the predator species only, *Nonlinear Analysis: Real World Applications* **11** no. 4 (2010), 2224–2236.

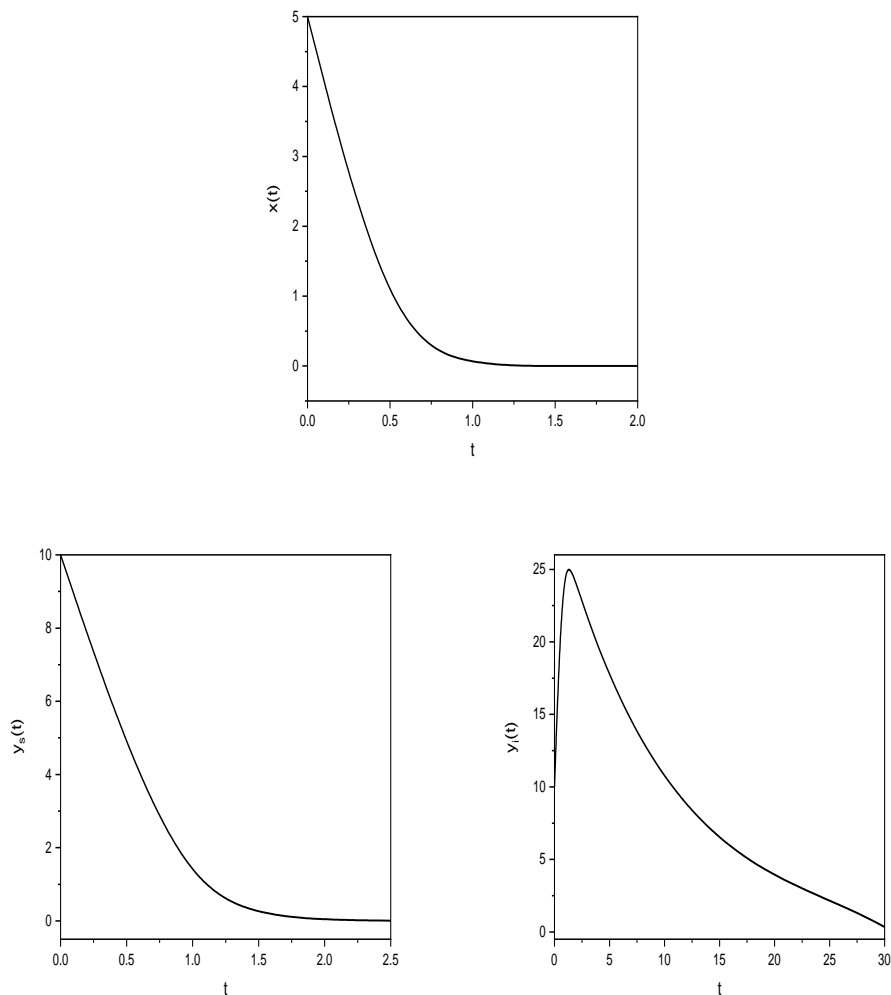


Figure 8. Figure depicting the “predator-prey system” without impulse control

- [10] M. HAQUE and D. GREENHALGH, When a predator avoids infected prey: a model-based theoretical study, *Mathematical Medicine and Biology: A Journal of the IMA* **27** no. 1 (2010), 75–94.
- [11] M. HAQUE, S. SARWARDI, S. PRESTON, and E. VENTURINO, Effect of delay in a lotka–volterra type predator–prey model with a transmissible disease in the predator species, *Mathematical Biosciences* **234** no. 1 (2011), 47–57.
- [12] H. W. HETHCOTE, W. WANG, L. HAN, and Z. MA, A predator–prey model with infected prey, *Theoretical population biology* **66** no. 3 (2004), 259–268.

- [13] Y.-H. HSIEH and C.-K. HSIAO, Predator–prey model with disease infection in both populations, *Mathematical medicine and biology: a journal of the IMA* **25** no. 3 (2008), 247–266.
- [14] P. J. HUDSON, A. P. DOBSON, and D. NEWBORN, Do parasites make prey vulnerable to predation. red grouse and parasites, *Journal of animal ecology* (1992), 681–692.
- [15] T. H. KEITT, M. A. LEWIS, and R. D. HOLT, Allee effects, invasion pinning, and species’ borders, *The American Naturalist* **157** no. 2 (2001), 203–216.
- [16] U. KUMAR, P. S. MANDAL, and E. VENTURINO, Impact of allee effect on an eco-epidemiological system, *Ecological complexity* **42** (2020), 100828.
- [17] M. MCCARTHY, The allee effect, finding mates and theoretical models, *Ecol Modell* **103** (1997), 99–102.
- [18] A. MOROZOV, S. PETROVSKII, and B.-L. LI, Spatiotemporal complexity of patchy invasion in a predator-prey system with the allee effect., *Journal of theoretical Biology* **238** no. 1 (2006), 18–35.
- [19] S. PETROVSKII, A. MOROZOV, and B.-L. LI, Regimes of biological invasion in a predator-prey system with the allee effect, *Bulletin of mathematical biology* **67** (2005), 637–661.
- [20] K. SINGH and K. KALADHAR, Population dynamic study of interaction between two predators and one prey, *Physica Scripta* **99** no. 2 (2024), 025023.
- [21] K. SINGH and K. KALADHAR, A mathematical study for the stability of two predator and one prey with infection in first predator using fuzzy impulsive control, *Ann. Appl. Math* **39** no. 1 (2023), 29–48.
- [22] K. SINGH and K. KOLLA, Stability analysis of prey–predator model with two prey and one predator using fuzzy impulsive control, *International Journal of Dynamics and Control* (2023), 1–14.
- [23] K. SINGH and K. KOLLA, Population dynamic study of two prey one predator system with disease in first prey using fuzzy impulsive control, *Epidemiologic Methods* **13** no. 1 (2024), 20230037.
- [24] P. A. STEPHENS and W. J. SUTHERLAND, Consequences of the allee effect for behaviour, ecology and conservation, *Trends in ecology & evolution* **14** no. 10 (1999), 401–405.
- [25] J. J. TEWA, V. Y. DJEUMEN, and S. BOWONG, Predator–prey model with holling response function of type ii and sis infectious disease, *Applied Mathematical Modelling* **37** no. 7 (2013), 4825–4841.
- [26] S. TONG, W. WANG, and L. QU, Decentralized robust control for uncertain ts fuzzy large-scale systems with time-delay, *International Journal of Innovative Computing, Information and Control* **3** no. 3 (2007), 657–672.
- [27] C. S. TSENG, B. S. CHEN, and H. J. UANG, Fuzzy tracking control design for nonlinear dynamic systems via ts fuzzy model, *IEEE Transactions on fuzzy systems* **9** no. 3 (2001), 381–392.
- [28] E. VENTURINO, The influence of diseases on lotka-volterra systems, *The Rocky Mountain Journal of Mathematics* (1994), 381–402.



- [29] E. VENTURINO, Epidemics in predator–prey models: disease in the predators, *Mathematical Medicine and Biology* **19** no. 3 (2002), 185–205.
- [30] G. WANG, X.-G. LIANG, and F.-Z. WANG, The competitive dynamics of populations subject to an allee effect, *Ecological Modelling* **124** no. 2-3 (1999), 183–192.
- [31] H. O. WANG and K. TANAKA, *Fuzzy control systems design and analysis: A linear matrix inequality approach*, John Wiley & Sons, New York, NY, 2004.
- [32] W. WANG, Y. CAI, Y. ZHU, and Z. GUO, Allee-effect-induced instability in a reaction-diffusion predator-prey model, in *Abstract and Applied Analysis*, **2013**, Hindawi, 2013.
- [33] X. WANG, J. YU, C. LI, H. WANG, T. HUANG, and J. HUANG, Robust stability of stochastic fuzzy delayed neural networks with impulsive time window, *Neural Networks* **67** (2015), 84–91.
- [34] Y. WANG, Stability analysis of predator-prey system with fuzzy impulsive control, *Journal of Applied Mathematics* **2012** (2012).
- [35] C. WARDER, Allee, animal aggregations: A study in general sociology, 1931.
- [36] L. WU, X. SU, and P. SHI, *Model approximation of continuous-time TS fuzzy stochastic systems*, Springer, Switzerland, 2015.
- [37] Y. XIAO and L. CHEN, Analysis of a three species eco-epidemiological model, *Journal of mathematical analysis and applications* **258** no. 2 (2001), 733–754.
- [38] Y. XIAO and L. CHEN, Modeling and analysis of a predator–prey model with disease in the prey, *Mathematical biosciences* **171** no. 1 (2001), 59–82.
- [39] Y. XIAO and L. CHEN, A ratio-dependent predator–prey model with disease in the prey, *Applied Mathematics and Computation* **131** no. 2-3 (2002), 397–414.
- [40] B. ZHANG, H. WANG, and G. LV, Exponential extinction of a stochastic predator–prey model with allee effect, *Physica A: Statistical Mechanics and its Applications* **507** (2018), 192–204.
- [41] Y. ZHENG and G. CHEN, Fuzzy impulsive control of chaotic systems based on ts fuzzy model, *Chaos, Solitons & Fractals* **39** no. 4 (2009), 2002–2011.
- [42] S.-R. ZHOU, Y.-F. LIU, and G. WANG, The stability of predator–prey systems subject to the allee effects, *Theoretical Population Biology* **67** no. 1 (2005), 23–31.
- [43] X. ZHOU, X. SHI, and X. SONG, Analysis of a delay prey-predator model with disease in the prey species only, *Journal of the Korean Mathematical Society* **46** no. 4 (2009), 713–731.
- [44] J. ZU and M. MIMURA, The impact of allee effect on a predator–prey system with holling type ii functional response, *Applied Mathematics and Computation* **217** no. 7 (2010), 3542–3556.

DEPARTMENT OF MATHEMATICS, NIT, WARANGAL-506004, INDIA  
E-mail: khushbu91@student.nitw.ac.in

DEPARTMENT OF MATHEMATICS, NIT, WARANGAL-506004, INDIA  
E-mail: kaladhar@nitw.ac.in