




# A Latent Variable Approach to Learning High-dimensional Multivariate longitudinal Data

Sze Ming Lee<sup>a</sup>, Yunxiao Chen<sup>a,\*</sup> and Tony Sit<sup>b</sup>

<sup>a</sup>*Department of Statistics, London School of Economics and Political Science*

<sup>b</sup>*Department of Statistics, The Chinese University of Hong Kong*

## Abstract

High-dimensional multivariate longitudinal data, which arise when many outcome variables are measured repeatedly over time, are becoming increasingly common in social, behavioral and health sciences. We propose a latent variable model for drawing statistical inferences on covariate effects and predicting future outcomes based on high-dimensional multivariate longitudinal data. This model introduces unobserved factors to account for the between-variable and across-time dependence and assist the prediction. Statistical inference and prediction tools are developed under a general setting that allows outcome variables to be of mixed types and possibly unobserved for certain time points, for example, due to right censoring. A central limit theorem is established for drawing statistical inferences on regression coefficients. Additionally, an information criterion is introduced to choose the number of factors. The proposed model is applied to customer grocery shopping records to predict and understand shopping behavior.

*Keywords:* factor model; missing data; recurrent event data

# 1 Introduction

High-dimensional multivariate longitudinal data are becoming increasingly common, especially in social, behavioral and health sciences, where many outcomes are measured repeatedly within individuals. Examples include ecological momentary assessment data collected by smartphones or wearable devices for understanding within-subject social, psychological, and physiological processes in everyday contexts (Bolger and Laurenceau, 2013; Wang et al., 2014), electronic health record data for predicting and understanding health-related conditions (Lian et al., 2015; Zhang et al., 2020b), computer logfile data for understanding human-computer interactions from solving complex computer-simulated tasks (Chen et al., 2019a; Chen, 2020), and grocery shopping data for market basket analysis (Wan et al., 2017, 2018). These data may involve outcome variables of different types. For example, for ecological momentary assessment, physiological processes are typically measured by continuous variables, such as blood pressure, while psychological processes are recorded by participants' responses to survey items that involve binary or categorical variables. In addition, many multivariate longitudinal data may be derived from multitype recurrent event history (Chapter 2.5, Cook and Lawless, 2007), for which an outcome variable records whether a specific type of event occurs (e.g., purchasing a merchandise item) or the count of its occurrences within a time interval (e.g., the number of purchases).

In this paper, we study high-dimensional multivariate longitudinal data, aiming to (1) infer the effect of covariates on each outcome variable and (2) predict future outcomes based on covariates and historical data. These tasks involve three challenges. First, due to the nature of the data, there is a complex within-individual dependence structure which exists between outcome variables and across time. Valid statistical inference and accurate prediction become a challenge if one fails to account for the dependence properly. Sec-

ond, the presence of many outcome variables implies a substantial number of item-specific parameters, bringing challenges to the statistical inference. The classical theory for M- or Z-estimators no longer applies, and new asymptotic results concerning the consistency and asymptotic normality under a high-dimensional regime are needed. Third, some observation units may be lost to follow-up or observed only intermittently in which case only incomplete datasets can be collected. For example, for grocery shopping data based on customers' membership, a customer's record may become incomplete when they sometimes do not use their membership card.

To tackle these challenges, we propose a high-dimensional generalized latent factor model. In this model, low-dimensional factors are introduced within each observation unit to capture the between-item and across-time dependence that is not attributable to the covariates. The model is very flexible, allowing for many types of outcome variables, including binary, count, and continuous variables. In addition, a computationally efficient joint likelihood estimator is proposed that estimates the unobserved factors, loading parameters, and regression coefficients simultaneously, which treats the factors as fixed parameters. Asymptotic properties of this estimator are established, including a central limit theorem for drawing statistical inferences on regression coefficients and an information criterion for choosing the number of factors. Moreover, we introduce a missing indicator approach (see Chapter 26, Molenberghs and Verbeke, 2005) to account for data missingness. Under a Missing at Random (MAR) assumption, this approach can handle many missingness patterns, including right-censoring that is common to recurrent event data.

Various statistical methods have been proposed for analyzing multivariate longitudinal data. Generalized estimating equation (GEE) methods (e.g., Liang and Zeger, 1986; Prentice, 1988; Carey et al., 1993; Gray and Brookmeyer, 2000) are widely used for drawing

statistical inferences on regression parameters relating the means of outcome variables to a set of covariates and parameters characterizing the marginal association between outcome variables. These methods often provide valid statistical inferences on parameters of interest without a need to specify a full joint distribution for the outcome variables. On the other hand, many joint models have been proposed for multivariate longitudinal data that are better at making predictions while still capable of drawing statistical inferences on parameters of interest, though the latter may be jeopardized by model misspecification. Joint models for multivariate longitudinal data include transition models (Liang and Zeger, 1989; Zeng and Cook, 2007) that are specified through a sequence of conditional probabilities of outcome variables given historical outcome variables and covariates, copula-based models (Lambert and Vandenhende, 2002; Smith et al., 2010; Panagiotelis et al., 2012) that specify a joint distribution via copulas, and latent variable models (Ten Have and Morabia, 1999; Oort, 2001; Liu and Hedeker, 2006; Hsieh et al., 2010; Proust-Lima et al., 2013; Wang et al., 2016; Ounajim et al., 2023; Sørensen et al., 2023) that capture the complex dependence structure by introducing latent variables. Latent variable models are very popular, thanks to their flexibility and interpretability. However, the statistical inference for these traditional latent variable models is carried out based on a marginal likelihood, where the latent variables are treated as random variables and marginalized out. This approach can hardly be extended to the high-dimensional setting with many latent variables due to the high computational cost of optimizing the marginal likelihood. Our method extends the traditional latent variable models to the high-dimensional setting and further overcomes their computational challenge using the proposed joint likelihood estimator.

The proposed method is also related to high-dimensional factor models for multivariate cross-sectional data or panel data that do not directly apply to the current problem.

Instead of marginalizing out the unobserved factors, these models are estimated by minimizing a loss function of both unobserved factors and loading parameters. In other words, although unobserved factors may be regarded as random variables in the model specification, they are conditioned upon and treated as unknown parameters at the estimation stage. In this direction, Stock and Watson (2002) and Bai and Li (2012) considered linear factor analysis and proposed estimation methods based on quadratic and likelihood-based loss functions, respectively. Chen et al. (2020) and Liu et al. (2023a) considered generalized latent factor models that allow for various data types and proposed likelihood-based estimation procedures. Moreover, Chen et al. (2021) introduced a factor model concerning the quantile structure of multivariate data and proposed estimators based on the check loss function for quantile estimation. We note that although Liu et al. (2023a) and Chen et al. (2021) established some asymptotic normality results, they focused on factor models without covariates, and thus, their results are not directly applicable to the current setting.

To summarize, our main contributions are three-fold: First, we propose a flexible latent variable model framework for analyzing high-dimensional multivariate longitudinal data with mixed outcome types and missing values, which is unmanageable by traditional approaches. Second, we propose a method for drawing statistical inferences on covariate effects and establish its statistical theory. In particular, we give conditions on the latent variables that ensure the identifiability of the covariate effects and further establish a central limit theorem that ensures the proposed inference method is asymptotically valid and efficient. Third, our theoretical result can be applied to the statistical inference of generalized latent factor models with covariates, which, to our knowledge, have not been previously explored. It thus may be of independent theoretical interest.

The rest of the paper is organized as follows. Section 2 introduces a factor model for

high-dimensional longitudinal data and proposes a likelihood-based estimator. Section 3 establishes the theoretical properties of the proposed estimator when both the sample size and the number of items grow to infinity. Specifically, a central limit theorem is established for drawing statistical inferences on regression coefficients. Additionally, an information criterion is introduced for choosing the number of factors. The proposed method is evaluated by simulation studies in Section 4 regarding its finite sample performance and is further applied to a grocery shopping dataset in Section 5 for understanding and predicting customers' shopping behavior. The paper is concluded with discussions in Section 6. A software implementation for R is available at <https://github.com/Arthurlee51/LVHML>. Further details about the computation and proofs of the theoretical results are given in the online supplementary material.

## 2 Proposed Method

### 2.1 Setting and Proposed Model

Consider multivariate longitudinal data with  $N$  individuals and  $J$  outcome variables that are observed on discrete time points  $t = 1, \dots, T$ . Let  $Y_i = (y_{ijt})_{j=1, \dots, J, t=1, \dots, T}$  be a  $J \times T$  data matrix for each individual  $i$ , where  $y_{ijt}$  is a random variable indicating the measurement of the  $j$ th outcome at time  $t$ . We further use the vector  $\mathbf{y}_{it} = (y_{i1t}, \dots, y_{iJt})^\top$  to denote all of the individual's outcomes at time  $t$ . Besides the measured outcomes, a set of  $p$  covariates are collected for each individual  $i$ , denoted by  $\mathbf{x}_i = (x_{i1}, \dots, x_{ip})^\top$ . For ease of exposition, we assume the covariates to be static, and an extension to time-dependent covariates will be discussed in Section 2.3 and Section C in the online supplementary material. Furthermore, to account for missing observations, we let  $r_{it}$  be an indicator of whether outcomes are

observed for individual  $i$  at time  $t$ , where  $r_{it} = 1$  if  $\mathbf{y}_{it}$  is observed and  $r_{it} = 0$  otherwise. We then partition  $Y_i$  into  $Y_i^o$  and  $Y_i^m$ , where  $Y_i^o$  contains those  $\mathbf{y}_{it}$  for which  $r_{it} = 1$  and  $Y_i^m$  contains the remaining components. Let  $\mathbf{r}_i = (r_{i1}, \dots, r_{iT})^\top$  denote the vector of the individual's missing indicators. We observe independent and identically distributed (i.i.d.) copies of the triplet  $Y_i^o$ ,  $\mathbf{r}_i$  and  $\mathbf{x}_i$ ,  $i = 1, \dots, N$ .

In this context, we propose a high-dimensional factor model to achieve two goals. First, we hope to draw statistical inferences on how the covariates affect each outcome variable based on the trained model. Second, given the up-to-date information, we hope to train a model and use it to predict future outcome variables  $y_{ijt}$  at time  $(T + 1)$ ,  $i = 1, \dots, N$ ,  $j = 1, \dots, J$ . We introduce individual-specific random variables  $\boldsymbol{\theta}_i = (\theta_{i1}, \dots, \theta_{iK})^\top$ , also known as the latent factors, to capture the within-individual data dependence unexplained by the covariates, where  $K$  is a pre-specified number of factors. The latent dimension  $K$  is assumed to be small relative to  $N$  and  $J$ , but can still be large in absolute value.

Suppose that each of  $y_{ijt}$ ,  $i = 1, \dots, N$ ,  $j = 1, \dots, J$ ,  $t = 1, \dots, T$  follows an exponential family distribution with natural parameter  $\gamma_{jt} + \mathbf{a}_j^\top \boldsymbol{\theta}_i + \boldsymbol{\beta}_j^\top \mathbf{x}_i$ , and possibly a scale dispersion parameter  $\phi_j$ . Here  $\gamma_{jt}$ ,  $\mathbf{a}_j = (a_{j1}, \dots, a_{jK})^\top$  and  $\boldsymbol{\beta}_j = (\beta_{j1}, \dots, \beta_{jK})^\top$  are item-specific parameters. More specifically,  $\gamma_{jt}$  can be viewed as a variable- and time-specific intercept capturing the baseline intensity,  $\mathbf{a}_j$  is a vector of the loading parameters, and  $\boldsymbol{\beta}_j$  contains the regression coefficients. More precisely, the probability density/mass function for  $y_{ijt}$  takes the form

$$f(y_{ijt} \mid \gamma_{jt}, \mathbf{a}_j, \boldsymbol{\theta}_i, \boldsymbol{\beta}_j, \mathbf{x}_i, \phi_j) = \exp \left( \frac{y_{ijt}(\gamma_{jt} + \mathbf{a}_j^\top \boldsymbol{\theta}_i + \boldsymbol{\beta}_j^\top \mathbf{x}_i) - b_j(\gamma_{jt} + \mathbf{a}_j^\top \boldsymbol{\theta}_i + \boldsymbol{\beta}_j^\top \mathbf{x}_i)}{\phi_j} + c_j(y_{ijt}, \phi_j) \right), \quad (1)$$

where  $b_j(\cdot)$  and  $c_j(\cdot)$  are pre-specified variable-specific functions that are determined by

the choice of the exponential family distribution. This model assumption allows us to model outcome variables of mixed types, including binary, count and continuous data. For example, for a binary variable, (1) leads to a logistic model where

$$P(y_{ijt} = 1 \mid \gamma_{jt}, \mathbf{a}_j, \boldsymbol{\theta}_i, \boldsymbol{\beta}_j, \mathbf{x}_i) = \frac{\exp(\gamma_{jt} + \mathbf{a}_j^\top \boldsymbol{\theta}_i + \boldsymbol{\beta}_j^\top \mathbf{x}_i)}{1 + \exp(\gamma_{jt} + \mathbf{a}_j^\top \boldsymbol{\theta}_i + \boldsymbol{\beta}_j^\top \mathbf{x}_i)}, \quad (2)$$

for which  $b_j(\cdot) = \log(1 + \exp(\cdot))$ ,  $\phi_j = 1$  and  $c_j(\cdot, \cdot) = 0$ . For count data, (1) leads to a Poisson model where

$$P(y_{ijt} = y \mid \gamma_{jt}, \mathbf{a}_j, \boldsymbol{\theta}_i, \boldsymbol{\beta}_j, \mathbf{x}_i) = \frac{\exp(y(\gamma_{jt} + \mathbf{a}_j^\top \boldsymbol{\theta}_i + \boldsymbol{\beta}_j^\top \mathbf{x}_i) - \exp(\gamma_{jt} + \mathbf{a}_j^\top \boldsymbol{\theta}_i + \boldsymbol{\beta}_j^\top \mathbf{x}_i))}{y!}, \quad (3)$$

for which  $b_j(\cdot) = \exp(\cdot)$ ,  $\phi_j = 1$  and  $c_j(y, \phi_j) = -\log(y!)$ .

For each individual  $i$ , we assume that  $y_{ijts}$  are conditionally independent given the latent variables  $\boldsymbol{\theta}_i$  and covariates  $\mathbf{x}_i$ . Furthermore, we assume the missing outcome variables to be MAR, such that the missing indicator  $\mathbf{r}_i$  is conditionally independent of the unobserved data  $Y_i^m$  given the values of the observed data  $Y_i^o$ . We denote  $A = (a_{jk})_{J \times K}$  as the loading matrix,  $\Theta = (\theta_{ik})_{N \times K}$  as the matrix for factor scores, and  $X = (x_{il})_{N \times p}$  as the covariate matrix. To ensure the identifiability of the regression coefficients  $\boldsymbol{\beta}_j$ , we impose the restriction

$$\Theta^\top X = \mathbf{0}_{K \times p}, \quad (4)$$

where  $\mathbf{0}_{K \times p}$  is a  $K \times p$  matrix with all the entries being zero. This constraint requires the latent factors to be uncorrelated with the observed covariates, coinciding the assumption in traditional random effects models that imposes orthogonality between random effects and regressors.

We provide several remarks on the model. First, it is assumed that the within-individual



dependence, both between items and across time, is completely captured by covariates  $\mathbf{x}_i$  and low-dimensional factors  $\boldsymbol{\theta}_i$ . Conditioning on these variables, the conditional independence holds among the outcome variables, and the right-hand side of (1) does not depend on the outcomes at other time points. Second, one can regard the latent variables  $\boldsymbol{\theta}_i$  as random effects that capture unobserved within-individual heterogeneity. In the traditional latent variable models for multivariate longitudinal data, one typically imposes a parametric distributional assumption (e.g., normality) on the latent variables and then performs statistical inferences based on a marginal likelihood where the latent variables are marginalized out. While the marginal likelihood approach works well for low-dimensional latent variable models, it becomes computationally a challenge when the latent dimension becomes moderately large (Chapter 6, Skrondal and Rabe-Hesketh, 2004) and thus is not suitable for the current setting where  $K$  can be large. Here, we adopt a similar approach which is commonly applied in high-dimensional factor models (Chen et al., 2020, 2021; Liu et al., 2023a) that optimizes an objective function involving both the fixed parameters such as  $\gamma_{jt}$ ,  $\mathbf{a}_j$  and  $\boldsymbol{\beta}_j$  and the latent variables  $\boldsymbol{\theta}_i$ , which does not require a distributional assumption on the latent variables. Third, we point out that except for  $\boldsymbol{\beta}_j$ ,  $j = 1, \dots, J$ , the rest of the unknown parameters in (1) are not identifiable without additional constraints. For example, one can add a constant to each entry of  $\Theta$  and compensate it by adjusting the intercepts  $\gamma_{jt}$ , without changing the density/probability (1). We note that similar indeterminacy phenomena are common in factor analysis, and the identification of these parameters can be ensured by imposing additional constraints similar to those in Bai and Li (2012). This indeterminacy does not affect making predictions but affects the interpretation of the factors and the inference of the corresponding loading parameters. As we are mainly interested in drawing statistical inferences on the regression coefficients, we do

not impose constraints to fix the rotational indeterminacies. As will be shown in Section 2.2 below, the estimate of  $\beta_j$  is consistent and asymptotically normal, regardless of the identification of the rest of the parameters.

Finally, we point out that although the covariates, latent variables and most of the parameters are assumed to be time-independent in (1), it is possible to extend our model to allow them to be time-dependent. Some of such extensions are discussed in Sections 2.3 and 6, respectively. However, we should note that these extensions also mean more model parameters, which may lead to a higher variance in prediction and additional challenges with the interpretations.

## 2.2 Estimation

We consider the estimation of the proposed model based on the following joint log-likelihood function

$$l(\Xi) = \sum_{i=1}^N \sum_{j=1}^J \sum_{t=1}^T r_{it} \{y_{ijt}(\gamma_{jt} + \mathbf{a}_j^\top \boldsymbol{\theta}_i + \boldsymbol{\beta}_j^\top \mathbf{x}_i) - b_j(\gamma_{jt} + \mathbf{a}_j^\top \boldsymbol{\theta}_i + \boldsymbol{\beta}_j^\top \mathbf{x}_i)\}, \quad (5)$$

where  $\Xi$  is a vector containing unknown quantities including  $\gamma_{jt}$ ,  $\mathbf{a}_j$ ,  $\boldsymbol{\beta}_j$  and  $\boldsymbol{\theta}_i$ , for  $i = 1, \dots, N, j = 1, \dots, J, t = 1, \dots, T$ . To estimate the regression coefficients  $\boldsymbol{\beta}_j$ , we maximize  $l(\Xi)$  with respect to  $\Xi$  under certain compactness constraints on the model parameters. More specifically, we solve the following optimization problem

$$\begin{aligned} \hat{\Xi} &= \arg \max_{\Xi} l(\Xi) \\ \text{s.t. } \|\boldsymbol{\theta}_i\| &\leq c_1 \sqrt{K}, \text{ and } \|(\mathbf{a}_j^\top, \boldsymbol{\gamma}_j^\top, \boldsymbol{\beta}_j^\top)^\top\| \leq c_2 \sqrt{T + p + K}, i = 1, \dots, N, j = 1, \dots, J, \end{aligned} \quad (6)$$

where  $\|\cdot\|$  is the Euclidean norm,  $c_1$  and  $c_2$  are two tuning parameters, and  $\boldsymbol{\gamma}_j = (\gamma_{j1}, \dots, \gamma_{jT})^\top$ . Numerically, the compactness constraints prevent certain parameters from taking extreme values, which may happen when observed variables are discrete and certain categories are rarely observed. Theoretically, this constraint plays a crucial role in establishing the estimation consistency; see Section 3 for the details. This optimization problem is solved by a projected gradient descent algorithm (Chapter 4, Bertsekas, 1999) that is guaranteed to converge to a critical point of this optimization problem. See Section A in the online supplementary material for the computational details.

We call (5) a joint log-likelihood function to distinguish it from the marginal log-likelihood function used in the traditional latent variable models, as the current log-likelihood function involves both the model parameters and the latent factors. We also note that strictly speaking, the full joint log-likelihood function takes the form

$$\sum_{i=1}^N \sum_{j=1}^J \sum_{t=1}^T r_{it} \log f(y_{ijt} \mid \boldsymbol{\gamma}_{jt}, \mathbf{a}_j, \boldsymbol{\theta}_i, \boldsymbol{\beta}_j, \mathbf{x}_i, \phi_j),$$

which is slightly different from  $l(\boldsymbol{\Xi})$  in (5) as  $l(\boldsymbol{\Xi})$  ignores all the scale parameters  $\phi_j$ . They coincide (up to a constant difference) when all the outcome variables are binary or count variables that follow the Bernoulli or Poisson models in (2) and (3), respectively. The proposed estimator is suitable when all the scale parameters are close to each other. When the scale parameters are heterogeneous, we may use the full joint log-likelihood function to jointly estimate  $\boldsymbol{\Xi}$  and all the scale parameters, for which the asymptotic results established in Section 3 can be adapted accordingly.

## 2.3 Extension to Incorporating Time-dependent Covariates

In scenarios where each individual  $i$  is associated with a time-dependent covariate vector  $\mathbf{z}_{it} = (z_{i1t}, z_{i2t}, \dots, z_{ip_z t})$  at each time point  $t$ , and these are associated with  $p_z \times 1$  regression parameters  $\mathbf{v}_j = (v_{j1}, \dots, v_{jp_z})$ , our model adapts accordingly. The natural parameter of the exponential family distribution can be modeled as  $\gamma_{jt} + \mathbf{a}_j^\top \boldsymbol{\theta}_i + \boldsymbol{\beta}_j^\top \mathbf{x}_i + \mathbf{v}_j^\top \mathbf{z}_{it}$ . The conditional probability density/mass function  $f(y_{ijt} \mid \gamma_{jt}, \mathbf{a}_j, \boldsymbol{\theta}_i, \boldsymbol{\beta}_j, \mathbf{x}_i, \mathbf{v}_j, \mathbf{z}_{it}, \phi)$  then becomes

$$\exp \left( \frac{y_{ijt}(\gamma_{jt} + \mathbf{a}_j^\top \boldsymbol{\theta}_i + \boldsymbol{\beta}_j^\top \mathbf{x}_i + \mathbf{v}_j^\top \mathbf{z}_{it}) - b_j(\gamma_{jt} + \mathbf{a}_j^\top \boldsymbol{\theta}_i + \boldsymbol{\beta}_j^\top \mathbf{x}_i + \mathbf{v}_j^\top \mathbf{z}_{it})}{\phi_j} + c_j(y_{ijt}, \phi_j) \right).$$

This modification maintains the structure of the likelihood as in equation (5), and, thus, the estimation algorithm described in Section 2.2 can still be applied. By incorporating additional assumptions for time-dependent covariates, we can derive theorems akin to those established under the current model in Section 3. The specific assumptions and proofs of these theorems are elaborated in Sections C and D in the online supplementary material.

## 3 Theoretical Results

### 3.1 Consistency and Asymptotic Normality

We now establish the asymptotic properties for the estimated regression coefficients  $\widehat{\boldsymbol{\beta}}_j$ . Let  $\mathbf{u}_j^* = (\boldsymbol{\gamma}_j^{*\top}, \boldsymbol{\beta}_j^{*\top}, \mathbf{a}_j^{*\top})^\top$  denote the vector of true values of item-specific parameters. Additionally, define  $\mathbf{D}_{it} = (D_{it1}, \dots, D_{itT})^\top$  as a vector of dummy variables indicating the time periods. In particular,  $D_{itt} = 1$  and  $D_{itt'} = 0$  for  $t \neq t', i = 1 \dots N$ . We further define  $\mathbf{e}_{it}^* = (\mathbf{D}_{it}^\top, \mathbf{x}_i^\top, \boldsymbol{\theta}_i^{*\top})^\top$  as the vector of true and observed individual-specific quantities. Let

$K^*$  denote the true dimension of the latent variables  $\boldsymbol{\theta}_i^*$ , and  $P = T + p + K^*$  denote the dimension of  $\mathbf{u}_j^*$ . Let  $\boldsymbol{\Xi}^* = (\mathbf{u}_1^{*\top}, \dots, \mathbf{u}_J^{*\top}, \boldsymbol{\theta}_1^{*\top}, \dots, \boldsymbol{\theta}_N^{*\top})^\top$  denote the vector of true parameters. Let  $\mathcal{U} \subset \mathbb{R}^P$ ,  $\Theta \subset \mathbb{R}^{K^*}$  and define the space of possible parameters

$$\mathcal{H}^{K^*} = \left\{ \boldsymbol{\Xi} \in \mathbb{R}^{NK^*+PJ} : \mathbf{u}_j \in \mathcal{U}, \boldsymbol{\theta}_i \in \Theta \text{ for all } i, j, \boldsymbol{\theta}^\top X = \mathbf{0}_{K^* \times p} \right\}.$$

For positive sequences  $\{a_n\}$  and  $\{b_n\}$ , we denote  $a_n \lesssim b_n$  if there exists a constant  $C > 0$  that  $a_n \leq Cb_n$  for all  $n$ . We denote  $a_n \asymp b_n$  if  $a_n \lesssim b_n$  and  $b_n \lesssim a_n$ . The following regularity conditions are needed to establish the consistency of  $\widehat{\boldsymbol{\beta}}_j$ .

**Assumption 1.**  $\mathcal{U}$  and  $\Theta$  are compact sets and  $\boldsymbol{\Xi}^* \in \mathcal{H}^{K^*}$ . Moreover,  $\mathbf{x}_i \in \mathcal{X}$  for all  $i$ , where  $\mathcal{X} \subset \mathbb{R}^p$  is a compact set.

**Assumption 2.** For any compact set  $\mathcal{C} \subset \mathbb{R}$ , there exists  $\bar{b} > \underline{b} > 0$  (depending on  $\mathcal{C}$ ) such that  $\bar{b} \geq b_j''(s) \geq \underline{b}$  and  $|b_j'''(s)| \leq \bar{b}$  for all  $s \in \mathcal{C}, j = 1, \dots, J$ . Moreover,  $\{\phi_j\} \lesssim 1$ .

**Assumption 3.**  $J^{-1}A^{*\top}A^*$  converges to a positive definite matrix as  $J$  tends to infinity. Also,  $N^{-1}\boldsymbol{\Theta}^{*\top}\boldsymbol{\Theta}^*$  converge to a positive definite matrix as  $N$  tends to infinity.

**Assumption 4.** There exists  $\kappa_1 > 0$  such that  $\inf_{i=1, \dots, N, t=1, \dots, T} P(r_{it} = 1) \geq \kappa_1$ .

**Assumption 5.** There exists  $\kappa_2 > 0$  such that

$$\liminf_{N \rightarrow \infty} \pi_{\min} \left( (X, \mathbf{1}_N)^\top (X, \mathbf{1}_N) \right) / N \geq \kappa_2,$$

where  $\pi_{\min}(\cdot)$  denotes the minimum eigenvalue of a matrix,  $\mathbf{1}_N$  is the vector  $(1, \dots, 1)^\top$  of length  $N$ .

The following theorem establishes the consistency of  $\widehat{\boldsymbol{\beta}}_j$ .

**Theorem 1.** *Under Assumptions 1 to 5 and as  $N$  and  $J$  grow to infinity, we have*

$$\|\widehat{\boldsymbol{\beta}}_j - \boldsymbol{\beta}_j^*\| = o_P(1).$$

Define  $B^* = (\beta_{jl}^*)_{J \times p}$  and  $\boldsymbol{\gamma}_t^* = (\gamma_{1t}^*, \dots, \gamma_{Jt}^*)^\top$ . Furthermore, let  $\widehat{\Theta} = (\widehat{\theta}_{ik})_{N \times K^*}$ ,  $\widehat{A} = (\widehat{a}_{jk})_{J \times K^*}$ ,  $\widehat{B} = (\widehat{\beta}_{jl})_{J \times p}$  and  $\widehat{\boldsymbol{\gamma}}_t = (\widehat{\gamma}_{1t}, \dots, \widehat{\gamma}_{Jt})^\top$ ,  $t = 1, \dots, T$  be the estimated parameters from  $\widehat{\Xi}$ . The following theorem provides the average rate of convergence of  $\widehat{\Xi}$  and  $\widehat{B}$ :

**Theorem 2.** *Under Assumptions 1 to 5, we have*

$$\max_{t=1, \dots, T} \frac{1}{\sqrt{NJ}} \left\| \widehat{\Theta} \widehat{A}^\top + X \widehat{B}^\top + \mathbf{1}_N \widehat{\boldsymbol{\gamma}}_t^\top - \Theta^* A^{*\top} - X B^{*\top} - \mathbf{1}_N \boldsymbol{\gamma}_t^{*\top} \right\|_F = O_P(\min\{\sqrt{N}, \sqrt{J}\}^{-1}),$$

(7)

$$\frac{1}{\sqrt{J}} \left\| \widehat{B}^\top - B^{*\top} \right\|_F = O_P(\min\{\sqrt{N}, \sqrt{J}\}^{-1}).$$

(8)

To establish the asymptotic normality for each  $\widehat{\boldsymbol{\beta}}_j$ , we need two additional assumptions.

**Assumption 6.** *For  $i = 1, \dots, N$  and  $j = 1, \dots, J$ , the limits*

$$\begin{aligned} \Phi_j &= \lim_{N \rightarrow \infty} \frac{1}{N} \sum_{i=1}^N \sum_{t=1}^T -\phi_j^{-1} E(r_{it}) b_j''(\mathbf{u}_{jt}^{*\top} \mathbf{e}_{it}^*) \mathbf{e}_{it}^* \mathbf{e}_{it}^{*\top} \text{ and} \\ \Psi_i &= \lim_{J \rightarrow \infty} \frac{1}{J} \sum_{j=1}^J \sum_{t=1}^T -\phi_j^{-1} E(r_{it}) b_j''(\mathbf{u}_{jt}^{*\top} \mathbf{e}_{it}^*) \mathbf{a}_j^* \mathbf{a}_j^{*\top} \end{aligned}$$

*exist. Furthermore, there exists  $\kappa_3 > 0$  such that  $\pi_{\min}(\Phi_j^\top \Phi_j) \geq \kappa_3$  and  $\pi_{\min}(\Psi_i^\top \Psi_i) \geq \kappa_3$  for all  $i, j$ .*

**Assumption 7.** *As  $N, J \rightarrow \infty$ ,  $N \asymp J$ .*

**Theorem 3.** *Under Assumptions 1 to 7, we have*

$$\sqrt{N} \left( \widehat{\boldsymbol{\beta}}_j - \boldsymbol{\beta}_j^* \right) \xrightarrow{d} \mathcal{N} \left( 0, \Sigma_{E,j} \right),$$

where the asymptotic variance  $\Sigma_{E,j} = (-\Phi_j^{-1})_{(T+1):(T+p),(T+1):(T+p)}$  is a submatrix of  $-\Phi_j^{-1}$  that corresponds to its  $T + 1$  to  $(T + p)$ th rows and columns.  $\Sigma_{E,j}$  is uniquely determined by the true model without being affected by the indeterminacy of  $\gamma_{jt}$ ,  $\mathbf{a}_j$ , and  $\boldsymbol{\theta}_i$ .

Theorem 3 establishes the asymptotic normality of  $\widehat{\boldsymbol{\beta}}_j$ , and specifies the form of the asymptotic variance. This shows that  $\widehat{\boldsymbol{\beta}}_j$  is efficient, as its asymptotic variance matches that of the maximum likelihood estimator in generalized linear model regression, where the latent factors  $\boldsymbol{\theta}_i^*$  are directly observable.

Assumptions 1, 3 and 6 are standard in the literature of factor analysis (see e.g., Bai and Ng, 2002 and Bai, 2003). Assumption 2 concerns the regularity conditions of the exponential family. The condition regarding the derivatives of  $b_j(\cdot)$  is straightforward to verify and applies to a wide range of commonly used models under the exponential family, including the logistic model for binary data and Poisson model for count data. The condition for the scale parameter is a mild assumption that ensures the variance of  $y_{ijt}$  does not explode. Assumptions 4 and 5 are mild conditions that provide lower bounds for the probability of observing the data and guarantee a degree of variability in the values of  $X$ , respectively. Assumption 7 ensures that  $N$  and  $T$  grow at the same rate. Similar assumptions are made when deriving asymptotic normality for high-dimensional factor models; see e.g., Bai and Li (2012), Galvao and Kato (2016a) and Chen et al. (2021).

**Remark 1.** *In practice, asymptotic variance is unknown and needs to be estimated. Define*

$\widehat{\mathbf{e}}_{it} = (\mathbf{D}_{it}^\top, \mathbf{x}_i^\top, \widehat{\boldsymbol{\theta}}_i^\top)^\top$ . We can estimate  $\Phi_j$  by

$$\widehat{\Phi}_j = \frac{1}{N} \sum_{i=1}^N \sum_{t=1}^T -\widehat{\phi}_j^{-1} r_{it} b_j''(\widehat{\mathbf{u}}_j^\top \widehat{\mathbf{e}}_{it}) \widehat{\mathbf{e}}_{it} \widehat{\mathbf{e}}_{it}^\top,$$

and estimate  $\widehat{\Sigma}_{E,j}$  by the corresponding submatrix. We show in Section D.4 in the online supplementary material that  $\widehat{\Sigma}_{E,j}$  is a consistent estimator for the true asymptotic variance  $\Sigma_{E,j}$ , where  $\widehat{\phi}_j$  is any consistent estimator of the scale parameter  $\phi_j$ .

### 3.2 Determining the Number of Factors

In real application, the true number of factors  $K^*$  is unknown and, thus, needs to be estimated. To do so, we consider a finite set  $\mathcal{K}$ , containing the candidate numbers of factors. For each value of  $K \in \mathcal{K}$ , we estimate the proposed model and obtain the estimate  $\widehat{\boldsymbol{\Xi}}_K$  and the corresponding log-likelihood function value,  $l(\widehat{\boldsymbol{\Xi}}_K)$ . We then construct an information criterion taking the form

$$\text{IC}(K) = -2l(\widehat{\boldsymbol{\Xi}}_K) + K\Lambda_{NJ},$$

where  $\Lambda_{NJ}$  is a penalty term to be discussed in the sequel. We then set

$$\widehat{K} = \arg \min_{K \in \mathcal{K}} \text{IC}(K). \tag{9}$$

**Theorem 4.** *Suppose that Assumptions 1 to 5 hold and  $K^* \in \mathcal{K}$ . If the penalty term  $\Lambda_{NJ}$  satisfies  $\max\{N, J\} \lesssim \Lambda_{NJ} \lesssim NJ$ , then*

$$\lim_{N, J \rightarrow \infty} P(\widehat{K} = K^*) = 1.$$



This result is an extension of an information criterion for a generalized latent factor model proposed by Chen and Li (2022) to the current model. In the implementation, we set

$$\Lambda_{NJ} = \max\{N, J\} \times \log \left( \frac{J \sum_{i=1}^N \sum_{t=1}^T r_{it}}{\max\{N, J\}} \right) \quad (10)$$

following the choice in Chen and Li (2022), where  $J \sum_{i=1}^N \sum_{t=1}^T r_{it}$  records the total number of data points being observed. It is easy to see that the requirement on  $\Lambda_{NJ}$  is satisfied with this choice.

## 4 Simulation Study

### 4.1 Simulation Setting

In this section, we assess the finite sample performance of the proposed method via Monte Carlo simulations under a variety of settings. In particular, we consider eight combinations of  $N$  and  $J$ , given by  $J = 100, 200, 300, 400$ ,  $N = 5J$  and  $N = 10J$ . Under each setting, 100 replications are generated. We let the true latent dimensions be  $K^* = 3$  and  $K^* = 8$  and the candidate set be  $\mathcal{K} = \{1, 2, \dots, 10\}$  when performing model selection.

We simulate data in a binary response setting to mimic the real data example. The simulated data follows the logistic model given in (2):

$$P(y_{ijt} = 1 \mid \gamma_{jt}, \mathbf{a}_j, \boldsymbol{\theta}_i, \boldsymbol{\beta}_j, \mathbf{x}_i) = \frac{\exp(\gamma_{jt} + \sum_{k=1}^{K^*} a_{jk} \theta_{ik} + \sum_{l=1}^4 \beta_{jl} x_{il})}{1 + \exp(\gamma_{jt} + \sum_{k=1}^{K^*} a_{jk} \theta_{ik} + \sum_{l=1}^4 \beta_{jl} x_{il})}.$$

Here  $\gamma_{jt}$  and  $\beta_{jp}$  are independently sampled from a uniform distribution,  $U[-1, 1]$ . The parameters  $\theta_{ik}$  and  $a_{jk}$  are independently drawn from truncated standard normal distri-

butions within the range  $[-3, 3]$ . Regarding the covariates,  $x_{i1}$ ,  $x_{i2}$ , and  $x_{i3}$  are dummy variables derived from a binomial distribution with three trials and a success probability 0.5, whereas  $x_{i4}$  is a continuous variable sampled from the uniform distribution  $U[-1, 1]$ . The missingness indicator,  $\mathbf{r}_i$ , is generated through sampling from all possible binary combinations of 0 and 1, with equal probability for each individual  $i$ , excluding the scenario where all components are 0. It leads to approximately 47% of the values in  $r_{it}$  being 0.

## 4.2 Evaluation Criteria

The performance of the proposed estimator is assessed based on several performance metrics, as given in Table 1. Specifically, in each replication, at the true number of factors  $K^*$ , we compute the “Loss” metric defined on the left-hand side of (7) to evaluate the convergence of  $\hat{\Xi}$  in finite sample. Additionally, we compute “Bloss” as defined on the left-hand side of (8) to quantify the convergence of  $\hat{B}$ . The mean “Loss” and “Bloss” across 100 simulations are reported in Table 1.

To further assess the estimator’s performance on individual parameters, the mean squared error (MSE) for each  $\beta_{jl}$ , where  $j = 1, \dots, J$  and  $l = 1, \dots, 4$ , is computed across all trials. The maximum of these MSE values is reported as “max MSE” in Table 1. Additionally, the proportion of instances where the correct number of factors is accurately identified is denoted by  $P(\hat{K} = K^*)$ . The asymptotic variance for each simulation is estimated following the methodology proposed in Remark 1, based on which 95% confidence intervals for  $\beta_{jl}$ s are constructed. The empirical coverage probability (ECP) is then determined by aggregating the coverage probabilities across all parameters and simulation repetitions.

Moreover, the recovery of the coefficients  $\beta_j$ s is evaluated against a baseline approach

that assumes no factors, i.e.,  $K = 0$ . The likelihood then becomes

$$\prod_{i=1}^N \prod_{j=1}^J \prod_{t=1}^T \left( \frac{\exp((\gamma_{jt} + \boldsymbol{\beta}_j^\top \mathbf{x}_i) y_{ijt})}{1 + \exp(\gamma_{jt} + \boldsymbol{\beta}_j^\top \mathbf{x}_i)} \right)^{r_{it}}.$$

The optimization is carried out using the `glm` function in R, leveraging a logistic regression (LR) approach. Additionally, we compare the proposed method to a logistic regression model incorporating a random intercept  $\alpha_{ij}$ , where for each  $j$ , the  $\alpha_{ij}$  are assumed to be identically and independently distributed as normal random variables. The likelihood for this model is

$$\prod_{i=1}^N \prod_{j=1}^J \prod_{t=1}^T \left( \frac{\exp((\gamma_{jt} + \alpha_{ij} + \boldsymbol{\beta}_j^\top \mathbf{x}_i) y_{ijt})}{1 + \exp(\gamma_{jt} + \alpha_{ij} + \boldsymbol{\beta}_j^\top \mathbf{x}_i)} \right)^{r_{it}}.$$

This model is optimized using the `glmer` function from the `lme4` package in R. The results, including the metrics “Bloss” and “max MSE” derived from both approaches, are reported in Table 1.

### 4.3 Results

The simulation results are consistent with the theory for the proposed method. We observe that as we increase both  $N$  and  $J$ , the metrics “Loss”, “Bloss”, and “max MSE” associated with the proposed method show a decreasing trend, which occurs regardless of the number of factors and the ratio between  $N$  and  $J$ . Moreover, the information criterion for determining the true number of factors  $K^*$ , introduced in Section 3.2, proves to be effective. This is evidenced by  $P(\widehat{K} = K^*)$  achieving 1 in every scenario, which means our method always identifies the correct number of factors. Additionally, as  $N$  and  $J$  increase, the empirical coverage probability (ECP) approaches the nominal 95% confidence interval level. This

Table 1: Summary statistics for the simulation study. The results for the proposed method, logistic regression (LR), and logistic regression with a random intercept (LRRI) across different combinations of  $N$ ,  $K^*$  and  $J$  are reported.

N	K*	J	Proposed				LR			LRRI	
			Loss	$P(\hat{K} = K^*)$	ECP	Bloss	max MSE	Bloss	max MSE	Bloss	max MSE
5J	3	100	0.54	1	0.94	0.58	0.29	0.57	0.44	0.57	0.24
5J	3	200	0.35	1	0.95	0.37	0.10	0.46	0.41	0.38	0.14
5J	3	300	0.28	1	0.95	0.29	0.06	0.43	0.50	0.29	0.09
5J	3	400	0.24	1	0.95	0.25	0.05	0.42	0.54	0.26	0.11
10J	3	100	0.48	1	0.94	0.37	0.10	0.47	0.51	0.37	0.17
10J	3	200	0.32	1	0.95	0.26	0.05	0.42	0.41	0.27	0.08
10J	3	300	0.25	1	0.95	0.20	0.03	0.41	0.45	0.21	0.06
10J	3	400	0.22	1	0.95	0.18	0.03	0.40	0.49	0.19	0.04
5J	8	100	1.27	1	0.90	0.80	1.01	0.87	1.56	0.72	0.65
5J	8	200	0.68	1	0.94	0.46	0.16	0.68	1.25	0.49	0.28
5J	8	300	0.52	1	0.94	0.35	0.09	0.65	1.01	0.38	0.29
5J	8	400	0.43	1	0.94	0.30	0.06	0.64	1.17	0.33	0.26
10J	8	100	1.14	1	0.91	0.50	0.25	0.65	0.79	0.49	0.26
10J	8	200	0.63	1	0.93	0.31	0.07	0.63	0.69	0.33	0.25
10J	8	300	0.48	1	0.94	0.24	0.05	0.60	0.79	0.27	0.10
10J	8	400	0.41	1	0.94	0.21	0.04	0.59	0.59	0.24	0.12

**Loss:** Frobenius loss measuring the convergence of  $\hat{\Xi}$ .

**$P(\hat{K} = K^*)$ :** Proportion of instances where the correct number of factors is identified.

**ECP:** Empirical coverage probability of the confidence intervals.

**Bloss:** Frobenius loss measuring convergence of  $\hat{B}$ .

**max MSE:** Maximum mean squared error across all estimated  $\beta_{jls}$ .

result validates our asymptotic normality results in Theorem 3 and the asymptotic variance estimator in Remark 1.

In comparison, the ‘‘Bloss’’ and ‘‘max MSE’’ metrics under the logistic regression (LR) method are consistently higher than those of the proposed method. In addition, they do not further improve as  $N$  and  $J$  increase when they are sufficiently large, suggesting that this simplified model suffers from a large bias. In contrast, the logistic regression model with a random intercept (LRRI) outperforms the basic LR model by accounting for the effects of unobserved random intercepts. However, our proposed method continues to demonstrate superior performance as  $J$  and  $N$  increase, highlighting the importance of considering correlations among different outcomes to achieve optimal results.

# 5 Application to Grocery Shopping Data

## 5.1 Background

We illustrate the proposed method via an application to a grocery shopping dataset. This dataset encompasses household-level transactions over a span of two years from approximately 2,000 households who are frequent shoppers of a retailer. It includes all purchases made by each household, recorded daily, alongside demographic information such as age groups, household sizes, and income levels for around 800 households. The dataset is available at <https://www.dunnhumby.com/source-files>. We focus on the subset of customers with demographic information to understand how customers' shopping behavior is associated with their demographic variables and evaluate the accuracy in predicting future purchases based on latent factors and demographic variables.

In this analysis, daily transaction data are aggregated into 25 four-week periods. We use the first  $T = 24$  intervals for statistical analysis and model training. The  $(T + 1)$ th interval is reserved for assessing the predictive performance of our proposed model. We focus on the transactions involving the most popular  $J$  items during the first  $T$  intervals. Consequently,  $N$  denotes the count of customers who purchased any of the  $J$  items within these periods. In each time period  $t$ , let  $y_{ijt}$  be a binary indicator of purchase such that  $y_{ijt} = 1$  if individual  $i$  purchased item  $j$  and  $y_{ijt} = 0$  otherwise. The missing indicator,  $r_{it}$ , is assigned the value of 0 when the  $i$ th customer did not purchase any item, including those outside the  $J$  item list.

Additionally, we introduce a covariate vector  $\mathbf{x}_i = (x_{i1}, x_{i2}, x_{i3}, x_{i4})^\top$ , incorporating household sizes and income levels through dummy variables. Here,  $x_{i1} = 1$  indicates two-member households,  $x_{i2} = 1$  for households with three or more members,  $x_{i3} = 1$  for

households with income between \$35,000 and \$74,999, and  $x_{i4} = 1$  for incomes above \$75,000. The baseline levels, with  $x_{i1} = x_{i2} = 0$  for size and  $x_{i3} = x_{i4} = 0$  for income, represent single-member households earning below \$35,000, respectively.

## 5.2 Statistical Inference

We first focus on inferring the effects of covariates on customers' shopping behavior. In this analysis, we focus on the most popular 100 items, i.e.,  $J = 100$ . The number of observations is  $N = 800$ . We set the candidate set  $\mathcal{K} = \{1, 2, \dots, 15\}$  when selecting the number of factors. Using the proposed information criterion, we obtain  $\widehat{K} = 8$ . We perform statistical inference under the eight-factor model.

We start with an overall significance test for all the covariates to see if any of the covariates are associated with customers' shopping behavior. That is, we test the null hypothesis of  $B = 0_{J \times 4}$ . We use  $\|\widehat{B}\|_F$  as the test statistic and perform a permutation test to obtain its reference distribution under the null hypothesis. Specifically, we perform 500 random permutations indexed by  $l = 1, \dots, 500$ . In each permutation  $l$ , we randomly shuffle customers' covariates and then estimate the model parameters. Let the estimate of  $B$  be denoted by  $\widehat{B}^{(l)}$ . The reference distribution for the test statistic is then obtained by the empirical distribution for  $\|\widehat{B}^{(l)}\|_F$ ,  $l = 1, \dots, 500$ . This results in a  $p$ -value  $< 0.001$ , suggesting that these covariates are significantly associated with customers' shopping behavior.

We then move on to assess the influences of covariates on individual items. Specifically, for each item  $j$ , we calculate the  $p$ -values associated with the null hypotheses of  $\beta_{j1} = \beta_{j2} = 0$  and  $\beta_{j3} = \beta_{j4} = 0$ , respectively, for all  $j$ . These hypotheses test the effects of household income and size on the likelihood of purchasing item  $j$ , respectively.  $P$ -values are derived through Wald tests, utilizing the estimated coefficients and the asymptotic variance

$\widehat{\Sigma}_{E,j}$ , as elaborated in Remark 1. To account for multiple testing, we adjust the  $p$ -values using the Benjamini–Hochberg (BH) procedure for False Discovery Rate (FDR) control. This adjustment is carried out separately for the covariates of household income and size, enabling the identification of items significantly associated with each at the predetermined FDR threshold of 5%.

Our analysis examines the influence of household income and size on the purchase patterns of grocery items, where the items are categorized into six groups – Vegetables, Dairy and Eggs, Beverages, Fruits, Bakery and Miscellaneous items. Table 2 gives the items selected by the BH procedure for the covariate household size, the corresponding regression coefficients, category, subcategory, average price, and package size. Table 3 is similar to Table 2 but gives the results for household income. Some item details are absent in the original dataset. They are marked as NA in the tables. We note that the subcategory column represents the lowest level classification available within the dataset, and the price column represents the average unit price derived from all recorded transactions.

We examine the results about household size. As presented in Table 2, the coefficients in columns  $\widehat{\beta}_1$  and  $\widehat{\beta}_2$ —particularly those corresponding to  $\widehat{\beta}_2$ , which denote the coefficients for households comprising three or more individuals—suggest an overall increase in the likelihood of purchasing items compared to the baseline scenario of single-person households. This trend aligns with the expectation that households with a greater number of occupants tend to have higher consumption needs.

We then explore the effect of household income on consumer behavior, as revealed in Table 3. Recall that  $\widehat{\beta}_3$  and  $\widehat{\beta}_4$  are the estimated coefficients for the dummy variables of middle and high household incomes, respectively. Notably, most coefficients in the fruits category are positive, suggesting a heightened health consciousness among these

households in comparison to their lower-income counterparts. This hypothesis is consistent with the data in the Beverages category, where most soft drinks are associated with negative coefficients. Although there are exceptions, the vegetable category mostly displays positive coefficients, further reinforcing the trend toward healthier dietary preferences. For the Bakery category, a consistent negative trend across coefficients suggests that higher-income households are generally accepted to be less inclined to consume breakfast at home. These observations match our knowledge about how income levels are associated with dietary choices and lifestyle habits (see, e.g. French et al., 2019).

On the other hand, divergent preferences across different income levels are observed in the Dairy and Egg category. Specifically, we observe two opposite trends for milk: one subset exhibits positive and increasing coefficients across  $\hat{\beta}_3$  and  $\hat{\beta}_4$ , signifying a preference among higher-income households, while the other displays negative and diminishing coefficients, indicating the contrary. It is interesting to note that price and size do not account for these trends, as evidenced by the table. Further investigation is needed to explore the cause, such as brand differentiation, that drives these preferences. These observations may offer insight for further investigations to explain the differences in preferences uncovered by the current exploratory model.

### 5.3 Prediction

Beyond inference for coefficients of covariates, a natural application of such models is for predictions and recommendations. In particular, we can estimate the probabilities for the outcome variables at time  $T+1$  given  $\hat{\Xi}$ , assuming that the model (2) still holds at  $t = T+1$ . Due to the absence of an estimate for the time-dependent intercept  $\gamma_{j,T+1}$ , we substitute  $\hat{\gamma}_{j,T}$  in practice. More specifically, we predict the occurrence of outcome variable  $j$  at time



Table 2: Characteristics and Estimated coefficients of selected products based on household size

Category	Subcategory	Price	Size	$\hat{\beta}_1$	$\hat{\beta}_2$
Beverages	DAIRY CASE 100% PURE JUICE - O	1.36	NA	-0.29	0.03
Beverages	DAIRY CASE TEA WITH SUGAR OR S	0.99	1 GA	0.56	0.80
Beverages	SFT DRNK 2 LITER BTL CARB INCL	1.16	2 LTR	0.04	0.86
Beverages	SFT DRNK 2 LITER BTL CARB INCL	1.23	2LTR	0.15	0.63
Beverages	SFT DRNK 2 LITER BTL CARB INCL	1.16	2 LTR	0.08	0.46
Beverages	SFT DRNK SNGL SRV BTL CARB (EX	1.07	20 OZ	-0.89	0.19
Beverages	SOFT DRINKS 12/18&15PK CAN CAR	3.41	12 OZ	0.10	0.74
Beverages	SOFT DRINKS 12/18&15PK CAN CAR	3.41	12 OZ	0.24	0.65
Beverages	SOFT DRINKS 12/18&15PK CAN CAR	3.49	12 OZ	-0.05	0.49
Beverages	SOFT DRINKS 12/18&15PK CAN CAR	3.33	12 OZ	0.38	0.31
Bakery	HAMBURGER BUNS	0.95	12 OZ	0.44	0.76
Bakery	HOT DOG BUNS	0.95	11 OZ	0.40	0.88
Bakery	MAINSTREAM WHITE BREAD	0.97	20 OZ	-0.08	0.73
Bakery	MAINSTREAM WHITE BREAD	1.65	20 OZ	0.09	0.65
Bakery	MAINSTREAM WHITE BREAD	1.47	24 OZ	0.48	0.85
Bakery	MAINSTREAM WHITE BREAD	0.97	20 OZ	-0.17	1.03
Bakery	SW GDS:DONUTS	0.49	NA	-0.17	0.10
Dairy and Eggs	CHOCOLATE MILK	1.28	NA	-0.18	0.50
Dairy and Eggs	CHOCOLATE MILK	2.36	1 GA	0.16	0.60
Dairy and Eggs	COTTAGE CHEESE	2.09	24 OZ	-0.09	0.18
Dairy and Eggs	CREAM CHEESE	0.98	L 8 OZ	-0.09	0.47
Dairy and Eggs	CREAM CHEESE	1.55	L 8OZ	0.12	0.34
Dairy and Eggs	EGGS - LARGE	1.40	18 CT	0.02	0.35
Dairy and Eggs	EGGS - LARGE	1.02	1 DZ	0.01	0.26
Dairy and Eggs	EGGS - MEDIUM	0.71	1 DZ	-0.16	0.28
Dairy and Eggs	EGGS - X-LARGE	1.06	1 DZ	0.31	0.29
Dairy and Eggs	FLUID MILK WHITE ONLY	2.43	1 GA	0.37	1.00
Dairy and Eggs	FLUID MILK WHITE ONLY	2.41	1 GA	0.47	0.77
Dairy and Eggs	FLUID MILK WHITE ONLY	2.43	1 GA	-0.16	0.64
Dairy and Eggs	FLUID MILK WHITE ONLY	1.32	NA	-0.30	0.27
Dairy and Eggs	FLUID MILK WHITE ONLY	2.43	1 GA	0.16	0.42
Dairy and Eggs	FLUID MILK WHITE ONLY	1.35	NA	0.25	-0.10
Dairy and Eggs	FLUID MILK WHITE ONLY	1.37	NA	-0.35	-0.05
Dairy and Eggs	FLUID MILK WHITE ONLY	1.35	NA	0.03	0.23
Dairy and Eggs	IWS SINGLE CHEESE	1.49	12 OZ	-0.13	0.45
Dairy and Eggs	IWS SINGLE CHEESE	1.89	12 OZ	0.26	0.59
Dairy and Eggs	IWS SINGLE CHEESE	2.35	16OZ	0.07	0.47
Dairy and Eggs	SHREDDED CHEESE	1.57	8 OZ	0.03	0.65
Dairy and Eggs	SHREDDED CHEESE	1.54	8 OZ	0.17	0.27
Dairy and Eggs	SOUR CREAMS	1.11	16 OZ	0.28	0.68
Fruits	APPLES GRANNY SMITH (BULK&BAG)	2.65	NA	0.28	0.50
Fruits	BANANAS	0.95	40 LB	0.14	0.05
Fruits	CANTALOUPE WHOLE	2.13	NA	0.31	0.15
Fruits	GRAPES RED	3.19	18 LB	0.14	0.31
Fruits	GRAPES WHITE	3.63	18 LB	0.08	0.25
Fruits	STRAWBERRIES	2.61	16 OZ	0.29	0.42
Vegetables	BEANS GREEN: FS/WHL/CUT	0.52	14.5 OZ	0.02	0.48
Vegetables	BROCCOLI WHOLE&CROWNS	1.65	NA	0.24	0.39
Vegetables	CABBAGE	1.27	14-18 CT	0.35	0.15
Vegetables	CARROTS MINI PEELED	1.57	1 LB	0.03	0.28
Vegetables	CELERY	1.33	NA	0.24	0.17
Vegetables	CORN	0.51	15.25 OZ	0.03	0.42
Vegetables	CORN YELLOW	0.36	48 CT	0.25	0.02
Vegetables	CUCUMBERS	0.70	36 CT	0.28	0.30
Vegetables	GARDEN PLUS	2.31	10 OZ	0.46	0.37
Vegetables	GARDEN PLUS	2.26	12 OZ	0.26	0.27
Vegetables	HEAD LETTUCE	0.98	24CT	0.25	0.40
Vegetables	HEAD LETTUCE	0.99	24CT	0.23	0.43
Vegetables	MUSHROOMS WHITE SLICED PKG	1.86	8 OZ	-0.06	0.32
Vegetables	ONIONS OTHER	0.53	48 CT	0.19	0.36
Vegetables	ONIONS SWEET (BULK&BAG)	1.17	40 LB	0.28	0.14
Vegetables	ONIONS YELLOW (BULK&BAG)	1.91	3 LB	0.13	0.25
Vegetables	POTATOES RUSSET (BULK&BAG)	3.48	10 LB	0.34	0.40
Vegetables	POTATOES RUSSET (BULK&BAG)	2.44	5 LB	0.11	0.31
Vegetables	POTATOES SWEET&YAMS	1.81	40 LB	0.40	0.20
Vegetables	ROMA TOMATOES (BULK/PKG)	1.93	25 LB	-0.39	-0.33
Vegetables	SALAD BAR FRESH FRUIT	2.37	NA	0.15	-0.12
Vegetables	SQUASH ZUCCHINI	1.38	18 LB	-0.26	-0.17
Vegetables	TOMATOES HOTHOUSE ON THE VINE	2.57	13 LB	0.16	-0.05
Miscellaneous	CANDY BARS (SINGLES)(INCLUDING	0.42	1.6 OZ	-0.11	0.57
Miscellaneous	POTATO CHIPS	1.91	11.5 OZ	0.52	1.00
Miscellaneous	SOUP CRACKERS (SALTINE/OYSTER)	1.05	16 OZ	0.12	0.37
Miscellaneous	TORTILLA/NACHO CHIPS	2.33	12.5 OZ	0.10	0.59
Miscellaneous	LEAN	3.31	NA	0.00	0.28
Miscellaneous	MEAT: LUNCHMEAT BULK	2.75	NA	0.32	0.77
Miscellaneous	MEAT: SAUS DRY BULK	3.29	NA	0.15	0.73
Miscellaneous	PREMIUM - MEAT	2.50	1 LB	0.42	1.19
Miscellaneous	PRIMAL	3.81	NA	0.07	0.18
Miscellaneous	CIGARETTES	3.56	974246 PK	-1.00	-0.35
Miscellaneous	CONDENSED SOUP	0.64	10.5OZ	0.05	0.49
Miscellaneous	GASOLINE-REG UNLEADED	0.00	NA	-0.64	-0.09
Miscellaneous	SUGAR	2.01	(600) 4LB	-0.10	0.37
Miscellaneous	NA	NA	NA	0.26	0.43
Miscellaneous	NA	NA	NA	0.00	0.17
Miscellaneous	NEWSPAPER	1.42	NA	-0.19	0.52
Miscellaneous	TOILET TISSUE	1.02	83.5 SQ FT	-0.21	0.34

Table 3: Characteristics and Estimated coefficients of selected products based on household income

Category	Subcategory	Price	Size	$\hat{\beta}_3$	$\hat{\beta}_4$
Beverages	DAIRY CASE 100% PURE JUICE - O	1.36	NA	-0.33	-0.97
Beverages	DAIRY CASE TEA WITH SUGAR OR S	0.99	1 GA	-0.71	-3.23
Beverages	SFT DRNK 2 LITER BTL CARB INCL	1.16	2 LTR	-0.54	-1.35
Beverages	SFT DRNK 2 LITER BTL CARB INCL	1.16	2 LTR	-0.48	-1.72
Beverages	SFT DRNK 2 LITER BTL CARB INCL	1.23	2LTR	-0.21	-0.62
Beverages	SFT DRNK 2 LITER BTL CARB INCL	1.18	2 LTR	-0.49	-0.41
Beverages	SFT DRNK SNGL SRV BTL CARB (EX	1.07	20 OZ	-0.54	-1.57
Beverages	SOFT DRINKS 12/18&15PK CAN CAR	3.33	12 OZ	0.21	0.96
Beverages	SOFT DRINKS 12/18&15PK CAN CAR	3.41	12 OZ	-0.28	-1.43
Beverages	SOFT DRINKS 12/18&15PK CAN CAR	3.49	12 OZ	-0.24	-0.95
Bakery	HAMBURGER BUNS	0.95	12 OZ	-0.09	-0.48
Bakery	HOT DOG BUNS	0.95	11 OZ	-0.22	-0.49
Bakery	MAINSTREAM WHEAT/MULTIGRAIN BR	0.96	20 OZ	-0.24	-0.52
Bakery	MAINSTREAM WHITE BREAD	0.97	20 OZ	-0.33	-0.66
Bakery	MAINSTREAM WHITE BREAD	1.47	24 OZ	-0.09	-1.30
Bakery	MAINSTREAM WHITE BREAD	0.97	20 OZ	-0.82	-1.40
Bakery	MAINSTREAM WHITE BREAD	1.65	20 OZ	0.06	-0.45
Bakery	SW GDS:DONUTS	0.49	NA	0.07	-0.14
Dairy and Eggs	CHOCOLATE MILK	1.28	NA	-0.05	-0.30
Dairy and Eggs	COTTAGE CHEESE	2.09	24 OZ	0.36	-0.17
Dairy and Eggs	CREAM CHEESE	0.98	L 8 OZ	0.55	-0.02
Dairy and Eggs	CREAM CHEESE	1.55	L 8OZ	0.26	0.35
Dairy and Eggs	EGGS - LARGE	1.02	1 DZ	0.27	0.44
Dairy and Eggs	EGGS - LARGE	1.40	18 CT	-0.36	-0.25
Dairy and Eggs	EGGS - MEDIUM	0.71	1 DZ	-0.19	-0.73
Dairy and Eggs	FLUID MILK WHITE ONLY	1.35	NA	0.45	0.71
Dairy and Eggs	FLUID MILK WHITE ONLY	1.37	NA	0.37	1.00
Dairy and Eggs	FLUID MILK WHITE ONLY	2.43	1 GA	-0.67	-0.98
Dairy and Eggs	FLUID MILK WHITE ONLY	2.43	1 GA	0.30	1.07
Dairy and Eggs	FLUID MILK WHITE ONLY	1.32	NA	-0.48	-1.11
Dairy and Eggs	FLUID MILK WHITE ONLY	2.41	1 GA	0.06	0.44
Dairy and Eggs	FLUID MILK WHITE ONLY	1.35	NA	-0.14	-0.28
Dairy and Eggs	FLUID MILK WHITE ONLY	2.43	1 GA	-0.20	-0.28
Dairy and Eggs	IWS SINGLE CHEESE	1.49	12 OZ	-0.32	-0.72
Dairy and Eggs	IWS SINGLE CHEESE	2.35	16OZ	0.17	-0.55
Dairy and Eggs	IWS SINGLE CHEESE	1.89	12 OZ	-0.06	-0.54
Dairy and Eggs	SHREDDED CHEESE	1.57	8 OZ	-0.02	-0.39
Dairy and Eggs	SOUR CREAMS	1.11	16 OZ	0.32	-0.41
Fruits	APPLES GALA (BULK&BAG)	2.36	NA	0.45	1.08
Fruits	APPLES GRANNY SMITH (BULK&BAG)	2.65	NA	0.35	1.23
Fruits	BANANAS	0.95	40 LB	0.43	1.08
Fruits	CANTALOUPE WHOLE	2.13	NA	0.26	0.64
Fruits	GRAPES RED	3.19	18 LB	0.22	0.53
Fruits	GRAPES WHITE	3.63	18 LB	-0.12	0.40
Fruits	LEMONS	0.61	NA	0.36	1.19
Fruits	ORANGES NAVELS ALL	0.51	NA	-0.06	0.54
Fruits	STRAWBERRIES	2.61	16 OZ	0.26	0.95
Vegetables	BROCCOLI WHOLE&CROWNS	1.65	NA	0.20	1.09
Vegetables	CABBAGE	1.27	14-18 CT	-0.18	-0.37
Vegetables	CARROTS MINI PEELED	1.57	1 LB	0.36	0.62
Vegetables	CELERY	1.33	NA	0.13	0.37
Vegetables	CORN	0.51	15.25 OZ	0.22	-0.32
Vegetables	CORN YELLOW	0.36	48 CT	0.34	0.57
Vegetables	CUCUMBERS	0.70	36 CT	0.16	0.35
Vegetables	GARDEN PLUS	2.31	10 OZ	0.52	1.19
Vegetables	GARDEN PLUS	2.26	12 OZ	0.20	0.32
Vegetables	HEAD LETTUCE	0.98	24CT	0.03	-0.18
Vegetables	MUSHROOMS WHITE SLICED PKG	1.86	8 OZ	0.01	0.93
Vegetables	ONIONS OTHER	0.53	48 CT	0.23	0.58
Vegetables	ONIONS SWEET (BULK&BAG)	1.17	40 LB	0.38	0.83
Vegetables	ONIONS SWEET (BULK&BAG)	1.04	40 LB	0.34	0.59
Vegetables	ONIONS YELLOW (BULK&BAG)	1.91	3 LB	-0.30	-0.30
Vegetables	PEPPERS GREEN BELL	0.72	48-54 CT	0.17	0.47
Vegetables	POTATOES RUSSET (BULK&BAG)	3.48	10 LB	-0.33	-0.76
Vegetables	POTATOES RUSSET (BULK&BAG)	2.44	5 LB	-0.13	-0.42
Vegetables	POTATOES SWEET&YAMS	1.81	40 LB	0.35	0.80
Vegetables	REGULAR GARDEN	1.47	1 LB	-0.14	-0.30
Vegetables	ROMA TOMATOES (BULK/PKG)	1.93	25 LB	-0.07	0.46
Vegetables	SQUASH ZUCCHINI	1.38	18 LB	0.55	1.47
Vegetables	TOMATOES GRAPE	2.59	PINT	0.11	0.79
Vegetables	TOMATOES HOTHOUSE ON THE VINE	2.57	13 LB	0.27	0.69
Miscellaneous	CANDY BARS (SINGLES)(INCLUDING	0.42	1.6 OZ	-0.09	-1.37
Miscellaneous	POTATO CHIPS	1.91	11.5 OZ	-0.12	-0.35
Miscellaneous	SOUP CRACKERS (SALTINE/OYSTER)	1.05	16 OZ	-0.52	-0.68
Miscellaneous	TORTILLA/NACHO CHIPS	2.33	12.5 OZ	-0.07	-0.70
Miscellaneous	CHICKEN BREAST BONELESS	4.46	NA	0.25	0.50
Miscellaneous	LEAN	3.31	NA	-0.44	-1.27
Miscellaneous	MEAT: LUNCHMEAT BULK	2.75	NA	0.26	-0.77
Miscellaneous	MEAT: SAUS DRY BULK	3.29	NA	0.43	0.27
Miscellaneous	PREMIUM - MEAT	2.50	1 LB	-0.14	-0.54
Miscellaneous	PRIMAL	3.81	NA	-0.02	-0.53
Miscellaneous	CIGARETTES	3.56	974246 PK	0.85	0.83
Miscellaneous	CONDENSED SOUP	0.64	10.5OZ	0.01	-0.59
Miscellaneous	GARLIC WHOLE CLOVES	0.46	10LB	0.18	1.15
Miscellaneous	GASOLINE-REG UNLEADED	0.00	NA	0.61	1.08
Miscellaneous	NA	NA	NA	0.27	0.43
Miscellaneous	NA	NA	NA	0.29	0.40
Miscellaneous	PAPER TOWELS & HOLDERS	0.55	57 SQ FT	0.09	-0.59
Miscellaneous	TOILET TISSUE	1.02	83.5 SQ FT	-0.29	-1.10

$T + 1$  based on the predicted probability

$$1/(1 + \exp(-(\hat{\gamma}_{jT} + \hat{\mathbf{a}}_j^\top \hat{\boldsymbol{\theta}}_i + \hat{\boldsymbol{\beta}}_j^\top \mathbf{x}_i))). \quad (11)$$

To assess the performance of this approach under varied settings, besides the setting where  $J = 100$ , we also estimate the model with  $J = 200, 300$  and  $400$ , with all scenarios having  $N = 800$ . The estimated number of factors  $\hat{K}$  was determined to be 8 for  $J = 200$  and 11 for both  $J = 300$  and  $400$ .

Given the nature of the dataset, the focus of our evaluations is on recommendation performance. To evaluate the performance, we compute the sensitivity, namely, the number of actual purchases in the recommendations divided by the total number of actual purchases. We propose a comparison of four approaches. Proposed ranks the recommendations based on the sorted predicted probabilities of the  $J$  items. Hist ranks recommendations by the sorted cumulative purchasing frequency for each individual, resorting to random selection when ties occur. Hist-Prop follows the ranking of Hist but employs sorted predicted probabilities to resolve ties. Lastly, Hist-Hist, like Hist, ranks recommendations but uses the overall cumulative frequency of items across individuals to break ties. Table 4 displays the results for 10, 20, 30, and 40 recommendations across different values of  $J$  for all methods.

It is observed that Hist generally outperforms Proposed. This is not surprising as there is strong tendency for consumers to purchase the same products repeatedly in grocery shopping data (see e.g. Wan et al., 2018), which is captured effectively by the Hist method. Nevertheless, Hist-Prop emerges as the most proficient approach, indicating that our model is beneficial for improving recommendations, especially when customer information is sparse. This shows the capability of our method to borrow information from similar customers and reflect their preference for previously not purchased products. By offering

Table 4: Sensitivity based on Number of Recommendations

	<b>J = 100</b>	<b>J = 200</b>	<b>J = 300</b>	<b>J = 400</b>
10 recommendations				
Hist	0.448	0.348	0.297	0.264
Proposed	0.352	0.256	0.223	0.199
Hist-Hist	0.451	0.350	0.299	0.266
Hist-Prop	0.456	0.352	0.301	0.269
20 recommendations				
Hist	0.652	0.518	0.447	0.404
Proposed	0.533	0.394	0.340	0.304
Hist-Hist	0.654	0.519	0.450	0.406
Hist-Prop	0.659	0.525	0.453	0.407
30 recommendations				
Hist	0.774	0.627	0.546	0.496
Proposed	0.658	0.490	0.425	0.382
Hist-Hist	0.775	0.629	0.549	0.499
Hist-Prop	0.781	0.635	0.555	0.505
40 recommendations				
Hist	0.848	0.705	0.618	0.565
Proposed	0.752	0.570	0.496	0.447
Hist-Hist	0.852	0.709	0.621	0.570
Hist-Prop	0.860	0.714	0.626	0.575

personalized recommendations, this method outperforms Hist-Hist, which merely suggests the most popular items to every individual when there are insufficient individual history data. Finally, we highlight that it is possible to devise more advanced approaches based on our method to further enhance recommendations performances, especially for suggesting relevant new products to customers. For example, instead of using the proposed method to resolve ties only, we could develop more sophisticated criteria to allocate the proportions of recommendations using individual cumulative frequency and sorted predicted probability, respectively.

## 6 Discussions

This paper concerns the analysis of high-dimensional multivariate longitudinal data. A new model is proposed that accounts for between-variable and across-time dependence by introducing latent variables. Statistical inference procedures are developed for parameter estimation and model selection, for which statistical consistency and asymptotic normality results are established. The method’s application to customer grocery shopping records demonstrates its ability to identify demographic influences on purchasing patterns and improve recommendation precision, revealing its value for analytical and predictive uses in practical contexts. In particular, we find a positive association between household size and the likelihood of purchasing most grocery items, whereas income level is positively associated with the consumption probabilities of healthy food and inversely with soft drinks. In addition, our model’s ability to capture information from other customers’ purchase behavior allows us to improve recommendation performance, when combined with the information from one’s purchase history.

The current research may be extended in several directions besides the extension to time-dependent covariates as discussed in Section 2.3. First, the current analysis focuses on the regression coefficients and does not look into the identification and interpretation of the factors. In many applications, especially in applications of social sciences, the substantive interpretation of the factors may be of interest. In this regard, rotation methods (e.g., Liu et al., 2023b and Rohe and Zeng, 2023) and regularized estimation methods (e.g., Zhu et al., 2016) may be incorporated into the current model for obtaining interpretable factors. Second, we may allow the latent variables to be time-dependent to improve the model flexibility. For instance, the static factors  $\boldsymbol{\theta}_i$  can be modified to be time-variant, becoming  $\boldsymbol{\theta}_{it}$ . This alteration would not significantly change the estimation method but

would require adjustments to the normalization criteria and assumptions to ensure the identification of the parameters  $\beta_j$ , as well as  $\mathbf{v}_j$  in the model with time-dependent covariates. In this direction, it is of particular interest to consider a change-point setting that assumes the time-dependent factors  $\theta_{it}$  to have a piece-wise constant structure, allowing for individual-specific change points. This model allows us to detect structural changes within each individual, based on which adaptive interventions may be made (e.g., individualized marketing strategies). In addition, by controlling for the maximum number of change points, this change point model enables us to find a balance between model flexibility and parsimony, which leads to high prediction accuracy. Finally, the computational cost for the proposed estimator becomes high or even infeasible when some or all of  $N$ ,  $J$ ,  $T$  and  $p$  are large. In such cases, stochastic optimization algorithms may be developed to efficiently obtain approximation solutions, and further, central limit theorems may be established for the approximate solutions to facilitate statistical inference.

## Funding

The third author acknowledges the financial supports from RGC-14301920 and RGC-14307221.

## References

- Bai, J. (2003). Inferential theory for factor models of large dimensions. *Econometrica*, 71(1):135–171.
- Bai, J. and Li, K. (2012). Statistical analysis of factor models of high dimension. *The Annals of Statistics*, 40(1):436–465.

- Bai, J. and Ng, S. (2002). Determining the number of factors in approximate factor models. *Econometrica*, 70(1):191–221.
- Bertsekas, D. (1999). *Nonlinear Programming*. Athena Scientific.
- Bolger, N. and Laurenceau, J.-P. (2013). *Intensive longitudinal methods : An introduction to diary and experience sampling research*. Guilford Press, New York, NY.
- Carey, V., Zeger, S. L., and Diggle, P. (1993). Modelling multivariate binary data with alternating logistic regressions. *Biometrika*, 80(3):517–526.
- Chen, L., Dolado, J. J., and Gonzalo, J. (2021). Quantile factor models. *Econometrica*, 89(2):875–910.
- Chen, Y. (2020). A continuous-time dynamic choice measurement model for problem-solving process data. *Psychometrika*, 85(4):1052–1075.
- Chen, Y. and Li, X. (2022). Determining the number of factors in high-dimensional generalized latent factor models. *Biometrika*, 109(3):769–782.
- Chen, Y., Li, X., Liu, J., and Ying, Z. (2019a). Statistical analysis of complex problem-solving process data: An event history analysis approach. *Frontiers in Psychology*, 10:486.
- Chen, Y., Li, X., and Zhang, S. (2019b). Joint maximum likelihood estimation for high-dimensional exploratory item factor analysis. *Psychometrika*, 84(1):124–146.
- Chen, Y., Li, X., and Zhang, S. (2020). Structured latent factor analysis for large-scale data: Identifiability, estimability, and their implications. *Journal of the American Statistical Association*, 115(532):1756–1770.
- Cook, R. J. and Lawless, J. F. (2007). *The statistical analysis of recurrent events*. Springer, New York, NY.

- French, S. A., Tangney, C. C., Crane, M. M., Wang, Y., and Appelhans, B. M. (2019). Nutrition quality of food purchases varies by household income: the shopper study. *BMC Public Health*, 19:1–7.
- Galvao, A. F. and Kato, K. (2016a). Smoothed quantile regression for panel data. *Journal of Econometrics*, 193(1):92–112.
- Galvao, A. F. and Kato, K. (2016b). Smoothed quantile regression for panel data. *Journal of econometrics*, 193(1):92–112.
- Gray, S. M. and Brookmeyer, R. (2000). Multidimensional longitudinal data: estimating a treatment effect from continuous, discrete, or time-to-event response variables. *Journal of the American Statistical Association*, 95(450):396–406.
- Hsieh, C.-A., von Eye, A. A., and Maier, K. S. (2010). Using a multivariate multilevel polytomous item response theory model to study parallel processes of change: The dynamic association between adolescents’ social isolation and engagement with delinquent peers in the national youth survey. *Multivariate Behavioral Research*, 45(3):508–552.
- Lambert, P. and Vandenhende, F. (2002). A copula-based model for multivariate non-normal longitudinal data: analysis of a dose titration safety study on a new antidepressant. *Statistics in Medicine*, 21(21):3197–3217.
- Lian, W., Henao, R., Rao, V., Lucas, J., and Carin, L. (2015). A multitask point process predictive model. In *International Conference on Machine Learning*, pages 2030–2038.
- Liang, K.-Y. and Zeger, S. L. (1986). Longitudinal data analysis using generalized linear models. *Biometrika*, 73(1):13–22.



- Liang, K.-Y. and Zeger, S. L. (1989). A class of logistic regression models for multivariate binary time series. *Journal of the American Statistical Association*, 84(406):447–451.
- Liu, L. C. and Hedeker, D. (2006). A mixed-effects regression model for longitudinal multivariate ordinal data. *Biometrics*, 62(1):261–268.
- Liu, W., Lin, H., Zheng, S., and Liu, J. (2023a). Generalized factor model for ultra-high dimensional correlated variables with mixed types. *Journal of the American Statistical Association*, 118(542):1385–1401.
- Liu, X., Wallin, G., Chen, Y., and Moustaki, I. (2023b). Rotation to sparse loadings using  $L^p$  losses and related inference problems. *Psychometrika*, 88:527–553.
- Molenberghs, G. and Verbeke, G. (2005). *Models for discrete longitudinal data*. Springer, New York, NY.
- Newey, W. K. and McFadden, D. (1994). Large sample estimation and hypothesis testing. *Handbook of econometrics*, 4:2111–2245.
- Oort, F. J. (2001). Three-mode models for multivariate longitudinal data. *British Journal of Mathematical and Statistical Psychology*, 54(1):49–78.
- Ounajim, A., Slaoui, Y., Louis, P.-Y., Billot, M., Frasca, D., and Rigoard, P. (2023). Mixture of longitudinal factor analyzers and their application to the assessment of chronic pain. *Statistics in Medicine*, 42(18):3259–3282.
- Panagiotelis, A., Czado, C., and Joe, H. (2012). Pair copula constructions for multivariate discrete data. *Journal of the American Statistical Association*, 107(499):1063–1072.
- Parikh, N., Boyd, S., et al. (2014). Proximal algorithms. *Foundations and trends® in Optimization*, 1(3):127–239.

- Prentice, R. L. (1988). Correlated binary regression with covariates specific to each binary observation. *Biometrics*, pages 1033–1048.
- Proust-Lima, C., Amieva, H., and Jacqmin-Gadda, H. (2013). Analysis of multivariate mixed longitudinal data: a flexible latent process approach. *British Journal of Mathematical and Statistical Psychology*, 66(3):470–487.
- Rohe, K. and Zeng, M. (2023). Vintage factor analysis with varimax performs statistical inference. *Journal of the Royal Statistical Society Series B: Statistical Methodology*, 85:1037–1060.
- Skrondal, A. and Rabe-Hesketh, S. (2004). *Generalized latent variable modeling: Multilevel, longitudinal, and structural equation models*. Chapman and Hall/CRC.
- Smith, M., Min, A., Almeida, C., and Czado, C. (2010). Modeling longitudinal data using a pair-copula decomposition of serial dependence. *Journal of the American Statistical Association*, 105(492):1467–1479.
- Sørensen, Ø., Fjell, A. M., and Walhovd, K. B. (2023). Longitudinal modeling of age-dependent latent traits with generalized additive latent and mixed models. *Psychometrika*, 88(2):456–486.
- Stock, J. H. and Watson, M. W. (2002). Forecasting using principal components from a large number of predictors. *Journal of the American Statistical Association*, 97(460):1167–1179.
- Ten Have, T. R. and Morabia, A. (1999). Mixed effects models with bivariate and univariate association parameters for longitudinal bivariate binary response data. *Biometrics*, 55(1):85–93.

- van der Vaart, A. and Wellner, J. (1996). *Weak convergence and empirical processes : with applications to statistics*. Springer series in statistics. Springer, New York ; Hong Kong.
- Van Der Vaart, A. W., Wellner, J. A., van der Vaart, A. W., and Wellner, J. A. (1996). *Weak Convergence and Empirical Processes*. Springer.
- Wan, M., Wang, D., Goldman, M., Taddy, M., Rao, J., Liu, J., Lymberopoulos, D., and McAuley, J. (2017). Modeling consumer preferences and price sensitivities from large-scale grocery shopping transaction logs. In *Proceedings of the 26th International Conference on World Wide Web*, pages 1103–1112.
- Wan, M., Wang, D., Liu, J., Bennett, P., and McAuley, J. (2018). Representing and recommending shopping baskets with complementarity, compatibility and loyalty. In *Proceedings of the 27th ACM International Conference on Information and Knowledge Management*, pages 1133–1142.
- Wang, C., Kohli, N., and Henn, L. (2016). A second-order longitudinal model for binary outcomes: Item response theory versus structural equation modeling. *Structural Equation Modeling: A Multidisciplinary Journal*, 23(3):455–465.
- Wang, R., Chen, F., Chen, Z., Li, T., Harari, G., Tignor, S., Zhou, X., Ben-Zeev, D., and Campbell, A. T. (2014). Studentlife: assessing mental health, academic performance and behavioral trends of college students using smartphones. In *Proceedings of the 2014 ACM International Joint Conference on Pervasive and Ubiquitous Computing*, pages 3–14.
- Zeng, L. and Cook, R. J. (2007). Transition models for multivariate longitudinal binary data. *Journal of the American Statistical Association*, 102(477):211–223.

Zhang, H., Chen, Y., and Li, X. (2020a). A note on exploratory item factor analysis by singular value decomposition. *psychometrika*, 85:358–372.

Zhang, W., Kuang, Z., Peissig, P., and Page, D. (2020b). Adverse drug reaction discovery from electronic health records with deep neural networks. In *Proceedings of the ACM Conference on Health, Inference, and Learning*, pages 30–39.

Zhu, Y., Shen, X., and Ye, C. (2016). Personalized prediction and sparsity pursuit in latent factor models. *Journal of the American Statistical Association*, 111(513):241–252.

# Supplementary Materials for: A Latent Variable Approach to Learning High-dimensional Multivariate longitudinal Data

## A Estimation Method

Recall that the log-likelihood function in (6) was defined as

$$\begin{aligned}
 l(\Xi) &= \sum_{i=1}^N \sum_{j=1}^J \sum_{t=1}^T r_{it} \{y_{ijt}(\gamma_{jt} + \mathbf{a}_j^\top \boldsymbol{\theta}_i + \boldsymbol{\beta}_j^\top \mathbf{x}_i) - b_j(\gamma_{jt} + \mathbf{a}_j^\top \boldsymbol{\theta}_i + \boldsymbol{\beta}_j^\top \mathbf{x}_i)\} \\
 &= \sum_{i=1}^N \sum_{j=1}^J \sum_{t=1}^T r_{it} \{y_{ijt}(\mathbf{u}_j^\top \mathbf{e}_{it}) - b_j(\mathbf{u}_j^\top \mathbf{e}_{it})\}.
 \end{aligned}$$

We further define

$$\begin{aligned}
 \rho_{ijt}(t) &= y_{ijt}(\mathbf{u}_j^\top \mathbf{e}_{it}) - b_j(\mathbf{u}_j^\top \mathbf{e}_{it}) \text{ and } \varrho_{ijt}(t) = r_{it}\rho_{ijt}(t), \text{ such that} \\
 \boldsymbol{\rho}_{ij}(\mathbf{u}_j, \boldsymbol{\theta}_i) &= \sum_{t=1}^T r_{it}\rho_{ijt}(\mathbf{u}_j^\top \mathbf{e}_{it}) = \sum_{t=1}^T \varrho_{ijt}(\mathbf{u}_j^\top \mathbf{e}_{it}).
 \end{aligned}$$

We now define the following objective functions:

$$l_{NJ}(\Xi) = \frac{1}{NJ} l(\Xi) = \frac{1}{NJ} \sum_{i=1}^N \sum_{j=1}^J \rho_{ij}(\mathbf{u}_j, \boldsymbol{\theta}_i),$$

$$l_{i,J}(\boldsymbol{\theta}_i, U) = \frac{1}{J} \sum_{j=1}^J \rho_{ij}(\mathbf{u}_j, \boldsymbol{\theta}_i), \quad l_{j,N}(\mathbf{u}_j, \Theta) = \frac{1}{N} \sum_{i=1}^N \rho_{ij}(\mathbf{u}_j, \boldsymbol{\theta}_i).$$

Define  $\nabla l_{i,J}(\boldsymbol{\theta}, U)$ ,  $\nabla^2 l_{i,J}(\boldsymbol{\theta}, U)$  as the gradient and Hessian matrix of  $l_{i,J}(\boldsymbol{\theta}, U)$  with respect to  $\boldsymbol{\theta}$ , and  $\nabla l_{j,N}(\mathbf{u}, \Theta)$ ,  $\nabla^2 l_{j,N}(\mathbf{u}, \Theta)$  as the gradient and Hessian matrix of  $l_{j,N}(\mathbf{u}, \Theta)$  with respect to  $\mathbf{u}$ . To handle the constraint in (6), we introduce the projection operator

$$Prox_c(\mathbf{y}) = \arg \min_{\mathbf{x}: \|\mathbf{x}\| \leq c} \|\mathbf{y} - \mathbf{x}\|^2 = \begin{cases} \mathbf{y} & \text{if } \|\mathbf{y}\| \leq c; \\ c\|\mathbf{y}\|^{-1}\mathbf{y} & \text{otherwise.} \end{cases}$$

Recall that we defined  $P$  as the length of  $\mathbf{u}_j$ . We propose the following iterative algorithm to estimate the parameters of interest  $\Xi$ .

1. **Initialization:** Choose initial starting parameters  $\Theta^{(0)}, U^{(0)}$ .
2. **Parameter Update:** For  $l = 1, \dots, L$ , perform

- Given  $\Theta^{(l-1)}, U^{(l-1)}$ , update

$$\mathbf{u}_j^{(l)} = Prox_c \left( \mathbf{u}_j^{(l-1)} - \alpha (\nabla^2 l_{j,N}(\mathbf{u}^{(l-1)}, \Theta^{(l-1)}))^{-1} \nabla l_{j,N}(\mathbf{u}_j^{(l-1)}, \Theta^{(l-1)}) \right)$$

for  $j = 1, \dots, J$ , where  $c = 5\sqrt{P}$ ,  $\alpha > 0$  is a step size chosen by line search.

- Given  $\Theta^{(l-1)}, U^{(l)}$ , update

$$\boldsymbol{\theta}_i^{(l)} = Prox_c \left( \boldsymbol{\theta}_i^{(l-1)} - \alpha (\nabla^2 l_{i,J}(\boldsymbol{\theta}^{(l-1)}, U^{(l)}))^{-1} \nabla l_{i,J}(\boldsymbol{\theta}_i^{(l-1)}, U^{(l)}) \right),$$

for  $i = 1, \dots, N$ , where  $c = 5\sqrt{K}$ ,  $\alpha > 0$  is a step size chosen by line search.

3. **Convergence Check:** Stop iteration when  $l_{NJ}(\Xi^{(L)})$  approximates  $l_{NJ}(\Xi^{(L-1)})$  closely.

This algorithm guarantees that the log likelihood increases in each iteration, when the step size  $\alpha$  is properly chosen in line search. Readers may refer to Chen et al. (2019b) and Parikh et al. (2014) for further details regarding the properties of projection operator. Moreover, when applying this estimation approach to simulation studies and data analysis, we develop a singular value decomposition (SVD) based algorithm to choose a good starting point in step 1, as presented in Section A.1. This algorithm can be generalized easily for mixed types of data.

## A.1 SVD-based algorithm for obtaining initial values

The following algorithm, based on the work from Chen et al. (2019b) and Zhang et al. (2020a), works for binary variables when  $N \geq J$ . Modifications are needed when  $J > N$ .

1. Input responses  $y_{ijt}$ , missing indicators  $r_{it}$ , dimension  $K$  of latent space, and tolerance  $\epsilon$ .
2. Compute  $\hat{p}_t = (\sum_{i=1}^N r_{it})/N$  as the proportion of observed responses for  $t = 1, \dots, T$ .
3. Let  $L_t = (l_{ijt})_{N \times J}$ , where

$$l_{ijt} = \begin{cases} 2y_{ijt} - 1, & \text{if } r_{it} = 1, \\ 0, & \text{otherwise.} \end{cases}$$

4. Apply singular value decomposition to matrices  $L_t, t = 1, \dots, T$  and obtain  $L_t =$

$\sum_{j=1}^J \sigma_{jt} \mathbf{q}_{jt} \mathbf{h}_{jt}^\top$ , where for each  $t$ ,  $\sigma_{1t} \geq \dots \geq \sigma_{Jt}$  are the singular values and  $\mathbf{q}_{jt}$ s and  $\mathbf{h}_{jt}$ s are the left and right singular vectors.

5. Let  $\tilde{L}_t = (\tilde{l}_{ijt})_{N \times J} = \sum_{k=1}^{\tilde{K}} \sigma_{kt} \mathbf{q}_{kt} \mathbf{h}_{kt}^\top$ , where  $\tilde{K} = \max\{K+1, \arg \max_k \sigma_{kt} \geq 2\sqrt{N\hat{p}_t}\}$ .

6. Let  $\mathbf{M}_t = (m_{ijt})_{N \times J}$ , where

$$m_{ijt} = \begin{cases} \xi^{-1}(\epsilon) & \text{if } \tilde{l}_{ijt} < -1 + \epsilon, \\ \xi^{-1}(0.5(\tilde{l}_{ijt} + 1)) & \text{if } -1 + \epsilon \leq \tilde{l}_{ijt} \leq 1 - \epsilon, \\ \xi^{-1}(1 - \epsilon) & \text{if } \tilde{l}_{ijt} > 1 - \epsilon. \end{cases}$$

7. Set  $\boldsymbol{\gamma}_t^{(0)} = (\gamma_{1t}^{(0)}, \dots, \gamma_{Jt}^{(0)})$ , where  $\gamma_{jt}^{(0)} = (\sum_{i=1}^N m_{ijt})/N$ .

8. Apply singular value decomposition to matrix  $\tilde{\mathbf{M}} = \left( \sum_{t=1}^T (m_{ijt} - \gamma_{jt}^{(0)})/T \right)_{N \times J}$  and obtain  $\tilde{\mathbf{M}} = \sum_{j=1}^J \tilde{\sigma}_j \tilde{\mathbf{q}}_j \tilde{\mathbf{h}}_j^\top$ , where  $\tilde{\sigma}_1 \geq \dots \geq \tilde{\sigma}_J$  are the singular values and  $\tilde{\mathbf{q}}_j$ s and  $\tilde{\mathbf{h}}_j$ s are the left and right singular vectors.

9. Set  $\boldsymbol{\Theta}_k^{(0)} = \sqrt{N} \tilde{\mathbf{q}}_k$  and  $\mathbf{A}_k^{(0)} = \tilde{\sigma}_k \tilde{\mathbf{h}}_k / \sqrt{N}$ ,  $k = 1, \dots, K$ .

10. Plug in  $\boldsymbol{\Gamma}^{(0)}$ ,  $\boldsymbol{\Theta}^{(0)} = (\boldsymbol{\Theta}_1^{(0)}, \dots, \boldsymbol{\Theta}_K^{(0)})$  and  $A^{(0)} = (\mathbf{A}_1^{(0)}, \dots, \mathbf{A}_K^{(0)})$  in (5) and set  $B^{(0)}$  and  $\mathbf{V}^{(0)}$  such that the log-likelihood is maximized. This can be done using the `glm` function in R.

11. Output  $U^{(0)} = (\boldsymbol{\Gamma}^{(0)}, B^{(0)}, \mathbf{V}^{(0)}, A^{(0)})$  and  $\boldsymbol{\Theta}^{(0)}$  as starting point.

The tolerance  $\epsilon$  is a positive constant that is close to 0. A default value  $\epsilon = 0.01$  is used in the analysis of this paper.



## B Normalization criteria and algorithm

In this paper, we imposed the Normalization condition as outlined in (4), which is fundamental for the identification of  $B$ . To ensure that the matrices  $\mathbf{\Gamma}$ ,  $\Theta$ , and  $A$  are also identifiable, we can introduce additional Normalization constraints as follows:

$$\begin{aligned} \frac{1}{J}A^\top A &= I_K, \\ \frac{1}{N}\Theta^\top \Theta &\text{ is diagonal with non-increasing diagonal elements.} \\ \Theta^\top \mathbf{1}_N &= \mathbf{0}_K, \end{aligned} \tag{S.1}$$

where  $\mathbf{0}_K$  denotes a zero vector of length  $K$ . The following algorithm ensures the estimated parameters satisfy the Normalization criteria imposed in (4) and (S.1):

Suppose we have initial estimates  $\mathbf{\Gamma}$ ,  $A$ ,  $B$  and  $\Theta$ . Define  $IX = (\mathbf{1}_N, X)$ ,  $\tilde{\Theta} = \Theta - IX(IX^\top IX)^{-1}IX^\top \Theta$  and  $L = (IX^\top IX)^{-1}IX^\top \Theta A^\top$ . We can set  $\hat{\mathbf{\Gamma}}$  and  $\hat{B}$  such that

$$\begin{aligned} \hat{\mathbf{\Gamma}}_t &= \mathbf{\Gamma}_t + L_{[1,1:J]}^\top, t = 1, \dots, T \\ \hat{B} &= B + L_{[2:(p+1),1:J]}^\top. \end{aligned}$$

Now define  $\Sigma_{JA} = A^\top A/J$  and  $\Sigma_{NT} = \tilde{\Theta}^\top \tilde{\Theta}/N$ . We apply eigendecomposition such that

$$\Sigma_{JA}^{1/2} \Sigma_{NT} \Sigma_{JA}^{1/2} = LDL^{-1},$$

where  $D$  is a diagonal matrix and  $L$  is the matrix whose columns are the eigenvectors of  $D$ . Then by setting

$$\hat{\Theta} = \tilde{\Theta}H^{-1} \text{ and } \hat{A} = AH^\top,$$

where  $H = (\Sigma_{JA}^{-1/2}L)^\top$  would satisfy the required constraints.

It is simple to adjust the algorithm for the special case where only the identifiability of  $B$  is concerned. In this case we can set  $L = (X^\top X)^{-1}X^\top \Theta A^\top$  and update  $\widehat{B} = B + L$ ,  $\widehat{\Theta} = \Theta - X(X^\top X)^{-1}X^\top \Theta$ .

We note that from this updated Normalization criteria, Assumption 3 is equivalent to requiring that  $N^{-1}\Theta^\top \Theta = \text{diag}(\sigma_{N1}, \dots, \sigma_{NK})$  with  $\sigma_{N1} \geq \sigma_{N2} \cdots \geq \sigma_{NK}$ , and  $\sigma_{Nk} \rightarrow \sigma_k$  as  $N \rightarrow \infty$  for all  $k$  with  $\infty > \sigma_1 > \sigma_2 \cdots > \sigma_K > 0$ .

## C Additional Assumptions and Theoretical Results

In Sections C and D, with slight abuse of notation, define  $\mathbf{u}_j = (\boldsymbol{\gamma}_j^\top, \boldsymbol{\beta}_j^\top, \mathbf{v}_j^\top, \mathbf{a}_j^\top)^\top$  and  $\mathbf{e}_{it} = (\mathbf{D}_{it}^\top, \mathbf{x}_i^\top, \mathbf{z}_{it}^\top, \boldsymbol{\theta}_i^\top)^\top$  to accommodate the extension with time-dependent covariates discussed in Section 2.3. Define  $Z_t = (\mathbf{z}_{1t}, \mathbf{z}_{2t}, \dots, \mathbf{z}_{Nt}), t = 1, \dots, T$ . To establish asymptotic properties under this extension, the following additional assumptions are necessary:

**Assumption 8.**  $\mathbf{z}_{it} \in \mathcal{Z}$  for all  $i$  and  $t$ , where  $\mathcal{Z} \subset \mathbb{R}^{p_z}$  is compact.

**Assumption 9.** For some  $\kappa_4 > 0$ , there exists  $t_1, t_2 \in \{1, \dots, T\}$  such that

$$\liminf_{N \rightarrow \infty} \pi_{\min} \left( (Z_{t_1} - Z_{t_2}, \mathbf{1}_N)^\top (Z_{t_1} - Z_{t_2}, \mathbf{1}_N) \right) / N \geq \kappa_4.$$

**Assumption 10.** There exists  $\kappa_5 > 0$  such that the minimum eigenvalue of the matrix

$$\begin{pmatrix} \text{diag} \left( \left\{ (NJ)^{-1/2} \sum_{i=1}^N \sum_{t=1}^T \mathbf{e}_{it}^* \mathbf{e}_{it}^{*\top} \right\}_{j \leq J} \right) & \left\{ (NJ)^{-1/2} \sum_{t=1}^T \begin{pmatrix} \mathbf{0}_{T+p} \\ \mathbf{z}_{it} \\ \mathbf{0}_{K^*} \end{pmatrix} \mathbf{a}_j^{*\top} \right\}_{j \leq J, i \leq N} \\ (NJ)^{-1/2} \left\{ \sum_{t=1}^T \mathbf{a}_j^* (\mathbf{0}_{T+p}^\top, \mathbf{z}_{it}^\top, \mathbf{0}_{K^*}^\top) \right\}_{i \leq N, j \leq J} & \text{diag} \left( \left\{ (NJ)^{-1/2} T \sum_{j=1}^J \mathbf{a}_j^* \mathbf{a}_j^{*\top} \right\}_{i \leq N} \right) \end{pmatrix}$$

is greater than  $\kappa_5$ . Here  $\text{diag}(\{Q_j\}_{j \leq J})$  represents a block-diagonal matrix whose  $j$ th block on the diagonal is  $Q_j$ , for any series of matrices  $\{Q_j\}_{j \leq J}$ . Similarly  $\{Q_{ij}\}_{j \leq J, i \leq N}$  represents the block matrix where the  $\{i, j\}$ th block is  $Q_{ij}$ .

Assumption 8 extends assumption to cater for the time-dependent covariate  $\mathbf{z}_{it}$ . Assumption 9 asserts sufficient variability in  $Z_t$  across at least two time periods, ensuring the identifiability of  $\mathbf{v}_j$ . Assumption 10 is a working assumption for the proof of asymptotic normality.

We now present the the following theorems under the Normalization criteria discussed in (4) and (S.1):

**Theorem 5.** *Under Assumptions 1 to 5, 8 and 9, we have*

$$\begin{aligned} \frac{1}{\sqrt{N}} \|\widehat{\Theta}^\top - \Theta^* \widehat{S}_A\|_F &= O_P(\min\{\sqrt{N}, \sqrt{J}\}^{-1}), \\ \frac{1}{\sqrt{J}} \|\widehat{U}_t - U_t^{*\top} \widehat{S}_U\|_F &= O_P(\min\{\sqrt{N}, \sqrt{J}\}^{-1}). \end{aligned}$$

Here,  $\widehat{S}_A$  is defined as  $\text{sgn}(\widehat{A}^\top A^*/J)$ , where the function  $\text{sgn}(X)$  yields a diagonal matrix whose diagonal elements are the signs of the diagonal elements of any square matrix  $X$ . Moreover,  $\widehat{S}_U$  is a  $(1 + p + p_z + K^*)$  by  $(1 + p + p_z + K^*)$  diagonal matrix whose diagonal elements are set to 1, except for the last  $K^*$  diagonal elements which are equal to  $\widehat{S}_A$ .

**Theorem 6.** *Under Assumptions 1 to 10, we have*

$$\sqrt{N} \left( \widehat{\mathbf{u}}_j - \widehat{S}_U \mathbf{u}_j^* \right) \xrightarrow{d} \mathcal{N} \left( 0, -\Phi_j^{-1} \right).$$

**Theorem 7.** *Suppose that Assumptions 1 to 5, 8 and 9 hold and  $K^* \in \mathcal{K}$ . If the penalty*

term  $\Lambda_{NJ}$  satisfies  $\max\{N, J\} \lesssim \Lambda_{NJ} \lesssim NJ$ , then

$$\lim_{N, J \rightarrow \infty} P(\widehat{K} = K^*) = 1.$$

Theorem 5 provides the average rate of convergence of  $\widehat{\Theta}$  and  $\widehat{U}_t, t = 1, \dots, T$ . The sign matrices  $\widehat{S}_A$  and  $\widehat{S}_U$  are introduced to address the inherent sign indeterminacy in factors and loadings, that is, the factor structure remains unchanged if both the factors and loadings are multiplied by  $-1$ . Theorem 6 establishes asymptotic normality for event-specific parameters. Similar results can also be obtained for the individual parameters  $\widehat{\theta}_i$ , with a modified form of asymptotic variance due to the construction of the estimator. Theorem 7 extends Theorem 4, proving that the number of latent factors  $K$  can be consistently estimated with time-dependent covariates. The proofs of these Theorems will be presented in Section D.

We point out that Theorems 5 and 6 hold without assumptions 8 to 10 when only static covariates are considered. They can also be viewed as more general versions of Theorems 1 to 3. We will make that connection explicit in Section D, where we present the proofs of all theoretical results.

## D Proofs

In this section, we present the proofs of the theoretical results discussed in our paper. Specifically, Sections D.1, D.2, and D.3 are dedicated to the proofs of Theorems 5, 6 and 7, respectively. Moreover, Section D.4 establishes the consistency of the estimator introduced in Remark 1, for estimating the asymptotic variance of  $\widehat{\beta}_j$ , where  $j = 1, \dots, J$ .

Furthermore, it is essential to recognise that Theorem 1 emerges directly as a corollary

of Lemma 4, which is introduced and proved in Section D.2. Subsequently, Theorem 2 follows from the proof of Theorem 5. Additionally, Theorem 3 follows from Theorem 6. Lastly, Theorem 4 is a special case of Theorem 7.

To simplify notation, the proofs of the theorems and results in Sections D.1 to D.4 are conducted under the assumption that the scale parameters  $\phi_j$  are known and set to 1. Notably, the derivatives of  $l(\Xi)$  with respect to the parameters  $\mathbf{u}_j$  and  $\boldsymbol{\theta}_i$  are equivalent to the derivatives of the full joint log-likelihood function. It is easy to see that Theorem 5 and 6 hold when  $\phi_j$  are unknown as the estimated parameters in these theorems are unaffected by the scale parameters. Similarly, Theorem 7 remains valid since the information criterion considered in the work does not depend on the scale parameter. Finally, it is easy to see that estimator introduced in Remark 1 remains consistent when  $\phi_j$  is unknown as long as the estimate of  $\hat{\phi}_j$  is consistent.

## D.1 Proof of Theorem 5

Throughout this section,  $\delta_0, \delta_1, \delta_2, \dots$  denote positive constants that do not depend on  $N, J$ . For any random variable  $Y$ , define the Orlicz norm  $\|Y\|_\Psi$  as

$$\|Y\|_\Psi = \inf \{C > 0 : E\Psi(|Y|/C) \leq 1\},$$

where  $\Psi$  is a non-decreasing, convex function with  $\Psi(0) = 0$ . We write the norm as  $\|Y\|_{\Psi_2}$  when  $\Psi(x) = \exp(x^2) - 1$ . We use  $\|\cdot\|_S$  to denote the spectral norm. Additionally, we define  $C(\cdot, g, \mathcal{G})$  to denote the covering number of space  $\mathcal{G}$  endowed with semimetric  $g$ . We further define  $M_t = (m_{ijt})$ , where  $m_{ijt} = \mathbf{u}_j^\top \mathbf{e}_{it}$ ,  $t = 1 \dots T$ . For any  $\Xi^{(a)}, \Xi^{(b)} \in \mathcal{H}^{K^*}$ , define  $d(\Xi^{(a)}, \Xi^{(b)}) = \max_{t:t=1, \dots, T} \|M_t^{(a)} - M_t^{(b)}\|_F / \sqrt{NJ}$ . Let  $\boldsymbol{\rho}_{ij} = \boldsymbol{\rho}_{ij}(\mathbf{u}_j^*, \boldsymbol{\theta}_i^*)$ ,  $\rho_{ijt} = \rho_{ijt}(\mathbf{u}_j^{*\top} \mathbf{e}_{it}^*)$ ,

$w_{ij}(\mathbf{u}_j, \boldsymbol{\theta}_i) = \boldsymbol{\rho}_{ij} - \boldsymbol{\rho}_{ij}(\mathbf{u}_j, \boldsymbol{\theta}_i)$  and define

$$l_{NJ}^*(\boldsymbol{\Xi}) = \frac{1}{NJ} \sum_{i=1}^N \sum_{j=1}^J w_{ij}(\mathbf{u}_j, \boldsymbol{\theta}_i), \quad \bar{l}_{NJ}^*(\boldsymbol{\Xi}) = \frac{1}{NJ} \sum_{i=1}^N \sum_{j=1}^J E(w_{ij}(\mathbf{u}_j, \boldsymbol{\theta}_i)).$$

We further define

$$\mathbb{W}_{NJ}(\boldsymbol{\Xi}) = l_{NJ}^*(\boldsymbol{\Xi}) - \bar{l}_{NJ}^*(\boldsymbol{\Xi}) = \frac{1}{NJ} \sum_{i=1}^N \sum_{j=1}^J (w_{ij}(\mathbf{u}_j, \boldsymbol{\theta}_i) - E(w_{ij}(\mathbf{u}_j, \boldsymbol{\theta}_i))).$$

We prove the following three Lemmas. Theorem 5 then follows from the proof of Theorem 1 in Chen et al. (2021).

**Lemma 1.** *Under Assumptions 1,3, 4 and 8,  $d(\hat{\boldsymbol{\Xi}}, \boldsymbol{\Xi}^*) = o_p(1)$  as  $J, N \rightarrow \infty$ .*

Proof: Pick any  $\boldsymbol{\Xi}$  from the set  $\mathcal{H}^{K^*}$ . By taking  $m_{ijt} = \mathbf{u}_j^\top \mathbf{e}_{it}$  and expanding around  $m_{ijt}^* = \mathbf{u}_j^{*\top} \mathbf{e}_{it}^*$  for  $t = 1, \dots, T$ , we have

$$\begin{aligned} & E(\boldsymbol{\rho}_{ij} - \boldsymbol{\rho}_{ij}(\mathbf{u}_j, \boldsymbol{\theta}_i)) \\ &= E\left(\boldsymbol{\rho}_{ij} - \boldsymbol{\rho}_{ij} - \sum_{t=1}^T r_{it}(m_{ijt} - m_{ijt}^*) \rho'_{ijt}(m_{ijt}^*) - 0.5 \sum_{t=1}^T r_{it}(m_{ijt} - m_{ijt}^*)^2 \rho''_{ijt}(\tilde{m}_{ijt})\right) \\ &= E\left(-0.5 \sum_{t=1}^T r_{it}(m_{ijt} - m_{ijt}^*)^2 \rho''_{ijt}(\tilde{m}_{ijt})\right) \\ &= 0.5 \sum_{t=1}^T \left\{ (m_{ijt} - m_{ijt}^*)^2 b_j''(\tilde{m}_{ijt}) P(r_{it} = 1) \right\}, \end{aligned}$$

where  $\tilde{m}_{ijt}$  lies between  $m_{ijt}$  and  $m_{ijt}^*$ ,  $t = 1, \dots, T$ . Therefore, we have

$$\begin{aligned} E(\boldsymbol{\rho}_{ij} - \boldsymbol{\rho}_{ij}(\mathbf{u}_j, \boldsymbol{\theta}_i)) &\succeq (m_{ijt} - m_{ijt}^*)^2, t = 1, \dots, T \text{ and} \\ \bar{l}_{NJ}^*(\boldsymbol{\Xi}) &\succeq d^2(\boldsymbol{\Xi}, \boldsymbol{\Xi}^*). \end{aligned} \tag{S.2}$$

by Assumptions 2 and 4. Also, by the definition of  $\widehat{\Xi}$ , we have  $l_{NJ}^*(\widehat{\Xi}) = l_{NJ}(\Xi^*) - l_{NJ}(\widehat{\Xi}) \leq 0$ , or equivalently  $\mathbb{W}_{NJ}(\widehat{\Xi}) + \bar{l}_{NJ}^*(\widehat{\Xi}) \leq 0$ . Combining it with (S.2), we have

$$0 \leq d^2(\widehat{\Xi}, \Xi^*) \lesssim \bar{l}_{NJ}^*(\widehat{\Xi}) \leq \sup_{\Xi \in \mathcal{H}^{K^*}} |\mathbb{W}_{NJ}(\Xi)|.$$

So it remains to show that

$$\sup_{\Xi \in \mathcal{H}^{K^*}} |\mathbb{W}_{NJ}(\Xi)| = o_p(1). \quad (\text{S.3})$$

By Assumption 1, we can choose  $\delta_1 > 1$  large enough such that  $\|\mathbf{u}_j\|, \|\boldsymbol{\theta}_i\| \leq \delta_1$  for all  $i, j$ ,  $\mathbf{u}_j \in \mathcal{U}$  and  $\boldsymbol{\theta}_i \in \Theta$ . Let  $B_d(\delta_1)$  denote a Euclidean ball in  $\mathbb{R}^d$  with radius  $\delta_1$  for any positive integer  $d$ . For any  $\epsilon > 0$ , let  $\mathbf{u}_{(1)}, \dots, \mathbf{u}_{(q_P)}$  be a maximal set of points in  $B_P(\delta_1)$  such that  $\|\mathbf{u}_{(h)} - \mathbf{u}_{(k)}\| > \epsilon/\delta_1$  for any  $h \neq k$ . Here ‘‘maximal’’ signifies that no point can be added without violating the validity of the inequality. Similarly, let  $\boldsymbol{\theta}_{(1)}, \dots, \boldsymbol{\theta}_{(q_K)}$  be a maximal set of points in  $B_K(\delta_1)$  such that  $\|\boldsymbol{\theta}_{(h)} - \boldsymbol{\theta}_{(k)}\| > \epsilon/\delta_1$  for any  $h \neq k$ . It is well known that  $Q_P$  and  $Q_{K^*}$ , the packing numbers of  $B_P(\delta_1)$  and  $B_{K^*}(\delta_1)$ , respectively, are bounded by  $\delta_2(\delta_1/\epsilon)^P$ . For any  $\Xi \in \mathcal{H}^{K^*}$ , define  $\bar{\Xi} = (\bar{\mathbf{u}}_1^\top, \dots, \bar{\mathbf{u}}_J^\top, \bar{\boldsymbol{\theta}}_1^\top, \dots, \bar{\boldsymbol{\theta}}_N^\top)^\top$ , where  $\bar{\mathbf{u}}_j = \{\mathbf{u}_{(q_j)} : q_j = \min\{q : q \leq Q_P, \|\mathbf{u}_{(q)} - \mathbf{u}_j\| \leq \epsilon/\delta_1\}\}$  and  $\bar{\boldsymbol{\theta}}_i = \{\boldsymbol{\theta}_{(q_i)} : q_i = \min\{q : q \leq Q_{K^*}, \|\boldsymbol{\theta}_{(q)} - \boldsymbol{\theta}_i\| \leq \epsilon/\delta_1\}\}$ . This definition ensures that each  $\Xi \in \mathcal{H}^{K^*}$  is uniquely sent to a  $\bar{\Xi} \in \mathcal{H}^{K^*}$  comprised of the maximal sets of points defined previously. Thus, we can write

$$\mathbb{W}_{NJ}(\Xi) = \mathbb{W}_{NJ}(\bar{\Xi}) + \mathbb{W}_{NJ}(\Xi) - \mathbb{W}_{NJ}(\bar{\Xi}).$$

Define  $\bar{\mathbf{e}}_{it} = (\mathbf{D}_{it}^\top, \mathbf{x}_i^\top, \mathbf{z}_{it}^\top, \bar{\boldsymbol{\theta}}_i^\top)^\top$ . By Assumption 2, there exists  $\delta_0 > 0$  such that

$$\begin{aligned}
& |\boldsymbol{\rho}_{ij}(\mathbf{u}_j, \boldsymbol{\theta}_i) - \boldsymbol{\rho}_{ij}(\bar{\mathbf{u}}_j, \bar{\boldsymbol{\theta}}_i)| \\
& \leq \sum_{t=1}^T |\rho_{ijt}(\mathbf{u}_j^\top \mathbf{e}_{it}) - \rho_{ijt}(\bar{\mathbf{u}}_j^\top \bar{\mathbf{e}}_{it})| \\
& \leq \delta_0 \sum_{t=1}^T |\mathbf{u}_j^\top \mathbf{e}_{it} - \bar{\mathbf{u}}_j^\top \bar{\mathbf{e}}_{it}| \\
& \leq \delta_0 \sum_{t=1}^T (|\gamma_{jt} - \bar{\gamma}_{jt}| + |\boldsymbol{\beta}_j^\top \mathbf{x}_i - \bar{\boldsymbol{\beta}}_j^\top \mathbf{x}_i| + |\mathbf{v}_j^\top \mathbf{z}_{it} - \bar{\mathbf{v}}_j^\top \mathbf{z}_{it}| + |\mathbf{a}_j^\top \boldsymbol{\theta}_i - \bar{\mathbf{a}}_j^\top \bar{\boldsymbol{\theta}}_i|) \\
& \leq \delta_0 T (\|\boldsymbol{\gamma}_j - \bar{\boldsymbol{\gamma}}_j\| + \|\mathbf{a}_j\| \|\boldsymbol{\theta}_i - \bar{\boldsymbol{\theta}}_i\| + \|\bar{\boldsymbol{\theta}}_i\| \|\mathbf{a}_j - \bar{\mathbf{a}}_j\| + \|\mathbf{x}_i\| \|\boldsymbol{\beta}_j - \bar{\boldsymbol{\beta}}_j\| + \|\mathbf{z}_{it}\| \|\mathbf{v}_j - \bar{\mathbf{v}}_j\|) \\
& \leq 5\delta_0 T \epsilon.
\end{aligned}$$

Thus, we have

$$\sup_{\boldsymbol{\Xi} \in \mathcal{H}^{K^*}} \|\mathbb{W}_{NJ}(\boldsymbol{\Xi}) - \mathbb{W}_{NJ}(\bar{\boldsymbol{\Xi}})\| \leq 10\delta_0 T \epsilon. \quad (\text{S.4})$$

Also, note that

$$|w_{ij}(\bar{\mathbf{u}}_j, \bar{\boldsymbol{\theta}}_i)| = |\boldsymbol{\rho}_{ij} - \boldsymbol{\rho}_{ij}(\bar{\mathbf{u}}_j, \bar{\boldsymbol{\theta}}_i)| \leq \delta_0 \sum_{t=1}^T |\mathbf{u}_j^{*\top} \mathbf{e}_{it}^* - \bar{\mathbf{u}}_j^\top \bar{\mathbf{e}}_{it}|.$$

By Cauchy-Schwarz inequality,

$$\left( \sum_{t=1}^T |\mathbf{u}_j^{*\top} \mathbf{e}_{it}^* - \bar{\mathbf{u}}_j^\top \bar{\mathbf{e}}_{it}| \right)^2 \leq T \sum_{t=1}^T |\mathbf{u}_j^{*\top} \mathbf{e}_{it}^* - \bar{\mathbf{u}}_j^\top \bar{\mathbf{e}}_{it}|^2.$$

By Hoeffding's inequality, we have

$$P \left( \left| \sqrt{NJ} \mathbb{W}_{NJ}(\bar{\boldsymbol{\Xi}}) \right| > c \right) \leq 2 \exp \left( -\frac{2c^2}{\delta_0^2 T^3 \cdot d^2(\bar{\boldsymbol{\Xi}}, \boldsymbol{\Xi}^*)} \right),$$



and by Lemma 2.2.1 of Van Der Vaart et al. (1996), it follows that  $\|\mathbb{W}_{NJ}(\bar{\Xi})\|_{\Psi_2} \lesssim d(\bar{\Xi}, \Xi^*)/\sqrt{NJ}$ . Since  $\bar{\Xi}$  can take at most  $Q_P^J \times Q_{K^*}^N \lesssim (\delta_1/\epsilon)^{P(N+J)}$  different values, and  $d(\bar{\Xi}, \Xi^*) \lesssim \delta_1$ , it follows from Lemma 2.2.2 of Van Der Vaart et al. (1996) that

$$\begin{aligned} E \left( \sup_{\Xi \in \mathcal{H}^{K^*}} |\mathbb{W}_{NJ}(\bar{\Xi})| \right) &\leq \left\| \sup_{\Xi \in \mathcal{H}^{K^*}} |\mathbb{W}_{NJ}(\bar{\Xi})| \right\|_{\Psi_2} \\ &\lesssim \sqrt{\log(\delta_1/\epsilon)} \sqrt{P(N+J)}/\sqrt{NJ} \\ &\lesssim \sqrt{\log(\delta_1/\epsilon)} \min \left\{ \sqrt{N}, \sqrt{J} \right\}^{-1}. \end{aligned} \quad (\text{S.5})$$

Finally, by Markov's inequality and (S.4), for any  $c > 0$ ,

$$\begin{aligned} P \left( \sup_{\Xi \in \mathcal{H}^{K^*}} |\mathbb{W}_{NJ}(\Xi)| > c \right) &\leq P \left( \sup_{\Xi \in \mathcal{H}^{K^*}} |\mathbb{W}_{NJ}(\bar{\Xi})| > \frac{c}{2} \right) + P \left( \sup_{\Xi \in \mathcal{H}^{K^*}} |\mathbb{W}_{NJ}(\Xi) - \mathbb{W}_{NJ}(\bar{\Xi})| > \frac{c}{2} \right) \\ &\leq \frac{2}{c} E \left( \sup_{\Xi \in \mathcal{H}^{K^*}} |\mathbb{W}_{NJ}(\bar{\Xi})| \right) + P \left( 10\delta_0 T \epsilon > \frac{c}{2} \right). \end{aligned}$$

Thus, by choosing  $c = 30\delta_0 T \epsilon$ , (S.3) follows from (S.5) and the fact that  $\epsilon$  is arbitrary, which concludes the proof.

**Lemma 2.** Define  $\mathcal{H}^{K^*}(c) = \{\Xi \in \mathcal{H}^{K^*} : d(\Xi, \Xi^*) \leq c\}$ . Under Assumptions 1-5 and 8-9, for sufficiently small  $c > 0$  and sufficiently large  $N$  and  $J$ , for any  $\Xi \in \mathcal{H}^{K^*}(c)$ , it holds that

$$\|\Theta - \Theta^* S_A\|_F / \sqrt{N} + \|U_t - U_t^* S_U\|_F / \sqrt{J} \leq \delta_3 c, t = 1, \dots, T,$$

where  $S_A = \text{sgn}(A^\top A^*/J)$  and  $S_U$  is a  $(1+p+p_z+K^*) \times (1+p+p_z+K^*)$  diagonal matrix whose diagonal elements are 1, except for the last  $K^*$  diagonal elements which are equal to  $S_A$ .

Proof: We first prove that  $\|\mathbf{V} - \mathbf{V}^*\|_F / \sqrt{J} \lesssim d(\Xi, \Xi^*)$ . By Assumption 9, there exists  $t_1, t_2 \in \{1, \dots, T\}$  such that  $\pi_{\min} \left( (Z_{t_1} - Z_{t_2}, \mathbf{1}_N)^\top (Z_{t_1} - Z_{t_2}, \mathbf{1}_N) \right) / N \geq \kappa_4/2$  for suffi-

ciently large  $N$ . Without loss of generality, assume  $t_1 = 1$  and  $t_2 = 2$ . We have

$$\begin{aligned} & \frac{1}{\sqrt{NJ}} \left\| (Z_1 - Z_2) (\mathbf{V}^\top - \mathbf{V}^{*\top}) + \mathbf{1}_N \{(\gamma_1 - \gamma_1^*) - (\gamma_2 - \gamma_2^*)\}^\top \right\|_F \\ & \leq \frac{1}{\sqrt{NJ}} \sum_{t=1}^2 \left\| \theta A^\top - \theta^* A^{*\top} + X (B - B^*)^\top + Z_t (\mathbf{V}^\top - \mathbf{V}^{*\top}) + \mathbf{1}_N (\gamma_t - \gamma_t^*)^\top \right\|_F \leq 2d(\Xi, \Xi^*). \end{aligned}$$

Let  $Q = (\mathbf{V} - \mathbf{V}^*, (\gamma_1 - \gamma_1^*) - (\gamma_2 - \gamma_2^*))$ , we have

$$\begin{aligned} & \frac{1}{\sqrt{NJ}} \left\| (Z_1 - Z_2) (\mathbf{V}^\top - \mathbf{V}^{*\top}) + \mathbf{1}_N \{(\gamma_1 - \gamma_1^*) - (\gamma_2 - \gamma_2^*)\}^\top \right\|_F \\ & = \frac{1}{\sqrt{NJ}} \left\| (Z_1 - Z_2, \mathbf{1}_N) Q^\top \right\|_F \\ & = \frac{1}{\sqrt{NJ}} \left\| (Z_1 - Z_2, \mathbf{1}_N) Q^\top Q (Q^\top Q)^{-1/2} \right\|_F \\ & = \frac{1}{\sqrt{NJ}} \left\| (Z_1 - Z_2, \mathbf{1}_N) (Q^\top Q)^{1/2} \right\|_F \\ & = \frac{1}{\sqrt{NJ}} \sqrt{\text{tr} \left( (Z_1 - Z_2, \mathbf{1}_N) (Q^\top Q)^{1/2} (Q^\top Q)^{1/2} (Z_1 - Z_2, \mathbf{1}_N)^\top \right)} \\ & \geq \frac{1}{\sqrt{J}} \sqrt{\frac{\pi_{\min} \left( (Z_1 - Z_2, \mathbf{1}_N)^\top (Z_1 - Z_2, \mathbf{1}_N) \right)}{N}} \sqrt{\text{tr}(Q^\top Q)} \\ & = \frac{1}{\sqrt{J}} \sqrt{\frac{\pi_{\min} \left( (Z_1 - Z_2, \mathbf{1}_N)^\top (Z_1 - Z_2, \mathbf{1}_N) \right)}{N}} \|Q\|_F \end{aligned}$$

Therefore, we have

$$\frac{1}{\sqrt{J}} \|Q\|_F = \frac{1}{\sqrt{J}} \|\mathbf{V} - \mathbf{V}^*\|_F + \frac{1}{\sqrt{J}} \|(\gamma_1 - \gamma_1^*) - (\gamma_2 - \gamma_2^*)\|_F \lesssim d(\Xi, \Xi^*). \quad (\text{S.6})$$

By triangle inequality, we have

$$\begin{aligned}
\frac{1}{\sqrt{NJ}} \left\| \Theta A^\top + XB^\top + Z_t \mathbf{V}^\top + \mathbf{1}_N \gamma_t^\top - \Theta^* A^{*\top} - XB^{*\top} - Z_t \mathbf{V}^{*\top} - \mathbf{1}_N \gamma_t^{*\top} \right\|_F &\leq d(\Xi, \Xi^*), \\
\frac{1}{\sqrt{NJ}} \left\| \Theta A^\top + XB^\top + \mathbf{1}_N \gamma_t^\top - \Theta^* A^{*\top} - XB^{*\top} - \mathbf{1}_N \gamma_t^{*\top} \right\|_F &\leq d(\Xi, \Xi^*) + \frac{1}{\sqrt{NJ}} \left\| Z_t (\mathbf{V} - \mathbf{V}^*)^\top \right\|_F.
\end{aligned} \tag{S.7}$$

Let  $\pi_{\max}(\cdot)$  refers to the largest eigenvalue of a matrix. Since  $\mathcal{Z}$  is bounded, we have

$$\begin{aligned}
\frac{1}{\sqrt{NJ}} \left\| Z_t (\mathbf{V} - \mathbf{V}^*)^\top \right\|_F &= \frac{1}{\sqrt{NJ}} \sqrt{\text{tr}(Z_t (\mathbf{V} - \mathbf{V}^*)^\top (\mathbf{V} - \mathbf{V}^*) Z_t^\top)} \\
&\leq \frac{1}{\sqrt{J}} \sqrt{\text{tr}(Z_t^\top Z_t / N \cdot (\mathbf{V} - \mathbf{V}^*)^\top (\mathbf{V} - \mathbf{V}^*))} \\
&\leq \frac{1}{\sqrt{J}} \pi_{\max} \left( \sqrt{\text{tr}(Z_t^\top Z_t / N)} \right) \left\| (\mathbf{V} - \mathbf{V}^*)^\top \right\|_F \\
&\lesssim d(\Xi, \Xi^*).
\end{aligned} \tag{S.8}$$

Thus by (S.7) and (S.8), we have

$$\frac{1}{\sqrt{NJ}} \left\| \Theta A^\top + XB^\top + \mathbf{1}_N \gamma_t^\top - \Theta^* A^{*\top} - XB^{*\top} - \mathbf{1}_N \gamma_t^{*\top} \right\|_F \lesssim d(\Xi, \Xi^*).$$

Define  $H_1 = \Theta A^\top - \Theta^* A^{*\top}$  and  $H_2 = X(B - B^*)^\top + \mathbf{1}_N(\gamma_t - \gamma_t^*)^\top$ ,

$$\begin{aligned}
&\left\| \Theta A^\top + X \mathbf{V}^\top + \mathbf{1}_N \gamma_t^\top - \Theta^* A^{*\top} - X \mathbf{V}^{*\top} - \mathbf{1}_N \gamma_t^{*\top} \right\|_F^2 \\
&= \|H_1\|_F^2 + \|H_2\|_F^2 + \text{tr}(H_1^\top H_2) \\
&= \|H_1\|_F^2 + \|H_2\|_F^2
\end{aligned}$$

because  $\Theta^{*\top}(\mathbf{1}_N, X) = \Theta^\top(\mathbf{1}_N, X) = \theta_{K^* \times (1+p)}$ . Therefore, we have

$$\frac{1}{\sqrt{NJ}} \left\| \Theta A^\top - \Theta^* A^{*\top} \right\|_F \lesssim d(\Xi, \Xi^*) \quad (\text{S.9})$$

$$\text{and } \frac{1}{\sqrt{NJ}} \left\| X(B - B^*)^\top + \mathbf{1}_N(\gamma_t - \gamma_t^*)^\top \right\|_F \lesssim d(\Xi, \Xi^*). \quad (\text{S.10})$$

From (S.9) and the arguments in Lemma 2 of Chen et al. (2021), we can prove that

$$\|\Theta - \Theta^* S_A\|_F / \sqrt{N} + \|A - A^* S_A\|_F / \sqrt{J} \lesssim d(\Xi, \Xi^*). \quad (\text{S.11})$$

Finally, from (S.10),

$$\frac{1}{\sqrt{N}} \left\| X(B - B^*)^\top + \mathbf{1}_N(\gamma_t - \gamma_t^*)^\top \right\|_F \geq \sqrt{\frac{\pi_{\min}(X, \mathbf{1}_N)^\top (X, \mathbf{1}_N)}{N}} \|(B, \gamma_t) - (B^*, \gamma_t^*)\|_F.$$

Hence

$$\|(B, \gamma_t) - (B^*, \gamma_t^*)\|_F / \sqrt{J} \lesssim d(\Xi, \Xi^*) \quad (\text{S.12})$$

for sufficiently large  $N$  and  $J$  by Assumption 5. The proof of Lemma 2 is thus complete by (S.6), (S.11) and (S.12).

**Lemma 3.** *Under Assumptions 1-5 and 8-9, for sufficiently small  $c$  and sufficiently large  $N$  and  $J$ , it holds that*

$$E \left( \sup_{\Xi \in \mathcal{H}^{K^*}(c)} |\mathbb{W}_{NJ}(\Xi)| \right) \lesssim \frac{c}{\min \{ \sqrt{N}, \sqrt{J} \}}.$$

Proof: In the proof of Lemma 1 we have shown that, for  $\Xi^{(a)}, \Xi^{(b)} \in \mathcal{H}^{K^*}$ ,

$$\left\| \sqrt{NJ} |\mathbb{W}_{NJ}(\Xi^{(a)}) - \mathbb{W}_{NJ}(\Xi^{(b)})| \right\|_{\Psi_2} \lesssim d(\Xi^{(a)}, \Xi^{(b)}).$$

Since the process  $\mathbb{W}_{NJ}(\Xi)$  is separable, it follows from Theorem 2.2.4 of Van Der Vaart et al. (1996) that

$$\sqrt{NJE} \left( \sup_{\Xi \in \mathcal{H}^{K^*}(c)} |\mathbb{W}_{NJ}(\Xi)| \right) \lesssim \sqrt{NJ} \left\| \sup_{\Xi \in \mathcal{H}^{K^*}(c)} |\mathbb{W}_{NJ}(\Xi)| \right\|_{\Psi_2} \lesssim \int_0^c \sqrt{\log D(\epsilon, d, \mathcal{H}^{K^*}(c))} d\epsilon.$$

Thus, it remains to be shown that

$$\int_0^c \sqrt{\log D(\epsilon, d, \mathcal{H}^{K^*}(c))} d\epsilon = O(\sqrt{N + Jc}). \quad (\text{S.13})$$

To prove (S.13), first note that Lemma 2 implies that

$$\mathcal{H}^{K^*}(c) \subset \bigcup_{E \in \mathcal{S}} \mathcal{H}^{K^*}(c; E),$$

where

$$\mathcal{S} = \left\{ E \in \mathbb{R}^{(1+p+p_z+K^*) \times (1+p+p_z+K^*)} : E = \text{diag}(1, \dots, 1, u_{(2+p+p_z)}, \dots, u_{(1+p+p_z+K^*)}), u_k \in \{-1, 1\} \right. \\ \left. \text{for } k = 2 + p + p_z, \dots, 1 + p + p_z + K^* \right\}$$

is the set of diagonal matrices  $E$  that has ones on the diagonal in all positions except for

the  $(2 + p + p_z)$ th to  $(1 + p + p_z + K^*)$ th positions, which can take either  $+1$  or  $-1$ , and

$$\mathcal{H}^{K^*}(c; E) = \left\{ \Xi \in \mathcal{H}^{K^*} : \left\| \Theta - \Theta^* E_{[(2+p+p_z):(1+p+p_z+K^*)], (2+p+p_z):(1+p+p_z+K^*)} \right\|_F / \sqrt{N} \right. \\ \left. + \max_{t=1, \dots, T} \|U_t - U_t^* E\|_F / \sqrt{J} \leq \delta_3 c \right\}.$$

Since there are  $2^{K^*}$  elements in  $\mathcal{S}$  and  $K^*$  is fixed, it suffices to show that

$$\int_0^c \sqrt{\log D(\epsilon, d, \mathcal{H}^{K^*}(c; E))} d\epsilon = O\left(\sqrt{N + Jc}\right)$$

for each  $E \in \mathcal{S}$ . Without loss of generality, we focus on the case  $E = I_{1+K^*+p+p_z}$ .

Second, for any  $\Xi^{(a)}, \Xi^{(b)} \in \mathcal{H}^{K^*}$ ,

$$\begin{aligned} d(\Xi^{(a)}, \Xi^{(b)}) &= \frac{1}{\sqrt{NJ}} \max_{t=1, \dots, T} \left\| (\mathbf{1}_N, X, Z_t, \Theta^{(a)}) U_t^{(a)\top} - (\mathbf{1}_N, X, Z_t, \Theta^{(b)}) U_t^{(b)\top} \right\|_F \\ &\leq \frac{1}{\sqrt{NJ}} \max_{t=1, \dots, T} \left\| (\mathbf{1}_N, X, Z_t, \Theta^{(a)}) U_t^{(a)\top} - (\mathbf{1}_N, X, Z_t, \Theta^{(b)}) U_t^{(a)\top} \right\|_F \\ &\quad + \frac{1}{\sqrt{NJ}} \max_{t=1, \dots, T} \left\| (\mathbf{1}_N, X, Z_t, \Theta^{(b)}) U_t^{(a)\top} - (\mathbf{1}_N, X, Z_t, \Theta^{(b)}) U_t^{(b)\top} \right\|_F \\ &\leq \frac{1}{\sqrt{NJ}} \left\| (\Theta^{(a)} - \Theta^{(b)}) A^{(a)\top} \right\|_F + \frac{\|(\mathbf{1}_N, X, Z_t, \Theta^{(b)})\|_F}{\sqrt{N}} \cdot \max_{t=1, \dots, T} \frac{\|U_t^{(a)} - U_t^{(b)}\|_F}{\sqrt{J}} \\ &\leq \delta_4 \left( \frac{\|\Theta^{(a)} - \Theta^{(b)}\|_F}{\sqrt{N}} + \max_{t=1, \dots, T} \frac{\|U_t^{(a)} - U_t^{(b)}\|_F}{\sqrt{J}} \right) \\ &\leq \delta_4 \left( \frac{\|\Theta^{(a)} - \Theta^{(b)}\|_F}{\sqrt{N}} + \frac{\|(\Gamma^{(a)}, B^{(a)}, \mathbf{V}^{(a)}, A^{(a)}) - (\Gamma^{(b)}, B^{(b)}, \mathbf{V}^{(b)}, A^{(b)})\|_F}{\sqrt{J}} \right). \end{aligned}$$

Now define

$$d^*(\Xi^{(a)}, \Xi^{(b)}) = 2\delta_4 \sqrt{\frac{\|\Theta^{(a)} - \Theta^{(b)}\|_F^2}{N} + \frac{\|(\Gamma^{(a)}, B^{(a)}, \mathbf{V}^{(a)}, A^{(a)}) - (\Gamma^{(b)}, B^{(b)}, \mathbf{V}^{(b)}, A^{(b)})\|_F^2}{J}}.$$

It follows from  $\sqrt{x} + \sqrt{y} \leq 2\sqrt{x+y}$  that  $d(\Xi^{(a)}, \Xi^{(b)}) \leq d^*(\Xi^{(a)}, \Xi^{(b)})$ . Moreover, for any  $\Xi \in \mathcal{H}^{K^*}(c; I_{1+p+p_z+K^*})$ , we have

$$\left( \frac{\|\Theta - \Theta^*\|_F}{\sqrt{N}} + \frac{\|(\Gamma, A, B, \mathbf{V}) - (\Gamma^*, A^*, B^*, \mathbf{V}^*)\|_F}{\sqrt{J}} \right) \leq T\delta_3 c.$$

Thus it follows from  $\sqrt{x+y} \leq \sqrt{x} + \sqrt{y}$  that

$$\mathcal{H}^{K^*}(c; I_{1+K^*+p+p_z}) \subset \mathcal{H}^{K^*}(c) = \{\Xi \in \mathcal{H}^{K^*} : d^*(\Xi, \Xi^*) \leq \delta_5 c\}$$

where  $\delta_5 = 2T\delta_3\delta_4$ . The remainder of the proof follows from the argument presented in lemma 3 of Chen et al. (2021).

## D.2 Proof of Theorem 6

For the proof of this theorem, without loss of generality, we assume that  $\widehat{S}_A = I_{K^*}$  to simplify the notation. Define

$$l_{j,N}^*(\mathbf{u}_j, \Theta) = \frac{1}{N} \sum_{i=1}^N (\boldsymbol{\rho}_{ij}(\mathbf{u}_j^*, \boldsymbol{\theta}_i^*) - \boldsymbol{\rho}_{ij}(\mathbf{u}_j, \boldsymbol{\theta}_i)), \quad \bar{l}_{j,N}^*(\mathbf{u}_j, \Theta) = \frac{1}{N} \sum_{i=1}^N E(\boldsymbol{\rho}_{ij}(\mathbf{u}_j^*, \boldsymbol{\theta}_i^*) - \boldsymbol{\rho}_{ij}(\mathbf{u}_j, \boldsymbol{\theta}_i)),$$

$$\check{\varrho}_{ijt}(\cdot) = \varrho_{ijt}(\cdot) - E(\varrho_{ijt}(\cdot)), \quad \check{\varrho}_{ijt} = \check{\varrho}_{ijt}(\mathbf{u}_j^{*\top} \mathbf{e}_{it}^*).$$

We first prove the following Lemmas:

**Lemma 4.** *Under Assumptions 1-5 and 8-9, we have*

$$\|\widehat{\mathbf{u}}_j - \mathbf{u}_j^*\|_F = o_P(1) \text{ for each } j.$$

Proof: Note that  $\hat{\mathbf{u}}_j = \arg \min_{\mathbf{u}_j \in \mathcal{U}} l_{j,N}^*(\mathbf{u}_j, \hat{\Theta})$ . First, we show that

$$\sup_{\mathbf{u}_j \in \mathcal{U}} \left| l_{j,N}^*(\mathbf{u}_j, \hat{\Theta}) - \bar{l}_{j,N}^*(\mathbf{u}_j, \Theta^*) \right| = o_P(1). \quad (\text{S.14})$$

Note that

$$\sup_{\mathbf{u}_j \in \mathcal{U}} \left| l_{j,N}^*(\mathbf{u}_j, \hat{\Theta}) - \bar{l}_{j,N}^*(\mathbf{u}_j, \Theta^*) \right| \leq \sup_{\mathbf{u}_j \in \mathcal{U}} \left| l_{j,N}^*(\mathbf{u}_j, \hat{\Theta}) - l_{j,N}^*(\mathbf{u}_j, \Theta^*) \right| + \sup_{\mathbf{u}_j \in \mathcal{U}} \left| l_{j,N}^*(\mathbf{u}_j, \Theta^*) - \bar{l}_{j,N}^*(\mathbf{u}_j, \Theta^*) \right|.$$

It is easy to show that

$$\begin{aligned} \sup_{\mathbf{u}_j \in \mathcal{U}} \left| l_{j,N}^*(\mathbf{u}_j, \hat{\Theta}) - l_{j,N}^*(\mathbf{u}_j, \Theta^*) \right| &\lesssim \sup_{\mathbf{u}_j \in \mathcal{U}} \|\mathbf{a}_j\| \cdot \frac{1}{N} \sum_{i=1}^N \left\| \hat{\boldsymbol{\theta}}_i - \boldsymbol{\theta}_i^* \right\| \\ &\lesssim \left\| \hat{\Theta} - \Theta^* \right\|_F / \sqrt{N} = O_P \left( \min\{\sqrt{N}, \sqrt{J}\}^{-1} \right), \end{aligned}$$

$$\sup_{\mathbf{u}_j \in \mathcal{U}} \left| l_{j,N}^*(\mathbf{u}_j, \Theta^*) - \bar{l}_{j,N}^*(\mathbf{u}_j, \Theta^*) \right| = o_P(1),$$

thus showing that (S.14) holds.

Second, we can show that for any  $\epsilon > 0$ , and  $B_j(\epsilon) = \{\mathbf{u}_j \in \mathcal{U} : \|\mathbf{u}_j - \mathbf{u}_j^*\| \leq \epsilon\}$ ,

$$\inf_{\mathbf{u}_j \in B_j^C(\epsilon)} \bar{l}_{j,N}^*(\mathbf{u}_j, \Theta^*) > \bar{l}_{j,N}^*(\mathbf{u}_j^*, \Theta^*) = 0, \quad (\text{S.15})$$

where  $B_j^C(\epsilon)$  denotes the complement of  $B_j(\epsilon)$ . It follows from standard argument by noting that  $\bar{l}_{j,N}^*(\mathbf{u}_j, \Theta^*)$  is convex and differentiable, holding  $\Theta^*$  fixed, for example, the proof of Proposition 3.1 of Galvao and Kato (2016b).

Finally, given (S.14) and (S.15), the proof is complete by standard consistency proof of M-estimator (see Theorem 2.1 of Newey and McFadden (1994).)



**Lemma 5.** *Under Assumptions 1-9, we have*

$$\|\widehat{\mathbf{u}}_j - \mathbf{u}_j^*\| = O_p(N^{-1/2}) \text{ for each } j.$$

Proof: For any fixed  $\mathbf{u}_j \in \mathcal{U}$  and  $\boldsymbol{\theta}_i \in \boldsymbol{\Theta}$ , expanding  $\rho'_{ijt}(\mathbf{u}_j^\top \mathbf{e}_{it})\mathbf{e}_{it}$  gives

$$\begin{aligned} & \rho'_{ijt}(\mathbf{u}_j^\top \mathbf{e}_{it})\mathbf{e}_{it} \\ &= \rho'_{ijt}(\mathbf{u}_j^{*\top} \mathbf{e}_{it})\mathbf{e}_{it} + \rho''_{ijt}(\mathbf{u}_j^{*\top} \mathbf{e}_{it})\mathbf{e}_{it} \{\mathbf{e}_{it}^\top (\mathbf{u}_j - \mathbf{u}_j^*)\} + 0.5\rho'''_{ijt}(\tilde{\mathbf{u}}_j^\top \mathbf{e}_{it})\mathbf{e}_{it} \{\mathbf{e}_{it}^\top (\mathbf{u}_j - \mathbf{u}_j^*)\}^2 \\ &= \left\{ \rho'_{ijt} + \rho''_{ijt}(\mathbf{u}_j^{*\top} \tilde{\mathbf{e}}_{it})\mathbf{u}_j^{*\top} (\mathbf{e}_{it} - \mathbf{e}_{it}^*) \right\} \mathbf{e}_{it} \\ & \quad + \left\{ \rho''_{ijt} + \rho'''_{ijt}(\mathbf{u}_j^{*\top} \tilde{\mathbf{e}}_{it})\mathbf{u}_j^{*\top} (\mathbf{e}_{it} - \mathbf{e}_{it}^*) \right\} \mathbf{e}_{it} \{\mathbf{e}_{it}^\top (\mathbf{u}_j - \mathbf{u}_j^*)\} \\ & \quad + 0.5\rho'''_{ijt}(\tilde{\mathbf{u}}_j^\top \mathbf{e}_{it})\mathbf{e}_{it} \{\mathbf{e}_{it}^\top (\mathbf{u}_j - \mathbf{u}_j^*)\}^2 \\ &= \rho'_{ijt}\mathbf{e}_{it}^* + \rho'_{ijt}(\mathbf{e}_{it} - \mathbf{e}_{it}^*) + \rho''_{ijt}(\mathbf{u}_j^{*\top} \tilde{\mathbf{e}}_{it})\mathbf{e}_{it}\mathbf{u}_j^{*\top} (\mathbf{e}_{it} - \mathbf{e}_{it}^*) + \rho''_{ijt}\mathbf{e}_{it} \{\mathbf{e}_{it}^\top (\mathbf{u}_j - \mathbf{u}_j^*)\} \\ & \quad + \rho'''_{ijt}(\mathbf{u}_j^{*\top} \tilde{\mathbf{e}}_{it})\mathbf{e}_{it}\mathbf{u}_j^{*\top} (\mathbf{e}_{it} - \mathbf{e}_{it}^*) \{\mathbf{e}_{it}^\top (\mathbf{u}_j - \mathbf{u}_j^*)\} + 0.5\rho'''_{ijt}(\tilde{\mathbf{u}}_j^\top \mathbf{e}_{it})\mathbf{e}_{it} \{\mathbf{e}_{it}^\top (\mathbf{u}_j - \mathbf{u}_j^*)\}^2, \end{aligned}$$

where  $\tilde{\mathbf{u}}_j$  lies between  $\mathbf{u}_j$  and  $\mathbf{u}_j^*$  and  $\tilde{\mathbf{e}}_{it}$  lies between  $\mathbf{e}_{it}$  and  $\mathbf{e}_{it}^*$ . Taking expectations on

both sides of the above equation, and setting  $\mathbf{u}_j = \widehat{\mathbf{u}}_j$ ,  $\mathbf{e}_i = \widehat{\mathbf{e}}_i$ , it follows that

$$\begin{aligned} & \frac{1}{N} \sum_{i=1}^N E \left( \sum_{t=1}^T r_{it} \rho'_{ijt}(\widehat{\mathbf{u}}_j^\top \widehat{\mathbf{e}}_{it})\widehat{\mathbf{e}}_{it} \right) \\ &= \frac{1}{N} \sum_{i=1}^N \sum_{t=1}^T E \left( \rho'_{ijt}(\widehat{\mathbf{u}}_j^\top \widehat{\mathbf{e}}_{it}) \right) \widehat{\mathbf{e}}_{it} \\ &= \frac{1}{N} \sum_{i=1}^N \sum_{t=1}^T E \left( \rho'_{ijt} \right) \mathbf{e}_{it}^* + \frac{1}{N} \sum_{i=1}^N \sum_{t=1}^T \left( E \left( \rho''_{ijt} \right) \widehat{\mathbf{e}}_{it} \widehat{\mathbf{e}}_{it}^\top \right) (\widehat{\mathbf{u}}_j - \mathbf{u}_j^*) \\ & \quad + O_P \left( N^{-1/2} \left\| \widehat{\boldsymbol{\theta}} - \boldsymbol{\theta}^* \right\|_F \right) + O_P \left( \|\widehat{\mathbf{u}}_j - \mathbf{u}_j^*\| \right) \cdot O_P \left( N^{-1/2} \left\| \widehat{\boldsymbol{\theta}} - \boldsymbol{\theta}^* \right\|_F \right) + O_P \left( \|\widehat{\mathbf{u}}_j - \mathbf{u}_j^*\|^2 \right). \end{aligned}$$

Note that we have  $N^{-1} \sum_{i=1}^N \sum_{t=1}^T E(\varrho'_{ijt}) \mathbf{e}_{it}^* = 0$ . Also, by Theorem 5,

$$\begin{aligned} \frac{1}{N} \sum_{i=1}^N \sum_{t=1}^T E(\varrho''_{ijt}) \widehat{\mathbf{e}}_{it} \widehat{\mathbf{e}}_{it}^\top &= \frac{1}{N} \sum_{i=1}^N \sum_{t=1}^T E(\varrho''_{ijt}) \mathbf{e}_{it}^* \mathbf{e}_{it}^{*\top} + \frac{1}{N} \sum_{i=1}^N \sum_{t=1}^T E(\varrho''_{ijt}) (\widehat{\mathbf{e}}_{it} \widehat{\mathbf{e}}_{it}^\top - \mathbf{e}_{it}^* \mathbf{e}_{it}^{*\top}) \\ &= \Phi_j + o_p(1). \end{aligned}$$

Then, by Theorem 5 and Lemma 4, we have

$$\Phi_j(\widehat{\mathbf{u}}_j - \mathbf{u}_j^*) + o_p(\|\widehat{\mathbf{u}}_j - \mathbf{u}_j^*\|) = O_P\left(\min\{\sqrt{N}, \sqrt{J}\}^{-1}\right) + \frac{1}{N} \sum_{i=1}^N \sum_{t=1}^T E(\varrho'_{ijt}(\widehat{\mathbf{u}}_j^\top \widehat{\mathbf{e}}_{it})) \widehat{\mathbf{e}}_{it}. \quad (\text{S.16})$$

Note that we can write

$$\begin{aligned} &\frac{1}{N} \sum_{i=1}^N \sum_{t=1}^T E(\varrho'_{ijt}(\widehat{\mathbf{u}}_j^\top \widehat{\mathbf{e}}_{it})) \widehat{\mathbf{e}}_{it} \\ &= -\frac{1}{N} \sum_{i=1}^N \sum_{t=1}^T \check{\varrho}'_{ijt} \mathbf{e}_{it}^* - \frac{1}{N} \sum_{i=1}^N \sum_{t=1}^T (\check{\varrho}'_{ijt}(\widehat{\mathbf{u}}_j^\top \widehat{\mathbf{e}}_{it}) \widehat{\mathbf{e}}_{it} - \check{\varrho}'_{ijt} \mathbf{e}_{it}^*) \\ &= -\frac{1}{N} \sum_{i=1}^N \sum_{t=1}^T \check{\varrho}'_{ijt} \mathbf{e}_{it}^* - \frac{1}{N} \sum_{i=1}^N \sum_{t=1}^T (\check{\varrho}'_{ijt}(\widehat{\mathbf{u}}_j^\top \widehat{\mathbf{e}}_{it}) \widehat{\mathbf{e}}_{it} - \check{\varrho}'_{ijt}(\widehat{\mathbf{u}}_j^\top \mathbf{e}_{it}^*) \mathbf{e}_{it}^*) \\ &\quad - \frac{1}{N} \sum_{i=1}^N \sum_{t=1}^T (\check{\varrho}'_{ijt}(\widehat{\mathbf{u}}_j^\top \mathbf{e}_{it}^*) - \check{\varrho}'_{ijt}) \mathbf{e}_{it}^*. \end{aligned}$$

The first term of the RHS of the above equation is clearly  $O_P(N^{-1/2})$  by central limit theorem. For the second term on the RHS of the equation, we have

$$\begin{aligned} &\frac{1}{N} \sum_{i=1}^N \sum_{t=1}^T (\check{\varrho}'_{ijt}(\widehat{\mathbf{u}}_j^\top \widehat{\mathbf{e}}_{it}) \widehat{\mathbf{e}}_{it} - \check{\varrho}'_{ijt}(\widehat{\mathbf{u}}_j^\top \mathbf{e}_{it}^*) \mathbf{e}_{it}^*) \\ &= \frac{1}{N} \sum_{i=1}^N \sum_{t=1}^T \check{\varrho}'_{ijt}(\widehat{\mathbf{u}}_j^\top \mathbf{e}_{it}^*) (\widehat{\mathbf{e}}_{it} - \mathbf{e}_{it}^*) + \frac{1}{N} \sum_{i=1}^N \sum_{t=1}^T \check{\varrho}''_{ijt}(\widehat{\mathbf{u}}_j^\top \widetilde{\mathbf{e}}_{it}) \widehat{\mathbf{e}}_{it} \widehat{\mathbf{u}}_j^\top (\widehat{\mathbf{e}}_{it} - \mathbf{e}_{it}^*), \quad (\text{S.17}) \end{aligned}$$

where  $\tilde{\mathbf{e}}_{it}$  lies between  $\hat{\mathbf{e}}_{it}$  and  $\mathbf{e}_{it}^*$ . The first term of the RHS of (S.17) is  $O_P\left(1/\min\{\sqrt{N}, \sqrt{J}\}\right)$  due to the boundedness of  $\check{\varrho}'_{ijt}$ , and by Theorem 5,  $N^{-1}\sum_{i=1}^N\|\hat{\mathbf{e}}_{it}-\mathbf{e}_{it}^*\| = O_P\left(1/\min\{\sqrt{N}, \sqrt{J}\}\right)$ . Similarly, the second term on the RHS of (S.17) is also  $O_P\left(1/\min\{\sqrt{N}, \sqrt{J}\}\right)$ . Finally, we can show that

$$\begin{aligned} & \frac{1}{N}\sum_{i=1}^N\sum_{t=1}^T\left(\check{\varrho}'_{ijt}(\hat{\mathbf{u}}_j^\top\mathbf{e}_{it}^*)-\check{\varrho}'_{ijt}\right)\mathbf{e}_{it}^* \\ &= \frac{1}{N}\sum_{i=1}^N\sum_{t=1}^T\left\{\check{\varrho}'_{ijt}+\check{\varrho}''_{ijt}(\tilde{\mathbf{u}}_j^\top\mathbf{e}_{it}^*)\mathbf{e}_{it}^{*\top}(\hat{\mathbf{u}}_j-\mathbf{u}_j^*)-\check{\varrho}'_{ijt}\right\}\mathbf{e}_{it}^* \\ &= \frac{1}{N}\sum_{i=1}^N\sum_{t=1}^T\left\{\check{\varrho}''_{ijt}(\tilde{\mathbf{u}}_j^\top\mathbf{e}_{it}^*)\mathbf{e}_{it}^{*\top}(\hat{\mathbf{u}}_j-\mathbf{u}_j^*)\right\}\mathbf{e}_{it}^* \\ &= O_P(1/\sqrt{N})\cdot o_p(\|\hat{\mathbf{u}}_j-\mathbf{u}_j^*\|) \end{aligned}$$

by central limit theorem, where  $\tilde{\mathbf{u}}_j$  lies between  $\hat{\mathbf{u}}_j$  and  $\mathbf{u}_j^*$ . Combining the above results yields

$$\frac{1}{N}\sum_{i=1}^N\sum_{t=1}^TE\left(\check{\varrho}'_{ijt}(\hat{\mathbf{u}}_j^\top\hat{\mathbf{e}}_{it})\right)\hat{\mathbf{e}}_{it} = O_P\left(1/\min\{\sqrt{N}, \sqrt{J}\}\right) + o_p(\|\hat{\mathbf{u}}_j-\mathbf{u}_j^*\|). \quad (\text{S.18})$$

Thus the desired result follows from (S.16), (S.18) and Assumption 6. To derive the asymptotic distribution of  $\hat{\mathbf{u}}_j$ , it is essential to obtain the stochastic expansion of  $\hat{\boldsymbol{\theta}}_j$ . Define

$$\begin{aligned} \Phi_{N,j} &= \frac{1}{N}\sum_{i=1}^N\sum_{t=1}^TE\left(\check{\varrho}''_{ijt}\right)\mathbf{e}_{it}^*\mathbf{e}_{it}^{*\top}, \quad \Psi_{J,i} = \frac{1}{J}\sum_{j=1}^J\sum_{t=1}^TE\left(\check{\varrho}''_{ijt}\right)\mathbf{a}_j^*\mathbf{a}_j^{*\top}, \\ \mathbb{P}_{NJ}(\Xi) &= 2\delta\left\{\frac{1}{2J}\sum_{l=1}^{K^*}\sum_{q>l}^{K^*}\left(\sum_{j=1}^J a_{jl}a_{jq}\right)^2 + \frac{1}{2N}\sum_{l=1}^{K^*}\sum_{q>l}^{K^*}\left(\sum_{i=1}^N\theta_{il}\theta_{iq}\right)^2 + \frac{1}{8J}\sum_{k=1}^{K^*}\left(\sum_{j=1}^J\mathbf{a}_{jk}^2 - J\right)^2\right. \\ &\quad \left. + \frac{1}{2N}\sum_{l=1}^{K^*}\left(\sum_{i=1}^N\theta_{il}\right)^2 + \frac{1}{2N}\sum_{k=1}^{K^*}\sum_{l=1}^p\left(\sum_{i=1}^N\theta_{ik}x_{il}\right)\right\} \end{aligned}$$

for some  $\delta > 0$ . We further define

$$S^*(\Xi) = \left( \underbrace{\dots, \frac{1}{\sqrt{NJ}} \sum_{i=1}^N \sum_{t=1}^T E \left( \varrho'_{ijt}(\mathbf{u}_j^\top \mathbf{e}_{it}) \right) \mathbf{e}_{it}^\top, \dots}_{1 \times JP}, \underbrace{\dots, \frac{1}{\sqrt{NJ}} \sum_{j=1}^J \sum_{t=1}^T E \left( \varrho'_{ijt}(\mathbf{u}_j^\top \mathbf{e}_{it}) \right) \mathbf{a}_j^\top, \dots}_{1 \times NK^*} \right)^\top,$$

$$S(\Xi) = S^*(\Xi) + \partial \mathbb{P}_{NJ}(\Xi) / \partial \Xi, \quad \mathbb{H}(\Xi) = \partial S^*(\Xi) / \partial \Xi^\top + \partial \mathbb{P}_{NJ}(\Xi) / \partial \Xi \partial \Xi^\top$$

and let  $\mathbb{H} = \mathbb{H}(\Xi^*)$ . Expanding  $S(\widehat{\Xi})$  around  $S(\Xi^*)$  gives

$$S(\widehat{\Xi}) = S(\Xi^*) + \mathbb{H} \cdot (\widehat{\Xi} - \Xi^*) + 0.5 \mathcal{R}(\widehat{\Xi}), \quad (\text{S.19})$$

where

$$\mathcal{R}(\widehat{\Xi}) = \left\{ \sum_{m=1}^{JP+NK^*} \partial \mathbb{H}(\widetilde{\Xi}) / \partial \Xi_m \cdot (\widehat{\Xi}_m - \Xi_m^*) \right\} (\widehat{\Xi} - \Xi^*),$$

$\widetilde{\Xi}$  lies between  $\widehat{\Xi}$  and  $\Xi^*$ . Further, define

$$\mathbb{H}_d = \begin{pmatrix} \mathbb{H}_d^{\mathcal{U}} & 0 \\ 0 & \mathbb{H}_d^{\mathcal{O}} \end{pmatrix}, \quad \mathbb{H}_d^{\mathcal{U}} = \frac{\sqrt{N}}{\sqrt{J}} \text{diag}(\Phi_{N,1}, \dots, \Phi_{N,J}), \quad \mathbb{H}_d^{\mathcal{O}} = \frac{\sqrt{J}}{\sqrt{N}} \text{diag}(\Psi_{J,1}, \dots, \Psi_{J,N}),$$

we have the following lemma.

**Lemma 6.** *Under Assumptions 1-10 and the condition that  $\sum_{i=1}^N \mathbf{x}_i = \mathbf{0}_p$  and  $\sum_{i=1}^N x_{ik} x_{il} = 0$  for  $l, k \in \{1, \dots, p\}, l \neq k$ , the matrix  $\mathbb{H}$  is invertible and  $\|\mathbb{H}^{-1} - \mathbb{H}_d^{-1}\|_{\max} = O(1/N)$ .*

Proof: We assume  $p = T = K^* = 2$  for simplicity, which can be generalized easily. We

consider

$$\begin{aligned} \mathbb{P}_{NJ}(\Xi) = 2\delta \left\{ \frac{1}{2N} \left( \sum_{i=1}^N \theta_{i1} \theta_{i2} \right)^2 + \frac{1}{2J} \left( \sum_{j=1}^J \mathbf{a}_{j1} \mathbf{a}_{j2} \right)^2 + \frac{1}{8J} \left( \sum_{j=1}^J \mathbf{a}_{j1}^2 - J \right)^2 + \frac{1}{8J} \left( \sum_{j=1}^J \mathbf{a}_{j2}^2 - J \right)^2 \right. \\ \left. + \frac{1}{2N} \left( \sum_{i=1}^N \theta_{i1} \right)^2 + \frac{1}{2N} \left( \sum_{i=1}^N \theta_{i2} \right)^2 + \frac{1}{2N} \sum_{k=1}^2 \sum_{p=1}^2 \left( \sum_{i=1}^N \theta_{ik} x_{ip} \right)^2 \right\}. \end{aligned}$$

Then we can define

$$\begin{aligned} \boldsymbol{\mu}_1 &= ((\mathbf{0}_{4+p_z}^\top, \mathbf{a}_{1,1}^*, 0), \dots, (\mathbf{0}_{4+p_z}^\top, \mathbf{a}_{J,1}^*, 0), \mathbf{0}_{2N}^\top)^\top / \sqrt{J}, \\ \boldsymbol{\mu}_2 &= ((\mathbf{0}_{4+p_z}^\top, 0, \mathbf{a}_{1,2}^*), \dots, (\mathbf{0}_{4+p_z}^\top, 0, \mathbf{a}_{J,2}^*), \mathbf{0}_{2N}^\top)^\top / \sqrt{J}, \\ \boldsymbol{\mu}_3 &= ((\mathbf{0}_{4+p_z}^\top, \mathbf{a}_{1,2}^*, \mathbf{a}_{1,1}^*), \dots, (\mathbf{0}_{4+p_z}^\top, \mathbf{a}_{J,2}^*, \mathbf{a}_{J,1}^*), \mathbf{0}_{2N}^\top)^\top / \sqrt{J}, \\ \boldsymbol{\mu}_4 &= (\mathbf{0}_{(4+p_z)J}^\top, (\theta_{1,2}^*, \theta_{1,1}^*), \dots, (\theta_{N,2}^*, \theta_{N,1}^*))^\top / \sqrt{N} \\ \boldsymbol{\mu}_5 &= (\mathbf{0}_{(4+p_z)J}^\top, (1, 0), \dots, (1, 0))^\top / \sqrt{N}, \\ \boldsymbol{\mu}_6 &= (\mathbf{0}_{(4+p_z)J}^\top, (0, 1), \dots, (0, 1))^\top / \sqrt{N}, \\ \boldsymbol{\mu}_7 &= (\mathbf{0}_{(4+p_z)J}^\top, (x_{11}, 0), \dots, (x_{N1}, 0))^\top / \sqrt{N}, \\ \boldsymbol{\mu}_8 &= (\mathbf{0}_{(4+p_z)J}^\top, (0, x_{11}), \dots, (0, x_{N1}))^\top / \sqrt{N}, \\ \boldsymbol{\mu}_9 &= (\mathbf{0}_{(4+p_z)J}^\top, (x_{12}, 0), \dots, (x_{N2}, 0))^\top / \sqrt{N}, \\ \boldsymbol{\mu}_{10} &= (\mathbf{0}_{(4+p_z)J}^\top, (0, x_{12}), \dots, (0, x_{N2}))^\top / \sqrt{N}, \end{aligned}$$

such that  $\partial \mathbb{P}_{NJ}(\Xi) / \partial \Xi \partial \Xi^\top = 2\delta \left( \sum_{m=1}^{10} \boldsymbol{\mu}_m \boldsymbol{\mu}_m^\top \right)$ . We further define

$$\begin{aligned}
\boldsymbol{\omega}_{1,1} &= \left( \underbrace{(\mathbf{0}_{4+p_z}^\top, \mathbf{a}_{1,1}^*/\sqrt{J}, 0), \dots, (\mathbf{0}_{4+p_z}^\top, \mathbf{a}_{J,1}^*/\sqrt{J}, 0)}_{\boldsymbol{\omega}_{1\mathcal{U},1}^\top}, \underbrace{(-\theta_{1,1}^*/\sqrt{N}, 0), \dots, (-\theta_{N,1}^*/\sqrt{N}, 0)}_{\boldsymbol{\omega}_{1\theta,1}^\top} \right)^\top, \\
\boldsymbol{\omega}_{2,1} &= \left( \underbrace{(\mathbf{0}_{4+p_z}^\top, 0, \mathbf{a}_{1,2}^*/\sqrt{J}), \dots, (\mathbf{0}_{4+p_z}^\top, 0, \mathbf{a}_{J,2}^*/\sqrt{J})}_{\boldsymbol{\omega}_{2\mathcal{U},1}^\top}, \underbrace{(0, -\theta_{1,2}^*/\sqrt{N}), \dots, (0, -\theta_{N,2}^*/\sqrt{N})}_{\boldsymbol{\omega}_{2\theta,1}^\top} \right)^\top, \\
\boldsymbol{\omega}_{3,1} &= \left( \underbrace{(\mathbf{0}_{4+p_z}^\top, \mathbf{a}_{1,2}^*/\sqrt{J}, 0), \dots, (\mathbf{0}_{4+p_z}^\top, \mathbf{a}_{J,2}^*/\sqrt{J}, 0)}_{\boldsymbol{\omega}_{3\mathcal{U},1}^\top}, \underbrace{(0, -\theta_{1,1}^*/\sqrt{N}), \dots, (0, -\theta_{N,1}^*/\sqrt{N})}_{\boldsymbol{\omega}_{3\theta,1}^\top} \right)^\top, \\
\boldsymbol{\omega}_{4,1} &= \left( \underbrace{(\mathbf{0}_{4+p_z}^\top, 0, \mathbf{a}_{1,1}^*/\sqrt{J}), \dots, (\mathbf{0}_{4+p_z}^\top, 0, \mathbf{a}_{J,1}^*/\sqrt{J})}_{\boldsymbol{\omega}_{4\mathcal{U},1}^\top}, \underbrace{(-\theta_{1,2}^*/\sqrt{N}, 0), \dots, (-\theta_{N,2}^*/\sqrt{N}, 0)}_{\boldsymbol{\omega}_{4\theta,1}^\top} \right)^\top, \\
\boldsymbol{\omega}_{5,1} &= \left( \underbrace{(\mathbf{a}_{1,1}^*/\sqrt{J}, \mathbf{0}_{5+p_z}^\top), \dots, (\mathbf{a}_{J,1}^*/\sqrt{J}, \mathbf{0}_{5+p_z}^\top)}_{\boldsymbol{\omega}_{5\mathcal{U},1}^\top}, \underbrace{(-1/\sqrt{N}, 0), \dots, (-1/\sqrt{N}, 0)}_{\boldsymbol{\omega}_{5\theta,1}^\top} \right)^\top, \\
\boldsymbol{\omega}_{6,1} &= \left( \underbrace{(\mathbf{a}_{1,2}^*/\sqrt{J}, \mathbf{0}_{5+p_z}^\top), \dots, (\mathbf{a}_{J,2}^*/\sqrt{J}, \mathbf{0}_{5+p_z}^\top)}_{\boldsymbol{\omega}_{6\mathcal{U},1}^\top}, \underbrace{(0, -1/\sqrt{N}), \dots, (0, -1/\sqrt{N})}_{\boldsymbol{\omega}_{6\theta,1}^\top} \right)^\top, \\
\boldsymbol{\omega}_{7,1} &= \left( \underbrace{(0, 0, \mathbf{a}_{1,1}^*/\sqrt{J}, \mathbf{0}_{3+p_z}^\top), \dots, (0, 0, \mathbf{a}_{J,1}^*/\sqrt{J}, \mathbf{0}_{3+p_z}^\top)}_{\boldsymbol{\omega}_{7\mathcal{U},1}^\top}, \underbrace{(-x_{11}/\sqrt{N}, 0), \dots, (-x_{N1}/\sqrt{N}, 0)}_{\boldsymbol{\omega}_{7\theta,1}^\top} \right)^\top, \\
\boldsymbol{\omega}_{8,1} &= \left( \underbrace{(0, 0, \mathbf{a}_{1,2}^*/\sqrt{J}, \mathbf{0}_{3+p_z}^\top), \dots, (0, 0, \mathbf{a}_{J,2}^*/\sqrt{J}, \mathbf{0}_{3+p_z}^\top)}_{\boldsymbol{\omega}_{8\mathcal{U},1}^\top}, \underbrace{(0, -x_{11}/\sqrt{N}), \dots, (0, -x_{N1}/\sqrt{N})}_{\boldsymbol{\omega}_{8\theta,1}^\top} \right)^\top, \\
\boldsymbol{\omega}_{9,1} &= \left( \underbrace{(0, 0, 0, \mathbf{a}_{1,1}^*/\sqrt{J}, \mathbf{0}_{2+p_z}^\top), \dots, (0, 0, 0, \mathbf{a}_{J,1}^*/\sqrt{J}, \mathbf{0}_{2+p_z}^\top)}_{\boldsymbol{\omega}_{9\mathcal{U},1}^\top}, \underbrace{(-x_{12}/\sqrt{N}, 0), \dots, (-x_{N2}/\sqrt{N}, 0)}_{\boldsymbol{\omega}_{9\theta,1}^\top} \right)^\top, \\
\boldsymbol{\omega}_{10,1} &= \left( \underbrace{(0, 0, 0, \mathbf{a}_{1,2}^*/\sqrt{J}, \mathbf{0}_{2+p_z}^\top), \dots, (0, 0, 0, \mathbf{a}_{J,2}^*/\sqrt{J}, \mathbf{0}_{2+p_z}^\top)}_{\boldsymbol{\omega}_{10\mathcal{U},1}^\top}, \underbrace{(0, -x_{12}/\sqrt{N}), \dots, (0, -x_{N2}/\sqrt{N})}_{\boldsymbol{\omega}_{10\theta,1}^\top} \right)^\top,
\end{aligned}$$

and  $W_1 = (\boldsymbol{\omega}_{1,1}, \boldsymbol{\omega}_{2,1}, \dots, \boldsymbol{\omega}_{10,1})$ . It is easy to check that  $\boldsymbol{\omega}_{p,1}^\top \boldsymbol{\omega}_{q,1} = 0$  for  $p \neq q$ . Moreover, we have

$$\begin{aligned}
W_1 W_1^\top &= \sum_{k=1}^{10} \boldsymbol{\omega}_{k,1} \boldsymbol{\omega}_{k,1}^\top \\
&= \begin{pmatrix} \sum_{k=1}^{10} \boldsymbol{\omega}_{k\mathcal{U},1} \boldsymbol{\omega}_{k\mathcal{U},1}^\top & & \\ & -(NJ)^{-1/2} \left\{ \begin{pmatrix} \mathbf{D}_{i1} \\ \mathbf{x}_i \\ \mathbf{0}_{p_z} \\ \theta_i^* \end{pmatrix} \mathbf{a}_j^{*\top} \right\}_{j \leq J, i \leq N} & \\ & & \sum_{k=1}^{10} \boldsymbol{\omega}_{k\theta,1} \boldsymbol{\omega}_{k\theta,1}^\top \end{pmatrix}. \tag{S.20}
\end{pmatrix}$$

Further, it is easy to see that under our Normalization,

$$\begin{aligned}
W_1^\top W_1 &= \text{diag} \left( \sigma_{N1} + 1, \sigma_{N2} + 1, \sigma_{N1} + 1, \sigma_{N2} + 1, 2, 2, \right. \\
&\quad \left. 1 + N^{-1} \sum_{i=1}^N x_{i1}^2, 1 + N^{-1} \sum_{i=1}^N x_{i1}^2, 1 + N^{-1} \sum_{i=1}^N x_{i2}^2, 1 + N^{-1} \sum_{i=1}^N x_{i2}^2 \right).
\end{aligned}$$

Next, we project  $\boldsymbol{\mu}_k$  onto  $W_1$ , and write  $\boldsymbol{\mu}_k = W_1 \mathbf{s}_{k,1} + \boldsymbol{\zeta}_{k,1}$  for  $k = 1, \dots, 10$ , where  $\mathbf{s}_{k,1} = (W_1^\top W_1)^{-1} W_1^\top \boldsymbol{\mu}_k$ . In particular,

$$\begin{aligned}
\mathbf{s}_{1,1} &= \begin{pmatrix} \frac{1}{\sigma_{N_1+1}} \\ 0 \\ 0 \\ 0 \\ 0 \\ 0 \\ 0 \\ 0 \\ 0 \\ 0 \end{pmatrix}, \mathbf{s}_{2,1} = \begin{pmatrix} 0 \\ \frac{1}{\sigma_{N_2+1}} \\ 0 \\ 0 \\ 0 \\ 0 \\ 0 \\ 0 \\ 0 \\ 0 \end{pmatrix}, \mathbf{s}_{3,1} = \begin{pmatrix} 0 \\ 0 \\ \frac{1}{\sigma_{N_1+1}} \\ \frac{1}{\sigma_{N_2+1}} \\ 0 \\ 0 \\ 0 \\ 0 \\ 0 \\ 0 \end{pmatrix}, \mathbf{s}_{4,1} = \begin{pmatrix} 0 \\ 0 \\ -\frac{\sigma_{N_1}}{\sigma_{N_1+1}} \\ -\frac{\sigma_{N_2}}{\sigma_{N_2+1}} \\ 0 \\ 0 \\ 0 \\ 0 \\ 0 \\ 0 \end{pmatrix}, \mathbf{s}_{5,1} = \begin{pmatrix} 0 \\ 0 \\ 0 \\ 0 \\ -0.5 \\ 0 \\ 0 \\ 0 \\ 0 \\ 0 \end{pmatrix}, \mathbf{s}_{6,1} = \begin{pmatrix} 0 \\ 0 \\ 0 \\ 0 \\ 0 \\ 0 \\ 0 \\ 0 \\ -0.5 \\ 0 \end{pmatrix}, \\
\mathbf{s}_{7,1} &= \begin{pmatrix} 0 \\ 0 \\ 0 \\ 0 \\ 0 \\ 0 \\ \frac{-N^{-1} \sum_{i=1}^N x_{i1}^2}{1+N^{-1} \sum_{i=1}^N x_{i1}^2} \\ 0 \\ 0 \\ 0 \end{pmatrix}, \mathbf{s}_{8,1} = \begin{pmatrix} 0 \\ 0 \\ 0 \\ 0 \\ 0 \\ 0 \\ 0 \\ \frac{-N^{-1} \sum_{i=1}^N x_{i1}^2}{1+N^{-1} \sum_{i=1}^N x_{i1}^2} \\ 0 \\ 0 \end{pmatrix}, \mathbf{s}_{9,1} = \begin{pmatrix} 0 \\ 0 \\ 0 \\ 0 \\ 0 \\ 0 \\ 0 \\ 0 \\ \frac{-N^{-1} \sum_{i=1}^N x_{i2}^2}{1+N^{-1} \sum_{i=1}^N x_{i2}^2} \\ 0 \end{pmatrix}, \mathbf{s}_{10,1} = \begin{pmatrix} 0 \\ 0 \\ 0 \\ 0 \\ 0 \\ 0 \\ 0 \\ 0 \\ 0 \\ \frac{-N^{-1} \sum_{i=1}^N x_{i2}^2}{1+N^{-1} \sum_{i=1}^N x_{i2}^2} \end{pmatrix}.
\end{aligned}$$





for  $p \neq q$ ,

$$\begin{aligned}
W_2 W_2^\top &= \sum_{k=1}^{10} \boldsymbol{\omega}_{k,2} \boldsymbol{\omega}_{k,2}^\top \\
&= \left( \begin{array}{c} \sum_{k=1}^{10} \boldsymbol{\omega}_{k\mathcal{U},2} \boldsymbol{\omega}_{k\mathcal{U},2}^\top \\ \\ \\ -(NJ)^{-1/2} \left\{ \mathbf{a}_j^* (\mathbf{D}_{i2}^\top, \mathbf{x}_i^\top, \mathbf{0}_{p_z}^\top, \theta_i^{*\top}) \right\}_{i \leq N, j \leq J} \end{array} \right) \left( \begin{array}{c} \\ \\ \\ -(NJ)^{-1/2} \left\{ \left( \begin{array}{c} \mathbf{D}_{i2} \\ \mathbf{x}_i \\ \mathbf{0}_{p_z} \\ \theta_i^* \end{array} \right) \mathbf{a}_j^{*\top} \right\}_{j \leq J, i \leq N} \\ \\ \\ \sum_{k=1}^{10} \boldsymbol{\omega}_{k\Theta,2} \boldsymbol{\omega}_{k\Theta,2}^\top \end{array} \right), \tag{S.21}
\end{aligned}$$

and  $W_2^\top W_2 = W_1^\top W_1$ . Similarly, we can write  $\boldsymbol{\mu}_k = W_2 \mathbf{s}_{k,2} + \boldsymbol{\zeta}_{k,2}$  for  $k = 1, \dots, 10$ , where  $\mathbf{s}_{k,2} = (W_2^\top W_2)^{-1} W_2^\top \boldsymbol{\mu}_k$ . We can easily verify that  $\mathbf{s}_{k,2} = \mathbf{s}_{k,1}$  for all  $k$  and thus  $\mathcal{S}_{N,2} = \sum_{k=1}^{10} \mathbf{s}_{k,2} \mathbf{s}_{k,2}^\top = \mathcal{S}_{N,1}$ . Therefore, we write  $\mathbf{s}_k = \mathbf{s}_{k,1} = \mathbf{s}_{k,2}$  and  $\mathcal{S}_N = \mathcal{S}_{N,1} = \mathcal{S}_{N,2}$ . It then follows that

$$\begin{aligned}
\partial \mathbb{P}_{NJ}(\boldsymbol{\Xi}^*) / \partial \boldsymbol{\Xi} \partial \boldsymbol{\Xi}^\top &= 2\delta \left( \sum_{k=1}^{10} \boldsymbol{\mu}_k \boldsymbol{\mu}_k^\top \right) \\
&= \delta \sum_{l=1}^2 W_l \left( \sum_{k=1}^{10} \mathbf{s}_k \mathbf{s}_k^\top \right) W_l^\top + \delta \sum_{l=1}^2 \left( \sum_{k=1}^{10} \boldsymbol{\zeta}_{k,l} \boldsymbol{\zeta}_{k,l}^\top \right) \\
&= \delta \pi \sum_{l=1}^2 W_l W_l^\top + \delta \sum_{l=1}^2 W_l (\mathcal{S}_N - \pi I_{10}) W_l^\top + \delta \sum_{l=1}^2 \left( \sum_{k=1}^{10} \boldsymbol{\zeta}_{k,l} \boldsymbol{\zeta}_{k,l}^\top \right). \tag{S.22}
\end{aligned}$$

Recall that there exists  $\kappa_6 > 0$  such that  $E(\varrho_{ijt}''(\mathbf{u}_j^\top \mathbf{e}_{it})) > \kappa_6$  by Assumptions 1, 2 and 4.

Now let  $\underline{\delta} = \min\{\kappa_6, \delta\bar{\pi}\}$ . Then it follows from (S.22) that

$$\begin{aligned}
\mathbb{H} &= \partial S^*(\Xi^*)/\partial \Xi^\top + \partial \mathbb{P}_{NJ}(\Xi^*)/\partial \Xi \partial \Xi^\top \\
&= \partial S^*(\Xi^*)/\partial \Xi^\top + \underline{\delta} \sum_{l=1}^2 W_l W_l^\top + (\delta\bar{\pi} - \underline{\delta}) \sum_{l=1}^2 W_l W_l^\top + \delta \sum_{l=1}^2 W_l (\mathcal{S}_N - \bar{\pi} I_{10}) W_l^\top + \delta \sum_{l=1}^2 \left( \sum_{k=1}^{10} \zeta_{k,l} \zeta_{k,l}^\top \right) \\
&\geq \partial S^*(\Xi^*)/\partial \Xi^\top + \underline{\delta} \sum_{l=1}^2 W_l W_l^\top.
\end{aligned}$$

Moreover, we can write

$$\begin{aligned}
& \partial S^*(\Xi^*) / \partial \Xi^\top \\
&= (NJ)^{-1/2} \left( \begin{array}{cc} \text{diag} \left( \left\{ \sum_{i=1}^N \sum_{t=1}^T E(\varrho''_{ijt}) \mathbf{e}_{it}^* \mathbf{e}_{it}^{*\top} \right\}_{j \leq J} \right) & \left\{ \sum_{t=1}^T E(\varrho''_{ijt}) \mathbf{e}_{it}^* \mathbf{a}_j^{*\top} \right\}_{j \leq J, i \leq N} \\ \left\{ \sum_{t=1}^T E(\varrho''_{ijt}) \mathbf{a}_j^* \mathbf{e}_{it}^{*\top} \right\}_{i \leq N, j \leq J} & \text{diag} \left( \left\{ \sum_{j=1}^J \sum_{t=1}^T E(\varrho''_{ijt}) \mathbf{a}_j^* \mathbf{a}_j^{*\top} \right\}_{i \leq N} \right) \end{array} \right) \\
&= \underbrace{\underline{\delta} \left( \begin{array}{cc} \text{diag} \left( \left\{ (NJ)^{-1/2} \sum_{i=1}^N \sum_{t=1}^T \mathbf{e}_{it}^* \mathbf{e}_{it}^{*\top} \right\}_{j \leq J} \right) & \left\{ (NJ)^{-1/2} \sum_{t=1}^T \begin{pmatrix} \mathbf{0}_4 \\ \mathbf{z}_{it} \\ \mathbf{0}_2 \end{pmatrix} \mathbf{a}_j^{*\top} \right\}_{j \leq J, i \leq N} \\ (NJ)^{-1/2} \left\{ \sum_{t=1}^T \mathbf{a}_j^* (\mathbf{0}_4^\top, \mathbf{z}_{it}^\top, \mathbf{0}_2^\top) \right\}_{i \leq N, j \leq J} & \text{diag} \left( \left\{ (NJ)^{-1/2} T \sum_{j=1}^J \mathbf{a}_j^* \mathbf{a}_j^{*\top} \right\}_{i \leq N} \right) \end{array} \right)}_I \\
&+ \underbrace{\underline{\delta} \left( \begin{array}{cc} \mathbf{0}_{(6+p_z)J \times (6+p_z)J} & (NJ)^{-1/2} \left\{ \sum_{t=1}^T \begin{pmatrix} \mathbf{D}_{it} \\ \mathbf{x}_i \\ \mathbf{0}_{p_z} \\ \theta_i^* \end{pmatrix} \mathbf{a}_j^{*\top} \right\}_{j \leq J, i \leq N} \\ (NJ)^{-1/2} \left\{ \mathbf{a}_j^* (\mathbf{D}_{it}^\top, \mathbf{x}_i^\top, \mathbf{0}_{p_z}^\top, \theta_i^{*\top}) \right\}_{i \leq N, j \leq J} & \mathbf{0}_{2N \times 2N} \end{array} \right)}_{II} \\
&+ (NJ)^{-1/2} \sum_{t=1}^T \underbrace{\left( \begin{array}{cc} \text{diag} \left( \left\{ \sum_{i=1}^N (E(\varrho''_{ijt}) - \underline{\delta}) \mathbf{e}_{it}^* \mathbf{e}_{it}^{*\top} \right\}_{j \leq J} \right) & \left\{ (E(\varrho''_{ijt}) - \underline{\delta}) \mathbf{e}_{it}^* \mathbf{a}_j^{*\top} \right\}_{j \leq J, i \leq N} \\ \left\{ (E(\varrho''_{ijt}) - \underline{\delta}) \mathbf{a}_j^* \mathbf{e}_{it}^{*\top} \right\}_{i \leq N, j \leq J} & \text{diag} \left( \left\{ \sum_{j=1}^J (E(\varrho''_{ijt}) - \underline{\delta}) \mathbf{a}_j^* \mathbf{a}_j^{*\top} \right\}_{i \leq N} \right) \end{array} \right)}_{III}
\end{aligned}$$

For  $I$ , we have

$$I \geq \kappa_5 \cdot I_{(6+p_z)J+2N} \quad (\text{S.23})$$

by Assumption 10. From (S.20) and (S.21), we have

$$II + \underline{\delta} \sum_{l=1}^2 W_l W_l^\top = \underline{\delta} \cdot \begin{pmatrix} \sum_{l=1}^2 \sum_{k=1}^{10} \boldsymbol{\omega}_{k\mathcal{U},l} \boldsymbol{\omega}_{k\mathcal{U},l}^\top & \mathbf{0}_{(6+p_z)J \times 2N} \\ \mathbf{0}_{2N \times (6+p_z)J} & \sum_{l=1}^2 \sum_{k=1}^{10} \boldsymbol{\omega}_{k\Theta,l} \boldsymbol{\omega}_{k\Theta,l}^\top \end{pmatrix} \geq 0. \quad (\text{S.24})$$

For the last term, we have, for  $J, N$  large enough,

$$III = \frac{1}{NJ} \sum_{j=1}^J \sum_{i=1}^N \sum_{t=1}^T \left( E \left( \varrho_{ijt}'' \right) - \underline{\delta} \right) \varsigma_{ijt} \varsigma_{ijt}^\top \geq 0, \quad (\text{S.25})$$

where  $\varsigma_{ijt} = \left( \underbrace{0, \dots, \mathbf{e}_{it}^{*\top}, \dots, 0}_{(6+p_z)J}, \underbrace{0, \dots, \mathbf{a}_j^{*\top}, \dots, 0}_{2N} \right)^\top$ , by the definition of  $\underline{\delta}$ . It then follows from (S.23), (S.24) and (S.25) that

$$\mathbb{H} \geq \partial S^*(\boldsymbol{\Xi}^*) / \partial \boldsymbol{\Xi}^\top + \underline{\delta} \cdot \boldsymbol{\omega} \boldsymbol{\omega}^\top = I + II + III + \underline{\delta} \cdot \boldsymbol{\omega} \boldsymbol{\omega}^\top \geq \kappa_5 \cdot I_{(6+p_z)J+2N},$$

and thus

$$\mathbb{H}^{-1} \leq \kappa_5^{-1} \cdot I_{(6+p_z)J+2N}. \quad (\text{S.26})$$

Finally, write  $\mathbb{H} = \mathbb{H}_d + \mathcal{C}$ , where

$$\mathcal{C} = \begin{pmatrix} \mathbf{0}_{(6+p_z)J \times (6+p_z)J} & (NJ)^{-1/2} \left\{ \sum_{t=1}^T E \left( \varrho_{ijt}'' \right) \mathbf{e}_{it}^* \mathbf{a}_j^{*\top} \right\}_{j \leq J, i \leq N} \\ (NJ)^{-1/2} \left\{ \sum_{t=1}^T E \left( \varrho_{ijt}'' \right) \mathbf{a}_j^* \mathbf{e}_{it}^{*\top} \right\}_{i \leq N, j \leq J} & \mathbf{0}_{2N \times 2N} \end{pmatrix} + 2\delta \left( \sum_{k=1}^{10} \boldsymbol{\mu}_k \boldsymbol{\mu}_k^\top \right).$$

Note that

$$\mathbb{H}^{-1} - \mathbb{H}_d^{-1} = -\mathbb{H}_d^{-1}\mathcal{C}\mathbb{H}_d^{-1} + \mathbb{H}_d^{-1}\mathcal{C}\mathbb{H}^{-1}\mathcal{C}\mathbb{H}_d^{-1},$$

and thus  $\|\mathbb{H}^{-1} - \mathbb{H}_d^{-1}\|_{\max} \leq \|\mathbb{H}_d^{-1}\mathcal{C}\mathbb{H}_d^{-1}\|_{\max} + \|\mathbb{H}_d^{-1}\mathcal{C}\mathbb{H}^{-1}\mathcal{C}\mathbb{H}_d^{-1}\|_{\max}$ . Inequality (S.26) implies that  $\mathbb{H}_d^{-1}\mathcal{C}\mathbb{H}^{-1}\mathcal{C}\mathbb{H}_d^{-1} \leq \kappa_5^{-1}\mathbb{H}_d^{-1}\mathcal{C}^2\mathbb{H}_d^{-1}$ , and thus the  $l$ -th diagonal element of  $\mathbb{H}_d^{-1}\mathcal{C}\mathbb{H}^{-1}\mathcal{C}\mathbb{H}_d^{-1}$  is smaller than the  $l$ -th diagonal element of  $\kappa_5^{-1}\mathbb{H}_d^{-1}\mathcal{C}^2\mathbb{H}_d^{-1}$ . It then follows that  $\|\mathbb{H}_d^{-1}\mathcal{C}\mathbb{H}^{-1}\mathcal{C}\mathbb{H}_d^{-1}\|_{\max} \leq \kappa_5^{-1} \|\mathbb{H}_d^{-1}\mathcal{C}^2\mathbb{H}_d^{-1}\|_{\max}$  and therefore

$$\|\mathbb{H}^{-1} - \mathbb{H}_d^{-1}\|_{\max} \leq \|\mathbb{H}_d^{-1}\mathcal{C}\mathbb{H}_d^{-1}\|_{\max} + \kappa_5^{-1} \|\mathbb{H}_d^{-1}\mathcal{C}^2\mathbb{H}_d^{-1}\|_{\max}$$

because the entry with the largest absolute value of a positive semidefinite matrix is always on the diagonal. Since  $\mathbb{H}_d^{-1}$  is a block diagonal matrix whose elements are all  $O(1)$  from Assumptions 6 and  $\|\mathcal{C}\|_{\max}$  and  $\|\mathcal{C}^2\|_{\max}$  are  $O(N^{-1})$ , the proof is complete.

By this lemma, (S.19), and the fact that  $\partial\mathbb{P}_{NJ}(\widehat{\Xi})/\partial\Xi = \partial\mathbb{P}_{NJ}(\Xi^*)/\partial\Xi = 0$ , we can write

$$\widehat{\Xi} - \Xi^* = \mathbb{H}^{-1}S^*(\widehat{\Xi}) - \mathbb{H}^{-1}S^*(\Xi^*) - 0.5\mathbb{H}^{-1}\mathcal{R}(\widehat{\Xi}). \quad (\text{S.27})$$

Define

$$S_{NJ}^*(\Xi) = \left( \underbrace{\dots, \frac{1}{\sqrt{NJ}} \sum_{i=1}^N \sum_{t=1}^T \dot{\varrho}'_{ijt}(\mathbf{u}_j^\top \mathbf{e}_{it}) \mathbf{e}_{it}^\top, \dots}_{JK}, \underbrace{\dots, \frac{1}{\sqrt{NJ}} \sum_{j=1}^J \sum_{t=1}^T \dot{\varrho}'_{ijt}(\mathbf{u}_j^\top \mathbf{e}_{it}) \mathbf{a}_j^\top, \dots}_{NK^*} \right)^\top,$$

$\check{S}^*(\Xi) = S_{NJ}^*(\Xi) - S^*(\Xi)$  and  $\mathcal{D} = \mathbb{H}^{-1} - \mathbb{H}_d^{-1}$ . Note that by the first-order conditions,

$S_{NJ}^*(\widehat{\Xi}) = 0$ . As a result, we can write

$$\begin{aligned}
\mathbb{H}^{-1}S^*(\widehat{\Xi}) &= \mathbb{H}_d^{-1}S^*(\widehat{\Xi}) + \mathcal{D}S^*(\widehat{\Xi}) \\
&= -\mathbb{H}_d^{-1}\check{S}^*(\widehat{\Xi}) + \mathcal{D}S^*(\widehat{\Xi}) \\
&= -\mathbb{H}_d^{-1}\check{S}^*(\Xi^*) - \mathbb{H}_d^{-1}\left(\check{S}^*(\widehat{\Xi}) - \check{S}^*(\Xi^*)\right) + \mathcal{D}S^*(\widehat{\Xi}) \tag{S.28}
\end{aligned}$$

$$\begin{aligned}
&= -\mathbb{H}_d^{-1}\check{S}^*(\Xi^*) - \mathbb{H}_d^{-1}\left(\check{S}^*(\widehat{\Xi}) - \check{S}^*(\Xi^*)\right) \\
&\quad - \mathcal{D}\check{S}^*(\Xi^*) - \mathcal{D}\left(\check{S}^*(\widehat{\Xi}) - \check{S}^*(\Xi^*)\right). \tag{S.29}
\end{aligned}$$

Next, let  $\mathcal{R}(\widehat{\zeta})_m$  denote the vector containing the  $\{(m-1)(P)+1\}$ th to the  $mP$ th elements of  $\mathcal{R}(\widehat{\zeta})$  for  $m = 1, \dots, J$ , and  $\{JP + (m-J)(K^*) + 1\}$ th to the  $\{JP + (m-J)(K^*)\}$ th elements of  $\mathcal{R}(\widehat{\zeta})$  for  $m = J+1 \dots J+N$ . We further let  $\bar{O}_P(\cdot)$  denote a stochastic order that is uniform in  $i$  and  $j$ . For example,  $Q_{ij} = \bar{O}_P(1)$  means that  $\max_{i \leq N, j \leq J} \|Q_{ij}\| = O_P(1)$ .

Then, by the result of Theorem 5, it can be shown that

$$\mathcal{R}(\widehat{\Xi})_m = \bar{O}_P(1)\|\widehat{\mathbf{u}}_j - \mathbf{u}_j^*\|^2 + \bar{O}_P(1/\sqrt{N})\|\widehat{\mathbf{u}}_j - \mathbf{u}_j^*\| + \bar{O}_P(1/N) \tag{S.30}$$

for  $m = 1, \dots, J$  and

$$\mathcal{R}(\widehat{\Xi})_{J+m} = \bar{O}_P(1)\|\widehat{\boldsymbol{\theta}}_i - \boldsymbol{\theta}_i^*\|^2 + \bar{O}_P(1/\sqrt{N})\|\widehat{\boldsymbol{\theta}}_i - \boldsymbol{\theta}_i^*\| + \bar{O}_P(1/N) \tag{S.31}$$

for  $i = 1, \dots, N$ . We define  $\mathcal{D}_{m,s}$  such that

$$\mathcal{D}_{m,s} = \begin{cases} \mathcal{D}_{[(m-1)P:mP,(s-1)P:sP]}, & \text{if } m, s \in \{1, \dots, J\} \\ \mathcal{D}_{[(m-1)P:mP,JP+(s-J-1)K^*:JP+(s-J)K^*]}, & \text{if } m \in \{1, \dots, J\}, s \in \{J+1, \dots, N\} \\ \mathcal{D}_{[JP+(m-J-1)K^*:JP+(m-J)K^*,(s-1)P:sP]}, & \text{if } m \in \{J+1, \dots, N\}, s \in \{1, \dots, J\} \\ \mathcal{D}_{[JP+(m-J-1)K^*:JP+(m-J)K^*,JP+(s-J-1)K^*:JP+(s-J)K^*]}, & \text{if } m, s \in \{J+1, \dots, N\} \end{cases}.$$

Note that  $S^*(\Xi^*) = 0$ . Then, from equations (S.27) to (S.31), recall that we defined

$\check{\varrho}'_{ijt}(\mathbf{u}_j^\top \mathbf{e}_{it}) = \varrho'_{ijt}(\mathbf{u}_j^\top \mathbf{e}_{it}) - E(\varrho'_{ijt}(\mathbf{u}_j^\top \mathbf{e}_{it}))$  and  $\check{\varrho}'_{ijt} = \check{\varrho}'_{ijt}(\mathbf{u}_j^{*\top} \mathbf{e}_{it}^*)$ , we can write

$$\begin{aligned} \widehat{\boldsymbol{\theta}}_i - \boldsymbol{\theta}_i^* &= -(\Psi_{J,i})^{-1} \frac{1}{J} \sum_{j=1}^J \sum_{t=1}^T \check{\varrho}'_{ijt} \mathbf{a}_j^* - \frac{1}{\sqrt{NJ}} \sum_{s=1}^J \sum_{m=1}^N \mathcal{D}_{J+i,s} \cdot \sum_{t=1}^T \check{\varrho}'_{mst} \mathbf{e}_{mt}^* \\ &\quad - \frac{1}{\sqrt{NJ}} \sum_{s=1}^J \sum_{m=1}^N \mathcal{D}_{J+i,J+m} \cdot \sum_{t=1}^T \check{\varrho}'_{mst} \mathbf{a}_s^* \\ &\quad - (\Psi_{J,i})^{-1} \frac{1}{J} \sum_{j=1}^J \sum_{t=1}^T \left( \check{\varrho}'_{ijt}(\widehat{\mathbf{u}}_j^\top \widehat{\mathbf{e}}_{it}) \widehat{\mathbf{a}}_j - \check{\varrho}'_{ijt} \mathbf{a}_j^* \right) \\ &\quad - \frac{1}{\sqrt{NJ}} \sum_{s=1}^J \sum_{m=1}^N \mathcal{D}_{J+i,s} \sum_{t=1}^T \left( \check{\varrho}'_{mst}(\widehat{\mathbf{u}}_s^\top \widehat{\mathbf{e}}_{mt}) \widehat{\mathbf{e}}_{mt} - \check{\varrho}'_{mst} \mathbf{e}_{mt}^* \right) \\ &\quad - \frac{1}{\sqrt{NJ}} \sum_{s=1}^J \sum_{m=1}^N \mathcal{D}_{J+i,J+m} \sum_{t=1}^T \left( \check{\varrho}'_{mst}(\widehat{\mathbf{u}}_s^\top \widehat{\mathbf{e}}_{mt}) \widehat{\mathbf{a}}_s - \check{\varrho}'_{mst} \mathbf{a}_s^* \right) \\ &\quad - 0.5(\Psi_{J,i})^{-1} \mathcal{R}(\widehat{\Xi})_{J+i} - 0.5 \sum_{s=1}^J \mathcal{D}_{J+i,s} \mathcal{R}(\widehat{\Xi})_s \\ &\quad - 0.5 \sum_{m=1}^N \mathcal{D}_{J+i,J+m} \mathcal{R}(\widehat{\Xi})_{J+m}. \end{aligned} \tag{S.32}$$

**Lemma 7.** *Let  $c_1, \dots, c_N$  be a sequence of uniformly bounded constants. Then, under the*



conditions in Lemma 6, we have

$$\frac{1}{N} \sum_{i=1}^N c_i (\widehat{\boldsymbol{\theta}}_i - \boldsymbol{\theta}_i^*) = O_P\left(\frac{1}{N}\right).$$

Proof: Define  $d_s = \sqrt{NJ} \cdot N^{-1} \sum_{i=1}^N c_i \mathcal{D}_{J+i,s}$ , for  $s = 1, \dots, N+J$ . Lemma 6 implies that  $\max_{1 \leq s \leq N+J} \|d_s\|$  is bounded. From (S.32), we have

$$\begin{aligned} & \frac{1}{N} \sum_{i=1}^N c_i (\widehat{\boldsymbol{\theta}}_i - \boldsymbol{\theta}_i^*) \\ = & -\frac{1}{NJ} \sum_{j=1}^J \sum_{i=1}^N \sum_{t=1}^T c_i (\Psi_{J,i})^{-1} \check{\varrho}'_{ijt} \mathbf{a}_j^* \\ & - \frac{1}{NJ} \sum_{m=1}^N \sum_{s=1}^J \sum_{t=1}^T d_s \check{\varrho}'_{mst} \cdot \mathbf{e}_{mt}^* - \frac{1}{NJ} \sum_{s=1}^J \sum_{m=1}^N \sum_{t=1}^T d_{J+m} \check{\varrho}'_{mst} \cdot \mathbf{a}_s^* \\ & - \frac{1}{NJ} \sum_{j=1}^J \sum_{i=1}^N \sum_{t=1}^T c_i (\Psi_{J,i})^{-1} \left( \check{\varrho}'_{ijt} (\widehat{\mathbf{u}}_j^\top \widehat{\mathbf{e}}_{it}) \widehat{\mathbf{a}}_j - \check{\varrho}'_{ijt} \mathbf{a}_j^* \right) \\ & - \frac{1}{NJ} \sum_{m=1}^N \sum_{s=1}^J \sum_{t=1}^T d_s \left( \check{\varrho}'_{mst} (\widehat{\mathbf{u}}_s^\top \widehat{\mathbf{e}}_{mt}) \widehat{\mathbf{e}}_{mt} - \check{\varrho}'_{mst} \mathbf{e}_{mt}^* \right) \\ & - \frac{1}{NJ} \sum_{s=1}^J \sum_{m=1}^N \sum_{t=1}^T d_{J+m} \left( \check{\varrho}'_{mst} (\widehat{\mathbf{u}}_s^\top \widehat{\mathbf{e}}_{mt}) \widehat{\mathbf{a}}_s - \check{\varrho}'_{mst} \mathbf{a}_s^* \right) - 0.5 \frac{1}{N} \sum_{i=1}^N c_i (\Psi_{J,i})^{-1} \mathcal{R}(\widehat{\boldsymbol{\zeta}})_{J+i} \\ & - 0.5 \frac{1}{\sqrt{NJ}} \sum_{s=1}^J d_s \mathcal{R}(\widehat{\boldsymbol{\Xi}})_s - 0.5 \frac{1}{\sqrt{NJ}} \sum_{m=1}^N d_{J+m} \mathcal{R}(\widehat{\boldsymbol{\Xi}})_{J+m}. \end{aligned} \tag{S.33}$$

First, by Lyapunov's CLT, it is easy to see that the first three terms on the RHS of (S.33) are all  $O_P(1/\sqrt{NJ})$ . Next, it follows from Theorem 5, (S.30) and (S.31) that the last three terms on the RHS of (S.33) are all  $O_P(1/\min\{N, J\}^2)$ . Finally, we will show that the remaining three terms on the RHS of (S.33) are all  $O_P(1/N)$ , from which the desired result follows. Define

$$\mathbb{V}_{NJ}(\boldsymbol{\Xi}) = \frac{1}{NJ} \sum_{m=1}^N \sum_{s=1}^J \sum_{t=1}^T d_s \left( \check{\varrho}'_{mst} (\mathbf{u}_s^\top \mathbf{e}_{mt}) \mathbf{e}_{mt} - \check{\varrho}'_{mst} \mathbf{e}_{mt}^* \right),$$

and  $\Delta_{NJ}(\Xi^{(a)}, \Xi^{(b)}) = \sqrt{NJ} (\mathbb{V}_{NJ}(\Xi^{(a)}) - \mathbb{V}_{NJ}(\Xi^{(b)}))$ . Note that

$$\begin{aligned} \Delta_{NJ}(\Xi^{(a)}, \Xi^{(b)}) &= \underbrace{\frac{1}{\sqrt{NJ}} \sum_{m=1}^N \sum_{s=1}^J \sum_{t=1}^T d_s \check{\varrho}'_{mst}(\mathbf{u}_s^{(a)\top} \mathbf{e}_{mt}^{(a)}) (\mathbf{e}_{mt}^{(a)} - \mathbf{e}_{mt}^{(b)})}_{\Delta_{1,NJ}(\Xi^{(a)}, \Xi^{(b)})} \\ &+ \underbrace{\frac{1}{\sqrt{NJ}} \sum_{m=1}^N \sum_{s=1}^J \sum_{t=1}^T d_s \left( \check{\varrho}'_{mst}(\mathbf{u}_s^{(a)\top} \mathbf{e}_{mt}^{(a)}) - \check{\varrho}'_{mst}(\mathbf{u}_s^{(b)\top} \mathbf{e}_{mt}^{(b)}) \right) \mathbf{e}_{mt}^{(b)}}_{\Delta_{2,NJ}(\zeta^{(a)}, \zeta^{(b)})}. \end{aligned}$$

Note that we have

$$\begin{aligned} \left\| \sum_{t=1}^T d_s \check{\varrho}'_{mst}(\mathbf{u}_s^{(a)\top} \mathbf{e}_{mt}^{(a)}) (\mathbf{e}_{mt}^{(a)} - \mathbf{e}_{mt}^{(b)}) \right\| &\lesssim \|\boldsymbol{\theta}_m^{(a)} - \boldsymbol{\theta}_m^{(b)}\| \quad \text{and} \\ \left| \sum_{t=1}^T d_s \left( \check{\varrho}'_{mst}(\mathbf{u}_s^{(a)\top} \mathbf{e}_{mt}^{(a)}) - \check{\varrho}'_{mst}(\mathbf{u}_s^{(b)\top} \mathbf{e}_{mt}^{(b)}) \right) \right| &\lesssim \left| \mathbf{u}_s^{(a)\top} \mathbf{e}_m^{(a)} - \mathbf{u}_s^{(b)\top} \mathbf{e}_m^{(b)} \right|. \end{aligned}$$

By Hoeffding's inequality, Lemma 2.2.1 of van der Vaart and Wellner (1996), and arguments similar to the proof of Lemma 2, we can show that for  $d(\Xi^{(a)}, \Xi^{(b)})$  sufficiently small,

$$\begin{aligned} \|\Delta_{1,NJ}(\Xi^{(a)}, \Xi^{(b)})\|_{\Psi_2} &\lesssim \|\boldsymbol{\theta}^{(a)} - \boldsymbol{\theta}^{(b)}\|_F \lesssim d(\Xi^{(a)}, \Xi^{(b)}), \\ \|\Delta_{2,NJ}(\Xi^{(a)}, \Xi^{(b)})\|_{\Psi_2} &\lesssim d(\Xi^{(a)}, \Xi^{(b)}). \end{aligned}$$

Thus,

$$\|\Delta_{NJ}(\Xi^{(a)}, \Xi^{(b)})\|_{\Psi_2} \leq \|\Delta_{1,NJ}(\Xi^{(a)}, \Xi^{(b)})\|_{\Psi_2} + \|\Delta_{2,NJ}(\Xi^{(a)}, \Xi^{(b)})\|_{\Psi_2} \lesssim d(\Xi^{(a)}, \Xi^{(b)}).$$

Therefore, similar to the proof of Lemma 3, we can show that for sufficiently small  $c > 0$ ,

$$E \left( \sup_{\Xi \in \mathcal{H}^{K^*}(c)} |\mathbb{V}_{NJ}(\Xi)| \right) \lesssim \frac{c}{\min\{\sqrt{N}, \sqrt{J}\}}. \quad (\text{S.34})$$

It then follows from (S.34) and Theorem 5 that  $\mathbb{V}_{NJ}(\widehat{\Xi}) = O_P(1/N)$ . Thus the fifth term of the right of (S.33) is  $O_P(1/N)$ . Similar results can be obtained for the fourth term and sixth term on the right of (S.33), and the desired result follows.

**Lemma 8.** *Under the conditions in lemma 6, for each  $j$  we have*

$$\frac{1}{N} \sum_{i=1}^N \sum_{t=1}^T \check{\varrho}_{ijt}(\widehat{\mathbf{e}}_{it} - \mathbf{e}_{it}^*) = O_P\left(\frac{1}{N}\right) \quad \text{and} \quad \frac{1}{N} \sum_{i=1}^N \sum_{t=1}^T \check{\varrho}_{ijt}'' \mathbf{e}_{it}^* (\widehat{\mathbf{e}}_{it} - \mathbf{e}_{it}^*)^\top = O_P\left(\frac{1}{N}\right).$$

Proof: It suffices to prove that for each  $l \in \{1, \dots, T\}$ ,

$$\frac{1}{N} \sum_{i=1}^N \check{\varrho}_{ijl}'(\widehat{\boldsymbol{\theta}}_i - \boldsymbol{\theta}_i^*) = O_P\left(\frac{1}{N}\right) \quad \text{and} \quad \frac{1}{N} \sum_{i=1}^N \check{\varrho}_{ijl}'' \mathbf{e}_{il}^* (\widehat{\boldsymbol{\theta}}_i - \boldsymbol{\theta}_i^*)^\top = O_P\left(\frac{1}{N}\right).$$

The proof of the two results are similar, thus we only prove the second one to save space.

By (S.28) and (S.32), we have

$$\begin{aligned} & \frac{1}{N} \sum_{i=1}^N \check{\varrho}_{ijl}'' \mathbf{e}_{il}^* (\widehat{\boldsymbol{\theta}}_i - \boldsymbol{\theta}_i^*)^\top \\ &= -\frac{1}{NJ} \sum_{i=1}^N \sum_{s=1}^J \sum_{t=1}^T \check{\varrho}_{ijl}'' \check{\varrho}_{ist}' \mathbf{e}_{il}^* \mathbf{a}_s^{*\top} (\Psi_{J,i})^{-1} \\ & \quad - \frac{1}{NJ} \sum_{i=1}^N \sum_{s=1}^J \sum_{t=1}^T \check{\varrho}_{ijl}'' \mathbf{e}_{il}^* \left( \check{\varrho}'_{ist} (\widehat{\mathbf{u}}_s^\top \widehat{\mathbf{e}}_{it}) \widehat{\mathbf{a}}_s - \check{\varrho}'_{ist} \mathbf{a}_s^* \right) (\Psi_{J,i})^{-1} \\ & \quad - \frac{1}{\sqrt{NJ}} \sum_{s=1}^J \sum_{m=1}^N \sum_{t=1}^T \left( \frac{1}{N} \sum_{i=1}^N \check{\varrho}_{ijl}'' \mathbf{e}_{il}^* \widehat{\mathbf{e}}_{mt}^\top \mathcal{D}_{J+i,s}^\top \right) E \left( \check{\varrho}'_{mst} (\widehat{\mathbf{u}}_s^\top \widehat{\mathbf{e}}_{mt}) \right) \\ & \quad - \frac{1}{\sqrt{NJ}} \sum_{s=1}^J \sum_{m=1}^N \sum_{t=1}^T \left( \frac{1}{N} \sum_{i=1}^N \check{\varrho}_{ijl}'' \mathbf{e}_{il}^* \widehat{\mathbf{a}}_s^\top \mathcal{D}_{J+i,J+m}^\top \right) E \left( \check{\varrho}'_{mst} (\widehat{\mathbf{u}}_s^\top \widehat{\mathbf{e}}_{mt}) \right) \\ & \quad - \frac{1}{2N} \sum_{i=1}^N \check{\varrho}_{ijl}'' \mathbf{e}_{il}^* \mathcal{R}(\widehat{\Xi})_{J+i}^\top (\Psi_{J,i})^{-1} - \frac{1}{2N} \sum_{i=1}^N \sum_{s=1}^J \check{\varrho}_{ijl}'' \mathbf{e}_{il}^* \mathcal{R}(\widehat{\Xi})_s^\top \mathcal{D}_{J+i,s}^\top \\ & \quad - \frac{1}{2N} \sum_{i=1}^N \sum_{m=1}^N \check{\varrho}_{ijl}'' \mathbf{e}_{il}^* \mathcal{R}(\widehat{\Xi})_{J+m}^\top \mathcal{D}_{J+i,J+m}^\top. \end{aligned} \tag{S.35}$$

First, we can write

$$\begin{aligned}
& -\frac{1}{NJ} \sum_{i=1}^N \sum_{s=1}^J \sum_{t=1}^T \check{\varrho}_{ijl}'' \check{\varrho}'_{ist} \mathbf{e}_{il}^* \mathbf{a}_s^{*\top} (\Psi_{J,i})^{-1} \\
& = -\frac{1}{NJ} \sum_{i=1}^N \sum_{t=1}^T \check{\varrho}_{ijl}'' \check{\varrho}'_{ijt} \mathbf{e}_{il}^* \mathbf{a}_j^{*\top} (\Psi_{J,i})^{-1} - \frac{1}{NJ} \sum_{i=1}^N \sum_{s=1, s \neq j}^J \sum_{t=1}^T \check{\varrho}_{ijl}'' \check{\varrho}'_{ist} \mathbf{e}_{il}^* \mathbf{a}_s^{*\top} (\Psi_{J,i})^{-1}.
\end{aligned}$$

Since  $\check{\varrho}_{ijl}'', \check{\varrho}'_{ist}$  are bounded and  $\max_{i \leq N} \|(\Psi_{J,i})^{-1}\| = O(1)$  for large  $J$  by Assumption 6, the first term of the RHS of the above equation is  $O_P(J^{-1})$ . By Lyapunov's CLT, the second term on the RHS of the above equation can be shown to be  $O_P((NJ)^{-1/2})$ . Thus, the first term on the RHS of (S.35) is  $O_P(N^{-1})$ .

Second, for the second term on the RHS of (S.35), it can be written as

$$O_P(J^{-1}) - \frac{1}{NJ} \sum_{i=1}^N \sum_{s=1, s \neq j}^J \sum_{t=1}^T \check{\varrho}_{ijl}'' \mathbf{e}_{il}^* \left( \check{\varrho}'_{ist} (\hat{\mathbf{u}}_s^\top \hat{\mathbf{e}}_{it}) \hat{\mathbf{a}}_s - \check{\varrho}'_{ist} \mathbf{a}_s^* \right) (\Psi_{J,i})^{-1}.$$

Similar to the proof of Lemma 7, the second term of the above expression can be shown to be  $O_P(N^{-1})$ . So the second term of the RHS of (S.35) is  $O_P(N^{-1})$ . For the third term on the RHS of (S.35), its  $p, q$ th element is given by

$$-\frac{1}{NJ} \sum_{s=1}^J \sum_{m=1}^N \sum_{t=1}^T \chi_{j,s} E(\check{\varrho}'_{mst} (\hat{\mathbf{u}}_s^\top \hat{\mathbf{e}}_{mt})) \hat{\mathbf{e}}_{mt},$$

where  $\chi_{j,s} = N^{-1} \sum_{i=1}^N \left( \sqrt{NJ} \mathcal{D}_{J+i,s,q} \right) \check{\varrho}_{ijl}'' \mathbf{e}_{il,p}^*$ , and  $\mathcal{D}_{J+i,s,q}$  is the  $q$ th row of  $\mathcal{D}_{J+i,s}$ . Therefore,

$$\begin{aligned}
& \left| -\frac{1}{NJ} \sum_{s=1}^J \sum_{m=1}^N \sum_{t=1}^T \chi_{j,s} E(\check{\varrho}'_{mst} (\hat{\mathbf{u}}_s^\top \hat{\mathbf{e}}_{mt})) \hat{\mathbf{e}}_{mt} \right| \\
& \lesssim \sqrt{\frac{1}{J} \sum_{s=1}^J \|\chi_{j,s}\|^2} \cdot \sqrt{\frac{1}{NJ} \sum_{s=1}^J \sum_{m=1}^N \sum_{t=1}^T E(\check{\varrho}'_{mst} (\hat{\mathbf{u}}_s^\top \hat{\mathbf{e}}_{mt}))^2 \|\hat{\mathbf{e}}_{mt}\|^2}.
\end{aligned}$$

Since  $|\sqrt{NJ}\mathcal{D}_{J+i,s,q}|$  is uniformly bounded by Lemma 6, it can be shown that  $E\|\chi_{j,s}\|^2$  is  $O(N^{-1})$ . Moreover, for some  $\tilde{c}_{mst}$  between  $\mathbf{u}_s^{*\top}\mathbf{e}_{mt}^*$  and  $\widehat{\mathbf{u}}_s^\top\widehat{\mathbf{e}}_{mt}$ ,

$$\begin{aligned} E\left(\varrho'_{mst}(\widehat{\mathbf{u}}_s^\top\widehat{\mathbf{e}}_{mt})\right)^2 &= \left\{E(\varrho'_{mst}) + E(\varrho''_{mst}(\tilde{c}_{mst}))(\mathbf{u}_s^{*\top}\mathbf{e}_{mt}^* - \widehat{\mathbf{u}}_s^\top\widehat{\mathbf{e}}_{mt})\right\}^2 \\ &\lesssim (\mathbf{u}_s^{*\top}\mathbf{e}_{mt}^* - \widehat{\mathbf{u}}_s^\top\widehat{\mathbf{e}}_{mt})^2. \end{aligned}$$

Thus,

$$\sqrt{\frac{1}{NJ} \sum_{s=1}^J \sum_{m=1}^N \sum_{t=1}^T E(\varrho'_{mst}(\widehat{\mathbf{u}}_s^\top\widehat{\mathbf{e}}_{mt}))^2 \|\widehat{\mathbf{e}}_{mt}\|^2} \lesssim d(\widehat{\boldsymbol{\Xi}}, \boldsymbol{\Xi}^*) = O_P(1/\min\{\sqrt{N}, \sqrt{J}\})$$

by Theorem 5. So, the third term on the RHS of (S.35) is  $O_P(N^{-1})$ , and the fourth term of the RHS of (S.35) can be shown to be  $O_P(N^{-1})$  in the same way. Finally, it follows from Theorem 5 and (S.31) that the fifth term on the RHS of (S.35) is  $O_P((\min\{\sqrt{N}, \sqrt{J}\}^{-1})^2) = O_P(N^{-1})$ . For the sixth term, the absolute value of the  $p, q$ th element can be written as

$$\frac{1}{2\sqrt{NJ}} \left| \sum_{s=1}^J \chi_{j,s} \mathcal{R}(\widehat{\boldsymbol{\Xi}})_s \right| \leq \frac{\sqrt{J}}{2\sqrt{N}} \sqrt{\frac{1}{J} \sum_{s=1}^J \|\chi_{j,s}\|^2} \sqrt{\frac{1}{J} \sum_{s=1}^J \|\mathcal{R}(\widehat{\boldsymbol{\Xi}})_s\|^2} = O_P(N^{-3/2}).$$

The same bound for the seventh term on the RHS of (S.35) can be obtained using the same argument. Therefore, we get

$$\frac{1}{N} \sum_{i=1}^N \check{\varrho}''_{ijl} \mathbf{e}_{il}^* (\widehat{\boldsymbol{\theta}}_i - \boldsymbol{\theta}_i^*)^\top = O_P(N^{-1})$$

as desired by combining the results.

**Proof of Theorem 6** We first consider the case where the conditions in Lemma 6 hold.

From the expansion in the proof of Lemma 5, we can derive that

$$\begin{aligned}\Phi_{N,j}(\hat{\mathbf{u}}_j - \mathbf{u}_j^*) &= \frac{1}{N} \sum_{i=1}^N \sum_{t=1}^T E \left( \varrho'_{ijt}(\hat{\mathbf{u}}_j^\top \hat{\mathbf{e}}_{it}) \right) \hat{\mathbf{e}}_{it} - \frac{1}{N} \sum_{i=1}^N \sum_{t=1}^T E \left( \varrho'_{ijt} \right) (\hat{\mathbf{e}}_{it} - \mathbf{e}_{it}^*) \\ &\quad - \frac{1}{N} \sum_{i=1}^N \sum_{t=1}^T E \left( \varrho''_{ijt}(\mathbf{u}_j^{*\top} \tilde{\mathbf{e}}_{it}) \right) \mathbf{e}_{it}^* \mathbf{u}_j^{*\top} (\hat{\mathbf{e}}_{it} - \mathbf{e}_{it}^*) \\ &\quad + O_P \left( N^{-1} \left\| \hat{\Theta} - \Theta^* \right\|_F^2 \right) + O_P(\|\hat{\mathbf{u}}_j - \mathbf{u}_j^*\|).\end{aligned}$$

Then, it follows from Theorem 5 and Lemma 7 that

$$\Phi_{N,j}(\hat{\mathbf{u}}_j - \mathbf{u}_j^*) = \frac{1}{N} \sum_{i=1}^N \sum_{t=1}^T E \left( \varrho'_{ijt}(\hat{\mathbf{u}}_j^\top \hat{\mathbf{e}}_{it}) \right) \hat{\mathbf{e}}_{it} + O_P(N^{-1}) + o_P(\|\hat{\mathbf{u}}_j - \mathbf{u}_j^*\|).$$

Note that

$$\begin{aligned}& \frac{1}{N} \sum_{i=1}^N \sum_{t=1}^T E \left( \varrho'_{ijt}(\hat{\mathbf{u}}_j^\top \hat{\mathbf{e}}_{it}) \right) \hat{\mathbf{e}}_{it} \\ &= -\frac{1}{N} \sum_{i=1}^N \sum_{t=1}^T \check{\varrho}'_{ijt}(\hat{\mathbf{u}}_j^\top \hat{\mathbf{e}}_{it}) \hat{\mathbf{e}}_{it} \\ &= -\frac{1}{N} \sum_{i=1}^N \sum_{t=1}^T \check{\varrho}'_{ijt} \hat{\mathbf{e}}_{it} - \frac{1}{N} \sum_{i=1}^N \sum_{t=1}^T \check{\varrho}''_{ijt} \cdot (\hat{\mathbf{u}}_j^\top \hat{\mathbf{e}}_{it} - \mathbf{u}_j^{*\top} \mathbf{e}_{it}^*) \hat{\mathbf{e}}_{it} \\ &\quad - 0.5 \frac{1}{N} \sum_{i=1}^N \sum_{t=1}^T \check{\varrho}'''_{ijt}(\tilde{m}_{ijt}) (\hat{\mathbf{u}}_j^\top \hat{\mathbf{e}}_{it} - \mathbf{u}_j^{*\top} \mathbf{e}_{it}^*)^2 \hat{\mathbf{e}}_{it},\end{aligned}$$

where  $\tilde{m}_{ijt}$  is between  $\hat{\mathbf{u}}_j^\top \hat{\mathbf{e}}_{it}$  and  $\mathbf{u}_j^{*\top} \mathbf{e}_{it}^*$ . By Lemma 8, we have

$$\begin{aligned}-\frac{1}{N} \sum_{i=1}^N \sum_{t=1}^T \check{\varrho}'_{ijt} \hat{\mathbf{e}}_{it} &= -\frac{1}{N} \sum_{i=1}^N \sum_{t=1}^T \check{\varrho}'_{ijt} \mathbf{e}_{it}^* - \frac{1}{N} \sum_{i=1}^N \sum_{t=1}^T \check{\varrho}'_{ijt} (\hat{\mathbf{e}}_{it} - \mathbf{e}_{it}^*) \\ &= -\frac{1}{N} \sum_{i=1}^N \sum_{t=1}^T \check{\varrho}'_{ijt} \mathbf{e}_{it}^* + O_P(N^{-1}).\end{aligned}$$

Second,

$$\begin{aligned}
& -\frac{1}{N} \sum_{i=1}^N \sum_{t=1}^T \check{\varrho}_{ijt}'' \cdot (\hat{\mathbf{u}}_j^\top \hat{\mathbf{e}}_{it} - \mathbf{u}_j^{*\top} \mathbf{e}_{it}^*) \hat{\mathbf{e}}_{it} \\
&= -\frac{1}{N} \sum_{i=1}^N \sum_{t=1}^T \check{\varrho}_{ijt}'' \hat{\mathbf{e}}_{it} (\hat{\mathbf{e}}_{it} - \mathbf{e}_{it}^*)^\top \hat{\mathbf{u}}_j - \frac{1}{N} \sum_{i=1}^N \sum_{t=1}^T \check{\varrho}_{ijt}'' \hat{\mathbf{e}}_{it} \mathbf{e}_{it}^{*\top} (\hat{\mathbf{u}}_j - \mathbf{u}_j^*) \\
&= -\frac{1}{N} \sum_{i=1}^N \sum_{t=1}^T \check{\varrho}_{ijt}'' \mathbf{e}_{it}^* (\hat{\mathbf{e}}_{it} - \mathbf{e}_{it}^*)^\top \hat{\mathbf{u}}_j - \frac{1}{N} \sum_{i=1}^N \sum_{t=1}^T \check{\varrho}_{ijt}'' (\hat{\mathbf{e}}_{it} - \mathbf{e}_{it}^*) (\hat{\mathbf{e}}_{it} - \mathbf{e}_{it}^*)^\top \hat{\mathbf{u}}_j \\
& -\frac{1}{N} \sum_{i=1}^N \sum_{t=1}^T \check{\varrho}_{ijt}'' \mathbf{e}_{it}^* \mathbf{e}_{it}^{*\top} (\hat{\mathbf{u}}_j - \mathbf{u}_j^*) - \frac{1}{N} \sum_{i=1}^N \sum_{t=1}^T \check{\varrho}_{ijt}'' (\hat{\mathbf{e}}_{it} - \mathbf{e}_{it}^*) \mathbf{e}_{it}^{*\top} (\hat{\mathbf{u}}_j - \mathbf{u}_j^*). \tag{S.36}
\end{aligned}$$

It then follows from Lemma 8 and Theorem 5 that the first two terms on the RHS of (S.36) are  $O_P(N^{-1})$ , respectively. It is easy to show that the last two terms on the right of (S.36) are both  $o_P(\|\hat{\mathbf{u}}_j - \mathbf{u}_j^*\|)$ . Thus, we have

$$-\frac{1}{N} \sum_{i=1}^N \sum_{t=1}^T \check{\varrho}_{ijt}'' \cdot (\hat{\mathbf{u}}_j^\top \hat{\mathbf{e}}_{it} - \mathbf{u}_j^{*\top} \mathbf{e}_{it}^*) \hat{\mathbf{e}}_{it} = O_P(N^{-1}) + o_P(\|\hat{\mathbf{u}}_j - \mathbf{u}_j^*\|).$$

Next, it is easy to show that

$$\begin{aligned}
& \left\| \frac{1}{N} \sum_{i=1}^N \sum_{t=1}^T \check{\varrho}_{ijt}'''(\tilde{m}_{ijt}) (\hat{\mathbf{u}}_j^\top \hat{\mathbf{e}}_{it} - \mathbf{u}_j^{*\top} \mathbf{e}_{it}^*)^2 \hat{\mathbf{e}}_{it} \right\| \\
& \lesssim \|\hat{\mathbf{u}}_j - \mathbf{u}_j^*\|^2 \frac{1}{N} \sum_{t=1}^T |\check{\varrho}_{ijt}'''(\tilde{m}_{ijt})| + \frac{1}{N} \sum_{t=1}^T |\check{\varrho}_{ijt}'''(\tilde{m}_{ijt})| \cdot \|\hat{\mathbf{e}}_{it} - \mathbf{e}_{it}^*\|^2.
\end{aligned}$$

Therefore, from Theorem 5 and Lemma 5, we have

$$\frac{1}{N} \sum_{i=1}^N \sum_{t=1}^T \check{\varrho}_{ijt}'''(\tilde{m}_{ijt}) (\hat{\mathbf{u}}_j^\top \hat{\mathbf{e}}_{it} - \mathbf{u}_j^{*\top} \mathbf{e}_{it}^*)^2 \hat{\mathbf{e}}_{it} = O_P(N^{-1}). \tag{S.37}$$

Finally, combining all the results, we get

$$\Phi_{N,j}(\hat{\mathbf{u}}_j - \mathbf{u}_j^*) = -\frac{1}{N} \sum_{i=1}^N \sum_{t=1}^T \check{\varrho}'_{ijt} \mathbf{e}_{it}^* + o_P(\|\hat{\mathbf{u}}_j - \mathbf{u}_j^*\|) + O_P(N^{-1}).$$

By Assumption 6, we can show that

$$\Phi_{N,j} \rightarrow \Phi_j > 0 \text{ and } -\frac{1}{\sqrt{N}} \sum_{i=1}^N \sum_{t=1}^T \check{\varrho}'_{ijt} \mathbf{e}_{it}^* \xrightarrow{d} \mathcal{N} \left( 0, \lim_{N \rightarrow \infty} \frac{1}{N} \sum_{i=1}^N \sum_{t=1}^T E \left( (\check{\varrho}'_{ijt})^2 \right) \mathbf{e}_{it}^* \mathbf{e}_{it}^{*\top} \right). \quad (\text{S.38})$$

Thus, the desired result follows from (S.37) and (S.38) and the fact that

$$\lim_{N \rightarrow \infty} \frac{1}{N} \sum_{i=1}^N \sum_{t=1}^T E \left( (\check{\varrho}'_{ijt})^2 \right) \mathbf{e}_{it}^* \mathbf{e}_{it}^{*\top} = -\Phi_j.$$

For the general case where the additional assumptions for  $X$  in lemma 6 are not satisfied, we note that by similar arguments in the Normalization algorithm mentioned in Section B, there exists a  $(1 + p + p_z + K^*) \times (1 + p + p_z + K^*)$  matrix  $Q$  such that  $(\Gamma_1, X, Z_t, \Theta)Q^\top$  satisfies the conditions in Lemma 6. The corresponding estimates and values of  $U_r$  will be  $\hat{U}_r Q^{-1}$  and  $U_r^* Q^{-1}$  accordingly. Define

$$\Phi_{N,j}^Q = \frac{1}{N} \sum_{i=1}^N \sum_{t=1}^T E \left( \check{\varrho}''_{ijt} \right) Q \mathbf{e}_{it}^* \mathbf{e}_{it}^{*\top} Q^\top = Q \Phi_{N,j} Q^\top.$$

By the previous result, we have

$$\begin{aligned} \Phi_{N,j}^Q Q^{-1\top} (\hat{\mathbf{u}}_j - \mathbf{u}_j^*) &= -\frac{1}{N} \sum_{i=1}^N \sum_{t=1}^T \check{\varrho}'_{ijt} Q \mathbf{e}_{it}^* + o_P(\|\hat{\mathbf{u}}_j - \mathbf{u}_j^*\|) + O_P(N^{-1}), \text{ and thus} \\ \Phi_{N,j} (\hat{\mathbf{u}}_j - \mathbf{u}_j^*) &= -\frac{1}{N} \sum_{i=1}^N \sum_{t=1}^T \check{\varrho}'_{ijt} \mathbf{e}_{it}^* + o_P(\|\hat{\mathbf{u}}_j - \mathbf{u}_j^*\|) + O_P(N^{-1}) \end{aligned}$$



by straightforward calculations. This completes the proof of Theorem 6.

### D.3 Proof of Theorem 7

Recall that we defined  $M_t = (m_{ijt})$ , where  $m_{ijt} = \mathbf{u}_j^\top \mathbf{e}_{it}$ ,  $t = 1, \dots, T$ . With a little abuse of notation, for  $\Xi_{K_1} \in \mathcal{H}^{K_1}$  and  $\Xi_{K_2} \in \mathcal{H}^{K_2}$ , let

$$d(\Xi_{K_1}, \Xi_{K_2}) = \max_{t=1, \dots, T} \|M_{K_1, t} - M_{K_2, t}\|_F.$$

We further define the following functions for  $\Xi_K \in \mathcal{H}^K$  and the corresponding  $\mathbf{u}_{K,j}$ s and  $\boldsymbol{\theta}_{K,i}$ s:

$$\begin{aligned} w_{ij}(\mathbf{u}_{K,j}, \boldsymbol{\theta}_{K,i}) &= \rho_{ij}(\mathbf{u}_j^*, \boldsymbol{\theta}_i^*) - \rho_{ij}(\mathbf{u}_{K,j}, \boldsymbol{\theta}_{K,i}), \\ l_{NJ}^*(\Xi_K) &= \frac{1}{NJ} \sum_{i=1}^N \sum_{j=1}^J w_{ij}(\mathbf{u}_{K,j}, \boldsymbol{\theta}_{K,i}), \\ \bar{l}_{NJ}^*(\Xi_K) &= \frac{1}{NJ} \sum_{i=1}^N \sum_{j=1}^J E(w_{ij}(\mathbf{u}_{K,j}, \boldsymbol{\theta}_{K,i})), \\ \mathbb{W}_{NJ}(\Xi_K) &= l_{NJ}^*(\Xi_K) - \bar{l}_{NJ}^*(\Xi_K) = \frac{1}{NJ} \sum_{i=1}^N \sum_{j=1}^J (w_{ij}(\mathbf{u}_{K,j}, \boldsymbol{\theta}_{K,i}) - E(w_{ij}(\mathbf{u}_{K,j}, \boldsymbol{\theta}_{K,i}))). \end{aligned}$$

Following the proof of Bai and Ng (2002) and Chen et al. (2021), it suffices to show that for some  $\delta > 0$ ,

$$-l_{NJ}(\widehat{\Xi}_K) + l_{NJ}(\widehat{\Xi}_{K^*}) > \delta + o_P(1) \text{ for } K < K^*, \quad (\text{S.39})$$

$$-l_{NJ}(\widehat{\Xi}_K) + l_{NJ}(\widehat{\Xi}_{K^*}) = O_P(\min\{N, J\}^{-1}) \text{ for } K > K^*. \quad (\text{S.40})$$

**Proof of (S.39)** Suppose  $K < K^*$ . We can write

$$-l_{NJ}(\widehat{\Xi}_K) + l_{NJ}(\widehat{\Xi}_{K^*}) = l_{NJ}^*(\widehat{\Xi}_K) - l_{NJ}^*(\widehat{\Xi}_{K^*}) = \bar{l}_{NJ}^*(\widehat{\Xi}_K) + \mathbb{W}_{NJ}(\widehat{\Xi}_K) - l_{NJ}^*(\widehat{\Xi}_{K^*}).$$

By the arguments in the proof of Lemma 1, it can be shown that  $|\mathbb{W}_{NJ}(\widehat{\Xi}_K)| = o_P(1)$ .

Further, since  $|\boldsymbol{\rho}_{ij}(\mathbf{u}_j^*, \boldsymbol{\theta}_i^*) - \boldsymbol{\rho}_{ij}(\mathbf{u}_j, \boldsymbol{\theta}_i)| \lesssim \sum_{t=1}^T |\mathbf{u}_j^{*\top} \mathbf{e}_{it}^* - \mathbf{u}_j^\top \mathbf{e}_{it}|$ , it follows from Lemma 1 that

$$|l_{NJ}^*(\widehat{\Xi}_{K^*})| \lesssim \frac{1}{NJ} \sum_{i=1}^N \sum_{j=1}^J \sum_{t=1}^T |(\mathbf{u}_j^*)^\top \mathbf{e}_{it}^* - (\widehat{\mathbf{u}}_{K^*,j})^\top \widehat{\mathbf{e}}_{K^*,it}| \leq T \cdot d(\Xi^*, \widehat{\Xi}_{K^*}) = o_P(1).$$

Therefore, it remains to show that  $\bar{l}_{NJ}^*(\widehat{\Xi}_K) \geq \delta$ . By the arguments in Lemma 1, we can show that  $\bar{l}_{NJ}^*(\widehat{\Xi}_K) \gtrsim d^2(\widehat{\Xi}_K, \Xi^*)$ . Next, similar to the derivation of (S.9), we have

$$(NJ)^{-1/2} \|\widehat{\Theta}_K(\widehat{A}_K)^\top - \Theta^*(A^*)^\top\|_F \lesssim d(\widehat{\Xi}_K, \Xi^*).$$

Then, by the arguments in Lemma 2 of Chen et al. (2021), we have

$$\left\| \left[ I_J - \widehat{A}_K \left\{ (\widehat{A}_K)^\top \widehat{A}_K \right\}^{-1} (\widehat{A}_K)^\top \right] A^* \right\|_F / \sqrt{J} \lesssim d(\widehat{\Xi}_K, \Xi^*).$$

It then follows from the arguments of (A.34) to (A.37) in Chen et al. (2021) that (S.39) holds.

**Proof of (S.40)** Suppose  $K > K^*$ . we can write

$$-l_{NJ}(\widehat{\Xi}_K) + l_{NJ}(\widehat{\Xi}_{K^*}) = \mathbb{W}_{NJ}(\widehat{\Xi}_K) - \mathbb{W}_{NJ}(\widehat{\Xi}_{K^*}) + \bar{l}_{NJ}^*(\widehat{\Xi}_K) - \bar{l}_{NJ}^*(\widehat{\Xi}_{K^*}).$$

Similar to the proof of Lemma 3 and Theorem 5, we can show that for sufficiently small  $c$  and sufficiently large  $N$  and  $J$ , it holds that

$$E \left( \sup_{d(\Xi_K, \Xi^*) \leq c} |\mathbb{W}_{NJ}(\Xi_K)| \right) \lesssim \frac{c}{\min\{\sqrt{N}, \sqrt{J}\}}.$$

and  $d(\widehat{\Xi}_K, \Xi^*) = O_P(\min\{\sqrt{N}, \sqrt{J}\}^{-1})$ . It then follows that

$$\mathbb{W}_{NJ}(\widehat{\Xi}_K) = O_P(\min\{\sqrt{N}, \sqrt{J}\}^{-2}).$$

Similarly we can show that

$$\mathbb{W}_{NJ}(\widehat{\Xi}_{K^*}) = O_P(\min\{\sqrt{N}, \sqrt{J}\}^{-2}).$$

Finally, consider  $\bar{l}_{NJ}^*(\widehat{\Xi}_K) - \bar{l}_{NJ}^*(\widehat{\Xi}_{K^*})$ . By Taylor expansion and the fact that  $\exp(c)/(1 + \exp(c))^2$  is bounded above for  $c \in \mathbb{R}$ , it is easy to show that

$$|\bar{l}_{NJ}^*(\widehat{\Xi}_K)| \lesssim d^2(\widehat{\Xi}_K, \Xi^*) \text{ and } |\bar{l}_{NJ}^*(\widehat{\Xi}_{K^*})| \lesssim d^2(\widehat{\Xi}_{K^*}, \Xi^*).$$

The rest of the proof follows from the remaining arguments in the proof of Theorem 3 in Chen et al. (2021).

## D.4 Proof of consistency results for asymptotic variance

It suffices to show that for  $j = 1, \dots, J$ ,  $\|\widehat{\Phi}_j - \Phi_j\|_F = o_P(1)$ . Assume that Assumptions 1 to 10 hold. Note that

$$\begin{aligned}\widehat{\Phi}_j &= \frac{1}{N} \sum_{i=1}^N \sum_{t=1}^T r_{it} \rho''_{ijt}(\widehat{\mathbf{u}}_j^\top \widehat{\mathbf{e}}_{it}) \widehat{\mathbf{e}}_{it} \widehat{\mathbf{e}}_{it}^\top \\ &= \frac{1}{N} \sum_{i=1}^N \sum_{t=1}^T r_{it} \rho''_{ijt}(\widehat{\mathbf{u}}_j^\top \widehat{\mathbf{e}}_{it}) (\widehat{\mathbf{e}}_{it} \widehat{\mathbf{e}}_{it}^\top - \mathbf{e}_{it}^* \mathbf{e}_{it}^{*\top}) \\ &\quad + \frac{1}{N} \sum_{i=1}^N \sum_{t=1}^T r_{it} \left( \rho''_{ijt}(\widehat{\mathbf{u}}_j^\top \widehat{\mathbf{e}}_{it}) - \rho''_{ijt} \right) \mathbf{e}_{it}^* \mathbf{e}_{it}^{*\top} \\ &\quad + \frac{1}{N} \sum_{i=1}^N \sum_{t=1}^T r_{it} \rho''_{ijt} \mathbf{e}_{it}^* \mathbf{e}_{it}^{*\top}.\end{aligned}$$

For the first term,

$$\begin{aligned}\left\| \frac{1}{N} \sum_{i=1}^N \sum_{t=1}^T r_{it} \rho''_{ijt}(\widehat{\mathbf{u}}_j^\top \widehat{\mathbf{e}}_{it}) (\widehat{\mathbf{e}}_{it} \widehat{\mathbf{e}}_{it}^\top - \mathbf{e}_{it}^* \mathbf{e}_{it}^{*\top}) \right\|_F &\lesssim \frac{1}{N} \sum_{i=1}^N \sum_{t=1}^T \|\widehat{\mathbf{e}}_{it} \widehat{\mathbf{e}}_{it}^\top - \mathbf{e}_{it}^* \mathbf{e}_{it}^{*\top}\|_F \\ &\lesssim \frac{1}{N} \sum_{i=1}^N \|\widehat{\boldsymbol{\theta}}_i - \boldsymbol{\theta}_i^*\| \\ &= O_P(N^{-1/2})\end{aligned}$$

by Theorem 6. For the second term, we can show that

$$\begin{aligned}\frac{1}{N} \left\| \sum_{i=1}^N \sum_{t=1}^T r_{it} \left( \rho''_{ijt}(\widehat{\mathbf{u}}_j^\top \widehat{\mathbf{e}}_{it}) - \rho''_{ijt} \right) \mathbf{e}_{it}^* \mathbf{e}_{it}^{*\top} \right\|_F &\lesssim \frac{1}{N} \sum_{i=1}^N \sum_{t=1}^T |\widehat{\mathbf{u}}_j^\top \widehat{\mathbf{e}}_{it} - \mathbf{u}_j^{*\top} \mathbf{e}_{it}^*| \\ &\lesssim \frac{1}{N} \sum_{i=1}^N \sum_{t=1}^T (\|\widehat{\mathbf{e}}_{it} - \mathbf{e}_{it}^*\| + \|\mathbf{u}_j^* - \widehat{\mathbf{u}}_j\|) = O_P(N^{-1/2})\end{aligned}$$

by Theorem 6. Therefore, we have

$$\widehat{\Phi}_j - \Phi_{N,j} = O_P(N^{-1/2}) + \frac{1}{N} \sum_{i=1}^N \sum_{t=1}^T (r_{it} - E(r_{it})) \rho_{ijt}'' \mathbf{e}_{it}^* \mathbf{e}_{it}^{*\top} = O_P(N^{-1/2})$$

and consequently  $\|\widehat{\Phi}_j - \Phi_j\|_F = o_P(1)$  since  $\Phi_j = \lim_{N \rightarrow \infty} \Phi_{N,j}$ .