

Scale-dependent chirality as a smoking gun for Abelian gauge fields during inflation

Ogan Özsoy [‡], Alexandros Papageorgiou [‡], Matteo Fasiello [‡]

[‡] *Instituto de Física Teórica UAM-CSIC, c/ Nicolás Cabrera 13-15, 28049, Madrid, Spain*

Axion-inflation models are a compelling candidate as a mechanism behind the accelerated expansion in the early universe in light of the possibility to embed them in higher dimensional UV complete theories and the exciting prospect of testing them with next-generation cosmological probes. Adding an Abelian gauge sector to axion-inflation models makes for a rich, interesting, phenomenology spanning from primordial black holes to gravitational waves (GWs). Several recent studies employ an approximate analytic (Gaussian) template to characterize the effect of gauge field production on cosmological perturbations. In this work we go beyond such approximation and numerically study particle production and the ensuing scalar and tensor spectra. We find a significant deviation from results based on log-normally distributed vector field excitations. As an important phenomenological application of the improved method, we study the expected chirality and spectral index of the sourced GW background at scales relevant for current and next-generation GW detectors. One striking feature is that of a scale-dependent chirality. We derive a consistency relation between these two observables that can serve as an important tool in identifying key signatures of multi-field dynamics in axion inflation.

Contents

1	Introduction	1
2	Spectator axion-gauge field dynamics during inflation	3
2.1	Background dynamics	4
2.2	Revisiting vector field production by rolling spectator axions	5
3	Revisiting scalar and tensor perturbations sourced by the gauge fields	10
3.1	The power spectra of cosmological perturbations	11
4	Phenomenology at intermediate and small scales	13
4.1	Enhanced curvature power spectrum and PBHs	14
4.2	Chiral GW background from vector field sources	16
5	Discussion and Conclusions	22
A	Numerical recipes for vector field production	24
B	Scalar and tensor perturbations induced by the vector fields	25
	References	31

1 Introduction

A period of accelerated expansion in the very early universe can be readily implemented by means of a scalar field equipped with a sufficiently flat potential [1]. The most constraining data to date on the physics of inflation comes from observations at the largest scales, those of the CMB. The inflationary mechanism has been spectacularly successful in explaining how quantum fluctuations, magnified by the expansion, gave rise to the observed CMB temperature anisotropies and planted the seeds for those matter inhomogeneities that evolved into the cosmos we observe today. Remarkably, all the information gathered from cosmological probes still places only rather qualitative bounds on the microphysics of inflation. Key questions such as those on the nature of the inflationary particle content remain unanswered.

The unprecedented array of cosmological probes set to become operational in the next two decades holds the potential to address such fundamental questions. Probes of the cosmic microwave background such as CMB-S3 and later LiteBIRD and CMB-S4 will improve by almost two orders of magnitude existing bounds on primordial gravitational waves (PGW). Astronomical surveys (such as Euclid, LSST) will close in on the key observable for inflationary (self) interactions, the non-linear parameter f_{NL} , and in particular hit the target value $\sigma_{f_{\text{NL}}} \sim 1$, a crucial threshold vis-à-vis the single *vs* multi-field inflation dichotomy. Probes of the 21cm background promise an $\sigma_{f_{\text{NL}}}$ further improved by up to two orders of magnitude [2] down the line.

Perhaps the most exciting opportunities will be afforded by current and upcoming gravitational wave probes at intermediate and small scales. These have opened up an entire new window (spanning multiple decades in frequency!) on the physics of the early universe. Since LIGO

has become operational one may no longer assume a blank canvas for the PGW signal at small frequencies. Further important input is due to pulsar timing arrays. In this context one ought mention the possibility that the recently detected signal [3–6] in the nHz range may indeed be of primordial origin [4, 7–13]. In the space of a few years the canvas will be populated by the sensitivity curves of several pulsar timing array experiments and GW interferometers. Undoubtedly then, this is the ideal time to put our most compelling inflationary models to the test, focusing in particular on their the PGW spectrum.

In delivering the predictions associated to the inflationary paradigm, one may opt for different approaches. The top-down perspective seeks acceleration mechanisms that are embedded (or embeddable) in UV complete theories such as string theory. This serves as a powerful model selection criterion [14]. The complementary, bottom-up, approach is that familiar from effective field theory: a general Lagrangian is written down, compatible with the (putative) symmetries of the system and organised around increasingly irrelevant operators [15, 16]. Naturally, both approaches have born many fruits over the years. In this work we shall focus on axion-inflation models, characterized by axion-like particles (ALPs) that act as the inflaton field or populate hidden axion sector(s) of the inflationary Lagrangian.

There exist a rich literature on supergravity and string theory realizations of axion inflation [17, 18]. These constructions may very well comprise also gauge sectors coupled to axions via e.g. a Chern-Simons (CS) term. Although such generic particle content can be realized in string theory, the parameter space corresponding to testable GW signatures is most naturally obtained in the case of Abelian gauge fields [19–21]. This configuration is the subject of the present work. One should add that, already at the phenomenological level, axion inflation models posses compelling properties such as an approximate shift symmetry protecting the inflaton mass from large quantum correction thereby tackling the η problem. Coupling axions with gauge fields can make for interesting dynamics in the immediately post-inflationary phase [22, 23].

The most striking (as well as most general) observational features associated with the presence of a CS coupling are to be found in the GW sector. The corresponding GW spectrum may indeed exhibit a peak structure and non-trivial chirality of the signal. The position of the peak(s) depends on initial conditions as well as on the field content. An impressive number of upcoming GW probes are set to scan a wide frequency range (from nHz to at least kHz), making the prospect of detection of primordial GW ever more realistic. The chirality of the signal can be tested at large scales via $\langle BT \rangle$ and $\langle EB \rangle$ correlations [24, 25] and at small scales by (i) considering cross-correlation between different interferometers¹ [26]; and (ii) by means of the dipolar anisotropy induced by the motion of the solar system with respect to the cosmic rest frame [27].

As was recently shown in [28], in inflationary models that contain CS type axion-Abelian gauge field interactions, GW chirality can exhibit non-trivial frequency dependence. This is not due to the standard transition from the vacuum-dominated part of the signal to the range where the sourced contribution takes the lead, but rather to a more subtle non-linear effect in the 1-loop sourcing of the GW power spectrum. The blue-tilted part of a peak of the GW spectrum corresponds to a rapidly increasing gauge quanta production whose sourcing of primordial gravitational waves is nearly insensitive (see section 4.2) to the specific polarization. This is because the sourcing is

¹So that the combined effective geometry of the interferometer is non-planar.

dominated by large momenta gauge modes which do not discriminate the GW polarization they produce. For a nearly constant or decreasing rate of gauge quanta production the GW spectrum will instead receive the main contribution from the domain of the 1-loop phase-space integral that is most dependent on the polarization λ and will therefore exhibit the largest chirality.

The main purpose of this work is to explore this subtle effect for the case of spectator axions coupled to Abelian gauge fields and clarify how this effect is present already in the small back-reaction regime. Furthermore, we show how it can have important implications for the predicted chirality within reach of current and next generation GW detectors. We also compute the power spectrum of scalar perturbations² fully numerically, exploiting the numerical scheme of [28]. We use the numerical solutions for both tensor and scalar spectra as benchmarks to evaluate the validity of the semi-analytical WKB approximation commonly employed in analysing these scenarios (see also [30] for a recent study on cross-correlations).

In light of our findings, the notion that GW sourced via CS-coupled gauge fields are necessarily (maximally) chiral needs to be revisited. As we will show, in the Abelian case it is quite possible to have a slow build up in the chirality across several orders of magnitude in frequency. At the heart of this feature is the non-linear nature of GW sourcing via Abelian gauge modes. This mechanism being negligible in the non-Abelian scenario [19, 24, 29, 31–46], we identify scale-dependent chirality as smoking-gun signature of CS-coupled Abelian gauge fields during inflation.

This paper is organized as follows: in section 2 we briefly summarize the model under study. We give a detailed account of the WKB approximation which is the usual method employed to produce semi-analytic results for the power spectra and explain how the standard procedure can yield inaccurate results for the UV and IR tails of the total power spectra. We end the section by suggesting an alternative and improved approach, still within the WKB approximation scheme. In section 3 we tackle the power spectra using three levels of approximation. We use the fully numerical method as a benchmark and confront these results with the ones arising from the standard WKB procedure as well as our improved method introduced in section 2. Next, in section 4 we explore a few example scenarios whose signatures could be within reach of upcoming experiments. In this context, we establish a relationship between the tilt of the GW spectrum and its expected chirality. Finally, we show that our results and approximations are valid already in the small back-reaction regime. We offer our conclusions in 5. We present some technical details on the normalization of the modes in the improved WKB scheme in appendix A and expand on the fully numerical computation in appendix B.

2 Spectator axion-gauge field dynamics during inflation

In this section, we will briefly review the dynamics of the axion and gauge field sectors focusing on the vector field production resulting from the rolling of the axion. Our discussion will be based on and will build upon the models introduced in [47] and [48] which we will follow closely.

²In our computation we disregard the scalar perturbations of the metric, as typically done in the literature. This is justified in light of e.g. [29] which suggests that the metric perturbations only affect the sourced power spectrum for far smaller values of the particle production parameter than those we consider here.

We consider an inflationary Lagrangian with a hidden axion sector, U(1) gauge fields, along with a canonical inflaton sector, all minimally coupled to gravity [49]:

$$S = \int d^4x \sqrt{-g} \left[\frac{M_{\text{pl}}^2 R}{2} - \underbrace{\frac{1}{2}(\partial\phi)^2 - V_\phi(\phi)}_{\equiv \mathcal{L}_{\text{inflaton}}} - \underbrace{\frac{1}{2}(\partial\chi)^2 - V_\chi(\chi) - \frac{1}{4}F_{\mu\nu}F^{\mu\nu} + \mathcal{L}_{\text{int}}}_{\equiv \mathcal{L}_{\text{hidden}}} \right], \quad (2.1)$$

where ϕ is the inflaton and the spectator sector contains the axion-like particle χ . The dynamics of the Abelian vector field A_μ is described by the anti-symmetric gauge field strength tensor $F_{\mu\nu} \equiv \partial_\mu A_\nu - \partial_\nu A_\mu$. The axion enjoys an approximate shift symmetry and couples to the vectors through the leading-order dimension 5 operator which takes the form

$$\mathcal{L}_{\text{int}} = -\frac{\lambda\chi}{8f\sqrt{-g}} \epsilon^{\mu\nu\rho\sigma} F_{\mu\nu} F_{\rho\sigma}, \quad (2.2)$$

where f is the axion decay constant, λ is a dimensionless coupling constant and $\epsilon^{\mu\nu\rho\sigma}$ is the totally anti-symmetric symbol normalized as $\epsilon^{0123} = 1$.

2.1 Background dynamics

For the background evolution of the system we consider a regime where the hidden (spectator) sector fields provide only a sub-dominant contribution to the total energy density during inflation. This implies that (i) scalar field energy densities obey the hierarchy $\rho_\phi \gg \rho_\chi$, where $\rho_X = \dot{X}^2/2 + V_X(X)$, $X = \{\phi, \chi\}$, and (ii) gauge field fluctuations have no influence of the time evolution of the background $\rho_A \ll \rho_\chi$. Under these assumptions, and adopting the standard slow-roll hierarchy in the inflaton sector $\dot{\phi}^2/2 \ll V_\phi(\phi)$, the accelerated expansion is completely driven by the inflaton potential:

$$3H^2 M_{\text{pl}}^2 = \rho_\phi + \rho_\chi + \rho_A \quad \longrightarrow \quad 3H^2 M_{\text{pl}}^2 \simeq V_\phi(\phi). \quad (2.3)$$

A sufficiently flat V_ϕ can then support a long quasi-dS expansion. In what follows we will leave the potential V_ϕ unspecified as the details regarding the inflaton sector dynamics are rather secondary in determining our results. Working at leading order in the slow-roll expansion, we will treat the Hubble rate H as constant and denote the scale factor during inflation in conformal time as $a(\tau) = -1/(H\tau)$, with $-\infty < \tau \leq 0$.

Crucially, if the axion χ is displaced from its global minimum it can be dynamically active during inflation. In particular, we expect the potential U_χ to be sufficiently flat to allow slow-roll dynamics. In this work we will focus on two different axion potentials [47, 48]:

$$U_\chi(\chi) = \begin{cases} \Lambda^4 \left[1 - \cos\left(\frac{\chi}{f}\right) \right], & \text{(M1),} \\ \mu^3 \chi + \Lambda^4 \left[1 - \cos\left(\frac{\chi}{f}\right) \right] \quad \text{and} \quad \Lambda^4 \lesssim \mu^3 f & \text{(M2),} \end{cases} \quad (2.4)$$

where μ and Λ are parameters of mass-dimension one. The first model, **M1**, features a potential with a discrete shift symmetry just as in natural inflation [50], where the size of the axion modulations is set by Λ . In this scenario, the motion of the axion takes place in between the

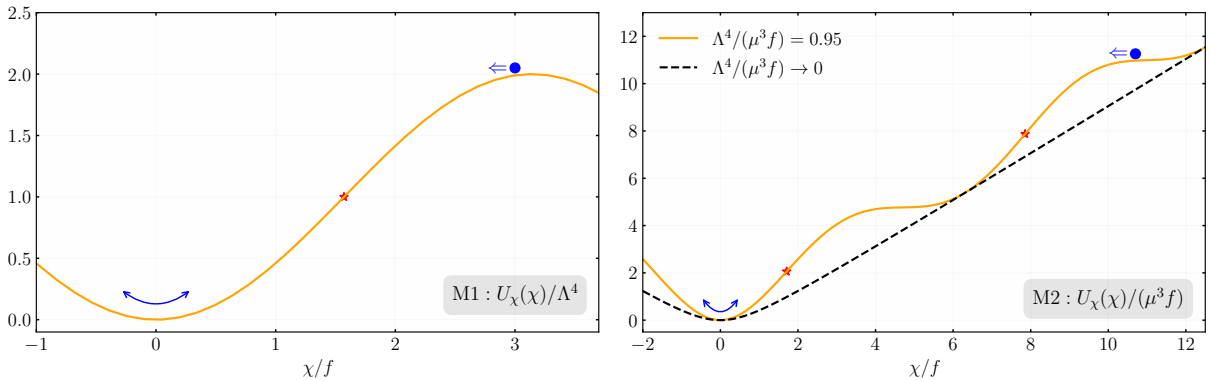


Figure 1. The shape of spectator axion potentials for M1 (left) and M2 (right). In both panels the red stars indicate the location of the inflection point(s) at which the slope of the potential $U'(\chi)$ and hence the background velocity $\dot{\chi}$ becomes maximal.

maximum ($\chi = \pi f$) and the minimum ($\chi = 0$) of the potential, so that for large and small field values (early and late times) the axion rolls with small velocities. However, $\dot{\chi}$ is relatively large at intermediate times such as when χ passes through an inflection point $\chi_* = \chi(t_*)$ with $U''_{\chi}(\chi_*) = 0$, where the slope of the potential $U'_{\chi}(\chi_*)$ becomes maximal.

In the second model, **M2**, the axion field range is extended via a linear term [51, 52] proportional to a soft symmetry breaking mass parameter μ . We assume that χ can scan the corresponding bumpy potential³ in the $\Lambda^4 \lesssim \mu^3 f$ regime. In the plateau-like region(s), and towards the global minimum ($\chi = 0$)⁴, the axion has very small velocity whilst it exhibits larger values when the slope of the potential $U'(\chi)$ becomes maximal at the cliff-like region(s), in particular at the inflection point(s) denoted by * in Fig. 1.

In the presence of the interaction in Eq. (2.2), the rolling axion can have a substantial influence on the behaviour of gauge field fluctuations during inflation. We will review these effects below and point here to the extensive literature on the subject [11, 21, 47, 48, 53–58]. We will now expand on the dynamics of the vector fluctuations in the presence of the Chern-Simons coupling in Eq. (2.2) and discuss the details of the particle production induced by the axion rolling down the potentials in Eq. (2.4).

2.2 Revisiting vector field production by rolling spectator axions

A dynamical axion $\chi(t)$ makes the CS term in Eq. (2.2) important in that in this case the interaction can no longer be treated as a total derivative contribution, but rather as a consequential term in the Lagrangian $\mathcal{L}_{\text{int}} \propto \epsilon^{\mu\nu\rho\sigma} \chi(t) \partial_{\mu}(A_{\nu}(\partial_{\rho} A_{\sigma}))$. In particular, provided that the axion obtains a non-trivial velocity profile $\dot{\chi} \neq 0$, the dispersion relation of the gauge fields A_{μ} is modified leading to a copious production of gauge quanta. To see this, we decompose the gauge field into

³In this work, by an appropriate choice of initial conditions and model parameters, we assume that χ traverses two step-like features on its potential before it settles to its global minimum.

⁴The roll of χ towards the global minimum can be captured by modifying the monomial term as $\mu^3 \chi \rightarrow \mu^3 f [\sqrt{1 + (\chi/f)^2} - 1]$, so that the axion potential (2.4) interpolates between $\mu^3 \chi$ and $(\mu^3/f) \chi^2$ from large to small field ($\chi/f \rightarrow 0$) values respectively.

its Fourier modes [59]

$$\hat{A}_i(\tau, \mathbf{x}) = \int \frac{d^3\mathbf{k}}{(2\pi)^{3/2}} e^{i\mathbf{k}\cdot\mathbf{x}} \sum_{\lambda=\pm} \epsilon_i^{(\lambda)}(\mathbf{k}) \hat{A}_\lambda(\tau, \mathbf{k}), \quad (2.5)$$

where

$$\hat{A}_\lambda(\tau, \mathbf{k}) = A_\lambda(\tau, k) \hat{a}_\lambda(\mathbf{k}) + A_\lambda^*(\tau, k) \hat{a}_\lambda(-\mathbf{k})^\dagger \quad (2.6)$$

and the polarization vectors ($\lambda = \pm$) obey

$$\begin{aligned} k_i \epsilon_i^{(\pm)}(\mathbf{k}) &= 0, & \epsilon_{ijk} k_j \epsilon_k^{(\pm)}(\mathbf{k}) &= \mp i |\mathbf{k}| \epsilon_i^{(\pm)}(\mathbf{k}), \\ \epsilon_i^{(\lambda)}(\mathbf{k}) \epsilon_i^{(\lambda')}(\mathbf{k})^* &= \delta^{\lambda\lambda'}, & \epsilon_i^{(\pm)}(\mathbf{k})^* &= \epsilon_i^{(\pm)}(-\mathbf{k}) = \epsilon_i^{(\mp)}(\mathbf{k}), \end{aligned} \quad (2.7)$$

together with the commutation relations $[\hat{a}_\lambda(\mathbf{k}), \hat{a}_{\lambda'}^\dagger(\mathbf{k}')] = \delta_{\lambda\lambda'} \delta(\mathbf{k} - \mathbf{k}')$. Using the decomposition (2.5) in the action (2.1), the mode functions of the vector field A_\pm satisfy

$$\partial_x^2 A_\pm + \left(1 \pm \frac{2\xi}{x}\right) A_\pm = 0, \quad \xi \equiv -\frac{\lambda \dot{\chi}}{2Hf}, \quad (2.8)$$

where we defined a dimensionless time variable $x \equiv -k\tau = k/(aH)$, as well as the effective dimensionless coupling ξ between the spectator axion and the gauge field. Without loss of generality, we work within the conditions $\xi > 0$ and $\dot{\chi} < 0$.

Notice from (2.8) that the dimension five operator in (2.2) introduces a time dependent mass in the dispersion relation of gauge modes, which changes sign depending on the sign of the polarization $\lambda = \pm$. Deep inside the horizon, the modes satisfying the $x = k/(aH) \gg 1$ condition remain in their vacuum configuration as the time dependent mass is negligible. However, as the modes stretch outside the horizon, the $\lambda = -$ modes acquire a tachyonic mass for $x \lesssim 2\xi$ and become amplified. It is clear from (2.8) that the production of gauge quanta is also sensitive to the velocity profile of the axion-like field which in general makes ξ time dependent. Thanks to the relatively simple form of the potentials in (2.4), analytic expressions for the velocity profile $\dot{\chi}$ and hence for the effective coupling ξ can be derived in the slow-roll regime, $\ddot{\chi} \ll 3H\dot{\chi}$. For typical field ranges⁵ dictated by the potentials in (2.4) ξ displays the following peaked profiles [47, 48]:

$$\xi(x) = \begin{cases} \frac{2\xi_*}{(x_*/x)^\delta + (x/x_*)^\delta}, & \delta \equiv \frac{\Lambda^4}{3H^2 f^2} \text{ and } \xi_* \equiv \frac{\lambda \delta}{2}, \text{ (M1)}, \\ \frac{\xi_*}{1 + \delta^2 \ln(x/x_*)^2}, & \delta \equiv \frac{\mu^3}{3H^2 f} \text{ and } \xi_* \equiv \lambda \delta, \text{ (M2)}, \end{cases} \quad (2.9)$$

where $x_* \equiv -k\tau_*$ is the time when the axion passes through the inflection point and ξ_* is the maximum value of the effective coupling at that point. The width of the time dependent peak in ξ is controlled by the dimensionless ratio δ which roughly characterises the mass of the axion at its global minimum, $\delta \approx m_\chi^2/H^2$. It follows that for a heavier axion (corresponding to larger δ) the restoring force towards the global minimum is larger and the axion traverses the inflection points

⁵This implies a single inflection point for the M1 model and one cliff-like region for M2.

faster, leading to sharper peak(s) in ξ . From this perspective, δ can be considered as a measure of the axion's acceleration, $\dot{\xi}/(\xi H) \simeq \ddot{\chi}/(\dot{\chi} H) \sim \delta$ as it rolls down on its potential. Note that consistency with the slow-roll approximation employed in deriving (2.9) requires that we limit our analysis to the $\delta \ll 3$ regime. We will adopt the value $\delta = 0.4$ when presenting our results.

Using the analytic forms (2.9) for the effective coupling in Eq. (2.8) does not allow one to obtain a closed form analytic solution for the vector modes for a general set of model parameter $\{\delta, \xi_*, x_*\}$ that parametrize the background evolution of the axion. This limitation notwithstanding, a solution for the enhanced vector mode A_- can be found using semi-analytic methods including the WKB approximation. The approximate solution models the time dependence of the axion velocity around the inflection points by means of a scale-dependent amplification of gauge modes in terms of a normalization factor which depends on the model parameters $N = N(\xi_*, x_*, \delta)$. In terms of N the growing solution describing the amplification in the vector mode functions can be written as

$$A_-(\tau, k) \simeq \frac{N(\xi_*, -k\tau_*, \delta)}{\sqrt{2k}} \left[\frac{-k\tau}{2\xi(\tau)} \right]^{1/4} \exp \left[-2E(\tau) \sqrt{-2\xi_* k \tau_*} \right], \quad \tau/\tau_* < 1, \quad (2.10)$$

where $E(\tau)$ is a model dependent function that asymptotes to zero at late times ($\tau \rightarrow 0$):

$$E(\tau) = \begin{cases} \frac{\sqrt{2}(\tau/\tau_*)^{(1+\delta)/2}}{(1+\delta)}, & \text{(M1)} \\ -\frac{\text{Ei}[\ln(\tau/\tau_*)/2]}{2\delta}, & \text{(M2)}, \end{cases} \quad (2.11)$$

where Ei is the exponential integral⁶. Note that the scale dependence of the solution (2.10) is a direct consequence of the time dependent mass of the mode functions which becomes maximally tachyonic at $\tau = \tau_*$ (at the inflection points) for modes that have a size roughly equal to the horizon size at this time, *i.e.* $x_* \sim \mathcal{O}(1)$. These modes exhibit the highest amplitude $N = N(\xi_*, x_*, \delta)$ as compared to the modes that satisfy $x_* \gg 1$ and $x_* \ll 1$.

In order to obtain the normalization factor, we work with fixed values of ξ_* and δ and numerically evaluate the mode equation of the vector fields in (2.8) using (2.9) for a grid of x_* values and match it to the WKB solution (2.10) (see Appendix A). A common practice at this stage is to fit the resulting $N = N(\xi_*, x_*, \delta)$ to a nice analytical log-normal form that was first introduced in [47]:

$$N(\xi_*, x_*, \delta) \simeq N^c[\xi_*, \delta] \exp \left(-\frac{1}{2\sigma^2[\xi_*, \delta]} \ln^2 \left(\frac{x_*}{q^c[\xi_*, \delta]} \right) \right), \quad (2.12)$$

where in this approximation, N^c , q^c and σ describe the peak amplitude, peak location and width of the produced gauge quanta. Using (2.12), one can obtain accurate fitting functions in terms of ξ_* at fixed δ .

⁶Note that for the M2 model, previous works (see *e.g.* [48, 57, 60]) use a different functional form for the argument $E(\tau)$ of the exponential in the gauge field mode function (2.10). In fact, the expression used for the argument in those works corresponds to the asymptotic $\tau/\tau_* \rightarrow 0$ limit of the expression we use in the second line of (2.11). In light of our findings for the fully numerical approach detailed in Appendix A, we also conclude that our approximate solution leads to more accurate results for the observables under scrutiny (see also section 4.).

	$\ln(N^c) \simeq$	$q^c \simeq$	$\sigma \simeq$
M1	$0.183 + 2.69 \xi_* + 0.0007 \xi_*^2$	$-0.062 + 0.660 \xi_* - 0.0007 \xi_*^2$	$1.67 - 0.234 \xi_* + 0.0144 \xi_*^2$
M2	$0.234 + 2.55 \xi_* - 0.0010 \xi_*^2$	$0.030 + 0.743 \xi_* - 0.0007 \xi_*^2$	$1.38 - 0.193 \xi_* + 0.0118 \xi_*^2$

Table 1. ξ_* dependence of the peak amplitude N^c , peak location q^c and width σ that parametrize the approximate log-normal form (eq. (2.12)) of the gauge field normalization factor. We pick $\delta = 0.4$ and $3 \leq \xi_* \leq 6.5$.

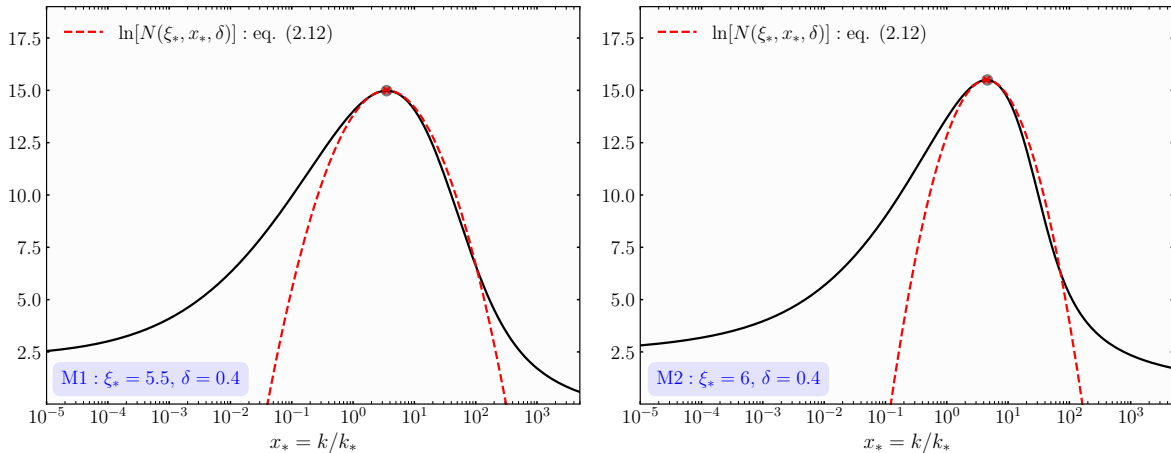


Figure 2. A comparison of the normalization factors, $\ln[N(\xi_*, x_*, \delta)]$, obtained with the WKB approximation of Eq. (2.10). The continuous black curve corresponds to the numerically obtained N . Red dashed lines account for another layer of approximation, namely that of Eq. (2.12).

Although this approach provides a convenient analytic form to parametrize the scale dependence of the enhanced mode functions, it does not fully capture the IR and UV behavior of the normalization function. To illustrate this, we plot in Fig. 2 a numerical fit for the normalization factor N vs the approximate log-normal form in Eq. (2.12) (see Table 1). Both the numerical and analytical fit are used within the WKB approximation scheme. It is clearly visible from the plots in Fig. 2 that the scale dependence obtained by means of the two different approaches is very similar in the vicinity of the maximum (marked with a black dot). However, away from the peak the two methods lead to considerably different profile for the normalization factor. In particular, N and, in turn, the amplitude of the gauge fields carry much more power in the IR ($x_* \ll q^c$) when the numerical route to calculate N is used as opposed to the standard analytic approach of Eq. (2.12).

The “IR/UV” asymmetry visible in Fig. 2 for the vector field amplitude stems from the fact that soft modes spend more time in the tachyonic regime compared to modes that satisfy $x_* = k/k_* \gg 1$ as they exit the horizon. This is in complete analogy with the enhancement of scalar entropy modes in scenarios comprising turns in field space during inflation [61]. The consequences on cosmological correlators stemming from the above findings are at the heart of the present work. Vector fields, amplified by the rolling axion, act as sources for the 1-loop scalar and tensor power spectra. It follows that the precise momentum dependence of the gauge quanta wave-function is crucial in accurately deriving the cosmological signal. Motivated by such

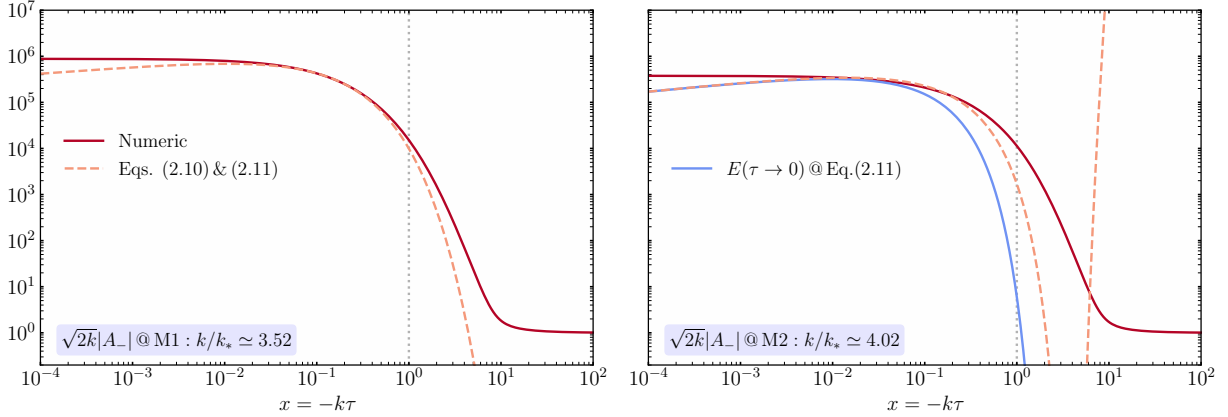


Figure 3. Time evolution (right to left) of the vector field mode functions obtained by numerical evaluation (solid) and WKB solution (dashed) using numerically calculated normalization function $N(\xi_*, k/k_*, \delta)$ in (2.10). The light blue curve for the M2 model is obtained via the WKB solution using the asymptotic limit $\tau \rightarrow 0$ of (2.11) corresponding to the solution used in [48, 57, 62]. In both plots we take $\xi_* = 5.5$ and $\delta = 0.4$.

considerations, we will go beyond the WKB approximation undertaken in this section and provide a fully numeric approach, using the techniques of [28], to compute the mode evolution of the vector fields (see Appendix A) and the resulting cosmological signals (see Appendix B).

Before moving on to the observables, we find it useful to compare the accuracy of the WKB solution for the gauge wave-function in Eq. (2.10) to the fully numerical solution obtained by solving Eqs. (2.8) and (2.9) (see also Appendix A). In Fig. 3 we plot the evolution of the maximally enhanced vector modes. The amplification of the U(1) field – manifest already inside the horizon for $x \lesssim \mathcal{O}(10)$ – is shown by the solid lines. The solution obtained via the WKB scheme (see Eqs. (2.10) and (2.11)) with the numerically obtained normalization N is represented by the dashed lines. We observe that for the M1 model, the WKB solution captures the particle production effects in the gauge sector fairly well for the domain where most of the amplifications takes place $10^{-2} \lesssim x \lesssim \mathcal{O}(1)$. On the other hand, the WKB solution in the M2 model performs worse within the same time domain⁷.

Both tensor and scalar fluctuations are sourced non-linearly by gauge fields so that one can expect the ability of the WKB approximation to approach the fully numerical result in the M1 *vs* M2 model to be reflected also at the level of the power spectra (see section 3). As we will show (see section 4), the accuracy gap between the WKB and the fully numerical solutions will be more prominent in the case of the scalar spectrum. Scalar fluctuations are indeed more sensitive than tensors to the time evolution of the vector field in the key time domain where the bulk of the gauge modes production takes place (see Appendix B).

⁷The sudden growth for the WKB solution in M2 is unphysical. This is remedied by introducing a cut-off procedure when computing cosmological correlators sourced by vector fields (see Appendix B).

3 Revisiting scalar and tensor perturbations sourced by the gauge fields

In the spectator axion models we are considering, the impact of the vector field production on the visible scalar and tensor fluctuations arise through gravitational interactions [49, 63, 64]. Below, we will briefly review below the impact of gauge fields on these fluctuations.

Tensor perturbations. To study the sourcing of tensor perturbations by amplified gauge fields, we focus on the transverse traceless metric perturbation $g_{ij} = a^2(\tau)[\delta_{ij} + \hat{h}_{ij}(\tau, \vec{x})]$ and decompose it into circularly polarized states $\lambda = \pm$ in Fourier space as $\hat{h}_\lambda(\tau, \vec{k}) = \Pi_{ij,\lambda}(\vec{k}) \hat{h}_{ij}(\tau, \vec{k})$ where $\Pi_{ij,\lambda}$ is the polarization tensor obeying $\hat{k}_i \Pi_{ij,\lambda}(\vec{k}) = 0$, $\Pi_{ij,\lambda}^* \Pi_{ij,\lambda'} = \delta_{\lambda\lambda'}$ and $\Pi_{ij,\lambda}^*(\vec{k}) = \Pi_{ij,-\lambda}(\vec{k}) = \Pi_{ij,\lambda}(-\vec{k})$. Expanding the action (2.1) up to third order in gauge field and metric fluctuations, one obtains for the graviton polarization states h_λ [49]:

$$\left(\partial_\tau^2 + k^2 - \frac{2}{\tau^2}\right)(a\hat{h}_\lambda) = -\frac{2a^3}{M_{\text{pl}}^2} \Pi_{ij,\lambda}(\vec{k}) \int \frac{d^3x}{(2\pi)^{3/2}} e^{-i\vec{k}\cdot\vec{x}} \left[\hat{E}_i \hat{E}_j + \hat{B}_i \hat{B}_j\right] \quad (3.1)$$

where we defined dark ‘‘electric’’ and ‘‘magnetic’’ fields $\hat{E}_i(\tau, \vec{x}) = -a^{-2} \hat{A}'_i(\tau, \vec{x})$, $\hat{B}_i = a^{-2} \epsilon_{ijk} \partial_j \hat{A}_k$ in a flat FLRW universe, in analogy with standard electromagnetism.

Scalar perturbations. The role of particle production in sourcing the (scalar) curvature perturbation ζ is indirect and mediated by the spectator axion.

The action (2.1) does not include direct couplings between the axion and the inflaton ϕ . However, integrating out the non-dynamical scalar metric fluctuations, namely the lapse δN and the shift N^i (i.e. solving the constraint equations), results in a mass mixing between the inflaton $\delta\phi$ and spectator axion $\delta\chi$ fluctuations. It follows then that gauge fields affect curvature fluctuations⁸ via $A^2 \rightarrow \delta\chi \rightarrow \delta\phi \rightarrow \zeta$. Let us now focus on how gauge fields source the axion scalar fluctuation $\delta\chi$,

$$\left(\frac{\partial^2}{\partial\tau^2} + k^2 - \frac{2}{\tau^2}\right)(a\delta\hat{\chi}) \simeq \frac{a^3\lambda}{f} \int \frac{d^3x}{(2\pi)^{3/2}} e^{-i\vec{k}\cdot\vec{x}} \hat{E}_i(\tau, \vec{x}) \hat{B}_i(\tau, \vec{x}). \quad (3.2)$$

Equipped with the inhomogeneous solution for $\delta\chi$ in (3.2), one then arrives at $\delta\phi$ via the relation

$$\left(\frac{\partial^2}{\partial\tau^2} + k^2 - \frac{2}{\tau^2}\right)(a\delta\hat{\phi}) \simeq 3a^2 \frac{\dot{\phi}\dot{\chi}}{M_{\text{pl}}^2} (a\delta\hat{\chi}), \quad (3.3)$$

which has also been obtained after solving the constraint equations. The particular solutions to Eq. (3.1) and Eqs. (3.2)-(3.3) account for an additional source of tensor and scalar fluctuations besides the vacuum fluctuations *i.e.* those corresponding to the homogeneous solution to Eqs. (3.1) and (3.3). Sourced and vacuum contributions are statistically uncorrelated and hence can be simply added when calculating key observables such as the total scalar and tensor power spectra.

⁸Note that in principle ζ could also obtain a direct contributions from $\delta\chi$ and gauge quanta. In this work we will consider a spectator axion that rolls down to its minimum long before the end of inflation (see section 2.1) so that the contribution of $\delta\chi$ to ζ is negligible at late times [47, 64]. The contribution from gauge fields is roughly proportional to the absolute value of Poynting vector, $a|\vec{S}| = a|\vec{E} \times \vec{B}|$ which is also negligible at late times when the particle production saturates at super-horizon scales and the resulting electromagnetic fields decay as $\vec{E}, \vec{B} \sim a^{-2}$ [48]. One can therefore safely employ the standard relation $\zeta = -H\delta\phi/\dot{\phi}$ in what follows.

$\{i, j\}$	$\ln(f_{i,j}^c) \simeq$	$x_{i,j}^c \simeq$	$\sigma_{i,j} \simeq$
$\{2, -\}$	$-7.56 + 9.50 \xi_* + 0.0652 \xi_*^2$	$2.37 + 0.949 \xi_* + 0.0106 \xi_*^2$	$0.78 - 0.091 \xi_* + 0.0054 \xi_*^2$
$\{2, +\}$	$-13.33 + 9.43 \xi_* + 0.0705 \xi_*^2$	$1.03 + 0.425 \xi_* + 0.0058 \xi_*^2$	$0.87 - 0.074 \xi_* + 0.0045 \xi_*^2$
$\{2, \zeta\}$	$-6.67 + 9.50 \xi_* + 0.0639 \xi_*^2$	$1.44 + 0.662 \xi_* + 0.0024 \xi_*^2$	$0.85 - 0.087 \xi_* + 0.0055 \xi_*^2$
$\{2, -\}$	$-9.89 + 9.47 \xi_* + 0.0254 \xi_*^2$	$3.47 + 0.805 \xi_* + 0.0293 \xi_*^2$	$0.58 - 0.058 \xi_* + 0.0032 \xi_*^2$
$\{2, +\}$	$-15.91 + 9.46 \xi_* + 0.0267 \xi_*^2$	$1.48 + 0.396 \xi_* + 0.0105 \xi_*^2$	$0.71 - 0.046 \xi_* + 0.0028 \xi_*^2$
$\{2, \zeta\}$	$-10.16 + 9.70 \xi_* + 0.0120 \xi_*^2$	$2.71 + 0.466 \xi_* + 0.0210 \xi_*^2$	$0.65 - 0.050 \xi_* + 0.0031 \xi_*^2$

Table 2. ξ_* dependence of peak height, width and the location of the Gaussian template (3.8) in the Models M1 (top three rows) and M2 (bottom three row) for $\delta = 0.4$ and $3 \leq \xi_* \leq 6.5$.

3.1 The power spectra of cosmological perturbations

We use $\hat{\mathcal{X}}$ as a placeholder for curvature and GW fluctuations, $\hat{\mathcal{X}} = \{\hat{\zeta}, \hat{h}_\pm\}$. Each will receive a vacuum and a sourced contribution so that $\hat{\mathcal{X}} = \hat{\mathcal{X}}^{(v)} + \hat{\mathcal{X}}^{(s)}$. We define the corresponding power spectra as

$$\begin{aligned} \langle \hat{\zeta}(\mathbf{k}) \hat{\zeta}(\mathbf{k}') \rangle &\equiv \delta(\mathbf{k} + \mathbf{k}') \frac{2\pi^2}{k^3} \mathcal{P}_\zeta(k), \\ \langle \hat{h}_\lambda(\mathbf{k}) \hat{h}_{\lambda'}(\mathbf{k}') \rangle &\equiv \delta_{\lambda\lambda'} \delta(\mathbf{k} + \mathbf{k}') \frac{2\pi^2}{k^3} \mathcal{P}_\lambda(k). \end{aligned} \quad (3.4)$$

The origin of the vacuum and sourced part of perturbations are different and so they are statistically uncorrelated. The total power spectra can then be simply obtained by the sum of vacuum and sourced auto-correlators as

$$\mathcal{P}_\zeta(k) = \mathcal{P}_\zeta^{(v)}(k) + \mathcal{P}_\zeta^{(s)}(k), \quad \mathcal{P}_h(k) = \sum_{\lambda=\pm} \mathcal{P}_\lambda(k) = \sum_{\lambda=\pm} \mathcal{P}_\lambda^{(v)}(k) + \mathcal{P}_\lambda^{(s)}(k) \quad (3.5)$$

where the vacuum contributions are given by the standard expressions:

$$\mathcal{P}_\zeta^{(v)} = \frac{H^2}{8\pi^2 \epsilon_\phi M_{\text{pl}}^2}, \quad \mathcal{P}_h^{(v)} \equiv \sum_{\lambda=\pm} \mathcal{P}_\lambda^{(v)}(k) = \frac{2H^2}{\pi^2 M_{\text{pl}}^2}, \quad (3.6)$$

and we defined $\epsilon_\phi \equiv \dot{\phi}^2 / (2H^2 M_{\text{pl}}^2)$ as the slow-roll parameter controlled by the inflaton sector. The sourced power spectra in (3.5) inherit the scale dependence of gauge fields which in this context can be parametrized as (see Appendix B) [47],

$$\begin{aligned} \mathcal{P}_\zeta^{(s)}(k) &= \left[\epsilon_\phi \mathcal{P}_\zeta^{(v)}(k) \right]^2 \sum_i f_{2,\zeta}^{(i)} \left(\xi_*, \frac{k}{k_*}, \delta \right), \\ \mathcal{P}_\pm^{(s)}(k) &= \frac{\left[\mathcal{P}_h^{(v)}(k) \right]^2}{256} \sum_i f_{2,\pm}^{(i)} \left(\xi_*, \frac{k}{k_*}, \delta \right), \end{aligned} \quad (3.7)$$

where the summation over i denotes contributions from each possible particle production site as the axion rolls down its potential (2.4) towards the global minimum (see Fig. 1). For the

M1 model the sum is over only one such region, whilst there are two of them in the **M2** case (see section 2.1). The function f_2 fully characterizes the effect of particle production and its underlying dependence on the dynamics of the spectator axion. In particular, for fixed axion acceleration δ , the amplitude of the power spectra in (3.7) is controlled by the maximal value of the effective coupling ξ_* while the scale dependence $x_* = k/k_*$ depends on the underlying vector field fluctuations.

We would now like to expand on the two different approaches discussed in section (2.2) for the computation of $f_{2,j}$. The standard practice for the computation is to employ the approximate log-normal form of the vector field normalization within the WKB solution (2.10). This is done in order to fit the scale dependence of the resulting correlator for different effective coupling values ξ_* (see *e.g.* [47] and [48]). Such procedure results in a log-normal distribution for $f_{2,j}$

$$f_{2,j} \left(\xi_*, \frac{k}{k_*}, \delta \right) \simeq f_{2,j}^c [\xi_*, \delta] \exp \left[-\frac{1}{2\sigma_{2,j}^2 [\xi_*, \delta]} \ln^2 \left(\frac{k}{k_* x_{2,j}^c [\xi_*, \delta]} \right) \right]. \quad (3.8)$$

However, as anticipated in section 2.2, this approach leads to inaccurate results since the true profile (see the black curve in Fig. 2) of gauge field fluctuations is considerably different from the Gaussian approximation presented in (2.12). In Fig. 4 we underscore this fact by comparing the scale dependence of $f_{2,j}$ in both approaches using a representative choice of the model parameters. It is clear that, although the Gaussian form (3.8) fits the numerical result in the WKB approach very well in the vicinity of the peaks, it fails to accurately capture especially the IR behavior. Another important lesson we learn from Fig. 4 is the suppression of the net chirality of tensor modes in the IR, where the solid curves in the left panels overlap. This is a consequence of the fact that the phase space for the production of soft tensor modes from an enhanced net $\lambda = -$ vector is dominated by large wavelength modes which are insensitive to the chirality of the gravitational waves produced, as emphasized in [28] (See *e.g.* their Appendix E).

The results derived in this section have potentially important phenomenological implications. First of all, if the rolling of the axion occurs sufficiently early during inflation, it can generate an observable chiral GW background that dominates over the vacuum at CMB scales. This opens up the possibility of testing even a relatively low scale realization of inflation [47, 48]. However, the amplitude of the sourced GW signal is constrained by the well-established bounds on the scalar perturbations: these can be quite large given that they are sourced by the very same mechanism that generates tensor perturbations (see *e.g.* [47, 62]). It becomes then crucial to fully characterize sourced tensor perturbations at large scales focusing on observables sensitive to the chirality (*e.g.* TB, EB, BBB) of the signal [65, 66], as well as the scale dependence and amplitude of scalar perturbations (*e.g.* TT, TTT, TBB, EBB, BTT, BEE) [47, 57].

Interestingly, various axion-gauge field models have sufficient freedom in their field and parameter space to support striking features in the power spectra at intermediate and/or small scales. These corresponds to the bulk of the axion's displacement taking place during the late stages of inflation. The ensuing possibilities include the production of primordial black holes [60] along with the direct and indirect (*e.g.* scalar-induced) production of a stochastic GW background at interferometer scales [54, 55, 67]. The amplitude and shape of these signals is naturally very

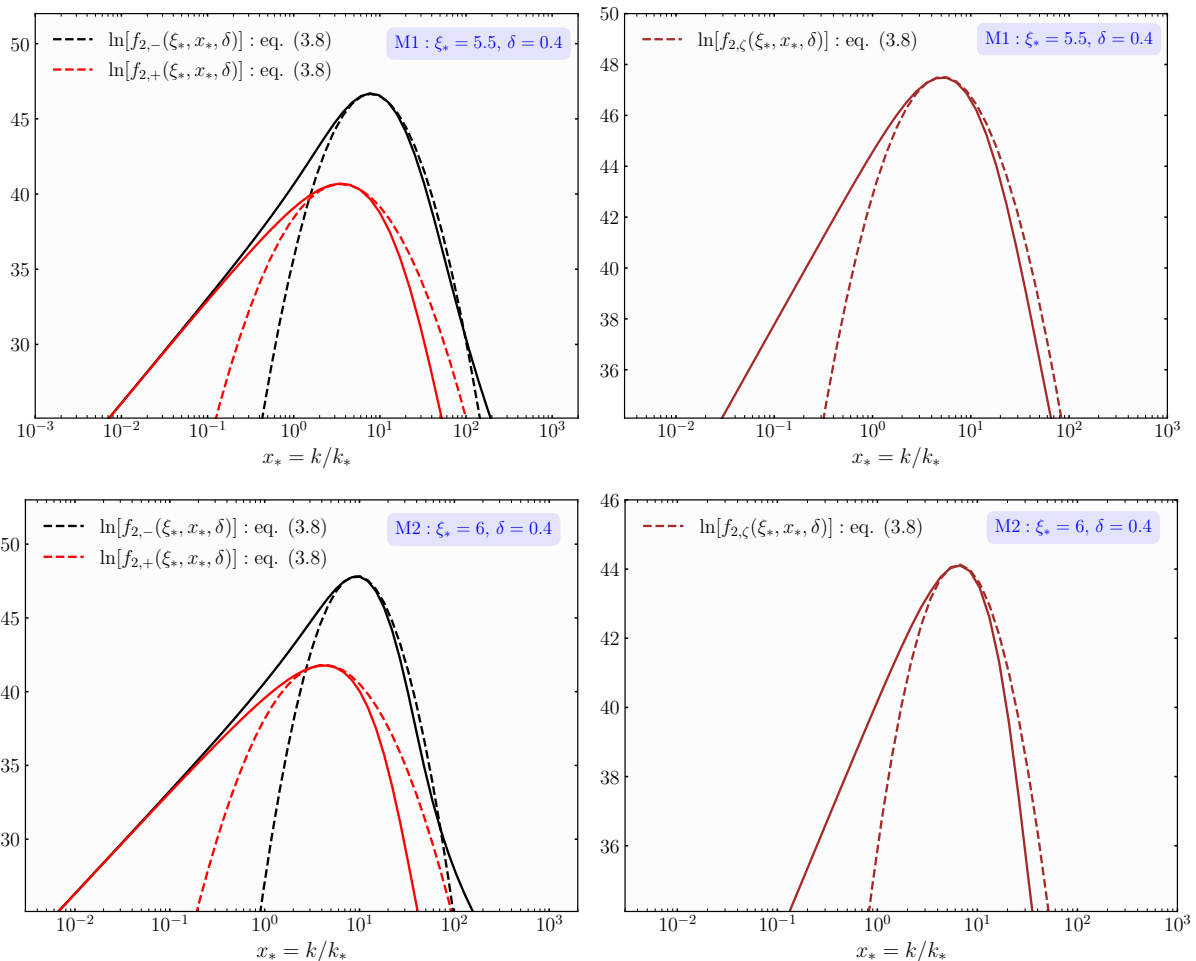


Figure 4. Sourced contributions $f_{2,j}$ (solid curves) for the power spectra of tensor $j = \pm$ (left) and scalar $j = \zeta$ (right) perturbations for the Model M1 (top) and M2 (bottom). Dashed curves represent the Gaussian fitting form in (3.8) where Table 2 is utilized.

sensitive to the underlying vector sources which, in turn, are regulated by the rolling axion dynamics. In the next section, we will focus on scalar and tensor perturbations relevant for PBH physics and on the generation of stochastic GW backgrounds at interferometer scales.

4 Phenomenology at intermediate and small scales

Armed with the results obtained for the 2-point cosmological correlators in the previous section, we are now in a position to dive into the phenomenological implications of the axion-gauge field dynamics during inflation.

In what follows we shall assume that the spectator axion reaches its maximal velocity (and, correspondingly, its leading effect on the observables) far after the time when CMB scales exit the horizon. It follows that the dominant contribution to the scalar and tensor spectra at large scales will be due to vacuum fluctuations. Compliance with CMB observations [68] then places constraints on the inflaton potential $V_\phi(\phi)$. In this work we shall be agnostic about the explicit

form of the potential whilst ensuring that the slow-roll parameters of the model lead to a scalar power spectrum and spectral tilt that are fully compatible with CMB measurements.

We take $r(k_{\text{cmb}}) = 0.03$, close to the current limits by Planck and BICEP/Keck Array data [69, 70]. Enforcing the consistency relation $r = 16\epsilon_\phi = -8n_t$ at CMB scales then allows us to fix the inflaton slow-roll parameter⁹ and the tensor tilt as $\epsilon_\phi = 1.875 \times 10^{-3}$ and $n_t = -3.75 \times 10^{-3}$. The Planck results provide the scalar tensor tilt and the amplitude as $n_s - 1 \simeq 0.035$ and $\mathcal{P}_\zeta(k_{\text{cmb}}) \equiv \mathcal{A}_s \simeq 2.1 \times 10^{-9}$ [68]. Combining these bits of information provides the overall amplitude and scale dependence of the vacuum power spectra:

$$\mathcal{P}_\zeta^{(v)}(k) = \mathcal{A}_s \left(\frac{k}{k_{\text{cmb}}} \right)^{n_s-1}, \quad \mathcal{P}_h^{(v)} = r(k_{\text{cmb}}) \mathcal{A}_s \left(\frac{k}{k_{\text{cmb}}} \right)^{n_t}, \quad (4.1)$$

where the CMB pivot scale is given by $k_{\text{cmb}} = 0.05 \text{ Mpc}^{-1}$. In the rest of this section, we will utilize (4.1) with the above parameter choices in order to explore the phenomenological implications of axion-gauge field dynamics during inflation.

Moving the focus on to the sourced contributions to the power spectra, the location of the peak(s) depends on the time N_* (the variable N counts the number of e-folds before the end of inflation) at which the axion's velocity becomes maximal. In particular, the scale that exits the horizon at this time $k_* = a(N_*)H(N_*)$ is as a free parameter that characterizes the scale dependence of the signal produced by the inverse decay of the vector fields. To fix k_* , we will assume that the axion is at its inflection point at $N_* = 31$ for the M1 model. In the case of the M2 model the axion will go through two inflection points corresponding to $N_* = 44$ and $N_* = 22$ and eventually settle to the minimum, long before the end of inflation. We will start our discussion from scalar perturbations.

4.1 Enhanced curvature power spectrum and PBHs

The total scalar power spectrum in the model(s) we consider is given by

$$\mathcal{P}_\zeta(k) = \mathcal{A}_s \left(\frac{k}{k_{\text{cmb}}} \right)^{n_s-1} \left[1 + \epsilon_\phi^2 \mathcal{A}_s \left(\frac{k}{k_{\text{cmb}}} \right)^{n_s-1} \sum_i f_{2,\zeta}^{(i)} \left(\xi_*, \frac{k}{k_*}, \delta \right) \right], \quad (4.2)$$

where again the summation inside the square parenthesis is optional for the (**M2**) model, depending on whether the axion-like field probes multiple cliff-like regions before it settling down to its minimum. Following the procedures described in detail in Appendix A and B we compute the scale dependent contribution $f_{2,\zeta}$ to the power spectrum both in the WKB approximation and fully numerically.

The profile of the total power spectrum for representative parameter choices ($\{\xi_*, \delta\}$) is shown in Fig. 5. As can be anticipated from our discussion in the previous section, the total power spectrum computed using log-normal fitting functions for the vector amplitude (2.12) can accurately model the spectrum computed via numerically fitted $N(\xi_*, x_*, \delta)$ only in the very close vicinity of the peak. In particular, when obtained via numerically fitted N , the sourced scalar power spectrum

⁹Neglecting higher orders in slow-roll, we assume that ϵ_ϕ remains fixed throughout inflation.

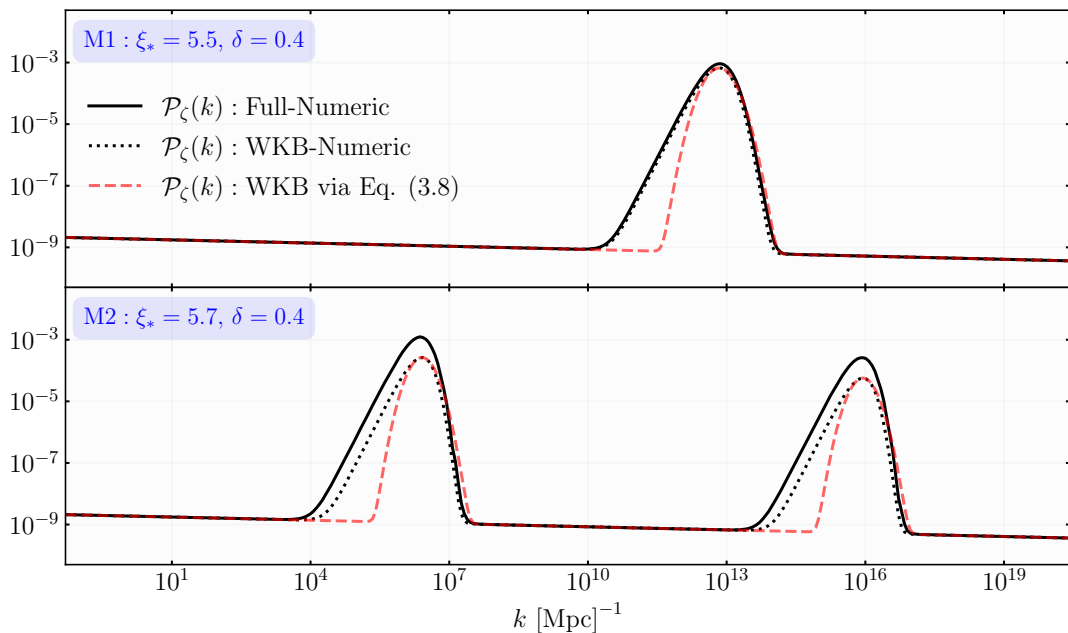


Figure 5. Total power spectrum of the curvature perturbation within three different approximations we are undertaking: Fully numeric (solid), numerically fitted normalization factor $N(\xi_*, x_*, \delta)$ (dotted) and the corresponding signal using the Gaussian fitting form (2.12) in the WKB approximation (2.10) to gauge mode functions.

exhibits significantly larger power in the IR away from the peak and has a sharper drop in the UV as compared to result obtained using Eq. (2.12).

We also carry out fully numerical computations for the spectra (see Appendix A and B). These are then used as the benchmark with respect to which we evaluate the two approximations presented above. In the case of the scalar power spectrum of the M1 model, results obtained by employing the numerically fitted $N(\xi_*, x_*, \delta)$ within the WKB method are in very good agreement with the fully numerical calculation in terms of both the shape and peak amplitude. This is clear upon inspecting the top panel of Fig. 5. In the case of the M2 model, the same approximation matches (up to an $\mathcal{O}(1)$ factor) the overall amplitude of the benchmark result. In light of our discussion in section 2.2, these results are not surprising: the WKB solution (2.10) with (2.11) tends to underestimate the amplitude of the gauge modes (see Fig. 3) in the M2 model, in particular in the time domain where the bulk of the enhancement takes place.

The inflationary models we study in this work, have been shown to produce PBH when the large fluctuations generated at small scales re-enter the horizon [48, 54]. Needless to say, PBH production is extremely sensitive to the spectral shape of the scalar power spectrum [71, 72]. This highlights the importance of our result: a numerical approach to (at least) the normalization factor N of the gauge field wavefunction is necessary to deliver an accurate result for the scalar (and tensor) power spectrum and the ensuing PBH production. Given that the PBH distribution depends also on other important factors such as higher order statistic of the curvature perturbations [55, 73], we leave a detailed calculations on the PBH abundance that takes into account our new results to future work.

Another interesting phenomenological consequence PBH forming inflationary models is the inevitable production of a stochastic gravitational wave (GW) background [74, 75]. The enhanced spectrum of curvature fluctuations required to produce PBHs acts also as a GW source [76]. The characterization of such GW background (see *e.g.* [77–80]) along with the properties of its scalar sources (see *e.g.* [55, 81]) is an important avenue for testing inflationary models such the ones we study in the present work. We do not pursue this path here as typically the scalar-induced GW signal is overshadowed by the GW production due to vector fields [55]. We refer the interested reader to [82] for a recent comprehensive review on scalar-induced GW backgrounds. In the next section, we focus on the GW background due to the excited gauge quanta of section 3.

4.2 Chiral GW background from vector field sources

As mentioned at the beginning of this section, in the presence of particle production events that arise as a result of axion-gauge field dynamics, the total tensor power spectrum can be written as

$$\mathcal{P}_h(k) = r(k_{\text{cmb}}) \mathcal{A}_s \left(\frac{k}{k_{\text{cmb}}} \right)^{n_t} \left[1 + \frac{r(k_{\text{cmb}}) \mathcal{A}_s}{256} \left(\frac{k}{k_{\text{cmb}}} \right)^{n_t} \sum_i \sum_{\lambda=\pm} f_{2,\lambda}^{(i)} \left(\xi_*, \frac{k}{k_*}, \delta \right) \right], \quad (4.3)$$

where, in full compliance with CMB constraints, we shall take $n_t = 3.75 \times 10^{-3}$, $\mathcal{A}_s \simeq 2.1 \times 10^{-9}$, $r(k_{\text{cmb}}) = 0.03$ with $k_{\text{cmb}} = 0.05 \text{ Mpc}^{-1}$. Using Eq. (4.3) one may readily obtain

$$\Omega_{\text{gw}}(k) h^2 \equiv \left(\Omega_{\text{gw}}^{(+)}(k) + \Omega_{\text{gw}}^{(-)}(k) \right) h^2 = \frac{\Omega_{r,0} h^2}{24} \mathcal{P}_h(k), \quad (4.4)$$

with $\Omega_{r,0} h^2 \simeq 4.2 \times 10^{-5}$ is the radiation density today. In Fig. 6 we present the GW background (4.4) in the frequency $f = k/2\pi$ domain relevant for current and forthcoming GW probes for the two scenarios we have been studying. In these plots, solid and dashed curves refers to the fully numeric approach whereas dotted lines correspond to the GW signal obtained by adopting the WKB approximated gauge mode functions.

One can see from both panels in Fig. 6 that the asymmetrical shape of the total GW spectrum around the peak of the signal is in accordance with the expectations outlined in section (2.2). Gauge field fluctuations have a milder amplification for modes that exit the horizon before the axion reaches the inflection point(s) of its potential. This property is inherited by the tensor perturbations for scales that precedes the peak(s) of the signal. Importantly, at such frequencies left and right polarization of the sourced GWs have a similar amplitude as clear from Fig. 6.

These results differ significantly from the GWs spectrum obtained using the Gaussian fitting form (2.12) in the gauge mode function (2.10) (see Fig. 4) as is typically done in the literature (see *e.g.* [47, 48, 57, 62, 84]). The very same plots in Fig. 6 convincingly show that adopting a numerical fitting procedure for the normalization factor N within the WKB approximation gives a GW template (dotted curves) that agrees very well with the signal obtained via the fully numerical approach (solid curves).

The chirality of GWs around the peak. The scale-dependence of the chirality of the GW signal is a very distinct, unique, signature for the class of inflationary models we have been

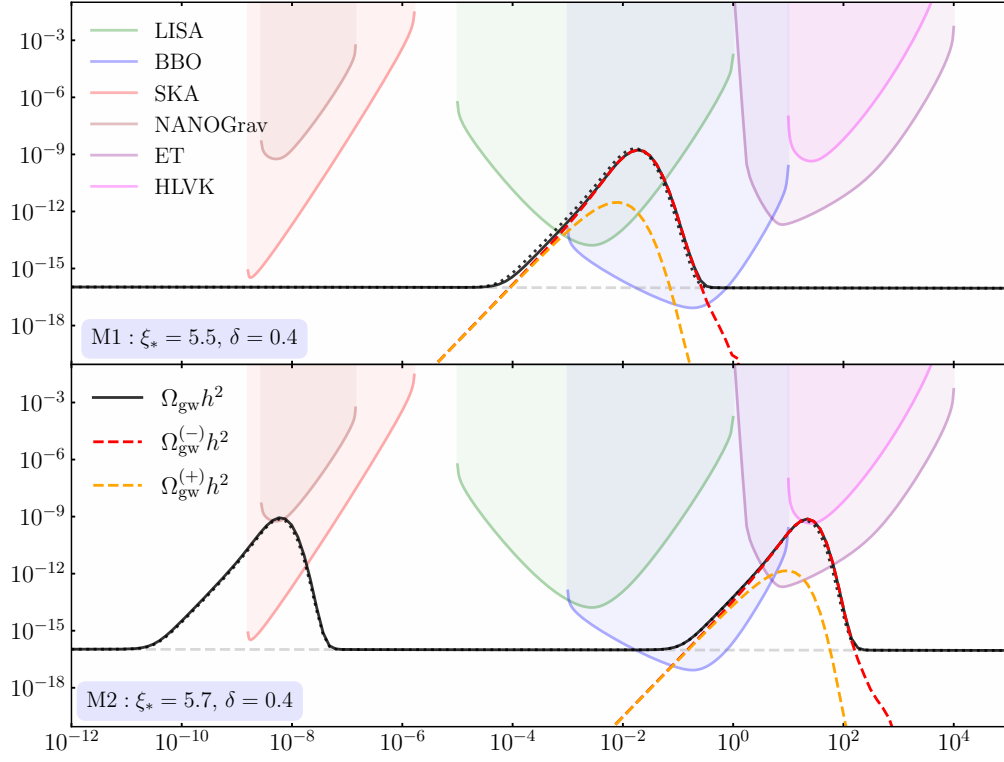


Figure 6. Total gravitational wave spectrum (solid black) together with its right (red dashed) and left (orange dashed) polarized *sourced* components generated by axion-gauge field dynamics. The dotted curves corresponds to the GW spectrum calculated via the WKB approximated gauge mode functions. Power law integrated sensitivity curves [83] of various current and forthcoming GW probes are shown by shaded regions. The dashed gray line represents the vacuum GW background in the absence of particle production events.

studying. To emphasize this point, we study the frequency dependence of the chirality for the two scenarios analysed in Fig. 6. The quantity we are interested in is the chirality parameter:

$$\Delta\chi(f) = \frac{\mathcal{P}_+(f) - \mathcal{P}_-(f)}{\mathcal{P}_+(f) + \mathcal{P}_-(f)}, \quad (4.5)$$

where we switched to frequency domain using $k = 2\pi f$ and where \mathcal{P}_λ is the total tensor power spectrum (3.5) for each GW polarization. The spectral index of the GW background is another crucial quantity. Our findings as well as previous work in [28] suggest the usefulness of exploring the relation between the spectral index and the scale-dependent chirality.

One can schematically see from Fig. 6 that, as long as the sourced contribution dominates over the vacuum, the more blue-tilted is the spectrum, the smaller the chirality will be. One is especially interested in the frequency dependence of the spectral index around the peak of the signals (see Fig. 6) relevant for current and upcoming GW probes. We characterize it in the frequency domain as

$$\frac{d \ln \Omega_{\text{gw}}}{d \ln f} \equiv n_{\text{gw}}(f). \quad (4.6)$$

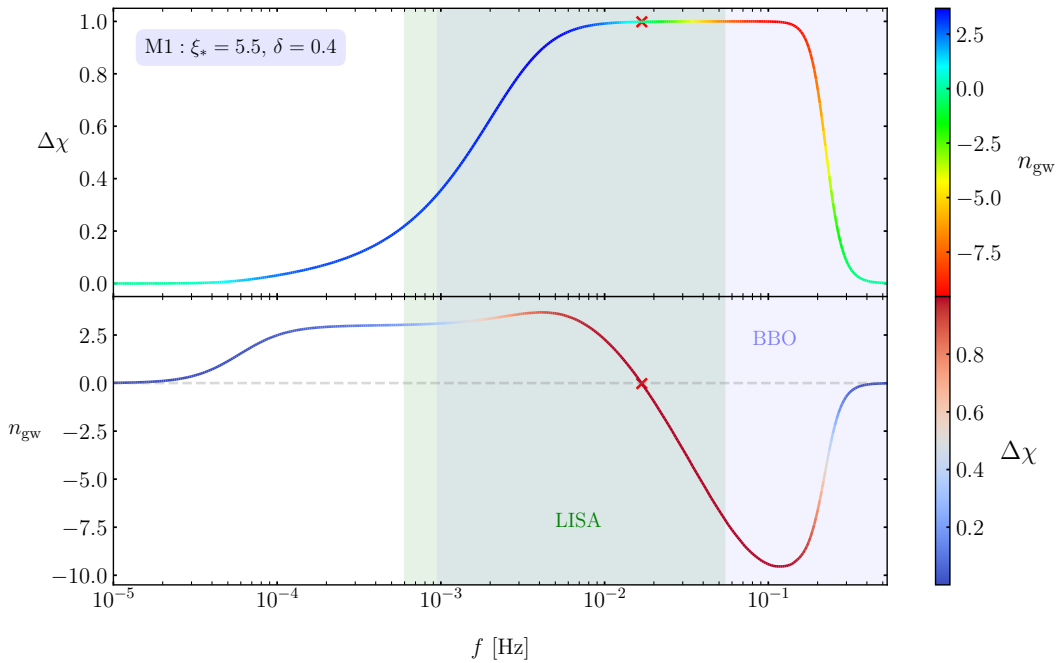


Figure 7. Chirality (top) and spectral index (bottom) of GW background produced in the **M1** model of Fig. 6. For each plot, the value of n_{gw} (top) and $\Delta\chi$ (bottom) is shown along the curve using an appropriate color coding. Shaded bands indicate the range of frequency domain where the produced signal is within the power law integrated sensitivity curve of LISA (opaque green) and BBO (opaque blue) probes. The red cross indicates the peak of corresponding GW signal where $n_{\text{gw}} = 0$.

A study of the correlation between the chirality (4.5) and the corresponding spectral index (4.6) could provide unique information about the relevant field content during inflation and help us decouple the primordial signal from possible [85] and perhaps inevitable [4, 86] astrophysical sources.

In Figs. 7 and 8, we present the frequency dependence of the chirality parameter (4.5) and spectral index n_{gw} for the single **M1** and double peak **M2** scenarios. In the **M2** case, we focus our attention only on the second peak because it is the relevant one for frequencies associated with BBO [87] and Einstein Telescope [88]. To emphasize the relation between the chirality on the spectral index, we use a color coding that changes depending on the value of each quantity. It is clearly visible from the plots that under a blue-tilted GW spectrum the chirality $\Delta\chi$ quickly rises until the spectral tilt becomes zero (highlighted with a red cross in Figs. 7 & 8), and then continues to rise at a slower pace reaching values closer and closer to unity for negative values of the spectral index. In the far infrared and UV where the spectra has very mild negative slopes, the net chirality of the GW signal goes to zero. This is expected as those regions of the spectrum are controlled by the vacuum fluctuations of the metric which are not parity violating. This dynamical behaviour of the chirality and spectral index can occur at frequencies where the GW background amplitude exceeds the sensitivity of multiple GW probes, as is indicated by the colored shaded regions in Figs. 7 and 8. Fortunately, there are several ways to test GW chirality at interferometer scales. One can, for example, use the effective non-planar geometry resulting

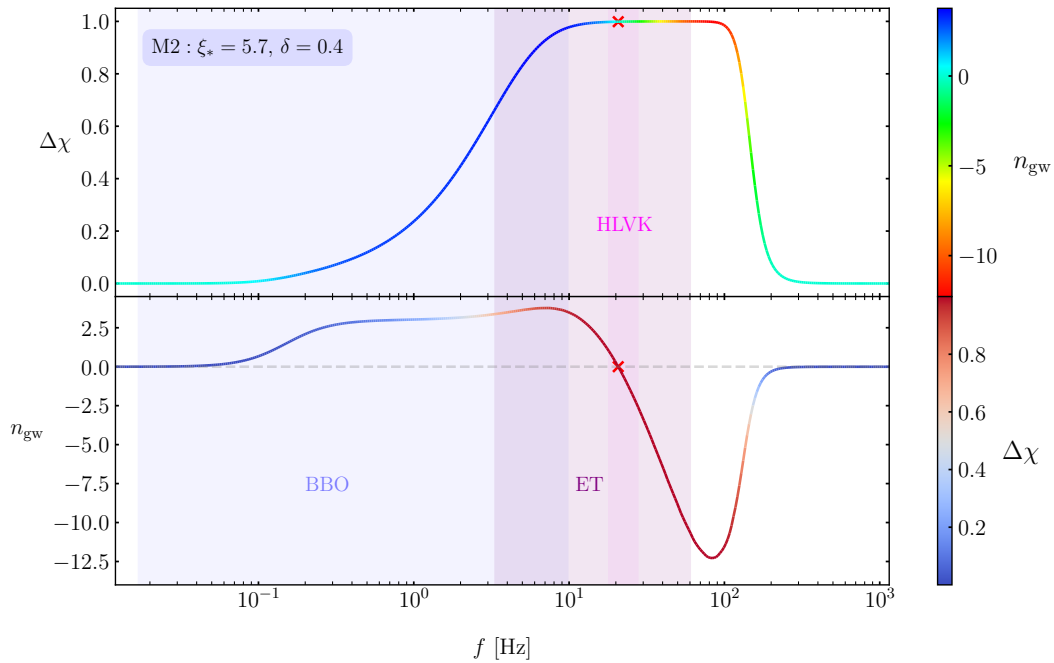


Figure 8. Chirality (top) and spectral index (bottom) of GW background produced in the second peak of **M2** model (see Fig. 6). For each curve, the value of n_{gw} (top) and $\delta\chi$ (bottom) is shown along the curve using an appropriate color coding. Shaded bands indicate the range of frequency domain where the signal is within the power law integrated sensitivity curve of BBO (opaque blue), ET (opaque purple) and LIGO-Virgo-Kagra collaboration (opaque magenta) missions.

from correlating interferometers at a different geographic locations [26]. Even in the case of a single planar interferometer, the kinetically induced dipolar anisotropy due to the solar system motion with respect to the cosmic rest frame confers a certain sensitivity to circular polarization [27].

The chirality-*vs*-GW spectral tilt relation is particularly relevant for the class of models under scrutiny in this work. The non-linear nature of the GW sourcing via gauge fields makes the chirality scale-dependent even in the regime where the sourced contribution is clearly dominant over the vacuum. This is a unique, striking, signature associated with the presence of Abelian gauge fields. It is well-known that a fully chiral $\chi = 1$ GW signal is strongly suggestive of a Chern-Simons coupling during inflation. One key conclusion that can be drawn from our results is that the detection of a frequency-dependent chirality¹⁰ gives us precious additional information: it points to the Abelian nature of the gauge group. Conversely, detecting a completely non-chiral signal over a small frequency range should not automatically lead one to exclude the CS possibility. It is in this context that having a map between chirality and GW spectral tilt can be particularly useful. The patterns seen in Figs. 7 & 8 point to where, in terms of the values of the spectral tilt, one should expect chirality to emerge and reach its maximum. It is then very useful to derive a quantitative (analytical) relation between n_{gw} and GW chirality $\Delta\chi$. This is what we turn to do next.

¹⁰In the frequency range where the sourced contribution dominates.

	$c_0 \simeq$	$c_1 \simeq$	$c_2 \simeq$	$c_3 \simeq$
M1	2.76	-0.82	-0.179	0.0025
M2	2.76	-0.71	-0.104	0.0092

Table 3. Coefficients of the polynomial fitting form (4.7) that relates the spectral index n_{gw} to the chirality $\Delta\chi$ of GW signal produced by the axion-gauge field dynamics.

A consistency relation. A relation between chirality and spectral tilt would help break the degeneracy between various astrophysical and primordial sources and provide compelling evidence for GWs generated by axion-(Abelian) gauge field dynamics. We find it convenient derive such *consistency relation* around the peak of the sourced GW signal for both models considered in this work. Specifically, during the rise and fall of the sourced spectra (e.g. disregarding the vacuum contribution), $3 \lesssim n_{\text{gw}} \lesssim -7.3$, we found that a third order polynomial accurately describes the map between the spectral index and the logarithm of the *excess* chirality $\ln(1 - \Delta\chi)$:

$$n_{\text{gw}} = \sum_{p=0}^3 c_p [\ln(1 - \Delta\chi)]^p, \quad (4.7)$$

with we provide c_p coefficients in Table 3. Notice that the sign and absolute value of the fitting coefficients are very close to each other implying a universal behaviour shared by two models for a chirality range $0.3 \lesssim \Delta\chi \lesssim 1$. The attentive reader may wonder about the universality of Eq. (4.7) for different choices of the parameter δ , which essentially parametrizes the width of the GW signal (and the mass of the axion around its global minimum) in the vicinity of the peak. We expect this relation to hold, up to order one changes in the c_p coefficients, for different values of δ so long as we remain in the $\delta \ll 3$ regime, where we are nevertheless confined in light of the requirement that the axion be slowly rolling. Naturally, a lower bound on δ emerges from requiring ξ not be constant (this corresponds to $m_\chi \lesssim H$), which would mean a fully chiral signal as per the original analysis of [89]. We expect our consistency relation to be especially useful when used within these two qualitative thresholds.

The validity of the small back-reaction regime. Our derivations for the scale dependent templates of the total power spectra (and their properties) assume that the back-reaction of vector field fluctuations on the background evolution of the spectator axion is negligible. On the other hand, as can be seen from Fig. 2, the gauge field amplification needs to be sufficiently strong to leave observable effects at small scales (see Figs. 5 and 6). It is therefore necessary to have a well-defined criterion to justify our small back-reaction assumption. Identifying such criterion is important also in light of the highly non-trivial dynamics that has been described in the strong back-reaction regime of axion inflation [28, 42, 73, 90–97]. Furthermore, lattice simulations [98] have shown that in the strong back-reaction regime the fields spatial gradients can become large and have a dramatic impact on the background fields evolution¹¹.

The above results above have largely been derived for the case of an axion-inflation. However, it is reasonable to assume that analogous conclusions apply for the spectator case we study in the

¹¹This is certainly the case at least for a certain range of values of the coupling constant λ .

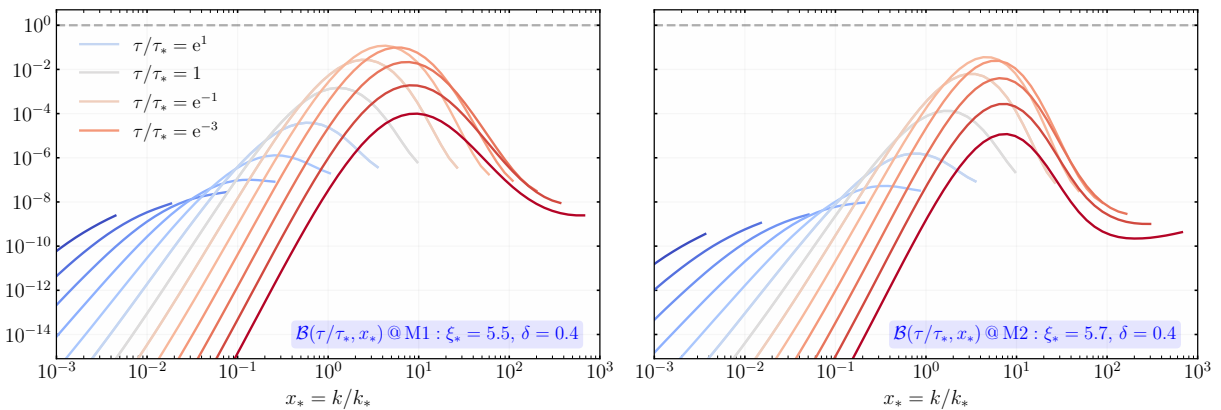


Figure 9. Normalized spectral back-reaction \mathcal{B} (4.10) evaluated at 13 equally spaced moments of time symmetrically distributed around the time τ_* , *i.e.* when the axion traverses the inflection point(s).

present work. The mode-by-mode approach we employed disregards the spatial dependence of the axion, and therefore we limit our analysis in the “safe” small back-reaction regime for which the spatial gradient of the axion do not play an important role. In such a regime, the mode-by-mode treatment captures the full dynamics of the system.

Another reason we focus on the small back-reaction regime is that we want to stress the fact that the physics underpinning the scale-dependent chirality and the asymmetrical shape of the power spectra is in no way associated with the non-trivial dynamics observed in the strong back-reaction regime. Instead, the physics we study here represents a refinement of the well studied axion-U(1) dynamics during inflation in the small back-reaction regime. We explicitly take into account these back-reaction effects to show that they can indeed be neglected for the parameter choices we consider in this work. In what follows, we will closely follow [28, 53, 59], and refer the reader to the same works for additional details.

In the mean field approximation, back-reaction effects due to particle production can be represented by the expectation value of the dot product of electric and magnetic components of the vector field as

$$\ddot{\chi} + 3H\dot{\chi} + U'_\chi(\chi) = \frac{\lambda}{f} \langle \vec{E} \cdot \vec{B} \rangle, \quad (4.8)$$

where

$$\langle \vec{E} \cdot \vec{B} \rangle = -\frac{1}{4\pi^2 a^4} \int dk k^3 \frac{\partial}{\partial \tau} |A_-(\tau, k)|^2. \quad (4.9)$$

Since the dominant part of the gauge mode production is localized around $x_* = k/k_*$, corresponding to times when the axion rolls through the inflection points of its potential, we can derive a “normalized spectral back-reaction” \mathcal{B} by integrating over these modes as

$$\frac{\lambda \langle \vec{E} \cdot \vec{B} \rangle}{f U'_\chi(\chi)} \equiv \int d \ln x_* \mathcal{B}(\tau/\tau_*, x_*). \quad (4.10)$$

This normalization implies that when the integral of \mathcal{B} in $\ln x_*$ space is close to one, the back-reaction significantly affects the equation of motion of the axion. We require that the right hand

side of (4.10) is at least an order of magnitude smaller than unity at every moment τ/τ_* in time during the roll of the axion around the inflection point(s).

We numerically compute \mathcal{B} for parameter choices we adopt in Figs. 5-8. For both models we consider, the resulting normalized spectral back-reaction for various moments in time is shown in Fig. 9. The upper limit (in $x_* = k/k_*$ space) of the normalized spectral back-reaction curves in the figures are given by the threshold between stable and unstable modes $k_{\text{thr}} \equiv -\lambda a \dot{\phi}/(Hf) \Rightarrow x_*^{\text{thr}} = 2\xi(\tau)/(\tau/\tau_*)$. The threshold is increasing over time (as $\tau/\tau_* \rightarrow 0$), hence the different upper limits to the back-reaction integral in $\ln x_*$ - space at different times. We have plotted the normalized spectral back-reaction for 13 different moments in time in 1 e-folding increments symmetrically distributed around $\tau = \tau_*$. One notable feature is that there is a delay effect between the moment of largest particle production parameter $\xi = \xi_*$ and greatest back-reaction. Additionally, the maximally enhanced mode is shifted (towards the UV) with respect to the mode ($x_* = k/k_* = 1$) that exits the horizon exactly when effective coupling parameter peaks, $\xi(\tau_*) = \xi_*$. This is another manifestation of the delay effect studied in depth in [42].

The small value of the logarithmic integral in (4.10) ensures the validity of the phenomenology we presented in section 4, and justifies our approach of neglecting the back-reaction of the amplified gauge modes. Extending the results presented above to the strong back-reaction regime for the models above is an interesting direction which we are planning on exploring in future work.

5 Discussion and Conclusions

The presence of additional field content in the form of an axion-gauge sector during inflation can lead to an array of interesting phenomenology across a wide range of scales relevant for cosmological observations, including the production of primordial black holes and chiral GW background. This phenomenology is particularly sensitive to the details of the particle production processes in the gauge sector.

In this work we explored in detail the pitfalls related to the use of an important approximation commonly found in the literature on vector field production by rolling axions. We went beyond the standard parametrization of the amplitude of vector modes via the log-normal form (2.12); we did so by *first* computing the scale dependent amplitude $N(k/k_*)$ using a numerical fitting procedure within the WKB approximation (2.10). We refer to this method as semi-analytic hybrid method (or WKB-numeric). As elaborated in depth in section 3, the inability of the standard approach to accurately reproduce the findings of the hybrid (and the fully numerical) method is especially evident from the frequency dependence of the sourced scalar and tensor spectra (see Fig. 4). We found that when sourced spectra dominate over their vacuum counterparts, 2-point scalar and tensor functions exhibit a milder slope in the IR region preceding the peak w.r.t. the UV regions. This key feature is not captured by the standard approximation. For the sourced tensor spectrum this IR/UV asymmetry has an important consequence: a net suppression of the chirality of the total GW spectrum in the IR (see also [28]).

Going Beyond the WKB solutions of Eq. (2.10), we computed fully numerically the gauge field production and the resulting power spectra of tensor and scalar perturbations (see Appendix A and B) in both models presented in section 2.1. Our findings in sections 3 and 4 confirm the validity of the hybrid approach with mild caveats on the scalar power spectrum of the M2 model

(see Figs. 5 and 6). The improved templates we derived for primordial perturbations can affect the physics of primordial black holes (*e.g.* induced GWs, PBH abundance etc.) and the primordial GW background generated by hidden axion-gauge sectors. In this work, we chose to focus on the latter and study in detail *chirality* and *spectral index* of the tensor modes at scales relevant for current and upcoming GW interferometers. In order to aid future experimental efforts to detect primordial GWs from axion-gauge field models, we derived a *consistency relation* that ties the tensor spectral index to the expected GW chirality. We expect this relation to be (qualitatively) universal as long as the axion remains light during inflation, $m_\chi \lesssim H$.

Our findings can be expanded in several directions. First and foremost, it would be interesting to revisit earlier studies on sourced GWs at CMB scales (see *e.g.* [47, 48, 62]). The expected $\langle BB \rangle$ correlation, for example, might as well be sensitive to the IR/UV asymmetry we have pointed out in the gauge field mode functions. For the very same reasons, it will be important to tackle $\langle EB \rangle$ and $\langle BT \rangle$ correlations: these are precisely those sensitive to chirality and it is paramount to explore the effect that a scale dependent-chirality would have on such observables. Implementing the precise momenta dependence of the gauge fields wave-function is bound to be crucial also in determining strong back-reaction effects. This is certainly a direction we plan to pursue in future work. Another realm where our results may have repercussions is that of perturbativity bounds (see *e.g.* [53, 62]): these limit the region of the model parameter space accessible without resorting to non-perturbative techniques. In particular, perturbativity of higher order corrections to the gauge field propagator can deliver the most restrictive of all such constraints [99], which underscore the importance of accurately modelling the wave-number dependence of gauge modes.

In this work we focused on two-point function and so one might wonder how would our findings reflect on higher-order correlators. This question is relevant already at the level of currently operating experimental probes as existing bounds on GW non-Gaussianities from the Planck mission have placed constraints on axion gauge field models [100]. Refining purely GW [65] as well as mixed non-Gaussianity [57] calculations by means of our semi-analytical or fully numerical approach will be certainly worthwhile. As repeatedly mention in the text, another natural arena to revisit is that of PBH production and the corresponding scalar-induced gravitational wave spectrum [54, 55, 60, 84]. We leave this to upcoming work.

Acknowledgments

OÖ is supported by the “Juan de la Cierva” fellowship IJC2020-045803-I. MF and AP acknowledge support from the “Consolidación Investigadora” grant CNS2022-135590. MF acknowledges support also from the “Ramón y Cajal” grant RYC2021-033786-I. This work is partially supported by the Spanish Research Agency (Agencia Estatal de Investigación) through the Grant IFT Centro de Excelencia Severo Ochoa No CEX2020-001007-S, funded by MCIN/AEI/10.13039/501100011033.

A Numerical recipes for vector field production

In this appendix, we provide details for the numerical methods we utilize to determine the normalization function $N(\xi_*, x_*, \delta)$ within the WKB approximation (2.10), as well as the vector mode evolution through a fully numerical approach. Focusing on the polarization amplified by the rolling axion, we start off by a redefinition of mode functions:

$$\bar{A}_-(x) \equiv \tilde{A}_-(x) e^{-ix}, \quad \tilde{A}_-(x) \equiv \sqrt{2k} A_-(\tau, k). \quad (\text{A.1})$$

In terms of the barred variable, the equation of motion (2.8) for the complex vector field can be written as

$$\frac{d\bar{A}_-}{dx^2} + 2i \frac{d\bar{A}_-}{dx} - \frac{2\xi(x)}{x} \bar{A}_- = 0, \quad (\text{A.2})$$

where the effective coupling ξ between gauge and axion-like field is given as (2.9). In terms of the new variable, the equation can be numerically solved using the corresponding Bunch Davies initial conditions:

$$\bar{A}_-(x_{\text{in}}) = 1, \quad \bar{A}'_-(x_{\text{in}}) = 0, \quad (\text{A.3})$$

where prime indicates a derivative with respect to the argument. WKB approximated mode functions (2.10) satisfy an important relation that we can utilize to determine the normalization factor using the numerical solutions to the barred variable. This relation read as

$$\frac{dA'_-(\tau, k)}{d\tau} = \sqrt{\frac{2k \xi(\tau)}{-\tau}} A_-^*(\tau, k). \quad (\text{A.4})$$

Using (A.4) and (A.1) with (2.10), the normalization factor can be written as

$$N(\xi_*, x_*, \delta) = \sqrt{|\bar{A}_-(x)(\bar{A}'_-(x) + i\bar{A}_-(x))|} \exp \left[2E(x) \sqrt{2\xi_* x_*} \right]. \quad (\text{A.5})$$

Since the WKB form (2.10) characterize the late time solution of the mode functions away from the turning point $x \ll x_*$ by definition, the normalization factor in (A.5) can be obtained numerically by solving (A.2) with (A.3) for a given ξ_* and δ for a range of $x_* = k/k_*$ values and matching this solution to the expression (A.5) at late times $x \rightarrow 0$. The resulting scale dependence of the normalization factor for representative parameter choices is shown by the solid curves in Fig. 2.

Fully numeric evaluation of gauge fields. In order to check the validity of the WKB solution (A.5), we also implement a fully numerical method to compute the gauge field evolution which we in turn to utilize the evaluate the resulting 1-loop scalar and tensor power spectra (see Appendix B). For this purpose we find it convenient to split the equation (A.2) into its real and imaginary parts which we solve together using the following coupled set of equations:

$$\begin{aligned} \frac{d\bar{A}_-^{(r)}}{dx^2} - 2 \frac{d\bar{A}_-^{(i)}}{dx} - \frac{2\xi(x)}{x} \bar{A}_-^{(r)} &= 0, \\ \frac{d\bar{A}_-^{(i)}}{dx^2} + 2 \frac{d\bar{A}_-^{(r)}}{dx} - \frac{2\xi(x)}{x} \bar{A}_-^{(i)} &= 0, \end{aligned} \quad (\text{A.6})$$

where $\{r, i\}$ stands for the real and imaginary part of the barred variable $\bar{A} = \bar{A}^{(r)} + i\bar{A}^{(i)}$. The set of equations can be solved numerically by initializing the modes in the Bunch Davies vacuum deep inside the horizon as

$$\bar{A}_-^{(r)}(x_{\text{in}}) = 1, \quad \bar{A}_-^{(i)}(x_{\text{in}}) = 0, \quad \left. \frac{d\bar{A}_-^{(r/i)}(x)}{dx} \right|_{x_{\text{in}}} = 0. \quad (\text{A.7})$$

We note that due to ξ_* , x_* and δ dependence of the effective coupling ξ (2.9) in (A.6), the numerical solutions inherently have dependence of these parameters that characterize the roll of the axion field. To derive the phenomenological results we present in section 4, we adopt $\delta = 0.4$ and evolve (A.6) with the initial conditions (A.7) for a range of scales $x_* = k/k_*$ focusing on $3.5 \leq \xi_* \leq 6.5$, in order to accurately capture the time evolution of the amplified gauge field modes. Keeping this procedure in mind, we will omit the dependence of the vector field on $\{\xi_*, x_*, \delta\}$ in what follows.

In the rest of this Appendix, we would like to note electric and magnetic fields of the dark vector fields which appear as sources in the cosmological correlators we study in the next section. For this we define the electromagnetic fields as

$$\hat{E}_i(\tau, \mathbf{x}) = -a^{-2} \partial_\tau \hat{A}_i(\tau, \mathbf{x}) \quad \hat{B}_i(\tau, \mathbf{x}) = a^{-2} \epsilon_{ijk} \partial_j \hat{A}_k(\tau, \mathbf{x}), \quad (\text{A.8})$$

and write their Fourier space counterparts as

$$\begin{aligned} \hat{E}_i(\tau, \mathbf{k}) &= \sqrt{\frac{k}{2}} \frac{\epsilon_i^{(-)}(\mathbf{k})}{a(\tau)^2} \left[\tilde{A}'_-(-k\tau) \hat{a}_-(\mathbf{k}) + \tilde{A}'_-(-k\tau)^* \hat{a}_-^\dagger(-\mathbf{k}) \right], \\ \hat{B}_i(\tau, \mathbf{k}) &= -\sqrt{\frac{k}{2}} \frac{\epsilon_i^{(-)}(\mathbf{k})}{a(\tau)^2} \left[\tilde{A}_-(-k\tau) \hat{a}_-(\mathbf{k}) + \tilde{A}_-(-k\tau)^* \hat{a}_-^\dagger(-\mathbf{k}) \right], \end{aligned} \quad (\text{A.9})$$

where $\tilde{A}_-(x) = \tilde{A}_-(-k\tau)$ is defined as in (A.1) and primes denote derivatives with respect to the arguments of the mode functions. For the convenience of notation we define the following operators that will be instrumental for the computations we present in the next section:

$$\begin{aligned} \hat{\mathcal{O}}_E(\tau, \vec{q}) &\equiv \left[\tilde{A}'_-(-q\tau) \hat{a}_-(\mathbf{q}) + \tilde{A}'_-(-q\tau)^* \hat{a}_-^\dagger(-\mathbf{q}) \right], \\ \hat{\mathcal{O}}_B(\tau, \vec{q}) &\equiv \left[\tilde{A}_-(-q\tau) \hat{a}_-(\mathbf{q}) + \tilde{A}_-(-q\tau)^* \hat{a}_-^\dagger(-\mathbf{q}) \right]. \end{aligned} \quad (\text{A.10})$$

B Scalar and tensor perturbations induced by the vector fields

In this appendix, we study the sourced power spectra of tensor and scalar perturbations that are generated by the excited vector fields. For the clarity of the discussion, we will first derive the corresponding expressions suitable for the full numerical evaluation using which one can obtain the results derived in the recent literature that we closely follow.

Sourced tensor power spectra

We start with the sourced contribution to the metric fluctuations which can be written using the Green's function formalism as [47]:

$$\hat{h}_\lambda^{(s)}(\tau, \mathbf{k}) = \frac{2}{a(\tau)M_{\text{pl}}} \int d\tau' G_k(\tau, \tau') \hat{J}_\lambda(\tau', \mathbf{k}), \quad (\text{B.1})$$

where \hat{J}_λ is the source term bilinear in the electromagnetic fields and G_k is retarded the Green's function for the vacuum equation of motion of the metric:

$$G_k(\tau, \tau') = \Theta(\tau - \tau') \frac{\pi}{2} \sqrt{\tau\tau'} [J_{3/2}(-k\tau)Y_{3/2}(-k\tau') - Y_{3/2}(-k\tau)J_{3/2}(-k\tau')]. \quad (\text{B.2})$$

Since we are interested in the late time metric perturbation, $-k\tau \ll 1$, the latter can be approximated as [89]

$$G_k(\tau, \tau') \simeq \Theta(\tau - \tau') \sqrt{\frac{\pi}{2}} \frac{\sqrt{\tau\tau'}}{(-k\tau)^{3/2}} J_{3/2}(-k\tau') = \frac{\Theta(\tau - \tau')}{k^3 \tau \tau'} [k\tau' \cos(k\tau') - \sin(k\tau')]. \quad (\text{B.3})$$

The source term on the other hand is given by as a convolution in the electromagnetic sources in (A.9) [47, 48],

$$\begin{aligned} \hat{J}_\lambda(\tau', \mathbf{k}) = & -\frac{1}{2M_{\text{pl}}a(\tau')} \int \frac{d^3\mathbf{p}}{(2\pi)^{3/2}} \epsilon_\lambda[\mathbf{k}, \mathbf{k} - \mathbf{p}, \mathbf{p}] \sqrt{|\mathbf{k} - \mathbf{p}||\mathbf{p}|} \\ & \times \left[\hat{\mathcal{O}}_E(\tau', \mathbf{k} - \mathbf{p}) \hat{\mathcal{O}}_E(\tau', \mathbf{p}) + \hat{\mathcal{O}}_B(\tau', \mathbf{k} - \mathbf{p}) \hat{\mathcal{O}}_B(\tau', \mathbf{p}) \right], \end{aligned} \quad (\text{B.4})$$

where we defined a product of polarization vectors that is symmetric in its last two arguments:

$$\epsilon_\lambda[\mathbf{k}, \mathbf{q}, \mathbf{q}'] = \Pi_{ij,\lambda}(\mathbf{k}) \epsilon_i^{(-)}(\mathbf{q}) \epsilon_j^{(-)}(\mathbf{q}') = \epsilon_i^{(\lambda)}(\mathbf{k})^* \epsilon_i^{(-)}(\mathbf{q}) \epsilon_j^{(\lambda)}(\mathbf{k})^* \epsilon_j^{(-)}(\mathbf{q}'). \quad (\text{B.5})$$

Using Wick's theorem we calculate the contractions involved with $\hat{\mathcal{O}}_E$ and $\hat{\mathcal{O}}_B$ to obtain the two point correlator of the tensor source term as

$$\begin{aligned} \langle \hat{J}_\lambda(\tau', \mathbf{k}) \hat{J}'_\lambda(\tau'', \mathbf{k}') \rangle = & \frac{\delta(\mathbf{k} + \mathbf{k}') \delta_{\lambda\lambda'}}{32M_{\text{pl}}^2 a(\tau')a(\tau'')} \int \frac{d^3\mathbf{p}}{(2\pi)^3} \left(1 - \lambda \hat{\mathbf{k}} \cdot \hat{\mathbf{p}}\right)^2 \left(1 - \lambda \frac{\hat{\mathbf{k}} \cdot (\mathbf{k} - \mathbf{p})}{|\mathbf{k} - \mathbf{p}|}\right)^2 |\mathbf{k} - \mathbf{p}| |\mathbf{p}| \\ & \times f_A(-|\mathbf{k} - \mathbf{p}| \tau', -|\mathbf{p}| \tau') f_A(-|\mathbf{k} - \mathbf{p}| \tau'', -|\mathbf{p}| \tau'')^*, \end{aligned} \quad (\text{B.6})$$

where we utilized the identity

$$\int d\phi \epsilon_\lambda[\mathbf{k}, \mathbf{q}, \mathbf{q}'] \epsilon_\lambda[\mathbf{k}, \mathbf{q}, \mathbf{q}']^* = \frac{\delta_{\lambda\lambda'}}{16} \int d\phi \left(1 - \lambda \hat{\mathbf{k}} \cdot \hat{\mathbf{q}}\right)^2 \left(1 - \lambda \hat{\mathbf{k}} \cdot \hat{\mathbf{q}}'\right)^2 \quad (\text{B.7})$$

and defined

$$f_A(-q\tau, -p\tau) \equiv \tilde{A}'_-(-q\tau) \tilde{A}'_-(-p\tau) + \tilde{A}_-(-q\tau) \tilde{A}_-(-p\tau). \quad (\text{B.8})$$

Finally noting the late time auto-correlator of the sourced tensor perturbation (B.1),

$$\langle \hat{h}_\lambda^{(s)}(\mathbf{k}) \hat{h}_{\lambda'}^{(s)}(\mathbf{k}') \rangle = \frac{4}{a(\tau)^2 M_{\text{pl}}^2} \int d\tau' G_k(\tau \rightarrow 0, \tau') \int d\tau'' G_k(\tau \rightarrow 0, \tau'') \langle \hat{J}_\lambda(\tau', \mathbf{k}) \hat{J}_{\lambda'}(\tau'', \mathbf{k}') \rangle, \quad (\text{B.9})$$

we combine our findings to obtain the power spectrum (see *e.g.* (3.4)) of tensor perturbations as

$$\mathcal{P}_\lambda^{(s)}(k) = \frac{H^4}{64\pi^4 M_{\text{pl}}^4} \int d\tilde{p} \int d\eta (1 - \lambda\eta)^2 \left(1 - \lambda \frac{(1 - \tilde{p}\eta)}{\sqrt{1 - 2\tilde{p}\eta + \tilde{p}^2}} \right)^2 \tilde{p}^3 \sqrt{1 - 2\tilde{p}\eta + \tilde{p}^2} \\ \times \left| \int_0^{x_{\text{cut}}} dx' [x' \cos x' - \sin x'] f_A \left(\sqrt{1 - 2\tilde{p}\eta + \tilde{p}^2} x', \tilde{p}x' \right) \right|^2, \quad (\text{B.10})$$

where we wrote the loop measure in (B.6) in terms of the cosine angle η between \mathbf{k} and \mathbf{p} using the azimuthal symmetry and defined $\tilde{p} = |\mathbf{p}|/k$. This result can be recast as in (3.7) by re-writing the pre-factor in (B.10) in terms of the vacuum power spectrum of tensor perturbations using (3.6) and defining

$$f_{2,\lambda}(\xi_*, x_*, \delta) = \int d\tilde{p} \int d\eta (1 - \lambda\eta)^2 \left(1 - \lambda \frac{(1 - \tilde{p}\eta)}{\sqrt{1 - 2\tilde{p}\eta + \tilde{p}^2}} \right)^2 \tilde{p}^3 \sqrt{1 - 2\tilde{p}\eta + \tilde{p}^2} \\ \times \left| \int_0^{x_{\text{cut}}} dx' [x' \cos x' - \sin x'] f_A \left(\sqrt{1 - 2\tilde{p}\eta + \tilde{p}^2} x', \tilde{p}x' \right) \right|^2. \quad (\text{B.11})$$

We stress here that although the expression above does not appear to have an explicit dependence on the parameters $\xi_*, x_* = k/k_*, \delta$ it does so due to dependence of the effective coupling ξ (2.9) to these parameters as we mentioned in Appendix A. For the full numerical evaluation of sourced tensor power spectrum we use the expression (B.11) (and (B.8)) with the numerical evaluation of the vector mode functions we discussed in the previous section. This procedure requires a cut-off procedure that we implement through the upper limit of the time integral x_{cut} in order to eliminate the non-physical vacuum fluctuations of the vector fields deep inside the horizon.

Sourced tensor spectrum in the WKB approximation. If we utilize the WKB approximated solutions (2.10), the tensor spectrum produced by the gauge field fluctuations reduces to the results derived in the literature [47, 48] as we illustrate now. Using the real solution in (2.10) with (B.11) and (A.1), one can derive the function f_A (B.8) that appear in (B.11) in the WKB approximation as

$$f_A(-\tilde{q}x', -\tilde{p}x') = \frac{\sqrt{2} N(\xi_*, \tilde{q}x_*, \delta) N(\xi_*, \tilde{p}x_*, \delta)}{(\tilde{q}\tilde{p})^{1/4}} \left(\sqrt{\frac{\xi(x')}{x'}} + \sqrt{\frac{x'}{\xi(x')}} \frac{\sqrt{\tilde{q}\tilde{p}}}{2} \right) \\ \times \exp \left[-2E(x') \sqrt{2\xi_* x_*} \left(\sqrt{\tilde{q}} + \sqrt{\tilde{p}} \right) \right]. \quad (\text{B.12})$$

Plugging (B.12) in (B.11) we get

$$f_{2,\lambda}(\xi_*, x_*, \delta) = 2 \int d\tilde{p} \int d\eta (1 - \lambda\eta)^2 \left(1 - \lambda \frac{(1 - \tilde{p}\eta)}{\sqrt{1 - 2\tilde{p}\eta + \tilde{p}^2}} \right)^2 \tilde{p}^{5/2} (1 - 2\tilde{p}\eta + \tilde{p}^2)^{1/4} \quad (\text{B.13})$$

$$\times N^2 \left(\xi_*, \sqrt{1 - 2\tilde{p}\eta + \tilde{p}^2} x_*, \delta \right) N^2 (\xi_*, \tilde{p} x_*, \delta) \mathcal{I}^2 \left[\xi_*, x_*, \delta, \tilde{p}, \sqrt{1 - 2\tilde{p}\eta + \tilde{p}^2} \right],$$

where we defined the time integral of the sources as

$$\mathcal{I} \left[\xi_*, x_*, \delta, \tilde{p}, \tilde{q} \right] \equiv \int_0^{x_{\text{cut}}} dx' (x' \cos x' - \sin x') \left[\sqrt{\frac{\xi(x')}{x'}} + \frac{\sqrt{\tilde{q}\tilde{p}}}{2} \sqrt{\frac{x'}{\xi(x')}} \right] \quad (\text{B.14})$$

$$\times \exp \left[-2E(x') \sqrt{2\xi_* x_*} (\sqrt{\tilde{q}} + \sqrt{\tilde{p}}) \right],$$

with x_{cut} introduced to exclude non-physical vacuum modes. For the M1 model, the exclusion of the non-physical vacuum modes inside the integral (B.14) above is automatically implemented when we adopt the approximate WKB solution (which is the growing solution outside the horizon) in (2.10) which is decaying deep inside the horizon $x \rightarrow \infty$ noting the functional form of $E(x)$ given in the first line of (2.11). On the other hand, the same situation does not hold for the M2 model as $E(x) \rightarrow \infty$ for $x \rightarrow \infty$ leading to divergent time integral of the sources in (B.14). To regularize the integral (B.14), we restrict the upper limit of the time integration domain to $x_{\text{cut}} = \xi_*$ which (roughly) corresponds to the time when all the modes of interest is at the onset of tachyonic instability [53]. Since the arguments of the gauge mode functions are re-scaled with factors of \tilde{q} and $|\hat{k} - \vec{\tilde{q}}| = \sqrt{1 - 2\eta\tilde{q} + \tilde{q}^2}$ in the loop integral (B.13), a more proper choice of the cut-off is given by

$$x_{\text{cut}} = \xi_* \times \text{Min} \left[1, \frac{1}{\tilde{q}}, \frac{1}{|\hat{k} - \vec{\tilde{q}}|} \right] \quad (\text{B.15})$$

to accurately isolate the divergent part. This is the cut-off we implement in this work when necessary including the fully numerical approach we undertake. For the evaluation of the sourced tensor power spectrum in the WKB approximation, we use the expression (B.13) with the numerically obtained normalization factors $N(\xi_*, x_*, \delta)$ implementing the cut-off procedure we describe above. As we emphasize in this work, this procedure leads to significantly different results for the scale dependence of the sourced tensor power spectrum as compared to the common practice which assumes a log-normal fitting form (2.12) for $N(\xi_*, x_*, \delta)$.

Sourced scalar power spectra

We continue with the contribution to the curvature perturbation by the excited vector field fluctuations which can be written in the Green's function formalism as [47, 48],

$$\hat{\zeta}^{(s)}(\tau, \mathbf{k}) \simeq \frac{3\sqrt{2}H\tau}{M_{\text{pl}}} \int d\tau' G_k(\tau, \tau') \frac{\sqrt{\epsilon_\chi(\tau')}}{\tau'^2} \int d\tau'' G_k(\tau', \tau'') \hat{J}_\chi(\tau'', \mathbf{k}), \quad (\text{B.16})$$

where $\epsilon_\chi = \dot{\chi}^2 / (2H^2 M_{\text{pl}}^2)$ is the slow-roll parameter of the spectator axion and the Green's function takes the same form in (B.2) as the canonical axion and inflaton perturbations (see *e.g.* (3.2) and

(3.3)) obey the same homogeneous equation. The source \hat{J}_χ in (B.16) is given by [47]

$$\begin{aligned}\hat{J}_\chi(\tau, \mathbf{k}) &= \frac{\lambda a(\tau)^3}{f} \int \frac{d^3 \mathbf{p}}{(2\pi)^{3/2}} \hat{E}_i(\tau, \mathbf{k} - \mathbf{p}) \hat{B}_i(\tau, \mathbf{p}), \\ &= -\frac{\lambda}{2f a(\tau)} \int \frac{d^3 \mathbf{p}}{(2\pi)^{3/2}} \epsilon_i^{(-)}(\mathbf{k} - \mathbf{p}) \epsilon_i^{(-)}(\mathbf{p}) \hat{O}_E(\tau, \mathbf{k} - \mathbf{p}) \hat{O}_B(\tau, \mathbf{p}),\end{aligned}\quad (\text{B.17})$$

where the operators $\hat{O}_{E/B}$ are defined as in (A.10). Using Wick's theorem, it is then straightforward to compute the contractions of \hat{O}_E and \hat{O}_B , to obtain two point correlator of the scalar source (B.17) as

$$\begin{aligned}\langle \hat{J}_\chi(\tau, \mathbf{k}) \hat{J}_\chi(\tau', \mathbf{k}') \rangle &= \frac{\delta(\mathbf{k} + \mathbf{k}') \lambda^2}{8f^2 a(\tau) a(\tau')} \int \frac{d^3 \mathbf{p}}{(2\pi)^3} \left(1 - \frac{\hat{\mathbf{p}} \cdot (\mathbf{k} - \mathbf{p})}{|\mathbf{k} - \mathbf{p}|} \right)^2 |\mathbf{k} - \mathbf{p}| |\mathbf{p}| \\ &\quad \times \tilde{A}'_-(-|\mathbf{k} - \mathbf{p}| \tau) \tilde{A}'_-(-|\mathbf{k} - \mathbf{p}| \tau') \tilde{A}'_-(-|\mathbf{p}| \tau) \tilde{A}'_-(-|\mathbf{p}| \tau'),\end{aligned}\quad (\text{B.18})$$

where we utilized the following identity

$$\left| \epsilon_i^{(-)}(\mathbf{q}) \epsilon_i^{(-)}(\mathbf{q}') \right|^2 = \frac{1}{4} (1 - \hat{\mathbf{q}} \cdot \hat{\mathbf{q}}')^2. \quad (\text{B.19})$$

Using (B.18), we then take the two point function of the sourced curvature perturbation (B.16) following the same steps we carried for the tensor perturbations. In this way, the sourced power spectrum of curvature fluctuations takes the following form

$$\mathcal{P}_\zeta^{(s)}(k) = \left[\epsilon_\phi \mathcal{P}_\zeta^{(v)}(k) \right]^2 f_{2,\zeta}(\xi_*, x_*, \delta), \quad (\text{B.20})$$

where the the part that characterizes the influence of scale dependent particle production in the gauge sector can be written as

$$\begin{aligned}f_{2,\zeta}(\xi_*, x_*, \delta) &= \frac{9\pi^3 \xi_*^2}{2} \int d\tilde{p} \int d\eta \left(1 - \frac{(\eta - \tilde{p})}{\sqrt{1 - 2\tilde{p}\eta + \tilde{p}^2}} \right)^2 \tilde{p}^3 \sqrt{1 - 2\tilde{p}\eta + \tilde{p}^2} \\ &\quad \times \left| \int \frac{dx'}{x'} J_{3/2}(x') \sqrt{\frac{\epsilon_\chi(x')}{\epsilon_{\chi,*}}} \int dx'' x''^{3/2} [J_{3/2}(x') Y_{3/2}(x'') - Y_{3/2}(x') J_{3/2}(x'')] \right. \\ &\quad \left. \times \tilde{A}'_- \left(\sqrt{1 - 2\tilde{p}\eta + \tilde{p}^2} x'' \right) \tilde{A}'_- (\tilde{p} x'') \right|^2.\end{aligned}\quad (\text{B.21})$$

We note that to derive this expression, we only took the late time limit of the outer most Green's function in (B.16) using (B.3) while we kept the full expression (B.2) for the inner Green's function. Following the discussion we provide in Appendix A, to fully numerically compute (B.21), we also require

$$\xi^2 \equiv \frac{\lambda^2 M_{\text{pl}}^2}{2f^2} \epsilon_\chi \quad \longrightarrow \quad \sqrt{\frac{\epsilon_\chi}{\epsilon_{\chi,*}}} = \frac{\xi}{\xi_*}, \quad (\text{B.22})$$

where ξ is given as in (2.9).

Sourced curvature spectrum in the WKB approximation. For completeness, below we provide the expression for the sourced scalar power spectrum in the WKB approximation. For this purpose, we just need to re-write the last line of (B.21) using (A.4) and (2.10) as

$$\tilde{A}'_-(\tilde{q}x'') \tilde{A}_-(\tilde{p}x'') = \frac{\tilde{p}^{1/4}}{\tilde{q}^{1/4}} N(\xi_*, \tilde{q}x_*, \delta) N(\xi_*, \tilde{p}x_*, \delta) \exp \left[-2E(x'') \sqrt{2\xi_* x_*} \left(\sqrt{\tilde{q}} + \sqrt{\tilde{p}} \right) \right], \quad (\text{B.23})$$

for arbitrary arguments of the mode functions. Inserting this expression in (B.21), we obtain the corresponding result in the WKB approximation as

$$f_{2,\zeta}(\xi_*, x_*, \delta) = \frac{9\pi^3 \xi_*^2}{2} \int d\tilde{p} \int d\eta \left(1 - \frac{(\eta - \tilde{p})}{\sqrt{1 - 2\tilde{p}\eta + \tilde{p}^2}} \right)^2 \tilde{p}^{7/2} (1 - 2\tilde{p}\eta + \tilde{p}^2)^{1/4} \quad (\text{B.24})$$

$$\times N(\xi_*, \sqrt{1 - 2\tilde{p}\eta + \tilde{p}^2} x_*, \delta)^2 N(\xi_*, \tilde{p}x_*, \delta)^2 \mathcal{I}_\zeta \left[\xi_*, x_*, \delta, (1 - 2\tilde{p}\eta + \tilde{p}^2)^{1/4} + \sqrt{\tilde{p}} \right]^2,$$

where we defined the time integral of the vector mode functions as

$$\mathcal{I}_\zeta [\xi_*, x_*, \delta, Q] \equiv \int \frac{dx'}{x'} J_{3/2}(x') \sqrt{\frac{\epsilon_\chi(x')}{\epsilon_{\chi,*}}} \int dx'' x''^{3/2} [J_{3/2}(x') Y_{3/2}(x'') - Y_{3/2}(x') J_{3/2}(x'')] \times \exp \left[-2E(x'') \sqrt{2\xi_* x_*} Q \right]. \quad (\text{B.25})$$

For the evaluation of the sourced curvature power spectrum in the WKB approximation, we use the expression use (B.25) and (B.24) with the numerically obtained normalization factors $N(\xi_*, x_*, \delta)$ we describe in the previous section to discuss phenomenological implications of the resulting signal (see section 4).

References

- [1] D. H. Lyth and A. Riotto, “Particle physics models of inflation and the cosmological density perturbation,” *Phys. Rept.* **314** (1999) 1–146, [arXiv:hep-ph/9807278](#).
- [2] J. B. Muñoz, Y. Ali-Haïmoud, and M. Kamionkowski, “Primordial non-gaussianity from the bispectrum of 21-cm fluctuations in the dark ages,” *Phys. Rev. D* **92** no. 8, (2015) 083508, [arXiv:1506.04152 \[astro-ph.CO\]](#).
- [3] **NANOGrav** Collaboration, G. Agazie *et al.*, “The NANOGrav 15 yr Data Set: Evidence for a Gravitational-wave Background,” *Astrophys. J. Lett.* **951** no. 1, (2023) L8, [arXiv:2306.16213 \[astro-ph.HE\]](#).
- [4] **NANOGrav** Collaboration, A. Afzal *et al.*, “The NANOGrav 15 yr Data Set: Search for Signals from New Physics,” *Astrophys. J. Lett.* **951** no. 1, (2023) L11, [arXiv:2306.16219 \[astro-ph.HE\]](#).
- [5] D. J. Reardon *et al.*, “Search for an Isotropic Gravitational-wave Background with the Parkes Pulsar Timing Array,” *Astrophys. J. Lett.* **951** no. 1, (2023) L6, [arXiv:2306.16215 \[astro-ph.HE\]](#).
- [6] H. Xu *et al.*, “Searching for the Nano-Hertz Stochastic Gravitational Wave Background with the Chinese Pulsar Timing Array Data Release I,” *Res. Astron. Astrophys.* **23** no. 7, (2023) 075024, [arXiv:2306.16216 \[astro-ph.HE\]](#).
- [7] J. Ellis and M. Lewicki, “Cosmic String Interpretation of NANOGrav Pulsar Timing Data,” *Phys. Rev. Lett.* **126** no. 4, (2021) 041304, [arXiv:2009.06555 \[astro-ph.CO\]](#).
- [8] S. Blasi, V. Brdar, and K. Schmitz, “Has NANOGrav found first evidence for cosmic strings?,” *Phys. Rev. Lett.* **126** no. 4, (2021) 041305, [arXiv:2009.06607 \[astro-ph.CO\]](#).
- [9] J. J. Blanco-Pillado, K. D. Olum, and J. M. Wachter, “Comparison of cosmic string and superstring models to NANOGrav 12.5-year results,” *Phys. Rev. D* **103** no. 10, (2021) 103512, [arXiv:2102.08194 \[astro-ph.CO\]](#).
- [10] **EPTA** Collaboration, J. Antoniadis *et al.*, “The second data release from the European Pulsar Timing Array: IV. Implications for massive black holes, dark matter and the early Universe,” [arXiv:2306.16227 \[astro-ph.CO\]](#).
- [11] C. Unal, A. Papageorgiou, and I. Obata, “Axion-Gauge Dynamics During Inflation as the Origin of Pulsar Timing Array Signals and Primordial Black Holes,” [arXiv:2307.02322 \[astro-ph.CO\]](#).
- [12] A. Addazi, Y.-F. Cai, Q. Gan, A. Marciano, and K. Zeng, “NANOGrav results and dark first order phase transitions,” *Sci. China Phys. Mech. Astron.* **64** no. 9, (2021) 290411, [arXiv:2009.10327 \[hep-ph\]](#).
- [13] Y. Gouttenoire, “First-Order Phase Transition Interpretation of Pulsar Timing Array Signal Is Consistent with Solar-Mass Black Holes,” *Phys. Rev. Lett.* **131** no. 17, (2023) 171404, [arXiv:2307.04239 \[hep-ph\]](#).
- [14] D. Baumann and L. McAllister, *Inflation and String Theory*. Cambridge Monographs on Mathematical Physics. Cambridge University Press, 5, 2015. [arXiv:1404.2601 \[hep-th\]](#).
- [15] C. Cheung, P. Creminelli, A. L. Fitzpatrick, J. Kaplan, and L. Senatore, “The Effective Field Theory of Inflation,” *JHEP* **0803** (2008) 014, [arXiv:0709.0293 \[hep-th\]](#).
- [16] S. Weinberg, “Effective Field Theory for Inflation,” *Phys. Rev.* **D77** (2008) 123541, [arXiv:0804.4291 \[hep-th\]](#).
- [17] P. Svrcek and E. Witten, “Axions In String Theory,” *JHEP* **0606** (2006) 051,

[arXiv:hep-th/0605206](#) [[hep-th](#)].

- [18] E. Pajer and M. Peloso, “A review of Axion Inflation in the era of Planck,” *Class. Quant. Grav.* **30** (2013) 214002, [arXiv:1305.3557](#) [[hep-th](#)].
- [19] J. Holland, I. Zavala, and G. Tasinato, “On chromonatural inflation in string theory,” *JCAP* **12** (2020) 026, [arXiv:2009.00653](#) [[hep-th](#)].
- [20] H. Bagherian, M. Reece, and W. L. Xu, “The inflated Chern-Simons number in spectator chromo-natural inflation,” *JHEP* **01** (2023) 099, [arXiv:2207.11262](#) [[hep-th](#)].
- [21] E. Dimastrogiovanni, M. Fasiello, J. M. Leedom, M. Putti, and A. Westphal, “Gravitational Axiverse Spectroscopy: Seeing the Forest for the Axions,” [arXiv:2312.13431](#) [[hep-th](#)].
- [22] P. Adshead, J. T. Giblin, T. R. Scully, and E. I. Sfakianakis, “Gauge-preheating and the end of axion inflation,” *JCAP* **12** (2015) 034, [arXiv:1502.06506](#) [[astro-ph.CO](#)].
- [23] S. Hashiba, K. Kamada, and H. Nakatsuka, “Gauge field production and Schwinger reheating in runaway axion inflation,” *JCAP* **04** no. 04, (2022) 058, [arXiv:2110.10822](#) [[hep-ph](#)].
- [24] B. Thorne, T. Fujita, M. Hazumi, N. Katayama, E. Komatsu, and M. Shiraishi, “Finding the chiral gravitational wave background of an axion-SU(2) inflationary model using CMB observations and laser interferometers,” *Phys. Rev. D* **97** no. 4, (2018) 043506, [arXiv:1707.03240](#) [[astro-ph.CO](#)].
- [25] P. Campeti, E. Komatsu, D. Poletti, and C. Baccigalupi, “Measuring the spectrum of primordial gravitational waves with CMB, PTA and Laser Interferometers,” *JCAP* **01** (2021) 012, [arXiv:2007.04241](#) [[astro-ph.CO](#)].
- [26] T. L. Smith and R. Caldwell, “Sensitivity to a Frequency-Dependent Circular Polarization in an Isotropic Stochastic Gravitational Wave Background,” *Phys. Rev. D* **95** no. 4, (2017) 044036, [arXiv:1609.05901](#) [[gr-qc](#)].
- [27] V. Domcke, J. Garcia-Bellido, M. Peloso, M. Pieroni, A. Ricciardone, L. Sorbo, and G. Tasinato, “Measuring the net circular polarization of the stochastic gravitational wave background with interferometers,” *JCAP* **05** (2020) 028, [arXiv:1910.08052](#) [[astro-ph.CO](#)].
- [28] J. Garcia-Bellido, A. Papageorgiou, M. Peloso, and L. Sorbo, “A flashing beacon in axion inflation: recurring bursts of gravitational waves in the strong backreaction regime,” *JCAP* **01** (2024) 034, [arXiv:2303.13425](#) [[astro-ph.CO](#)].
- [29] R. Durrer, R. von Eckardstein, D. Garg, K. Schmitz, O. Sobol, and S. Vilchinskii, “Scalar perturbations from inflation in the presence of gauge fields,” [arXiv:2404.19694](#) [[astro-ph.CO](#)].
- [30] S. P. Corbà and L. Sorbo, “Correlated scalar perturbations and gravitational waves from axion inflation,” [arXiv:2403.03338](#) [[astro-ph.CO](#)].
- [31] P. Adshead and M. Wyman, “Chromo-Natural Inflation: Natural inflation on a steep potential with classical non-Abelian gauge fields,” *Phys. Rev. Lett.* **108** (2012) 261302, [arXiv:1202.2366](#) [[hep-th](#)].
- [32] E. Dimastrogiovanni and M. Peloso, “Stability analysis of chromo-natural inflation and possible evasion of Lyth’s bound,” *Phys. Rev.* **D87** no. 10, (2013) 103501, [arXiv:1212.5184](#) [[astro-ph.CO](#)].
- [33] P. Adshead, E. Martinec, E. I. Sfakianakis, and M. Wyman, “Higgsed Chromo-Natural Inflation,” *JHEP* **12** (2016) 137, [arXiv:1609.04025](#) [[hep-th](#)].
- [34] E. Dimastrogiovanni, M. Fasiello, and T. Fujita, “Primordial Gravitational Waves from Axion-Gauge Fields Dynamics,” *JCAP* **01** (2017) 019, [arXiv:1608.04216](#) [[astro-ph.CO](#)].

- [35] A. Agrawal, T. Fujita, and E. Komatsu, “Large tensor non-Gaussianity from axion-gauge field dynamics,” *Phys. Rev. D* **97** no. 10, (2018) 103526, [arXiv:1707.03023](#) [[astro-ph.CO](#)].
- [36] R. R. Caldwell and C. Devulder, “Axion Gauge Field Inflation and Gravitational Leptogenesis: A Lower Bound on B Modes from the Matter-Antimatter Asymmetry of the Universe,” *Phys. Rev. D* **97** no. 2, (2018) 023532, [arXiv:1706.03765](#) [[astro-ph.CO](#)].
- [37] E. Dimastrogiovanni, M. Fasiello, R. J. Hardwick, H. Assadullahi, K. Koyama, and D. Wands, “Non-Gaussianity from Axion-Gauge Fields Interactions during Inflation,” *JCAP* **11** (2018) 029, [arXiv:1806.05474](#) [[astro-ph.CO](#)].
- [38] T. Fujita, R. Namba, and I. Obata, “Mixed Non-Gaussianity from Axion-Gauge Field Dynamics,” *JCAP* **04** (2019) 044, [arXiv:1811.12371](#) [[astro-ph.CO](#)].
- [39] V. Domcke, B. Mares, F. Muia, and M. Pieroni, “Emerging chromo-natural inflation,” *JCAP* **04** (2019) 034, [arXiv:1807.03358](#) [[hep-ph](#)].
- [40] K. D. Lozanov, A. Maleknejad, and E. Komatsu, “Schwinger Effect by an $SU(2)$ Gauge Field during Inflation,” *JHEP* **02** (2019) 041, [arXiv:1805.09318](#) [[hep-th](#)].
- [41] Y. Watanabe and E. Komatsu, “Gravitational Wave from Axion- $SU(2)$ Gauge Fields: Effective Field Theory for Kinetically Driven Inflation,” [arXiv:2004.04350](#) [[hep-th](#)].
- [42] V. Domcke, V. Guidetti, Y. Welling, and A. Westphal, “Resonant backreaction in axion inflation,” *JCAP* **09** (2020) 009, [arXiv:2002.02952](#) [[astro-ph.CO](#)].
- [43] O. Iarygina, E. I. Sfakianakis, R. Sharma, and A. Brandenburg, “Backreaction of axion- $SU(2)$ dynamics during inflation,” *JCAP* **04** (2024) 018, [arXiv:2311.07557](#) [[astro-ph.CO](#)].
- [44] E. Dimastrogiovanni, M. Fasiello, M. Michelotti, and L. Pinol, “Primordial Gravitational Waves in non-Minimally Coupled Chromo-Natural Inflation,” [arXiv:2303.10718](#) [[astro-ph.CO](#)].
- [45] K. Ishiwata, E. Komatsu, and I. Obata, “Axion-gauge field dynamics with backreaction,” *JCAP* **03** no. 03, (2022) 010, [arXiv:2111.14429](#) [[hep-ph](#)].
- [46] E. Dimastrogiovanni, M. Fasiello, and A. Papageorgiou, “A novel PBH production mechanism from non-Abelian gauge fields during inflation,” [arXiv:2403.13581](#) [[astro-ph.CO](#)].
- [47] R. Namba, M. Peloso, M. Shiraishi, L. Sorbo, and C. Unal, “Scale-dependent gravitational waves from a rolling axion,” *JCAP* **1601** no. 01, (2016) 041, [arXiv:1509.07521](#) [[astro-ph.CO](#)].
- [48] O. Özsoy, “Synthetic Gravitational Waves from a Rolling Axion Monodromy,” *JCAP* **04** (2021) 040, [arXiv:2005.10280](#) [[astro-ph.CO](#)].
- [49] N. Barnaby, J. Moxon, R. Namba, M. Peloso, G. Shiu, *et al.*, “Gravity waves and non-Gaussian features from particle production in a sector gravitationally coupled to the inflaton,” *Phys.Rev.* **D86** (2012) 103508, [arXiv:1206.6117](#) [[astro-ph.CO](#)].
- [50] K. Freese, J. A. Frieman, and A. V. Olinto, “Natural inflation with pseudo - Nambu-Goldstone bosons,” *Phys.Rev.Lett.* **65** (1990) 3233–3236.
- [51] L. McAllister, E. Silverstein, and A. Westphal, “Gravity Waves and Linear Inflation from Axion Monodromy,” *Phys.Rev.* **D82** (2010) 046003, [arXiv:0808.0706](#) [[hep-th](#)].
- [52] L. McAllister, E. Silverstein, A. Westphal, and T. Wrase, “The Powers of Monodromy,” [arXiv:1405.3652](#) [[hep-th](#)].
- [53] M. Peloso, L. Sorbo, and C. Unal, “Rolling axions during inflation: perturbativity and signatures,” *JCAP* **09** (2016) 001, [arXiv:1606.00459](#) [[astro-ph.CO](#)].

- [54] J. Garcia-Bellido, M. Peloso, and C. Unal, “Gravitational waves at interferometer scales and primordial black holes in axion inflation,” *JCAP* **1612** no. 12, (2016) 031, [arXiv:1610.03763 \[astro-ph.CO\]](#).
- [55] J. Garcia-Bellido, M. Peloso, and C. Unal, “Gravitational Wave signatures of inflationary models from Primordial Black Hole Dark Matter,” *JCAP* **09** (2017) 013, [arXiv:1707.02441 \[astro-ph.CO\]](#).
- [56] O. Özsoy, “On Synthetic Gravitational Waves from Multi-field Inflation,” *JCAP* **1804** (2018) 062, [arXiv:1712.01991 \[astro-ph.CO\]](#).
- [57] O. Özsoy, “Parity violating non-Gaussianity from axion-gauge field dynamics,” *Phys. Rev. D* **104** no. 12, (2021) 123523, [arXiv:2106.14895 \[astro-ph.CO\]](#).
- [58] T. Fujita, T. Murata, I. Obata, and M. Shiraishi, “Parity-violating scalar trispectrum from a rolling axion during inflation,” [arXiv:2310.03551 \[astro-ph.CO\]](#).
- [59] M. M. Anber and L. Sorbo, “Naturally inflating on steep potentials through electromagnetic dissipation,” *Phys. Rev.* **D81** (2010) 043534, [arXiv:0908.4089 \[hep-th\]](#).
- [60] O. Özsoy and G. Tasinato, “Inflation and Primordial Black Holes,” *Universe* **9** no. 5, (2023) 203, [arXiv:2301.03600 \[astro-ph.CO\]](#).
- [61] J. Fumagalli, S. Renaux-Petel, J. W. Ronayne, and L. T. Witkowski, “Turning in the landscape: a new mechanism for generating Primordial Black Holes,” [arXiv:2004.08369 \[hep-th\]](#).
- [62] P. Campeti, O. Özsoy, I. Obata, and M. Shiraishi, “New constraints on axion-gauge field dynamics during inflation from Planck and BICEP/Keck data sets,” *JCAP* **07** no. 07, (2022) 039, [arXiv:2203.03401 \[astro-ph.CO\]](#).
- [63] R. Z. Ferreira and M. S. Sloth, “Universal Constraints on Axions from Inflation,” [arXiv:1409.5799 \[hep-ph\]](#).
- [64] S. Mukohyama, R. Namba, M. Peloso, and G. Shiu, “Blue Tensor Spectrum from Particle Production during Inflation,” *JCAP* **08** (2014) 036, [arXiv:1405.0346 \[astro-ph.CO\]](#).
- [65] M. Shiraishi, C. Hikage, R. Namba, T. Namikawa, and M. Hazumi, “Testing statistics of the CMB B-mode polarization toward unambiguously establishing quantum fluctuation of the vacuum,” *Phys. Rev. D* **94** no. 4, (2016) 043506, [arXiv:1606.06082 \[astro-ph.CO\]](#).
- [66] **LiteBIRD** Collaboration, P. Campeti *et al.*, “LiteBIRD Science Goals and Forecasts. A Case Study of the Origin of Primordial Gravitational Waves using Large-Scale CMB Polarization,” [arXiv:2312.00717 \[astro-ph.CO\]](#).
- [67] **LISA Cosmology Working Group** Collaboration, E. Bagui *et al.*, “Primordial black holes and their gravitational-wave signatures,” [arXiv:2310.19857 \[astro-ph.CO\]](#).
- [68] **Planck** Collaboration, Y. Akrami *et al.*, “Planck 2018 results. I. Overview and the cosmological legacy of Planck,” [arXiv:1807.06205 \[astro-ph.CO\]](#).
- [69] M. Tristram *et al.*, “Improved limits on the tensor-to-scalar ratio using BICEP and Planck data,” *Phys. Rev. D* **105** no. 8, (2022) 083524, [arXiv:2112.07961 \[astro-ph.CO\]](#).
- [70] P. Campeti and E. Komatsu, “New Constraint on the Tensor-to-scalar Ratio from the Planck and BICEP/Keck Array Data Using the Profile Likelihood,” *Astrophys. J.* **941** no. 2, (2022) 110, [arXiv:2205.05617 \[astro-ph.CO\]](#).
- [71] C. Germani and I. Musco, “Abundance of Primordial Black Holes Depends on the Shape of the Inflationary Power Spectrum,” *Phys. Rev. Lett.* **122** no. 14, (2019) 141302, [arXiv:1805.04087](#)

[astro-ph.CO].

- [72] V. De Luca, G. Franciolini, and A. Riotto, “On the Primordial Black Hole Mass Function for Broad Spectra,” *Phys. Lett. B* **807** (2020) 135550, [arXiv:2001.04371](#) [astro-ph.CO].
- [73] A. Caravano, E. Komatsu, K. D. Lozanov, and J. Weller, “Lattice Simulations of Axion-U(1) Inflation,” [arXiv:2204.12874](#) [astro-ph.CO].
- [74] K. N. Ananda, C. Clarkson, and D. Wands, “The Cosmological gravitational wave background from primordial density perturbations,” *Phys. Rev.* **D75** (2007) 123518, [arXiv:gr-qc/0612013](#) [gr-qc].
- [75] D. Baumann, P. J. Steinhardt, K. Takahashi, and K. Ichiki, “Gravitational Wave Spectrum Induced by Primordial Scalar Perturbations,” *Phys. Rev.* **D76** (2007) 084019, [arXiv:hep-th/0703290](#) [hep-th].
- [76] K. Kohri and T. Terada, “Semianalytic calculation of gravitational wave spectrum nonlinearly induced from primordial curvature perturbations,” *Phys. Rev.* **D97** no. 12, (2018) 123532, [arXiv:1804.08577](#) [gr-qc].
- [77] C. Yuan, Z.-C. Chen, and Q.-G. Huang, “Log-dependent slope of scalar induced gravitational waves in the infrared regions,” *Phys. Rev. D* **101** no. 4, (2020) 043019, [arXiv:1910.09099](#) [astro-ph.CO].
- [78] R.-G. Cai, S. Pi, and M. Sasaki, “Universal infrared scaling of gravitational wave background spectra,” *Phys. Rev. D* **102** no. 8, (2020) 083528, [arXiv:1909.13728](#) [astro-ph.CO].
- [79] O. Özsoy and G. Tasinato, “On the slope of the curvature power spectrum in non-attractor inflation,” *JCAP* **04** (2020) 048, [arXiv:1912.01061](#) [astro-ph.CO].
- [80] S. Pi and M. Sasaki, “Gravitational Waves Induced by Scalar Perturbations with a Lognormal Peak,” *JCAP* **09** (2020) 037, [arXiv:2005.12306](#) [gr-qc].
- [81] C. Unal, “Imprints of Primordial Non-Gaussianity on Gravitational Wave Spectrum,” *Phys. Rev. D* **99** no. 4, (2019) 041301, [arXiv:1811.09151](#) [astro-ph.CO].
- [82] G. Domènech, “Scalar Induced Gravitational Waves Review,” *Universe* **7** no. 11, (2021) 398, [arXiv:2109.01398](#) [gr-qc].
- [83] K. Schmitz, “New Sensitivity Curves for Gravitational-Wave Signals from Cosmological Phase Transitions,” *JHEP* **01** (2021) 097, [arXiv:2002.04615](#) [hep-ph].
- [84] O. Özsoy and Z. Lalak, “Primordial black holes as dark matter and gravitational waves from bumpy axion inflation,” *JCAP* **01** (2021) 040, [arXiv:2008.07549](#) [astro-ph.CO].
- [85] N. Christensen, “Stochastic Gravitational Wave Backgrounds,” *Rept. Prog. Phys.* **82** no. 1, (2019) 016903, [arXiv:1811.08797](#) [gr-qc].
- [86] Z.-C. Chen, F. Huang, and Q.-G. Huang, “Stochastic Gravitational-wave Background from Binary Black Holes and Binary Neutron Stars and Implications for LISA,” *Astrophys. J.* **871** no. 1, (2019) 97, [arXiv:1809.10360](#) [gr-qc].
- [87] J. Crowder and N. J. Cornish, “Beyond LISA: Exploring future gravitational wave missions,” *Phys. Rev. D* **72** (2005) 083005, [arXiv:gr-qc/0506015](#).
- [88] S. Hild *et al.*, “Sensitivity Studies for Third-Generation Gravitational Wave Observatories,” *Class. Quant. Grav.* **28** (2011) 094013, [arXiv:1012.0908](#) [gr-qc].
- [89] L. Sorbo, “Parity violation in the Cosmic Microwave Background from a pseudoscalar inflaton,” *JCAP* **06** (2011) 003, [arXiv:1101.1525](#) [astro-ph.CO].

- [90] S.-L. Cheng, W. Lee, and K.-W. Ng, “Numerical study of pseudoscalar inflation with an axion-gauge field coupling,” *Phys. Rev. D* **93** no. 6, (2016) 063510, [arXiv:1508.00251 \[astro-ph.CO\]](#).
- [91] A. Notari and K. Tywoniuk, “Dissipative Axial Inflation,” *JCAP* **12** (2016) 038, [arXiv:1608.06223 \[hep-th\]](#).
- [92] O. O. Sobol, E. V. Gorbar, and S. I. Vilchinskii, “Backreaction of electromagnetic fields and the Schwinger effect in pseudoscalar inflation magnetogenesis,” *Phys. Rev. D* **100** no. 6, (2019) 063523, [arXiv:1907.10443 \[astro-ph.CO\]](#).
- [93] G. Dall’Agata, S. González-Martín, A. Papageorgiou, and M. Peloso, “Warm dark energy,” *JCAP* **08** (2020) 032, [arXiv:1912.09950 \[hep-th\]](#).
- [94] E. V. Gorbar, K. Schmitz, O. O. Sobol, and S. I. Vilchinskii, “Gauge-field production during axion inflation in the gradient expansion formalism,” *Phys. Rev. D* **104** no. 12, (2021) 123504, [arXiv:2109.01651 \[hep-ph\]](#).
- [95] R. Durrer, O. Sobol, and S. Vilchinskii, “Backreaction from gauge fields produced during inflation,” *Phys. Rev. D* **108** no. 4, (2023) 043540, [arXiv:2303.04583 \[gr-qc\]](#).
- [96] R. von Eckardstein, M. Peloso, K. Schmitz, O. Sobol, and L. Sorbo, “Axion inflation in the strong-backreaction regime: decay of the Anber-Sorbo solution,” *JHEP* **11** (2023) 183, [arXiv:2309.04254 \[hep-ph\]](#).
- [97] V. Domcke, Y. Ema, and S. Sandner, “Perturbatively including inhomogeneities in axion inflation,” *JCAP* **03** (2024) 019, [arXiv:2310.09186 \[astro-ph.CO\]](#).
- [98] D. G. Figueroa, J. Lizarraga, A. Urío, and J. Urrestilla, “Strong Backreaction Regime in Axion Inflation,” *Phys. Rev. Lett.* **131** no. 15, (2023) 151003, [arXiv:2303.17436 \[astro-ph.CO\]](#).
- [99] R. Z. Ferreira, J. Ganc, J. Noreña, and M. S. Sloth, “On the validity of the perturbative description of axions during inflation,” *JCAP* **04** (2016) 039, [arXiv:1512.06116 \[astro-ph.CO\]](#). [Erratum: *JCAP* **10**, E01 (2016)].
- [100] A. Agrawal, T. Fujita, and E. Komatsu, “Tensor Non-Gaussianity from Axion-Gauge-Fields Dynamics : Parameter Search,” *JCAP* **06** (2018) 027, [arXiv:1802.09284 \[astro-ph.CO\]](#).