

# The nucleon axial radius

Yi Chen,<sup>1,\*</sup> Yang Li,<sup>1,†</sup> Cédric Lorce,<sup>2,‡</sup> and Qun Wang<sup>1,3,§</sup>

<sup>1</sup>Department of Modern Physics, University of Science and Technology of China, Hefei, Anhui 230026, China

<sup>2</sup>CPHT, CNRS, École polytechnique, Institut Polytechnique de Paris, 91120 Palaiseau, France

<sup>3</sup>School of Mechanics and Physics, Anhui University of Science and Technology, Huainan, Anhui 232001, China

We present a systematic study of the relativistic axial-vector four-current distributions inside a nucleon. We show in particular that the slope of the axial form factor  $G_A(Q^2)$  in the forward limit – conventionally denoted as  $R_A^2$  in the literature – does not represent the three-dimensional mean-square axial radius in the Breit frame, but corresponds instead to a contribution to the mean-square spin radius. We derive explicit expressions for the latter in different frames and find in general additional contributions that depend on both the nucleon mass and the forward values of the axial-vector form factors  $G_A(0)$  and  $G_P(0)$ .

*Introduction.*—A fundamental aspect of the nucleon spin structure is captured by the axial-vector form factors (FFs), which are Lorentz-invariant quantities playing a crucial role in the weak sector, especially in neutrino scattering [1–8] and oscillation [9–13] experiments. Numerous theoretical investigations of these FFs based on chiral perturbation theory and phenomenological models can be found in Refs. [14–23]. Tremendous progress from the lattice QCD side have also been reported in the last few years [24–31]. For recent reviews on axial-vector FFs, see e.g. Refs. [32–37].

Following the early works [38, 39], the mean-square axial radius of the nucleon is traditionally defined in the literature as [8, 40–43]

$$R_A^2 \equiv -\frac{6}{G_A(0)} \left. \frac{dG_A(Q^2)}{dQ^2} \right|_{Q^2=0}, \quad (1)$$

where  $G_A(Q^2)$  is the axial FF. This definition is based on an analogy with the standard expression for the mean-square charge radius [44, 45]

$$\langle r_E^2 \rangle = -\frac{6}{G_E(0)} \left. \frac{dG_E(Q^2)}{dQ^2} \right|_{Q^2=0}, \quad (2)$$

It should be stressed that Eq. (2) is not merely a definition, but the result of evaluating the  $r^2$ -moment of the conventional electric charge distribution of the nucleon in the Breit frame (BF) [45]. In this particular case, it turns out that the mean-square charge radius can be simply expressed in terms of the slope of the electric FF at  $Q^2 = 0$ . However, the relations between mean-square radii and FFs are in general more complicated. For example, the mean-square mass radius of a spin-0 target

with mass  $M$  is given by [46]

$$\langle r_m^2 \rangle = -6 \left. \frac{dA(Q^2)}{dQ^2} \right|_{Q^2=0} - \frac{3D(0)}{2M^2} - \frac{3}{4M^2}, \quad (3)$$

where  $A(Q^2)$  and  $D(Q^2)$  are gravitational FFs that parametrize the energy-momentum tensor of the system, and the last term is a relativistic recoil contribution neglected in Ref. [46]. Similar expressions have been found for spin- $\frac{1}{2}$  [47], spin-1 [48] and spin- $\frac{3}{2}$  [49] targets. In the case of the mechanical radius, there is even no FF derivative [46].

In view of these observations, the aim of the present Letter is to determine to what extent it is actually justified to interpret the quantity defined in Eq. (1) as the mean-square axial radius of the nucleon.

*Mean-square radii.*—Fundamentally, the notion of mean-square radius characterizes the extension of a spatial distribution  $\rho(\mathbf{r})$  and is defined as

$$\langle r^2 \rangle \equiv \frac{\int d^3r r^2 \rho(\mathbf{r})}{\int d^3r \rho(\mathbf{r})} = -\frac{1}{\tilde{\rho}(\mathbf{0})} \left. \nabla_{\Delta}^2 \tilde{\rho}(\Delta) \right|_{\Delta=\mathbf{0}}, \quad (4)$$

where

$$\tilde{\rho}(\Delta) = \int d^3r e^{i\Delta \cdot \mathbf{r}} \rho(\mathbf{r}). \quad (5)$$

This inverse Fourier transform is usually identified with some BF amplitude, i.e. a matrix element where the initial and final momenta satisfy  $\mathbf{p}_B = -\mathbf{p}'_B = -\Delta/2$ .

For example, the conventional electric charge distribution of the nucleon [45] is defined as the Fourier transform of the following BF amplitude

$$\tilde{J}_B^0(\Delta) \equiv \frac{\langle p'_B, \uparrow | j^0(0) | p_B, \uparrow \rangle}{2M} = e G_E(\Delta^2), \quad (6)$$

where  $j^\mu(x)$  is the electromagnetic four-current operator,  $|p, s\rangle$  is a covariantly normalized momentum eigenstate with canonical polarization  $s$ , and  $e$  is the positive unit of electric charge. Setting  $\tilde{\rho} = \tilde{J}_B^0$  in Eq. (4) leads directly to Eq. (2), since in the BF we can write  $Q^2 = \Delta^2$ .

\* physchen@mail.ustc.edu.cn

† leeyoung1987@ustc.edu.cn

‡ Corresponding author: cedric.lorce@polytechnique.edu

§ qunwang@ustc.edu.cn

This is to be contrasted with the phase-space formalism [50–52], where the intrinsic relativistic electric charge distribution of the nucleon is unambiguously defined as the Fourier transform of

$$\tilde{\mathcal{J}}_B^0(\Delta) \equiv \frac{\langle p'_B, \uparrow | j^0(0) | p_B, \uparrow \rangle}{2P_B^0} = e \frac{M}{P_B^0} G_E(\Delta^2), \quad (7)$$

in agreement with older analyses [53, 54] and the Lorentz invariance of the electric charge. The BF energy is given by  $P_B^0 = p_B^0 = p'_B^0 = M\sqrt{1 + \tau}$  with  $\tau \equiv Q^2/(4M^2)$ , and one concludes that the relativistic mean-square charge radius of the proton is in fact given by [52]

$$\langle r_{\text{ch}}^2 \rangle = \langle r_E^2 \rangle + \frac{3}{4M^2}. \quad (8)$$

The additional term, known as the Darwin-Foldy term, actually appeared in Ref. [44] but was later discarded by hand to comply with the conventions in force in atomic spectroscopy.

*3D Breit frame distributions.*—The axial-vector four-current operator for a given quark flavor is given by  $j_5^\mu(x) = \bar{\psi}(x)\gamma^\mu\gamma_5\psi(x)$ . The corresponding spin- $\frac{1}{2}$  matrix elements can be parametrized as [32]

$$\begin{aligned} \langle p', s' | j_5^\mu(0) | p, s \rangle = \\ \bar{u}(p', s') \left[ \gamma^\mu \gamma_5 G_A(Q^2) + \frac{\Delta^\mu \gamma_5}{2M} G_P(Q^2) \right] u(p, s), \end{aligned} \quad (9)$$

where  $G_P(Q^2)$  is the induced pseudoscalar FF, and  $\Delta^\mu = p'^\mu - p^\mu$  is the four-momentum transfer.

Similarly to Eq. (7), we define the axial-vector BF amplitudes as

$$\tilde{\mathcal{A}}_B^\mu(\Delta) \equiv \frac{\langle p'_B, \uparrow | j_5^\mu(0) | p_B, \uparrow \rangle}{2P_B^0} \quad (10)$$

with the nucleon spin polarized along an arbitrary direction denoted by the unit vector  $\hat{\mathbf{s}}$ . We obtain

$$\begin{aligned} \tilde{\mathcal{A}}_B^0 &= 0, \\ \tilde{\mathcal{A}}_B^i &= \left[ \hat{s}^i - \frac{\Delta^i(\Delta \cdot \hat{\mathbf{s}})}{4P_B^0(P_B^0 + M)} \right] G_A(\Delta^2) \\ &\quad - \frac{\Delta^i(\Delta \cdot \hat{\mathbf{s}})}{4MP_B^0} G_P(\Delta^2). \end{aligned} \quad (11)$$

Contrary to the electromagnetic case, we see that the axial charge density vanishes in the BF, hence there is no nontrivial axial charge radius. This can be understood from the fact that the electromagnetic four-current is timelike, whereas the axial-vector four-current is spacelike.

Even though the axial charge density vanishes in the BF, it is possible to provide a density interpretation for the spatial part of the axial-vector current. Using the QCD equations of motion, the rank-3 canonical spin

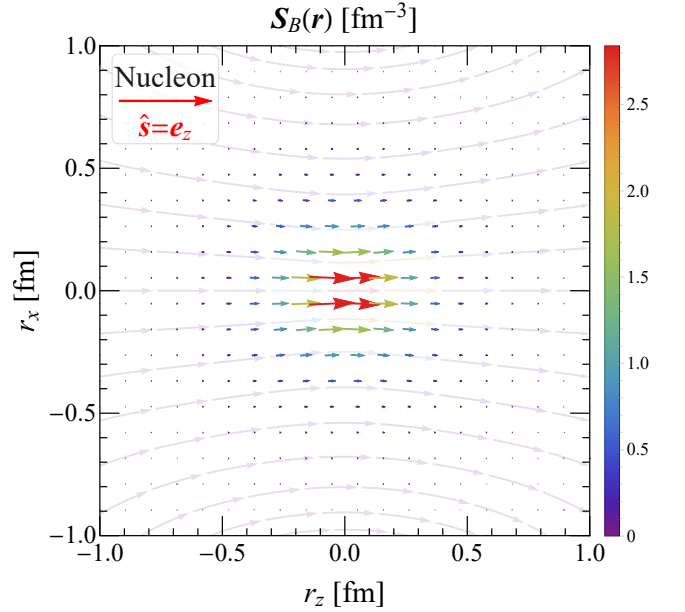


FIG. 1. The relativistic spin distribution  $\mathcal{S}_B(\mathbf{r})$  from Eq. (12) in the  $r_y = 0$  plane for a longitudinally polarized nucleon, using the nucleon axial-vector FFs (14) and parameters from Table I.

tensor operator of quarks can be expressed as  $S^{\mu\alpha\beta} = \frac{1}{2}\epsilon^{\mu\alpha\beta\lambda}j_{5\lambda}$  with  $\epsilon_{0123} = +1$  [55]. The quark spin density operator is then given by  $S^i = \frac{1}{2}\epsilon^{ijk}S^{0jk} = \frac{1}{2}j_5^i$ , and the corresponding spin distribution in the BF reads [56]

$$\mathcal{S}_B^i(\mathbf{r}) = \frac{1}{2} \int \frac{d^3\Delta}{(2\pi)^3} e^{-i\Delta \cdot \mathbf{r}} \tilde{\mathcal{A}}_B^i(\Delta). \quad (12)$$

It follows that the notion of mean-square (quark) spin radius is physically meaningful

$$\begin{aligned} \langle r_{\text{spin}}^2 \rangle &\equiv \frac{\int d^3r r^2 \hat{\mathbf{s}} \cdot \mathcal{S}_B(\mathbf{r})}{\int d^3r \hat{\mathbf{s}} \cdot \mathcal{S}_B(\mathbf{r})} \\ &= R_A^2 + \frac{1}{4M^2} \left( 1 + \frac{2G_P(0)}{G_A(0)} \right). \end{aligned} \quad (13)$$

Besides the  $R_A^2$  term coming from the slope of the axial FF at  $Q^2 = 0$  given by Eq. (1), we find two additional contributions associated with the  $\Delta^i(\Delta \cdot \hat{\mathbf{s}})$  terms in Eq. (11). The latter can be understood as relativistic effects [52, 57] which can formally be ignored only if we consider the static limit  $M \rightarrow \infty$ .

In Figure 1, we illustrate the quark spin distribution (12) using the FFs  $G_A^{(u+d)}(Q^2) \equiv G_A^u(Q^2) + G_A^d(Q^2)$  and  $G_P^{(u+d)}(Q^2) \equiv G_P^u(Q^2) + G_P^d(Q^2)$  from recent lattice QCD calculations [29], where  $G_X^f(Q^2)$  for  $X = A, P$  and  $f = u, d$  are parametrized as

$$G_X^f(Q^2) = \frac{G_X^f(0)}{\left(1 + \frac{Q^2}{(m_X^f)^2}\right)^2} \quad (14)$$

TABLE I. The dipole model parametrization of the axial and induced pseudoscalar form factors of the  $u$  and  $d$  quarks in a nucleon from Ref. [29].

$G_A^u(0)$	$G_A^d(0)$	$m_A^u$ [GeV]	$m_A^d$ [GeV]
0.859	-0.423	1.187	1.168
$G_P^u(0)$	$G_P^d(0)$	$m_P^u$ [GeV]	$m_P^d$ [GeV]
125	-115	0.193	0.191

with the dipolar parameters given in Table I. We find  $\sqrt{\langle r_{\text{spin}}^2 \rangle} \approx 0.916$  fm and  $R_A \approx 0.567$  fm, which indicate that the additional terms in (13) are not small corrections.

*2D light-front distributions.*—BF distributions are often criticized on the basis of their lack of strict probabilistic interpretation [58]. By focusing on a Galilean subgroup of the Lorentz group, the light-front (LF) formalism avoids the appearance of relativistic recoil corrections and allows one to define genuine densities, i.e. distributions with strict probabilistic interpretation [59].

In the LF formalism [60], a four-vector is represented by the set of components  $a^\mu = [a^+, a^-, \mathbf{a}_\perp]$  with  $a^\pm \equiv (a^0 \pm a^3)/\sqrt{2}$ . Since the scalar product takes the form  $p \cdot x = p^- x^+ + p^+ x^- - \mathbf{p}_\perp \cdot \mathbf{x}_\perp$ , treating  $x^+$  as the LF time variable implies that  $p^-$  corresponds to the LF energy, given by  $(\mathbf{p}_\perp^2 + M^2)/(2p^+)$  according to the mass shell relation.

Similarly to the electromagnetic distributions studied in Ref. [51], the axial-vector LF distributions are defined via the following two-dimensional Fourier transform

$$\mathcal{A}_{\text{LF}}^\mu(\mathbf{b}_\perp; P^+) = \int \frac{d^2 \Delta_\perp}{(2\pi)^2} e^{-i\Delta_\perp \cdot \mathbf{b}_\perp} \tilde{\mathcal{A}}_{\text{LF}}^\mu(\Delta_\perp; P^+), \quad (15)$$

where the amplitudes with given initial and final LF helicities

$$\tilde{\mathcal{A}}_{\text{LF}}^\mu(\Delta_\perp; P^+) \equiv \frac{\text{LF} \langle p', \lambda' | j_5^\mu(0) | p, \lambda \rangle_{\text{LF}}}{2P^+} \quad (16)$$

are evaluated in the so-called symmetric LF frame specified by  $\mathbf{P}_\perp = (\mathbf{p}'_\perp + \mathbf{p}_\perp)/2 = \mathbf{0}_\perp$  and  $\Delta^+ = 0$ . Note that the latter condition amounts to an integration over the longitudinal LF coordinate  $r^-$  in position space.

Using the LF Dirac spinors in the parametrization (9), we find

$$\begin{aligned} \tilde{\mathcal{A}}_{\text{LF}}^+ &= (\sigma_z)_{\lambda'\lambda} G_A(\Delta_\perp^2), \\ \tilde{\mathcal{A}}_{\text{LF}}^- &= -\frac{P^-}{P^+} (\sigma_z)_{\lambda'\lambda} G_A(\Delta_\perp^2), \\ \tilde{\mathcal{A}}_{\text{LF}}^i &= \frac{M}{P^+} \left[ (\sigma_\perp^i)_{\lambda'\lambda} + \frac{i\tilde{\Delta}_\perp^i}{2M} \delta_{\lambda'\lambda} \right] G_A(\Delta_\perp^2) \\ &\quad - \frac{\Delta_\perp^i (\Delta_\perp \cdot \boldsymbol{\sigma}_\perp)_{\lambda'\lambda}}{4MP^+} G_P(\Delta_\perp^2), \end{aligned} \quad (17)$$

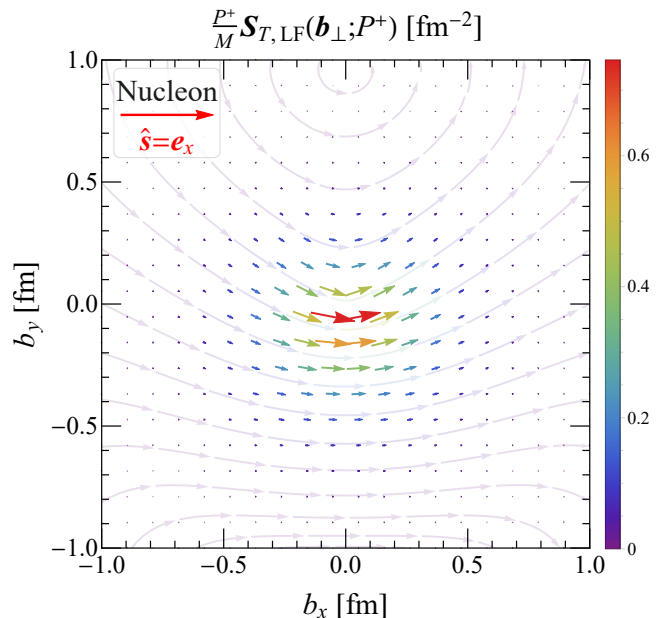


FIG. 2. The scaled 2D transverse LF spin distribution  $\frac{P^+}{M} \mathcal{S}_{T,\text{LF}}(\mathbf{b}_\perp; P^+) = \frac{P^+}{2M} \mathcal{A}_{\perp,\text{LF}}^+(\mathbf{b}_\perp; P^+)$  from Eq. (15) for a transversely polarized nucleon, using the nucleon axial-vector FFs (14) and parameters from Table I.

where  $\sigma^i$  are the Pauli matrices and  $\tilde{\Delta}_\perp \equiv \mathbf{e}_z \times \Delta_\perp$ . The LF axial charge distribution  $\mathcal{A}_{\text{LF}}^+(\mathbf{b}_\perp)$  turns out to be  $P^+$ -independent. It does not vanish in the case of a longitudinally polarized nucleon and is interpreted in the LF formalism as the quark helicity distribution [59, 61].

The mean-square helicity (or axial) radius is then naturally defined on the LF for  $\lambda' = \lambda$  as [61]

$$\langle b_A^2 \rangle_{\text{LF}} = \frac{\int d^2 b_\perp b_\perp^2 \mathcal{A}_{\text{LF}}^+(\mathbf{b}_\perp)}{\int d^2 b_\perp \mathcal{A}_{\text{LF}}^+(\mathbf{b}_\perp)} = \frac{2}{3} R_A^2. \quad (18)$$

Since LF distributions are two-dimensional, it is tempting to interpret  $R_A^2$  as the corresponding three-dimensional mean-square axial radius, e.g. based on the Abel-Radon transformation [62, 63]. This would be justified if we could demonstrate that the LF axial charge distribution is the projection of a spherically symmetric 3D distribution onto the transverse plane. Unfortunately, 3D LF distributions with strict probabilistic interpretation do not exist because of the necessary  $\Delta^+ = 0$  constraint [64].

Alternatively, one can consider the longitudinal LF spin distribution given by  $S_{L,\text{LF}} \equiv \frac{1}{4} \text{Tr}[\sigma_z \mathcal{A}_{\text{LF}}^+]$ , which is nothing other than half of the light-front helicity distribution. Since by definition the mean-square radius does not depend on the overall normalization of the distribution, we obtain naturally

$$\langle b_{\text{spin},L}^2 \rangle_{\text{LF}} = \langle b_A^2 \rangle_{\text{LF}} = \frac{2}{3} R_A^2. \quad (19)$$

If we use instead the transverse LF spin distribu-

tion  $S_{T,LF} \equiv \frac{1}{4} \text{Tr}[\boldsymbol{\sigma}_\perp \cdot \boldsymbol{\mathcal{A}}_{\perp,LF}] = \hat{\mathbf{s}}_\perp \cdot \mathbf{S}_{T,LF}$ , where  $\mathbf{S}_{T,LF}(\mathbf{b}_\perp; P^+)$  is illustrated in Fig. 2, we find

$$\langle b_{\text{spin},T}^2 \rangle_{LF} = \frac{2}{3} R_A^2 + \frac{1}{2M^2} \frac{G_P(0)}{G_A(0)}. \quad (20)$$

Note that the  $P^+$ -dependence of  $S_{T,LF}$  enters merely as a global factor and drops out when calculating the mean-square radius. The difference between longitudinal and transverse LF mean-square spin radii is of relativistic origin, and disappears in the static limit  $M \rightarrow \infty$ .

*2D elastic frame distributions.*—BF and LF axial-vector distributions look somewhat different. To understand how they are related to each other, we can use the phase-space formalism and define 2D elastic frame (EF) distributions [47, 56]. Besides transverse position, these time-independent distributions depend also on the average momentum  $\mathbf{P} = (\mathbf{p}' + \mathbf{p})/2 \equiv P_z \mathbf{e}_z$  of the target, which defines the  $z$ -axis without loss of generality. Taking the limit  $P_z \rightarrow 0$  we obtain the projection of the BF distributions onto the transverse plane, while taking the infinite momentum limit  $P_z \rightarrow \infty$  we recover basically the LF distributions [50–52].

Similarly to the axial-vector LF distributions (15), the axial-vector EF distributions are defined via the following two-dimensional Fourier transform

$$\mathcal{A}_{\text{EF}}^\mu(\mathbf{b}_\perp; P_z) = \int \frac{d^2 \Delta_\perp}{(2\pi)^2} e^{-i \Delta_\perp \cdot \mathbf{b}_\perp} \tilde{\mathcal{A}}_{\text{EF}}^\mu(\Delta_\perp; P_z), \quad (21)$$

where the EF amplitudes in polarization space

$$\tilde{\mathcal{A}}_{\text{EF}}^\mu(\Delta_\perp; P_z) \equiv \frac{\langle p', s' | j_5^\mu(0) | p, s \rangle}{2P^0} \quad (22)$$

are evaluated in a generic frame where  $\mathbf{P}_\perp = \mathbf{0}_\perp$  and  $\Delta_z = 0$  to ensure that no energy is transferred to the system. We can therefore write  $p^0 = p^0 = P^0 = \sqrt{M^2(1 + \tau) + P_z^2}$ .

Evaluating the matrix elements (9) in a generic EF, we find

$$\begin{aligned} \tilde{\mathcal{A}}_{\text{EF}}^0 &= \frac{P_z}{P^0} (\sigma_z)_{s's} G_A(\Delta_\perp^2), \\ \tilde{\mathcal{A}}_{z,\text{EF}} &= (\sigma_z)_{s's} G_A(\Delta_\perp^2), \\ \tilde{\mathcal{A}}_{\perp,\text{EF}}^i &= \\ & \frac{\sqrt{P^2}}{P^0} \left[ (\sigma_\perp^i)_{s's} \cos \theta - \frac{i \tilde{\Delta}_\perp^i}{2M\sqrt{\tau}} \delta_{s's} \sin \theta \right] G_A(\Delta_\perp^2) \\ & - \frac{\Delta_\perp^i (\Delta_\perp \cdot \boldsymbol{\sigma}_\perp)_{s's}}{4P^0} \left[ \frac{G_A(\Delta_\perp^2)}{P^0 + M} + \frac{G_P(\Delta_\perp^2)}{M} \right], \end{aligned} \quad (23)$$

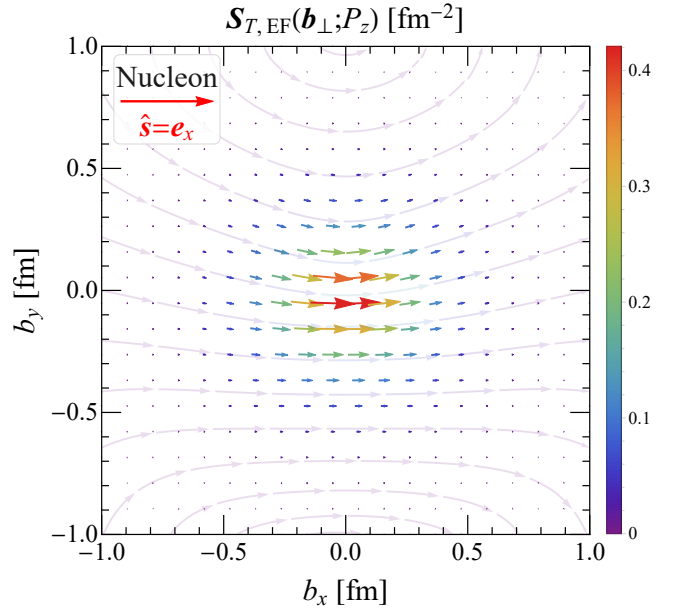


FIG. 3. The transverse EF spin distribution  $\mathbf{S}_{T,\text{EF}}(\mathbf{b}_\perp; P_z) = \frac{1}{2} \boldsymbol{\mathcal{A}}_{\perp,\text{EF}}(\mathbf{b}_\perp; P_z)$  from Eq. (21) for a transversely polarized nucleon at  $P_z = 1$  GeV, using the nucleon axial-vector FFs (14) and parameters from Table I.

with the Wigner rotation given by [51, 65]

$$\begin{aligned} \cos \theta &= \frac{P^0 + M(1 + \tau)}{(P^0 + M)\sqrt{1 + \tau}}, \\ \sin \theta &= -\frac{\sqrt{\tau} P_z}{(P^0 + M)\sqrt{1 + \tau}}. \end{aligned} \quad (24)$$

This result agrees with the expected Lorentz transformation law for amplitudes from the BF to a generic EF [66, 67]

$$\begin{aligned} \langle p', s' | j_5^\mu(0) | p, s \rangle &= \sum_{s'_B, s_B} D_{s'_B}^{\dagger(1/2)}(p'_B, \Lambda) D_{s_B}^{(1/2)}(p_B, \Lambda) \\ & \times \Lambda^\mu{}_\nu \langle p'_B, s'_B | j_5^\nu(0) | p_B, s_B \rangle, \end{aligned} \quad (25)$$

where  $D^{(1/2)}$  is the Wigner spin rotation matrix for a spin- $\frac{1}{2}$  system. It is straightforward to see that the EF amplitudes (23) reduce to the BF ones (11) with  $\Delta_z = 0$  when  $P_z \rightarrow 0$ , and to the LF ones (17) up to some convention-dependent factors when  $P_z \rightarrow \infty$  [51, 52].

When  $P_z > 0$ , the axial density is nonzero. We can then define a meaningful mean-square axial radius in a generic EF for a longitudinally polarized target  $s' = s$

$$\langle b_A^2 \rangle_{\text{EF}}(P_z) = \frac{\int d^2 b_\perp b_\perp^2 \mathcal{A}_{\text{EF}}^0(\mathbf{b}_\perp; P_z)}{\int d^2 b_\perp \mathcal{A}_{\text{EF}}^0(\mathbf{b}_\perp; P_z)} = \frac{2}{3} R_A^2 + \frac{1}{2E_P^2} \quad (26)$$

with  $E_P = \sqrt{M^2 + P_z^2}$ . We stress, however, that the 2D axial density is not intrinsic and arises simply because a longitudinal boost mixes the components  $\mathcal{A}^0$  and  $\mathcal{A}_z$ . In the LF formalism the boost is not necessary since one

defines from the very beginning the density via the component  $\mathcal{A}^+ = (\mathcal{A}^0 + \mathcal{A}_z)/\sqrt{2}$ .

Alternatively, we can consider the longitudinal and transverse EF spin distributions  $S_{L,\text{EF}} \equiv \frac{1}{4}\text{Tr}[\sigma_z \mathcal{A}_{z,\text{EF}}]$  and  $S_{T,\text{EF}} \equiv \frac{1}{4}\text{Tr}[\boldsymbol{\sigma}_\perp \cdot \boldsymbol{\mathcal{A}}_{\perp,\text{EF}}] = \hat{\mathbf{s}}_\perp \cdot \mathbf{S}_{T,\text{EF}}$ , where the transverse spin distribution  $\mathbf{S}_{T,\text{EF}}(\mathbf{b}_\perp; P_z)$  is illustrated in Fig. 3. The corresponding mean-square radii read

$$\begin{aligned} \langle b_{\text{spin},L}^2 \rangle_{\text{EF}} &= \frac{2}{3} R_A^2, \\ \langle b_{\text{spin},T}^2 \rangle_{\text{EF}}(P_z) &= \frac{2}{3} R_A^2 + \frac{1}{2M^2} \frac{G_P(0)}{G_A(0)} \\ &\quad - \frac{1}{2M(E_P + M)} + \frac{1}{2E_P^2}. \end{aligned} \quad (27)$$

In the infinite-momentum limit  $P_z \rightarrow \infty$ , we recover, as expected, the LF mean-square spin radii (19) and (20). Interestingly, if we average over all spin directions and take  $P_z \rightarrow 0$ , we find

$$\frac{\langle b_{\text{spin},L}^2 \rangle_{\text{EF}} + 2 \langle b_{\text{spin},T}^2 \rangle_{\text{EF}}(0)}{3} = \frac{2}{3} \langle r_{\text{spin}}^2 \rangle, \quad (28)$$

in agreement with the 3D BF mean-square spin radius given in Eq. (13), taking into account the fact that the latter does not depend on the spin direction.

*Conclusions.*—It is often taken for granted that the slope of a form factor at  $Q^2 = 0$  can be interpreted as some mean-square radius. While this is somehow justified for the standard electromagnetic form factors, it is not true in general. Indeed, a mean-square radius measures the spatial extent of a physical distribution, and is directly related to the slope of a momentum-space amplitude in the limit of vanishing momentum transfer. Momentum-space amplitudes are in turn parametrized in terms of form factors, but the parametrization is not unique. As a result, form factors themselves often do not have any simple physical interpretation and their slopes at  $Q^2 = 0$  do not represent in general meaningful mean-square radii.

We investigated in this Letter to what extent the slope of the axial-vector form factor  $G_A(Q^2)$  at  $Q^2 = 0$  (1), often denoted as  $R_A^2$  in the literature, can effectively be interpreted as some mean-square radius characterizing the spatial axial structure of the nucleon.

In the Breit frame where 3D spatial distributions are traditionally defined, the axial density vanishes (11).

This means that, strictly speaking, the 3D mean-square axial radius does not exist. Alternatively, a meaningful 3D quark spin density can be defined from the axial-vector current in the Breit frame. Its mean-square radius differs however from  $R_A^2$  by a term that involves both the nucleon mass and the forward values of the axial-vector form factors (13).

Another option is to consider 2D spatial distributions in the light-front formalism. For a longitudinally polarized nucleon, the 2D mean-square axial radius is equal to the mean-square longitudinal spin radius, given by  $\frac{2}{3}R_A^2$  (19). For the transverse spin distribution, the mean-square radius receives however an additional contribution (20).

An interpolation between the Breit frame and light-front results can be obtained by using the concept of 2D elastic frame distributions, based on the phase-space formalism. When the nucleon has finite average momentum  $P_z$ , the 2D mean-square axial and transverse spin radii receive additional  $P_z$ -dependent contributions compared to the light-front ones, see Eqs. (26) and (27). These extra contributions disappear however in the infinite-momentum limit  $P_z \rightarrow \infty$ .

In summary, contrary to what is usually assumed in the literature we do not find any proper justification for interpreting the quantity  $R_A^2$  as the physical 3D mean-square axial radius of a spin- $\frac{1}{2}$  target (a nucleon for instance). To the best of our knowledge, the only meaningful 3D density that can be obtained from the axial-vector four-current is the quark spin distribution in the Breit frame. Its mean-square radius coincides with  $R_A^2$  only when relativistic recoil corrections can be neglected, i.e. in the formal limit of an infinitely massive nucleon. From a 2D perspective, however, the quantity  $\frac{2}{3}R_A^2$  can consistently be interpreted as the mean-square axial or longitudinal spin radius, albeit only for a longitudinally polarized nucleon.

*Acknowledgments.*—We warmly thank Raza Sabbir Sufian for very helpful communications at an early stage of this work, and Dao-Neng Gao and Ren-You Zhang for valuable discussions. This work is supported in part by the National Natural Science Foundation of China (NSFC) under Grant No. 12135011, by the Strategic Priority Research Program of the Chinese Academy of Sciences (CAS) under Grant No. XDB34030102, and by the Chinese Academy of Sciences (CAS) under Grant No. YSBR-101.

- 
- [1] W. A. Mann *et al.*, *Phys. Rev. Lett.* **31**, 844–847 (1973).  
 [2] N. J. Baker, A. M. Cnops, P. L. Connolly, S. A. Kahn, H. G. Kirk, M. J. Murtagh, R. B. Palmer, N. P. Samios, and M. Tanaka, *Phys. Rev. D* **23**, 2499–2505 (1981).  
 [3] J. Horstkotte, A. Entenberg, R. S. Galik, A. K. Mann, H. H. Williams, W. Kozanecki, C. Rubbia, J. Strait,

- L. Sulak, and Peter J. Wanderer, *Phys. Rev. D* **25**, 2743 (1982).  
 [4] L. A. Ahrens *et al.*, *Phys. Rev. D* **35**, 785 (1987).  
 [5] A. A. Aguilar-Arevalo *et al.* (MiniBooNE Collaboration), *Phys. Rev. D* **82**, 092005 (2010).  
 [6] A. A. Aguilar-Arevalo *et al.* (MiniBooNE Collaboration),



- Phys. Rev. D **91**, 012004 (2015).
- [7] R. S. Sufian, K.-F. Liu, and D. G. Richards, *JHEP* **01**, 136 (2020).
- [8] T. Cai *et al.* (MINERvA Collaboration), *Nature* **614**, 48–53 (2023).
- [9] D. S. Ayres *et al.* (NOvA Collaboration), *The NOvA Technical Design Report* (2007).
- [10] K. Abe *et al.* (T2K Collaboration), *Nucl. Instrum. Meth. A* **659**, 106–135 (2011).
- [11] B. Abi *et al.* (DUNE Collaboration), [arXiv:2002.03005 \[hep-ex\]](https://arxiv.org/abs/2002.03005).
- [12] K. Abe *et al.* (Hyper-Kamiokande Collaboration), [arXiv:1805.04163 \[physics.ins-det\]](https://arxiv.org/abs/1805.04163).
- [13] F. An *et al.* (JUNO Collaboration), *J. Phys. G* **43**, 030401 (2016).
- [14] V. Bernard, N. Kaiser, and U. G. Meissner, *Phys. Rev. D* **50**, 6899–6901 (1994).
- [15] M. R. Schindler, T. Fuchs, J. Gegelia, and S. Scherer, *Phys. Rev. C* **75**, 025202 (2007).
- [16] G. Eichmann and C. S. Fischer, *Eur. Phys. J. A* **48**, 9 (2012).
- [17] H. Dahiya and M. Randhawa, *Phys. Rev. D* **90**, 074001 (2014).
- [18] I. V. Anikin, V. M. Braun, and N. Offen, *Phys. Rev. D* **94**, 034011 (2016).
- [19] S. Mamedov, B. B. Sirvanli, I. Atayev, and N. Huseynova, *Int. J. Theor. Phys.* **56**, 1861–1874 (2017).
- [20] C. Mondal, S. Xu, J. Lan, X. Zhao, Y. Li, D. Chakrabarti, and J. P. Vary, *Phys. Rev. D* **102**, 016008 (2020).
- [21] C. Chen, C. S. Fischer, C. D. Roberts, and J. Segovia, *Phys. Rev. D* **105**, 094022 (2022).
- [22] P. Cheng, F. E. Serna, Z.-Q. Yao, C. Chen, Z.-F. Cui, and C. D. Roberts, *Phys. Rev. D* **106**, 054031 (2022).
- [23] X. Y. Liu, A. Limphirat, K. Xu, Z. Zhao, K. Khosonthongkee, and Y. Yan, *Phys. Rev. D* **107**, 074006 (2023).
- [24] J. Green, N. Hasan, S. Meinel, M. Engelhardt, S. Krieg, J. Laeuchli, J. Negele, K. Orginos, A. Pochinsky, and S. Syritsyn, *Phys. Rev. D* **95**, 114502 (2017).
- [25] E. Shintani, K.-I. Ishikawa, Y. Kuramashi, S. Sasaki, and T. Yamazaki (PACS Collaboration), *Phys. Rev. D* **99**, 014510 (2019), [Erratum: *Phys.Rev.D* 102, 019902 (2020)].
- [26] Y.-C. Jang, R. Gupta, B. Yoon, and T. Bhattacharya, *Phys. Rev. Lett.* **124**, 072002 (2020).
- [27] G. S. Bali, L. Barca, S. Collins, M. Gruber, M. Löffler, A. Schäfer, W. Söldner, P. Wein, S. Weishäupl, and T. Wurm (RQCD Collaboration), *JHEP* **05**, 126 (2020).
- [28] S. Park, R. Gupta, B. Yoon, S. Mondal, T. Bhattacharya, Y.-C. Jang, B. Joó, and F. Winter (NME Collaboration), *Phys. Rev. D* **105**, 054505 (2022).
- [29] C. Alexandrou, S. Bacchio, M. Constantinou, K. Hadjiyiannakou, K. Jansen, and G. Koutsou (Extended Twisted Mass Collaboration), *Phys. Rev. D* **104**, 074503 (2021).
- [30] Y.-C. Jang, R. Gupta, T. Bhattacharya, B. Yoon, and H.-W. Lin (PNDME Collaboration), *Phys. Rev. D* **109**, 014503 (2024).
- [31] C. Alexandrou, S. Bacchio, M. Constantinou, J. Finkenrath, R. Frezzotti, B. Kostrzewa, G. Koutsou, G. Spanoudes, and C. Urbach (Extended Twisted Mass Collaboration), *Phys. Rev. D* **109**, 034503 (2024).
- [32] V. Bernard, L. Elouadrhiri, and U.-G. Meissner, *J. Phys. G* **28**, R1–R35 (2002).
- [33] T. Goringe and H. W. Fearing, *Rev. Mod. Phys.* **76**, 31–91 (2004).
- [34] A. S. Meyer, A. Walker-Loud, and C. Wilkinson, *Ann. Rev. Nucl. Part. Sci.* **72**, 205–232 (2022).
- [35] M. Sajjad Athar, A. Fatima, and S. K. Singh, *Prog. Part. Nucl. Phys.* **129**, 104019 (2023).
- [36] R. Gupta, *Universe* **10**, 135 (2024).
- [37] K. Borah, M. Betancourt, R. J. Hill, T. Junk, and O. Tomalak, [arXiv:2403.04687 \[hep-ph\]](https://arxiv.org/abs/2403.04687).
- [38] Ulf G. Meissner and Norbert Kaiser, *Phys. Lett. B* **180**, 129–132 (1986).
- [39] U. G. Meissner, N. Kaiser, and W. Weise, *Nucl. Phys. A* **466**, 685–723 (1987).
- [40] V. Bernard, N. Kaiser, and U. G. Meissner, *Phys. Rev. Lett.* **69**, 1877–1879 (1992).
- [41] A. Liesenfeld *et al.* (A1 Collaboration), *Phys. Lett. B* **468**, 20 (1999).
- [42] R. J. Hill, P. Kammel, W. J. Marciano, and A. Sirlin, *Rept. Prog. Phys.* **81**, 096301 (2018).
- [43] N. Kaiser and W. Weise, [arXiv:2404.11292 \[nucl-th\]](https://arxiv.org/abs/2404.11292).
- [44] F. J. Ernst, R. G. Sachs, and K. C. Wali, *Phys. Rev.* **119**, 1105–1114 (1960).
- [45] R. G. Sachs, *Phys. Rev.* **126**, 2256–2260 (1962).
- [46] M. V. Polyakov and P. Schweitzer, *Int. J. Mod. Phys. A* **33**, 1830025 (2018).
- [47] C. Lorcé, H. Moutarde, and A. P. Trawiński, *Eur. Phys. J. C* **79**, 89 (2019).
- [48] W. Cosyn, S. Cotogno, A. Freese, and C. Lorcé, *Eur. Phys. J. C* **79**, 476 (2019).
- [49] J.-Y. Kim and B.-D. Sun, *Eur. Phys. J. C* **81**, 85 (2021).
- [50] C. Lorcé, *Phys. Rev. Lett.* **125**, 232002 (2020).
- [51] Y. Chen and C. Lorcé, *Phys. Rev. D* **106**, 116024 (2022).
- [52] Y. Chen and C. Lorcé, *Phys. Rev. D* **107**, 096003 (2023).
- [53] D. R. Yennie, M. M. Lévy, and D. G. Ravenhall, *Rev. Mod. Phys.* **29**, 144–157 (1957).
- [54] J. L. Friar and J. W. Negele, *Theoretical and Experimental Determination of Nuclear Charge Distributions*, , 219–376 (1975).
- [55] E. Leader and C. Lorcé, *Phys. Rept.* **541**, 163–248 (2014).
- [56] C. Lorcé, L. Mantovani, and B. Pasquini, *Phys. Lett. B* **776**, 38–47 (2018).
- [57] C. Lorcé, *Eur. Phys. J. C* **81**, 413 (2021).
- [58] G. A. Miller, *Ann. Rev. Nucl. Part. Sci.* **60**, 1–25 (2010).
- [59] M. Burkardt, *Int. J. Mod. Phys. A* **18**, 173–208 (2003).
- [60] S. J. Brodsky, H.-C. Pauli, and S. S. Pinsky, *Phys. Rept.* **301**, 299–486 (1998).
- [61] M. Diehl and P. Hagler, *Eur. Phys. J. C* **44**, 87–101 (2005).
- [62] J. Y. Panteleeva and M. V. Polyakov, *Phys. Rev. D* **104**, 014008 (2021).
- [63] J.-Y. Kim and H.-C. Kim, *Phys. Rev. D* **104**, 074019 (2021).
- [64] A. Freese and G. A. Miller, *Phys. Rev. D* **105**, 014003 (2022).
- [65] C. Lorcé and P. Wang, *Phys. Rev. D* **105**, 096032 (2022).
- [66] M. Jacob and G. C. Wick, *Ann. Phys. (N.Y.)* **7**, 404–428 (1959).
- [67] L. Durand, P. C. DeCelles, and R. B. Marr, *Phys. Rev.* **126**, 1882–1898 (1962).