

Electric field induction in quark-gluon plasma due to thermoelectric effects

Kamaljeet Singh, Jayanta Dey, and Raghunath Sahoo

Department of Physics, Indian Institute of Technology Indore, Simrol, Indore 453552, India

E-mail: kspaink84@gmail.com, jayantad@iitbhilai.ac.in, **Corresponding**

Author: Raghunath.Sahoo@cern.ch

ABSTRACT: Relativistic heavy-ion collisions produce quark-gluon plasma (QGP), which is locally thermalized. QGP with higher thermal conductivity advances towards global thermalization. Being made of electrically charged particles (quarks), QGP exhibits interesting thermoelectric phenomena during its evolution, resulting in the induction of an electric field in the medium. For the first time, we estimate the induced electric field in the QGP due to thermoelectric effect. This can be seen even in the QGP produced in the head-on collisions. The Seebeck coefficient is essential in determining the induced field. However, spectator current can produce a magnetic field in peripheral heavy-ion collisions. This breaks the isotropy of the thermoelectric coefficient matrix and introduces magneto-Seebeck and Nernst coefficients that contribute to the induced electric field in peripheral collisions. We have taken care of the temperature evolution of QGP with different hydrodynamic cooling rates to calculate the transport coefficients. The induced electric field is estimated with the cooling rate obtained from Gubser hydrodynamic flow. We estimated the space-time profile of the induced field and found that it is zero at the center and increases as we go away from the center. At the early time of evolution, the electric field can reach a maximum value of $eE \approx 1 m_\pi^2$, and the strength decreases in time. Moreover, we estimated the transport coefficients in the presence of the external time-varying magnetic field. The effect of the intensity and decay parameter of the magnetic field on the induced electric field is also explored.

ARXIV EPRINT: [0000](https://arxiv.org/abs/0000)

Contents

1	Introduction	1
2	Relativistic hydrodynamics and cooling rates	3
2.1	Bjorken flow	3
2.1.1	Ideal hydrodynamics at $B = 0$	4
2.1.2	Ideal magnetohydrodynamics	4
2.2	Gubser flow	5
3	Head-on collision	5
3.1	Seebeck coefficient in evolving QGP	6
3.1.1	Analytical solution for massless non-interacting system	9
3.1.2	Numerical solution for QGP EoS	9
3.2	Induced electric field in isotropic system	11
4	Peripheral collision	12
4.1	Magneto-Seebeck and Nernst coefficients in evolving QGP	12
4.1.1	Without Landau quantization	12
4.1.2	With Landau quantization	17
4.1.3	Analytical solution for massless non-interacting system	18
4.1.4	Numerical solution for QGP EoS	18
4.2	Induced electric field in anisotropic system	20
5	Summary and Conclusion	25
A	Appendix	26
A	Thermoelectric coefficients	26
A.1	Case-I ($B = 0$)	26
A.2	Case-II ($B \neq 0$)	29

1 Introduction

The success of heavy-ion collision experiments is not limited to the discovery of phenomena of strong interaction at very high energy but also contributes to understanding fundamental physics applicable to many different areas, such as condensed matter physics. The quark-gluon plasma (QGP), which is a deconfined and locally thermalized state of quarks and gluons, produced in relativistic heavy-ion collisions (RHICs), undergoes many phases during its evolution [1, 2]. Some phenomena occurred during the evolution [3, 4] significantly impact final state observables to be distinguished, and some might not yet be discovered [5].

It is found that relativistic dissipative hydrodynamics is the most effective theory that can successfully explain final state observables such as spectra and flow [6–8]. The thermodynamic [9–11] and transport [12–16] properties of nearly baryon-free QGP matter created in the Large Hadron Collider (LHC) and that of QGP with finite baryon-chemical potential created in Relativistic heavy-ion Collider (RHIC) are explored very well. Moreover, going from head-on to peripheral collisions, an intense transient electromagnetic field is created that can be understood from laws of classical electrodynamics [17–21]. The change in energy and centrality not only modifies the thermodynamic equation of state (EoS) [22–25] of the created medium but many different phenomena, such as chiral magnetic effect [20, 26], magnetic and inverse magnetic catalysis [27, 28], and plausible transition through the quantum chromodynamics (QCD) critical point [29, 30].

The electromagnetic (EM) field produced in peripheral RHICs due to the moving charged spectators magnetize the QGP medium [31, 32]. The magnitude of the field generated at the early stages of collisions could be as high as $10 - 15 m_\pi^2$ ($\approx 10^{18}$ Gauss), which submerged the QCD energy scale $\Lambda_{\text{QCD}} \sim 1.5 m_\pi$ [33]. Here, m_π is the mass of a pion, which is around 140 MeV. For a physical comparison, the Earth magnetic field at its surface is 0.25-0.65 Gauss. The created EM field decays in time, which can be explained by the medium’s electrical conductivity [34] and the flux conservation as it expands. QGP being made of electrically charged particles (quarks), a non-zero EM field can be produced in the medium irrespective of the spectator current depending on the hydrodynamic flow and charge density profile. This is explored only recently by A. Dash and A. K. Panda in Ref. [35]. They have found that the produced electric and magnetic fields could be as high as $0.15 m_\pi^2$ for SPS energy range and $1 m_\pi^2$ for RHIC energies respectively. In the present work, we have calculated the electric field produced in QGP via the thermoelectric effect. The creation of electric potential due to temperature gradient or vice versa is known as thermoelectric effect [36]. In baryonic QGP, the heat flow is governed by the baryon current carried by the constituent quarks. As the quarks are electrically charged, a net non-zero electric potential will appear, giving rise to an electric field. This field can be calculated from thermoelectric transport coefficients - magneto-Seebeck and Nernst coefficients. In RHICs, these coefficients are studied for QGP [37, 38] and hadronic matter [39, 40] in finite and zero external magnetic field cases. However, in all these studies, a static picture is considered, i.e., the effect of temperature evolution (or cooling) is not considered. In our recent work [41], we have estimated the effect of QGP cooling in the calculation of thermal conductivity and its effect on the elliptic flow coefficient. Here, we follow the similar approach to obtain thermoelectric coefficients of evolving QGP and estimate the produced electric field. It is important to mention here that unlike the EM field produced in peripheral heavy-ion collisions due to spectators, this field can be produced in head-on collisions as well in ultra-relativistic energies where a non-zero baryon chemical potential is expected. We have also calculated the thermoelectric coefficients in the presence of an external magnetic field produced in peripheral collision. For a realistic picture, we considered a time-dependent magnetic field profile. To the best of our knowledge, this is the first time an electric field produced purely due to the thermoelectric effect is estimated. The created spatiotemporal electric field can give rise to a spatiotemporal magnetic field, which

is also discussed with possible limitations.

The paper is organized in the following manner. First, we briefly derive the cooling rates for Bjorken and Gubser flow in section (2). In section (3), we derive the Seebeck coefficient for the head-on collision or $eB = 0$ case. Then, we estimate the Seebeck coefficient and induced electric field with QGP EoS. Then, we extend our study to peripheral collision in section (3) where the initial magnetic field is non-zero. We calculate the magneto-Seebeck and Nernst coefficients for the anisotropic system and calculate the induced electric field for the same in section (4). Finally, in section (5), we have summarized our study with possible outlook. Detailed calculations for thermoelectric coefficients are given in the appendix.

2 Relativistic hydrodynamics and cooling rates

The relativistic hydrodynamics is a successful macroscopic theory to understand the dynamics of relativistic fluid created in RHICs, namely QGP [42, 43]. Hydrodynamics and the correct EoS of a medium will provide us with a detailed dynamical evolution of the medium and its cooling rate or space-time-dependent temperature profile. Here, to estimate thermoelectric coefficients and induced electric field, an analytical expression of cooling rate is required, for which we use Bjorken and Gubser flow [44, 45].

The symmetric energy-momentum tensor ($T^{\mu\nu}$) of a fluid can be expressed in terms of hydrodynamic degrees of freedom as [46],

$$T^{\mu\nu} = (\epsilon + p) u^\mu u^\nu - p g^{\mu\nu} + \pi^{\mu\nu} + W^\mu u^\nu + W^\nu u^\mu . \quad (2.1)$$

Where ϵ , p , and u^μ are the energy density, thermal pressure, and four-velocity of fluid, respectively. Dissipative quantities are viscous stress tensor $\pi^{\mu\nu}$ and energy flow W^μ . The metric tensor of flat spacetime is $g^{\mu\nu} = \text{diag}(1, -1, -1, -1)$. A hydrodynamic system is governed by the conservation equations - energy-momentum conservation and number or charge conservation. Now, the projection of the energy-momentum conservation equation along the fluid velocity

$$u_\mu \partial_\nu T^{\mu\nu} = 0, \quad (2.2)$$

leads to the continuity equation [47]. One can obtain the required cooling rate by solving Eq. (2.2) with the relevant flow profile and EoS.

2.1 Bjorken flow

The Bjorken flow represents a boost invariant longitudinal expansion of the medium created in heavy-ion collisions [44]. Along with longitudinal boost invariant, Bjorken considered translation and rotational invariance symmetry in the transverse plane, which leads to the velocity profile

$$u^\mu = \gamma \left(1, 0, 0, \frac{z}{t} \right) . \quad (2.3)$$

One can solve the hydrodynamic equations with the flow profile to obtain the system's dynamics. Here, we will briefly describe the cooling rate for an ideal hydrodynamic system with and without a magnetic field.

2.1.1 Ideal hydrodynamics at $B = 0$

At the initial time of QGP formation, it behaves as a conformal fluid where all the dissipative quantities vanish, such that conservation of the entropy current is a good assumption. The energy-momentum tensor of such a perfect fluid in the absence of external magnetic fields can be expressed as

$$T^{\mu\nu} = (\epsilon + p) u^\mu u^\nu - p g^{\mu\nu} . \quad (2.4)$$

Solving the hydrodynamic Eq. (2.2) by using Bjorken flow Eq. (2.3) and ideal energy-momentum tensor Eq. (2.4) we get [44]

$$\partial_\tau \epsilon + \frac{\epsilon + p}{\tau} = 0 , \quad (2.5)$$

where τ is the proper time. Now, using ideal equation of state $p = \frac{\epsilon}{3} \propto T^4$, we can obtain cooling rate for ideal hydrodynamics as,

$$T = T_0 \left(\frac{\tau_0}{\tau} \right)^{\frac{1}{3}} . \quad (2.6)$$

Where, initial condition is $T(\tau_0) = T_0$, with initial temperature T_0 at the medium formation time τ_0 .

2.1.2 Ideal magnetohydrodynamics

In peripheral RHICs, a huge magnetic field is created, which can magnetize the QGP. The energy-momentum tensor for an ideal magnetized fluid can be expressed as [41, 48, 49]

$$T^{\mu\nu} = (\epsilon + p + B^2) u^\mu u^\nu - \left(p + \frac{B^2}{2} \right) g^{\mu\nu} - B^\mu B^\nu . \quad (2.7)$$

Depending on the medium's electrical conductivity, the magnetic field created during the collision will decay with time. Here, we consider an exponential decay profile [50]

$$B(\tau) = B_0 \exp[-\tau/\tau_B] . \quad (2.8)$$

where B_0 is the magnitude of initial magnetic field and τ_B is its decay parameter. The field is directed along the y axis in the transverse plane, considering the longitudinal z -axis to align with the beam axis. Now, solving the hydrodynamic equation with ideal EoS, and after some rearrangement, we get

$$\frac{\partial T}{\partial \tau} + p(\tau)T = q(\tau)T^{-3} , \quad (2.9)$$

where $p(\tau) = \frac{1}{3\tau}$, $q(\tau) = (\alpha\beta - \frac{\alpha}{\tau})\exp(-2\beta\tau)$ with $\alpha = \frac{B_0^2}{12a}$, $\beta = \frac{1}{\tau_B}$, and $a = (16 + \frac{21}{2}N_f) \frac{\pi^2}{90}$. The above equation can be recognized as the Bernoulli differential equation and can be analytically solved to obtain

$$T = \left[T_0^4 \left(\frac{\tau_0}{\tau} \right)^{\frac{4}{3}} + \frac{4\alpha}{(2\beta\tau)^{\frac{4}{3}}} \left\{ \Gamma(4/3, 2\beta\tau) - \Gamma(4/3, 2\beta\tau_0) \right\} - \frac{2\alpha}{(2\beta\tau)^{\frac{7}{3}}} \left\{ \Gamma(7/3, 2\beta\tau) - \Gamma(7/3, 2\beta\tau_0) \right\} \right]^{\frac{1}{4}} . \quad (2.10)$$

2.2 Gubser flow

Gubser generalizes the Bjorken flow to include radial expansion of the medium and longitudinal boost-invariant expansion [45]. Working with rapidity or the Milne coordinate system is convenient in heavy-ion collisions. Milne coordinates (τ, η, r, ϕ) , can be related to the Cartesian coordinates (t, x, y, z) as,

$$\tau = \sqrt{t^2 - z^2}, \quad \eta = \operatorname{arctanh} \frac{z}{t}, \quad r = \sqrt{x^2 + y^2}, \quad \phi = \operatorname{arctan} \frac{y}{x}. \quad (2.11)$$

In this coordinate system, the four-velocity u^μ constructed from symmetry consideration with boost, rotation, and reflection invariance ($\eta \rightarrow -\eta$) is given as

$$u^\tau = \cosh \kappa = \gamma_r, \quad \frac{u^r}{u^\tau} = \tanh \kappa = v_r, \quad u^\eta = u^\phi = 0. \quad (2.12)$$

Where Lorentz factor $\gamma_r = \frac{1}{\sqrt{1-v_r^2}}$ and $v_r = \sqrt{\vec{v}_x^2 + \vec{v}_y^2}$, v_r is known as transverse velocity. κ is parameterized as $\kappa(\tau, r) = \operatorname{arctanh}(\frac{2q^2\tau r}{1+q^2\tau^2+q^2r^2})$. Here, we take the case of the viscous medium while preserving the conformal invariance of the theory, that is, $p = \epsilon/3$ and shear viscosity $\eta = H_0\epsilon^{3/4}$. H_0 is a dimensionless quantity. Using the Gubser flow, we can solve the hydrodynamic equation for viscous medium to obtain the temperature profile as [45],

$$T = \frac{1}{\tau f_*^{1/4}} \left[\frac{T_0}{(1+g^2)^{1/3}} + \frac{H_0 g}{\sqrt{1+g^2}} \left\{ 1 - (1+g^2)^{1/6} {}_2F_1 \left(\frac{1}{2}, \frac{1}{6}; \frac{3}{2}; -g^2 \right) \right\} \right]. \quad (2.13)$$

Where T_0 is an integration constant and ${}_2F_1$ denotes a hypergeometric function with $g = \frac{1-q^2\tau^2+q^2r^2}{2q\tau}$. For numerical estimations, we used semi-realistic numbers for a central gold-gold collision at $\sqrt{s_{NN}} = 200$ GeV are $\hat{T}_0 = 5.55$ and $H_0 = 0.33$ if we choose $1/q = 4.3$ fm.

In Fig. (1), we have plotted the cooling rate (temperature as a function of proper time) for all the three hydrodynamic cases discussed above. Note that the initial conditions are free to adjust within the Heisenberg uncertainty principle. The cooling rates are represented as follows. The ideal hydrodynamics at $B = 0$ with a black solid line, ideal magnetohydrodynamics (MHD) at $\tau_B = 3, 7$ fm with the red dashed-triple dot line and green dash-dot line, respectively, and for Gubser flow at $r = 0, 3$ fm by magenta dashed and blue dashed line, respectively. Interestingly, the temperature in Gubser flow falls faster due to the presence of transverse flow even at the finite viscosity of the medium. The cooling rates plotted here will be helpful in the analysis of results obtained in the subsequent sections.

3 Head-on collision

In this section, we calculate the thermoelectric coefficient for the QGP medium created in a head-on collision. Due to the absence of spectator current, no magnetic field is expected to be created in the head-on collisions. Here, we will show that an electric field can be created or induced in the medium due to the thermoelectric effect, even though there is no initial magnetic field during the collision.

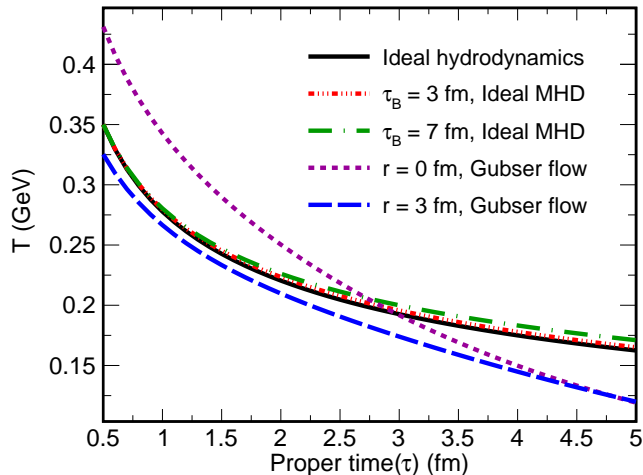


Figure 1: Temperature (T) as a function of proper time (τ) for ideal hydrodynamics, ideal magnetohydrodynamics (MHD) with two decay parameters at $\tau_B = 3, 7$ fm, and Gubser flow at $r = 0, 3$ fm.

3.1 Seebeck coefficient in evolving QGP

QGP created in RHICs cools down rapidly as it goes through space-time evolution with rapid expansion. This rapid cooling affects the medium's transport coefficients, such as thermal conductivity and thermoelectric coefficients. In all the earlier studies of thermoelectric coefficients [37, 38, 51, 52], a static picture of QGP is considered where the effect of temperature evolution was not taken into account, which is a more realistic scenario. In Ref. [41], for the first time, we have estimated the effect of temperature evolution on the thermal conductivity of QGP. Here, we will calculate the thermoelectric coefficient for evolving QGP using a similar approach of Ref. [41]. We will also show the difference between the expressions obtained considering a static QGP.

To study the fluid properties of QGP medium, we consider a system of relativistic fluid consisting of particles with mass m_i , momentum \vec{k}_i , energy $\omega_i = \sqrt{\vec{k}_i^2 + m_i^2}$, and chemical potential $\mu_i = b_i \mu_B$ for i^{th} species, with b_i as baryon quantum number and μ_B as baryon chemical potential. The single particle distribution function at equilibrium for i^{th} species is

$$f_i^0 = \frac{1}{e^{\frac{\omega_i - b_i \mu_B}{T}} \pm 1}, \quad (3.1)$$

where \pm stands for fermion and boson, respectively. The total single-particle distribution function (f_i) for a system slightly out of equilibrium (δf_i) can be written as $f_i = f_i^0 + \delta f_i$. When a system is out of equilibrium, net non-zero currents arise in the system. In kinetic theory, electric current density for such a system can be expressed as [16]

$$\vec{j} = \sum_i q_i g_i \int \frac{d^3 |\vec{k}_i|}{(2\pi)^3} \frac{\vec{k}_i}{\omega_i} \delta f_i. \quad (3.2)$$

Here, q_i is the electric charge, and g_i is the degeneracy of the i^{th} species particles. Similarly, the microscopic definition of heat flow [16, 41],

$$\vec{I}_i = \sum_i g_i \int \frac{d^3|\vec{k}_i|}{(2\pi)^3} \frac{\vec{k}_i}{\omega_i} (\omega_i - b_i h) \delta f_i. \quad (3.3)$$

Where h is the total enthalpy per particle. To find the expression of δf_i , we solve the Boltzmann transport equation (BTE) with the help of relaxation time approximation (RTA) [14]

$$\frac{\partial f_i}{\partial t} + \frac{\vec{k}_i}{\omega_i} \cdot \frac{\partial f_i}{\partial \vec{x}_i} + q_i \vec{E} \cdot \frac{\partial f_i}{\partial \vec{k}_i} = -\frac{\delta f_i}{\tau_R^i}, \quad (3.4)$$

where τ_R^i is the relaxation time of the particle. \vec{E} represents the external electric field. Here, the deviation of the distribution function from equilibrium is driven by the electric field and temperature gradients. With leading order contribution, we can consider an ansatz of δf_i as [53]

$$\delta f_i = (\vec{k}_i \cdot \vec{\Omega}) \frac{\partial f_i^0}{\partial \omega_i}. \quad (3.5)$$

As QGP is a rapidly cooling system, to account for all leading order contributions from gradient forces, a general form of unknown vector $\vec{\Omega}$ can be assumed as

$$\vec{\Omega} = \alpha_1 \vec{E} + \alpha_2 \vec{\nabla} T + \alpha_3 \vec{\nabla} \dot{T}. \quad (3.6)$$

The unknown coefficients α_j ($j = 1, 2, 3$) determine the strength of the respective gradient force fields driving the system away from equilibrium. The coefficient α_3 corresponds to the term that arises due to the evolving picture of the medium. For the case of a static picture, where the effects of cooling are not considered, only α_1 and α_2 contribute, whereas α_3 vanishes in Eq. (3.6) as in Ref. [37, 52]. We can solve Eq. (3.4) using Eqs. (3.5) and (3.6), and get the expression of α_j 's. After getting the expressions for α_j 's, the simplified form of δf_i is (see Appendix A),

$$\delta f_i = -q_i \tau_R^i (\vec{v}_i \cdot \vec{E}) + \frac{(\omega_i - b_i h) \tau_R^i}{T} \left[(\vec{v}_i \cdot \vec{\nabla} T) - \tau_R^i (\vec{v}_i \cdot \vec{\nabla} \dot{T}) \right] \frac{\partial f_i^0}{\partial \omega_i}. \quad (3.7)$$

Using the expressions of δf_i in Eq. (3.2), we can express electric current as

$$j^l = \sum_i \frac{q_i g_i}{3} \int \frac{d^3|\vec{k}_i|}{(2\pi)^3} v_i^2 \tau_R^i \left[-q_i E^l + \frac{(\omega_i - b_i h)}{T} \left\{ \frac{\partial T}{\partial x^l} - \tau_R^i \frac{\partial \dot{T}}{\partial x^l} \right\} \right] \frac{\partial f_i^0}{\partial \omega_i}. \quad (3.8)$$

The components of the electric current in the x,y, and z directions are given as,

$$\begin{aligned} j^x &= \sum_i \frac{q_i g_i}{3} \int \frac{d^3|\vec{k}_i|}{(2\pi)^3} v_i^2 \tau_R^i \left[-q_i E^x + \frac{(\omega_i - b_i h)}{T} \left\{ \frac{\partial T}{\partial x} - \tau_R^i \frac{\partial \dot{T}}{\partial x} \right\} \right] \frac{\partial f_i^0}{\partial \omega_i}, \\ j^y &= \sum_i \frac{q_i g_i}{3} \int \frac{d^3|\vec{k}_i|}{(2\pi)^3} v_i^2 \tau_R^i \left[-q_i E^y + \frac{(\omega_i - b_i h)}{T} \left\{ \frac{\partial T}{\partial y} - \tau_R^i \frac{\partial \dot{T}}{\partial y} \right\} \right] \frac{\partial f_i^0}{\partial \omega_i}, \\ j^z &= \sum_i \frac{q_i g_i}{3} \int \frac{d^3|\vec{k}_i|}{(2\pi)^3} v_i^2 \tau_R^i \left[-q_i E^z + \frac{(\omega_i - b_i h)}{T} \left\{ \frac{\partial T}{\partial z} - \tau_R^i \frac{\partial \dot{T}}{\partial z} \right\} \right] \frac{\partial f_i^0}{\partial \omega_i}. \end{aligned} \quad (3.9)$$

We introduce the following integrals to write Eqs. (3.9) in compact form as

$$\begin{aligned}
L_{1i} &= \frac{g_i}{3T} \int \frac{d^3|\vec{k}_i|}{(2\pi)^3} \frac{\vec{k}_i^2}{\omega_i^2} \tau_R^i f_i^0 (1 - f_i^0) , \\
L_{2i} &= \frac{g_i}{3T} \int \frac{d^3|\vec{k}_i|}{(2\pi)^3} \frac{\vec{k}_i^2}{\omega_i^2} (\omega_i - b_i h) \tau_R^i f_i^0 (1 - f_i^0) , \\
L_{3i} &= \frac{g_i}{3T} \int \frac{d^3|\vec{k}_i|}{(2\pi)^3} \frac{\vec{k}_i^2}{\omega_i^2} (\omega_i - b_i h) \tau_R^{i2} f_i^0 (1 - f_i^0) .
\end{aligned} \tag{3.10}$$

Hence, Eqs. (3.8) can be written as,

$$j^l = \sum_i q_i^2 L_{1i} E_l - \frac{1}{T} \sum_i q_i \left(L_{2i} - L_{3i} \frac{d}{dt} \right) \frac{dT}{dx^l} . \tag{3.11}$$

In above Eq., by setting $j_x = j_y = j_z = 0$, we can get E_x , E_y and E_z in terms of temperature gradients $\frac{dT}{dx}$, $\frac{dT}{dy}$ and $\frac{dT}{dz}$. Here, we rearrange the Eqs. (3.11) in the matrix form as

$$\boldsymbol{\sigma} \mathbf{E} = \mathbf{L} \mathbf{X}, \tag{3.12}$$

where,

$$\begin{aligned}
\boldsymbol{\sigma} &= \begin{pmatrix} \sigma_e & 0 & 0 \\ 0 & \sigma_e & 0 \\ 0 & 0 & \sigma_e \end{pmatrix}, & \mathbf{E} &= \begin{pmatrix} E_x \\ E_y \\ E_z \end{pmatrix}, \\
\mathbf{L} &= \frac{1}{T} \begin{pmatrix} L_{23} & 0 & 0 \\ 0 & L_{23} & 0 \\ 0 & 0 & L_{23} \end{pmatrix}, & \mathbf{X} &= \begin{pmatrix} \frac{dT}{dx} \\ \frac{dT}{dy} \\ \frac{dT}{dz} \end{pmatrix}.
\end{aligned}$$

Hence, after finding the inverse of $\boldsymbol{\sigma}$ matrix, we can obtain the components of the electric field as,

$$\begin{aligned}
\mathbf{E} &= (\boldsymbol{\sigma}^{-1} \mathbf{L}) \mathbf{X} \\
\Rightarrow \begin{pmatrix} E_x \\ E_y \\ E_z \end{pmatrix} &= \begin{pmatrix} S & 0 & 0 \\ 0 & S & 0 \\ 0 & 0 & S \end{pmatrix} \begin{pmatrix} \frac{dT}{dx} \\ \frac{dT}{dy} \\ \frac{dT}{dz} \end{pmatrix}.
\end{aligned} \tag{3.13}$$

Where $\sigma_{el} = \sum_i q_i^2 L_{1i}$ is electrical conductivity. Further, we defined the integrals $L_{23} = \sum_i q_i \left(L_{2i} - L_{3i} \frac{d}{dt} \right)$. Note that it is a generalized study of thermoelectric coefficients, i.e., we did not consider any preferred direction of the temperature gradient or a particular cooling rate. Therefore, we get the Seebeck coefficient (S) in three directions. Here, we identify the Seebeck coefficient S as,

$$S = \frac{\left(\frac{L_{23}}{T^2} \right)}{\left(\frac{\sigma_{el}}{T} \right)}. \tag{3.14}$$

Due to the boost invariance, T is invariant along the longitudinal z axis, therefore $\frac{\partial T}{\partial z} = 0$. Hence, only x and y components of the electric field \vec{E} survive in the transverse plane.

3.1.1 Analytical solution for massless non-interacting system

Here, we address the analytic solution of Seebeck coefficient Eq. (3.14) for massless ($\omega_i = k_i$) and non-interacting system. In this case, the Seebeck coefficient can be solved analytically using the Riemann zeta function $\zeta(s)$ and Dirichlet eta $\eta(s)$ function:

$$\zeta(s) = \frac{1}{\Gamma(s)} \int_0^\infty \frac{x^{s-1}}{e^x - 1} dx, \quad \eta(s) = \frac{1}{\Gamma(s)} \int_0^\infty \frac{x^{s-1}}{e^x + 1} dx, \quad (3.15)$$

where, $\Gamma(s)$ is the Gamma function. Now, using the relation $\eta(s) = 1 - 2^{(1-s)}\zeta(s)$, Eqs. (3.10) can be write in terms of the $\zeta(s)$ as,

$$\begin{aligned} L_{1i} &= \sum_i \frac{g_i \tau_R^i T}{6\pi^2} \left\{ 2\zeta(2) + \left(\frac{b_i \mu_B}{T} \right)^2 \right\}, \\ L_{2i} &= \sum_i \frac{g_i \tau_R^i T^2}{6\pi^2} \left(\frac{b_i^3 \mu_B^3}{T^2} + 6b_i \mu_B \zeta(2) - 2b_i h \zeta(2) - \frac{b_i^3 \mu_B^2 h}{T^2} \right), \\ L_{3i} &= \sum_i \frac{g_i \tau_R^i T^2}{6\pi^2} \left(\frac{b_i^3 \mu_B^3}{T^2} + 6b_i \mu_B \zeta(2) - 2b_i h \zeta(2) - \frac{b_i^3 \mu_B^2 h}{T^2} \right). \end{aligned} \quad (3.16)$$

Hence, using the values of $L_{1i,2i,3i}$ we get

$$\begin{aligned} \sigma_{el} &= \sum_i \frac{g_i q_i^2 \tau_R^i T}{6\pi^2} \left\{ 2\zeta(2) + \left(\frac{b_i \mu_B}{T} \right)^2 \right\}, \\ L_{23} &= \sum_i q_i \frac{g_i \tau_R^i T^2}{6\pi^2} \left(\frac{b_i^3 \mu_B^3}{T^2} + 6b_i \mu_B \zeta(2) - 2b_i h \zeta(2) - \frac{b_i^3 \mu_B^2 h}{T^2} \right) \left(1 - \tau_R^i \frac{d}{dt} \right). \end{aligned} \quad (3.17)$$

Note that, L_{23} is proportional to electric charge q_i . Degeneracy is the same for all three flavors, $g_i = 6$ (for a spin and color degeneracy). $\tau_R^i = \tau_R$ (say) is the same for all the flavors for massless and non-interacting systems of particles. Therefore, the charge of the three flavors (up, down, and strange) adds up to zero, i.e., $L_{23} = 0$. As a result, the Seebeck coefficient for the massless non-interacting system is

$$S = \frac{\left(\frac{L_{23}}{T^2} \right)}{\left(\frac{\sigma_{el}}{T} \right)} = 0. \quad (3.18)$$

3.1.2 Numerical solution for QGP EoS

We use a quasiparticle model formulated by Gorenstein and Yang [54] for the numerical estimation. It is a phenomenological model where the lattice QCD equation of state for QGP is achieved by considering the thermal masses of the partons. The thermal mass $m(T)$ arises from the interactions among the partons. The thermodynamic consistency is achieved by introducing a bag constant arising from vacuum energy [55]. The dispersion relation of the particle having energy ω_i and momentum k_i is $\omega_i^2(k_i, T) = k_i^2 + m_i^2(T)$. Where m_i is the total effective mass of i th quark flavor and can be parameterized as

$$m_i^2 = m_{i0}^2 + \sqrt{2} m_{i0} m_{iT} + m_{iT}^2. \quad (3.19)$$

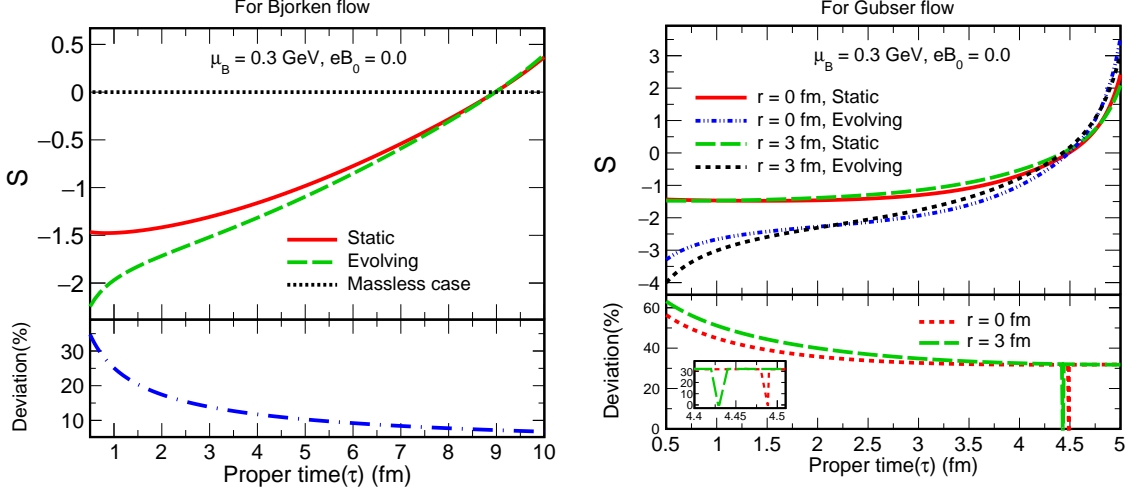


Figure 2: Seebeck coefficient (S) as a function of proper time (τ) at $\mu_B = 0.3$ GeV. Left: Upper panel represents S for Bjorken flow, bottom panel represents its percentage deviation of static from evolving picture ($= \frac{(S^e - S^s)}{S^e} \times 100$)%. Right: Similar to the left plot but for Gubser flow at two different values of $r = 0, 3$ fm.

m_{i0} and m_{iT} are bare mass and thermal mass of the i th flavor with,

$$m_{iT}^2(T, \mu_B) = \frac{N_c^2 - 1}{8N_c} \left(T^2 + \frac{\mu_B^2}{9\pi^2} \right) g^2(T). \quad (3.20)$$

The effective mass of gluon (m_g) in this model can be represented as

$$m_g = \frac{N_c}{6} g^2(T) T^2 \left(1 + \frac{N_f + \frac{\mu_B^2}{\pi^2 T^2}}{6} \right). \quad (3.21)$$

N_c represents the number of color degrees of freedom and $g^2(T) = 4\pi\alpha_s(T)$, $\alpha_s(T)$ is running coupling constant. For more details of the model, one can follow references [54–58]. Note that, for the estimation of thermoelectric coefficients and the induced electric field, gluons contribute only to the enthalpy of the system. Now, for the relaxation time of quarks, we use a momentum-independent expression obtained for QCD matter [59]

$$\tau_R = \frac{1}{5.1T\alpha_s^2 \log(1/\alpha_s)[1 + 0.12(2N_f + 1)]}. \quad (3.22)$$

For numerical estimation, the value of the strong coupling constant is taken to be fixed at $\alpha_s = 0.5$.

In Fig. (2), we plot the Seebeck coefficient (S) as a function of proper time (τ) at $\mu_B = 0.3$ GeV in head-on collisions (or $eB = 0$) for the static and evolving case of QGP. Plots in the left panels are obtained in Bjorken flow with the ideal hydrodynamic cooling rate, which in the right panels are for Gubser flow. In both cases, a decreasing (magnitude) trend of S with time is observed, and it approaches the massless non-interacting (black dotted line) limit. Note that the negative sign in the value of S implies that the direction of the

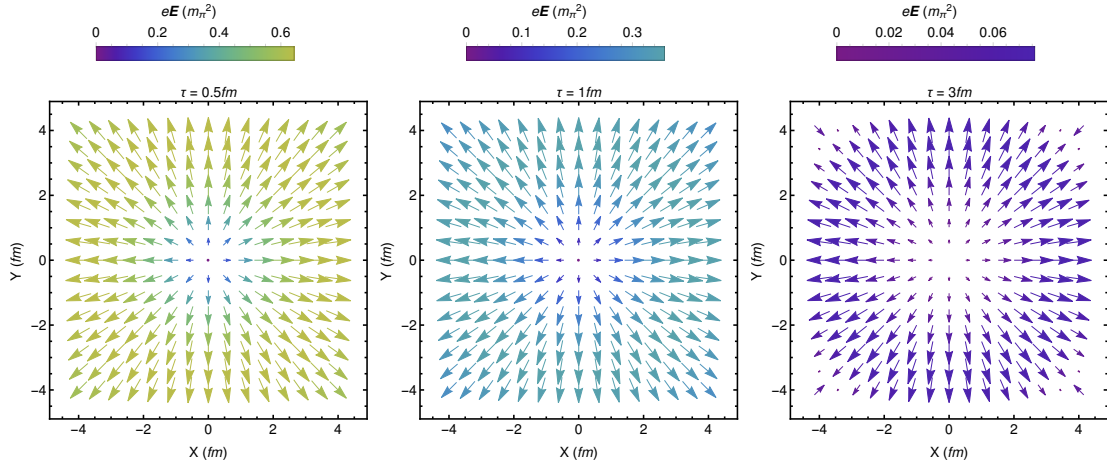


Figure 3: Electric field induced in the QGP in the head-on collisions.

induced electric field is opposite to the temperature gradient. With time, the temperature of the medium falls off, and S reduces in both the hydrodynamic pictures. S for Gubser flow reduces comparatively faster because of its cooling rate. In both the hydrodynamic pictures, S beyond a certain time where $T < 0.150$ GeV is not justified in the used quasiparticle model. From Eq. (3.14), S is the ratio of two different quantities; for the static case where integral L_{23} reduces to L_{2i} , the coefficient S becomes independent of relaxation time τ_R . This happens because we consider the same relaxation time for all the quarks regardless of their flavor. Whereas, for the evolving picture, S shows its dependence on τ_R through integral L_{23} . In the bottom panels of Fig. (2), the percentage deviation of static from the evolving picture is plotted against τ to quantify the cooling effect. In both the hydrodynamic cases, S is enhanced due to temperature evolution. The effect is high in the early times and decreases with time. Moreover, this is higher in the Gubser flow case, which shows the impact is sensitive to the cooling rates.

3.2 Induced electric field in isotropic system

To estimate the induced electric field (\vec{E}) in the head-on collisions, we considered baryon chemical potential $\mu_B = 0.3$ GeV, attained at RHIC energies. Here, we used the Gubser cooling rate for the temperature gradient. From Gubser flow, $T = T(\tau, r)$, with $r = \sqrt{x^2 + y^2}$. Due to Gubser symmetry considerations as mentioned in subsection (2.2), T is symmetric in the transverse ($x - y$) plane and remains invariant along the longitudinal direction or z axis. Here, we used the Seebeck coefficient calculated from the Bjorken flow for the case of evolving QGP. In head-on collisions, there is no spectator current; the magnetic field is not produced during the collision. In this paper, by the terms “isotropy” and “anisotropy,” we indicate momentum isotropy or anisotropy due to magnetic field only. We will discuss the induced electric field created in an isotropic QGP (without an external magnetic field) due to the thermoelectric effect.

In Fig. (3), we have shown the vector plot of the induced electric field in the transverse plane for head-on collision. In an isotropic medium, the thermoelectric transport coefficient

matrix is isotropic as obtained in Eq. (3.13), only diagonal elements, Seebeck coefficient (S) are non-zero. Due to symmetry consideration, T and its gradient are symmetric in the transverse ($x - y$) plane. Moreover, because of boost invariant symmetry along z axis, $\frac{\partial T}{\partial z} = 0$. Therefore, only x and y components of the electric field survive, and \vec{E} is symmetric in the transverse plane. Time evolution of \vec{E} is shown by three panels in the Fig. (3), from left to right $\tau = 0.5, 1, 3$ fm. The direction and magnitude of \vec{E} are represented in the figures by the arrow tip and its length, respectively. Magnitude is also colored for clarity; the color bar on the top of the figures is given for magnitude in the unit of m_π^2 . \vec{E} is zero at the center (as $\vec{\nabla}T$ vanishes) and directed radially outward with increasing magnitude. At $\tau = 0.5$ fm, the induced field as high as $eE = 0.6 m_\pi^2$, and its strength decreases as the medium evolves in time. The direction of \vec{E} can be understood as follows. From Eq. (3.13), $E_x = S \frac{dT}{dx}$, $E_y = S \frac{dT}{dy}$. From the right panel of Fig. (2), S is negative at the early time. $\vec{\nabla}T$ is also negative, as T decreases as we go away from the center ($x = y = 0$, or, $r = 0$). This explains the direction of \vec{E} . Value of S , $\vec{\nabla}T$, and hence \vec{E} is sensitive to the cooling rate. As an analytical expression of the cooling rate is required for the calculation of thermoelectric coefficients and induced field, we used Gubser flow. However, in (3+1)D hydrodynamic simulations, one can incorporate the current study to estimate induced fields in QGP produced in heavy-ion collisions.

4 Peripheral collision

In this section, we calculate the thermoelectric coefficients of an evolving relativistic fluid in the presence of an external time-varying magnetic field. For detailed calculations, see appendix A.

4.1 Magneto-Seebeck and Nernst coefficients in evolving QGP

The magnetic field breaks the rotational symmetry of the system, due to which the thermoelectric coefficient matrix becomes anisotropic with two independent elements - magneto-Seebeck and Nernst coefficients. Moreover, according to the Landau quantization, the energy level of charged particles gets quantized in the presence of the magnetic field. However, in the RTA formalism, Landau quantization is not included. Therefore, deriving the transport coefficients in the presence of a magnetic field in the upcoming subsection, we introduce phase-space quantization with the modified dispersion relation for the Landau quantization in the subsequent subsection.

4.1.1 Without Landau quantization

In the presence of a magnetic field, to find the expression of the deviated part of distribution function δf_i , which is driven by the temperature gradient, we use the RTA method with a Lorentz force term in BTE. In the presence of an external electromagnetic field, BTE under RTA can be expressed as [14]

$$\frac{\partial f_i}{\partial t} + \frac{\vec{k}_i}{\omega_i} \cdot \frac{\partial f_i}{\partial \vec{x}_i} + q_i \left(\vec{E} + \frac{\vec{k}_i}{\omega_i} \times \vec{B} \right) \cdot \frac{\partial f_i}{\partial \vec{k}_i} = -\frac{\delta f_i}{\tau_R^i}, \quad (4.1)$$

where τ_R^i is the relaxation time of the particle. We consider a time-varying electromagnetic field of the form [50, 60]

$$B = B_0 \exp\left(-\frac{\tau}{\tau_B}\right), \quad E = E_0 \exp\left(-\frac{\tau}{\tau_E}\right), \quad (4.2)$$

where B_0 , E_0 are the magnitudes of the initial fields having decay parameters of τ_B and τ_E , respectively, and τ is the proper time. The deviation of the distribution function from equilibrium is driven by the electromagnetic field, so leading order contribution in δf_i can be [53]

$$\delta f_i = (\vec{k}_i \cdot \vec{\Omega}) \frac{\partial f_i^0}{\partial \omega}. \quad (4.3)$$

The general form of unknown vector $\vec{\Omega}$ can be assumed as (up to first-order in time derivative)

$$\begin{aligned} \vec{\Omega} = & \alpha_1 \vec{E} + \alpha_2 \dot{\vec{E}} + \alpha_3 \vec{\nabla} T + \alpha_4 \vec{\nabla} \dot{T} + \alpha_5 (\vec{\nabla} T \times \vec{B}) + \alpha_6 (\vec{\nabla} T \times \dot{\vec{B}}) \\ & + \alpha_7 (\vec{\nabla} \dot{T} \times \vec{B}) + \alpha_8 (\vec{E} \times \vec{B}) + \alpha_9 (\vec{E} \times \dot{\vec{B}}) + \alpha_{10} (\dot{\vec{E}} \times \vec{B}), \end{aligned} \quad (4.4)$$

where the unknown coefficients α_j ($j = 1, 2, \dots, 7$) are helpful to determine the strength of the respective field in driving the system away of the equilibrium. The contribution of coefficients α_4 and α_7 is due to the considerations of the cooling effects, i.e., for the case of the evolving picture of the medium. Whereas for the static picture, both these coefficients will vanish. Similarly, for the constant electromagnetic field the coefficients α_2 , α_6 , α_9 , and α_{10} vanishes. The terms \vec{B} , $\dot{\vec{B}}$ do not contribute to the current for the case where the chiral chemical potential is zero [50].

In the current work, we introduce the cooling rate using hydro-dynamical theories and study the thermoelectric response of evolving QGP in the presence of a slowly varying magnetic field, where we can consider that the inverse of cyclotron frequency is approximately equal to the magnetic field decay parameter, i.e., $\tau_B \approx \frac{\omega_i}{q_i B}$. Therefore, we can solve Eq. (4.1) using Eqs. (4.3) and (4.4), and get the expression of α_j 's. After getting the expressions for α_j 's, the simplified form of δf_i is (see Appendix A),

$$\begin{aligned} \delta f_i = & \frac{-q_i \tau_R^i}{(1 + \chi_i)(1 + \chi_i + \chi_i^2)} \left[\left\{ (1 + \chi_i) + \frac{\chi_i(1 + \chi_i - \chi_i^2)}{(1 + \chi_i^2)} \right\} (\vec{v}_i \cdot \vec{E}) \pm \left\{ \chi_i(1 + \chi_i) \right. \right. \\ & \left. \left. + \frac{\chi_i^2(2 + \chi_i)}{(1 + \chi_i^2)} \right\} (\vec{v}_i \cdot (\vec{E} \times \hat{b})) \right] + \frac{(\omega_i - b_i h) \tau_R^i}{T(1 + \chi_i)(1 + \chi_i + \chi_i^2)} \left[(1 + \chi_i) (\vec{v}_i \cdot \vec{\nabla} T) \right. \\ & \left. - \tau_R^i \frac{(1 + \chi_i - \chi_i^2)}{(1 + \chi_i^2)} (\vec{v}_i \cdot \vec{\nabla} \dot{T}) \pm \chi_i(1 + \chi_i) (\vec{v}_i \cdot (\vec{\nabla} T \times \hat{b})) \mp \tau_R^i \frac{\chi_i(2 + \chi_i)}{(1 + \chi_i^2)} \right. \\ & \left. (\vec{v}_i \cdot (\vec{\nabla} \dot{T} \times \hat{b})) \right] \frac{\partial f_i^0}{\partial \omega_i}. \end{aligned} \quad (4.5)$$

For simplicity we have considered $\tau_E = \tau_B$ and $\chi_i = \frac{\tau_R^i}{\tau_B} = \frac{\tau_R^i}{\tau_E}$. Here \pm indicates a positive sign for positively charged particles (antiparticles) and a negative sign for negatively

charged particles (antiparticles). Using the above expressions of δf_i in Eq. (3.2) and (3.3), we can express electric current as (see Appendix A)

$$\begin{aligned}
j^l = & \sum_i \frac{q_i g_i}{3} \int \frac{d^3 |\vec{k}_i|}{(2\pi)^3} v_i^2 \frac{\tau_R^i}{(1 + \chi_i + \chi_i^2)(1 + \chi_i)} \left[-q_i \left\{ \left((1 + \chi_i) + \frac{\chi_i(1 + \chi_i - \chi_i^2)}{(1 + \chi_i^2)} \right) \delta^{lk} E^k \right. \right. \\
& \pm \left(\chi_i(1 + \chi_i) + \frac{\chi_i^2(2 + \chi_i)}{(1 + \chi_i^2)} \right) \epsilon^{ljk} h^j E^k \left. \left. \right\} + \frac{(\omega_i - b_i h)}{T} \left\{ (1 + \chi_i) \delta^{lk} \frac{\partial T}{\partial x^k} \right. \right. \\
& \left. \left. - \tau_R^i \frac{(1 + \chi_i - \chi_i^2)}{(1 + \chi_i^2)} \delta^{lk} \frac{\partial \dot{T}}{\partial x^k} \pm \chi_i(1 + \chi_i) \epsilon^{ljk} h^j \frac{\partial T}{\partial x^k} \mp \tau_R^i \frac{\chi_i(2 + \chi_i)}{(1 + \chi_i^2)} \epsilon^{ljk} h^j \frac{\partial \dot{T}}{\partial x^k} \right\} \right] \frac{\partial f_i^0}{\partial \omega_i}.
\end{aligned} \tag{4.6}$$

Hence, components of the electric current in the three spatial directions are given as,

$$\begin{aligned}
j^x = & \sum_i \frac{q_i g_i}{3} \int \frac{d^3 |\vec{k}_i|}{(2\pi)^3} v_i^2 \frac{\tau_R^i q_i}{(1 + \chi_i + \chi_i^2)(1 + \chi_i)} \left\{ \left(\frac{(1 + \chi_i^2) + \chi_i(2 + \chi_i)}{(1 + \chi_i^2)} \right) E^x \pm \chi_i \right. \\
& \left. \left(\frac{(1 + \chi_i^2)(1 + \chi_i) + \chi_i(2 + \chi_i)}{(1 + \chi_i^2)} \right) (E^z - E^y) \right\} \left(-\frac{\partial f_i^0}{\partial \omega_i} \right) + \sum_i \frac{q_i g_i}{3} \int \frac{d^3 |\vec{k}_i|}{(2\pi)^3} v_i^2 \\
& \frac{\tau_R^i (\omega_i - b_i h)}{T(1 + \chi_i + \chi_i^2)(1 + \chi_i)} \left\{ (1 + \chi_i) \frac{\partial T}{\partial x} - \tau_R^i \frac{(1 + \chi_i - \chi_i^2)}{(1 + \chi_i^2)} \frac{\partial \dot{T}}{\partial x} \pm \chi_i(1 + \chi_i) \left(\frac{\partial T}{\partial z} - \frac{\partial T}{\partial y} \right) \right. \\
& \left. \mp \tau_R^i \frac{\chi_i(2 + \chi_i)}{(1 + \chi_i^2)} \left(\frac{\partial \dot{T}}{\partial z} - \frac{\partial \dot{T}}{\partial y} \right) \right\} \frac{\partial f_i^0}{\partial \omega_i}.
\end{aligned} \tag{4.7}$$

The components j^y and j^z can be obtained from the above equation by changing x, y, and z in cyclic order. By defining the following integrals

$$\begin{aligned}
L_{1i} = & \frac{g_i}{3T} \int \frac{d^3 |\vec{k}_i|}{(2\pi)^3} \frac{\vec{k}_i^2}{\omega_i^2} f_i^0 (1 - f_i^0) \tau_R^i \frac{(1 + \chi_i^2) + \chi_i(2 + \chi_i)}{(1 + \chi_i)(1 + \chi_i^2)(1 + \chi_i + \chi_i^2)}, \\
L_{2i} = & \frac{g_i}{3T} \int \frac{d^3 |\vec{k}_i|}{(2\pi)^3} \frac{\vec{k}_i^2}{\omega_i^2} f_i^0 (1 - f_i^0) \tau_R^i \chi_i \frac{(1 + \chi_i)(1 + \chi_i^2) + \chi_i(2 + \chi_i)}{(1 + \chi_i)(1 + \chi_i^2)(1 + \chi_i + \chi_i^2)}, \\
L_{3i} = & \frac{g_i}{3T} \int \frac{d^3 |\vec{k}_i|}{(2\pi)^3} \frac{\vec{k}_i^2}{\omega_i^2} (\omega_i - b_i h) f_i^0 (1 - f_i^0) \tau_R^i \frac{1}{(1 + \chi_i + \chi_i^2)}, \\
L_{4i} = & \frac{g_i}{3T} \int \frac{d^3 |\vec{k}_i|}{(2\pi)^3} \frac{\vec{k}_i^2}{\omega_i^2} (\omega_i - b_i h) f_i^0 (1 - f_i^0) \tau_R^{i2} \frac{(1 + \chi_i - \chi_i^2)}{(1 + \chi_i)(1 + \chi_i^2)(1 + \chi_i + \chi_i^2)}, \\
L_{5i} = & \frac{g_i}{3T} \int \frac{d^3 |\vec{k}_i|}{(2\pi)^3} \frac{\vec{k}_i^2}{\omega_i^2} (\omega_i - b_i h) f_i^0 (1 - f_i^0) \tau_R^i \frac{\chi_i}{(1 + \chi_i + \chi_i^2)}, \\
L_{6i} = & \frac{g_i}{3T} \int \frac{d^3 |\vec{k}_i|}{(2\pi)^3} \frac{\vec{k}_i^2}{\omega_i^2} (\omega_i - b_i h) f_i^0 (1 - f_i^0) \tau_R^{i2} \frac{\chi_i(2 + \chi_i)}{(1 + \chi_i)(1 + \chi_i^2)(1 + \chi_i + \chi_i^2)},
\end{aligned} \tag{4.8}$$

we can write Eq. (4.7) as

$$\begin{aligned}
j^x = & \sum_i q_i^2 L_{1i} E_x - \sum_i q_i^2 L_{2i} E_y + \sum_i q_i^2 L_{2i} E_z - \frac{1}{T} \sum_i q_i \left(L_{3i} - L_{4i} \frac{d}{dt} \right) \frac{dT}{dx} + \frac{1}{T} \sum_i q_i \\
& \left(L_{5i} - L_{6i} \frac{d}{dt} \right) \frac{dT}{dy} - \frac{1}{T} \sum_i q_i \left(L_{5i} - L_{6i} \frac{d}{dt} \right) \frac{dT}{dz}.
\end{aligned} \tag{4.9}$$

Now, by setting $j_x = j_y = j_z = 0$, i.e., when net current due to the external field is zero, we get

$$\begin{aligned}
j^x = 0 &= \sigma_e E_x - \sigma_H E_y + \sigma_H E_z - \frac{L_{34}}{T} \frac{dT}{dx} + \frac{L_{56}}{T} \frac{dT}{dy} - \frac{L_{56}}{T} \frac{dT}{dz}, \\
j^y = 0 &= \sigma_H E_x + \sigma_e E_y - \sigma_H E_z - \frac{L_{56}}{T} \frac{dT}{dx} - \frac{L_{34}}{T} \frac{dT}{dy} + \frac{L_{56}}{T} \frac{dT}{dz}, \\
j^z = 0 &= -\sigma_H E_x + \sigma_H E_y + \sigma_e E_z + \frac{L_{56}}{T} \frac{dT}{dx} - \frac{L_{56}}{T} \frac{dT}{dy} - \frac{L_{34}}{T} \frac{dT}{dz}. \tag{4.10}
\end{aligned}$$

Where, $\sigma_{el} = \sum_i q_i^2 L_{1i}$ and $\sigma_H = \sum_i q_i^2 L_{2i}$ are the Ohmic and the Hall components of electrical conductivity, respectively. Further, we defined the intergrals $L_{34} = \sum_i q_i \left(L_{3i} - L_{4i} \frac{d}{dt} \right)$ and $L_{56} = \sum_i q_i \left(L_{5i} - L_{6i} \frac{d}{dt} \right)$. To solve the Eqs. (4.10), we rearrange them in the matrix form of

$$\boldsymbol{\sigma} \mathbf{E} = \mathbf{L} \mathbf{X}, \tag{4.11}$$

where,

$$\begin{aligned}
\boldsymbol{\sigma} &= \begin{pmatrix} \sigma_e & -\sigma_H & \sigma_H \\ \sigma_H & \sigma_e & -\sigma_H \\ -\sigma_H & \sigma_H & \sigma_e \end{pmatrix}, \quad \mathbf{E} = \begin{pmatrix} E_x \\ E_y \\ E_z \end{pmatrix}, \\
\mathbf{L} &= \frac{1}{T} \begin{pmatrix} -L_{34} & L_{56} & -L_{56} \\ -L_{56} & -L_{34} & L_{56} \\ L_{56} & -L_{56} & -L_{34} \end{pmatrix}, \quad \mathbf{X} = \begin{pmatrix} \frac{dT}{dx} \\ \frac{dT}{dy} \\ \frac{dT}{dz} \end{pmatrix}.
\end{aligned}$$

Hence, finding the inverse of $\boldsymbol{\sigma}$ matrix, we can obtain the components of the electric field as,

$$\begin{aligned}
\mathbf{E} &= (\boldsymbol{\sigma}^{-1} \mathbf{L}) \mathbf{X} \\
\Rightarrow \begin{pmatrix} E_x \\ E_y \\ E_z \end{pmatrix} &= \begin{pmatrix} S_B & \overline{NB} & NB \\ NB & S_B & \overline{NB} \\ \overline{NB} & NB & S_B \end{pmatrix} \begin{pmatrix} \frac{dT}{dx} \\ \frac{dT}{dy} \\ \frac{dT}{dz} \end{pmatrix}, \tag{4.12}
\end{aligned}$$

where the transport coefficients are

$$\begin{aligned}
S_B &= \frac{(\sigma_e^2 + \sigma_H^2) L_{34} + (2\sigma_e \sigma_H) L_{56}}{T(\sigma_e^3 + 3\sigma_e \sigma_H^2)}, \\
\overline{NB} &= \frac{\sigma_H(\sigma_e + \sigma_H) L_{34} - \sigma_e(\sigma_e + \sigma_H) L_{56}}{T(\sigma_e^3 + 3\sigma_e \sigma_H^2)}, \\
NB &= \frac{-\sigma_H(\sigma_e - \sigma_H) L_{34} + \sigma_e(\sigma_e - \sigma_H) L_{56}}{T(\sigma_e^3 + 3\sigma_e \sigma_H^2)}. \tag{4.13}
\end{aligned}$$

Note that this is the generalized case of the magneto-thermoelectric effect, i.e., we did not consider any preferred direction of the magnetic field. Therefore, we obtained three

independent normalized transport coefficients - one magneto-Seebeck coefficient S_B and two Nernst coefficients NB and \overline{NB} .

Now, in heavy ion collisions, the net magnetic field could possibly have a preferred direction [60]. Therefore, for a special case when the magnetic field is directed along the y-axis (say), i.e., the magnetic field unit vector $h^j \equiv (0, 1, 0)$, Eq. (4.6) gives,

$$\begin{aligned} j^x &= \sigma_e E_x + \sigma_H E_z - \frac{L_{34}}{T} \frac{dT}{dx} - \frac{L_{56}}{T} \frac{dT}{dz}, \\ j^y &= \sigma_e E_y - \frac{L_{34}}{T} \frac{dT}{dy}, \\ j^z &= -\sigma_H E_x + \sigma_e E_z + \frac{L_{56}}{T} \frac{dT}{dx} - \frac{L_{34}}{T} \frac{dT}{dz}. \end{aligned} \quad (4.14)$$

Hence, by setting $j_x = j_y = j_z = 0$, we can get the components of the induced electric field as,

$$\begin{aligned} E_x &= \frac{\left\{ \sigma_e L_{34} + \sigma_H L_{56} \right\} \frac{dT}{dx}}{T \left\{ (\sigma_e)^2 + (\sigma_H)^2 \right\}} + \frac{\left\{ \sigma_e L_{56} - \sigma_H L_{34} \right\} \frac{dT}{dz}}{T \left\{ (\sigma_e)^2 + (\sigma_H)^2 \right\}}, \\ E_y &= \frac{L_{34}}{T \sigma_e} \frac{dT}{dy}, \\ E_z &= \frac{\left\{ \sigma_H L_{34} - \sigma_e L_{56} \right\} \frac{dT}{dx}}{T \left\{ (\sigma_e)^2 + (\sigma_H)^2 \right\}} + \frac{\left\{ \sigma_e L_{34} + \sigma_H L_{56} \right\} \frac{dT}{dz}}{T \left\{ (\sigma_e)^2 + (\sigma_H)^2 \right\}}. \end{aligned} \quad (4.15)$$

The above equations can be written in matrix form as,

$$\begin{pmatrix} E_x \\ E_y \\ E_z \end{pmatrix} = \begin{pmatrix} S_B & 0 & NB \\ 0 & \overline{S}_B & 0 \\ -NB & 0 & S_B \end{pmatrix} \begin{pmatrix} \frac{dT}{dx} \\ \frac{dT}{dy} \\ \frac{dT}{dz} \end{pmatrix}. \quad (4.16)$$

Here, we identify the dimensionless transport coefficients - two magneto-Seebeck coefficients (S_B, \overline{S}_B) and one Nernst coefficient (NB) as,

$$S_B = \frac{(\frac{\sigma_{el}}{T})(\frac{L_{34}}{T^2}) + (\frac{\sigma_H}{T})(\frac{L_{56}}{T^2})}{(\frac{\sigma_{el}}{T})^2 + (\frac{\sigma_H}{T})^2}, \quad \overline{S}_B = \frac{L_{34}}{T \sigma_e}, \quad NB = \frac{(\frac{\sigma_{el}}{T})(\frac{L_{56}}{T^2}) - (\frac{\sigma_H}{T})(\frac{L_{34}}{T^2})}{(\frac{\sigma_{el}}{T})^2 + (\frac{\sigma_H}{T})^2}. \quad (4.17)$$

Note that, at vanishing Hall conductivity ($\sigma_H = 0$) the magneto-Seebeck coefficient S_B becomes the same as \overline{S}_B . This can be realised as follows. The coefficient \overline{S}_B is responsible for the electric field in the y-axis or along the magnetic field, where the Lorentz force has null contribution. Therefore, the expression of \overline{S}_B is similar to that of $eB_0 = 0$ case as in Eq. (3.14), except the fact that the integral in L_{34} depends on magnetic decay parameter τ_B at finite magnetic field. Furthermore, for a static picture, where cooling effects are absent ($\frac{dT}{dt} = 0$), the integrals L_{34} and L_{56} reduce to $L_{34} = \sum_i q_i L_{3i}$ and $L_{56} = \sum_i q_i L_{5i}$, then the expression of Seebeck and Nernst coefficients becomes similar to that obtained in earlier studies [37, 38].

4.1.2 With Landau quantization

Now, we study the effect of Landau quantization on the thermoelectric coefficient of the QGP medium and see how it deviates from classical results. Basic modifications will occur in the dispersion relation for medium constituents and the phase space integration. As we considered the magnetic field along the y direction therefore, momentum quantization will occur in its perpendicular plane, i.e., the x-z plane. Hence,

$$\omega = (\vec{k}^2 + m^2)^{1/2} \quad \rightarrow \quad \omega_l = (k_y^2 + m^2 + 2l|q_i|B)^{1/2}, \quad (4.18)$$

$$2 \int \frac{d^3\vec{k}}{(2\pi)^3} \quad \rightarrow \quad \sum_{l=0}^{\infty} \alpha_l \frac{|q_i|B}{2\pi} \int_{-\infty}^{+\infty} \frac{dk_y}{2\pi}, \quad (4.19)$$

The factor 2 of spin degeneracy in left hand side of last line will be converted to α_l , which will be 2 for all Landau levels l , except lowest Landau level (LLL) $l = 0$, where $\alpha_l = 1$. In general, one can write $\alpha_l = 2 - \delta_{l,0}$. Under the conditions of an extremely high magnetic field for which all medium constituents occupy the lowest Landau energy level $l = 0$. It means that the perpendicular motion of medium constituents completely vanishes as $k_x \approx k_z \approx 0$ at $l = 0$. However, below that strong magnetic field limit, $l > 0$ energy levels might have some non-negligible contributions, and the lowest Landau level (LLL) approximation is not sufficient enough [34, 61]. This is the case in our study, where the magnetic field is not constant but decays with time. Here, we also consider, $k_x^2 \approx k_z^2 \approx (\frac{k_x^2 + k_z^2}{2}) = \frac{2l|q_i|B}{2}$, the integrals in Eq. (4.8) can be expressed as,

$$\begin{aligned} L_{1i} &= \frac{g_i}{T} \sum_{l=0}^{\infty} \alpha_l \frac{|q_i|B}{2\pi} \int_{-\infty}^{+\infty} \frac{dk_y}{2\pi} \frac{l|q_i|B}{\omega_l^2} f_i^0(1 - f_i^0) \tau_R^i \frac{(1 + \chi_i^2) + \chi_i(2 + \chi_i)}{(1 + \chi_i)(1 + \chi_i^2)(1 + \chi_i + \chi_i^2)}, \\ L_{2i} &= \frac{g_i}{T} \sum_{l=0}^{\infty} \alpha_l \frac{|q_i|B}{2\pi} \int_{-\infty}^{+\infty} \frac{dk_y}{2\pi} \frac{l|q_i|B}{\omega_l^2} f_i^0(1 - f_i^0) \tau_R^i \chi_i \frac{(1 + \chi_i)(1 + \chi_i^2) + \chi_i(2 + \chi_i)}{(1 + \chi_i)(1 + \chi_i^2)(1 + \chi_i + \chi_i^2)}, \\ L_{3i} &= \frac{g_i}{T} \sum_{l=0}^{\infty} \alpha_l \frac{|q_i|B}{2\pi} \int_{-\infty}^{+\infty} \frac{dk_y}{2\pi} \frac{l|q_i|B}{\omega_l^2} (\omega_i - b_i h) \tau_R^i f_i^0(1 - f_i^0) \frac{1}{(1 + \chi_i + \chi_i^2)}, \\ L_{4i} &= \frac{g_i}{T} \sum_{l=0}^{\infty} \alpha_l \frac{|q_i|B}{2\pi} \int_{-\infty}^{+\infty} \frac{dk_y}{2\pi} \frac{l|q_i|B}{\omega_l^2} (\omega_i - b_i h) \tau_R^{i2} f_i^0(1 - f_i^0) \frac{(1 + \chi_i - \chi_i^2)}{(1 + \chi_i)(1 + \chi_i^2)(1 + \chi_i + \chi_i^2)}, \\ L_{5i} &= \frac{g_i}{T} \sum_{l=0}^{\infty} \alpha_l \frac{|q_i|B}{2\pi} \int_{-\infty}^{+\infty} \frac{dk_y}{2\pi} \frac{l|q_i|B}{\omega_l^2} (\omega_i - b_i h) \tau_R^i f_i^0(1 - f_i^0) \frac{\chi_i}{(1 + \chi_i + \chi_i^2)}, \\ L_{6i} &= \frac{g_i}{T} \sum_{l=0}^{\infty} \alpha_l \frac{|q_i|B}{2\pi} \int_{-\infty}^{+\infty} \frac{dk_y}{2\pi} \frac{l|q_i|B}{\omega_l^2} (\omega_i - b_i h) \tau_R^{i2} f_i^0(1 - f_i^0) \frac{\chi_i(2 + \chi_i)}{(1 + \chi_i)(1 + \chi_i^2)(1 + \chi_i + \chi_i^2)}. \end{aligned} \quad (4.20)$$

Hence, the thermoelectric coefficients obtained in Eq. (4.17) will also be modified under the conditions of Landau quantization.

4.1.3 Analytical solution for massless non-interacting system

To find the analytical expressions for the massless non-interacting system, we follow the same procedure mentioned in Sec. (3.1.1). Hence, for the case of a massless non-interacting system, the integral in Eq. (4.8) turns into the following forms:

$$\begin{aligned}
L_{1i} &= \sum_i \frac{g_i \tau_R^i}{6\pi^2} \left(2\zeta(2)T^2 + b_i^2 \mu_B^2 \right) \frac{(1 + \chi_i^2) + \chi_i(2 + \chi_i)}{(1 + \chi_i)(1 + \chi_i^2)(1 + \chi_i + \chi_i^2)}, \\
L_{2i} &= \sum_i \frac{2g_i \tau_R^i}{3\pi^2} \eta(1) b_i \mu_B T \frac{(1 + \chi_i)(1 + \chi_i^2) + \chi_i(2 + \chi_i)}{(1 + \chi_i)(1 + \chi_i^2)(1 + \chi_i + \chi_i^2)}, \\
L_{3i} &= \sum_i \frac{g_i \tau_R^i}{6\pi^2} \left(b_i^3 \mu_B^3 + 6b_i \mu_B \zeta(2)T^2 - 2b_i h \zeta(2)T^2 - b_i^3 \mu_B^2 h \right) \frac{1}{(1 + \chi_i + \chi_i^2)}, \\
L_{4i} &= \sum_i \frac{g_i \tau_R^i}{6\pi^2} \left(b_i^3 \mu_B^3 + 6b_i \mu_B \zeta(2)T^2 - 2b_i h \zeta(2)T^2 - b_i^3 \mu_B^2 h \right) \frac{(1 + \chi_i - \chi_i^2)}{(1 + \chi_i)(1 + \chi_i^2)(1 + \chi_i + \chi_i^2)}, \\
L_{5i} &= \sum_i \frac{g_i \tau_R^i}{2\pi^2} \left(3T^3 \zeta(3) + 2b_i^2 \mu_B^2 T \eta(1) - \frac{4}{3} h b_i^2 \mu_B T \eta(1) \right) \frac{\chi_i}{(1 + \chi_i + \chi_i^2)}, \\
L_{6i} &= \sum_i \frac{g_i \tau_R^{i2}}{2\pi^2} \left(3T^3 \zeta(3) + 2b_i^2 \mu_B^2 T \eta(1) - \frac{4}{3} h b_i^2 \mu_B T \eta(1) \right) \frac{\chi_i(2 + \chi_i)}{(1 + \chi_i)(1 + \chi_i^2)(1 + \chi_i + \chi_i^2)}.
\end{aligned} \tag{4.21}$$

Here, the integrals L_{34} and L_{56} in Eq. (4.17) are proportional to q_i , hence for the massless non-interacting system L_{34} and L_{56} both individually summed upto zero. Therefore, dimensionless transport coefficients - two magneto-Seebeck coefficients (S_B, \bar{S}_B) and one Nernst coefficient (NB) in Eq. (4.17) vanishes for the massless non-interacting system, hence

$$S_B = \bar{S}_B = NB = 0. \tag{4.22}$$

4.1.4 Numerical solution for QGP EoS

Fig. (4) represents the magneto-Seebeck coefficient (S_B) as a function of proper time (τ) at $\mu_B = 0.3$ GeV in the presence of time-varying magnetic field with initial value $eB_0 = 1 m_\pi^2$ (a) and (b) and $eB_0 = 5 m_\pi^2$ (c) and (d) with its decay parameter $\tau_B = 3$ fm, 7 fm. In all the plots, we observe similar behavior of S_B . For the case of Bjorken flow, at the early times, the coefficient S_B is negative, which means that the direction of the produced electric field is opposite to the temperature gradient of the medium. Later, for a particular value of τ , the S_B becomes zero and then increases with positive value as τ increases. Here, we take the static and evolving pictures for both the cases along with Landau quantization (LQ) and without Landau quantization (w/o LQ). For the Bjorken flow case, the ideal MHD cooling rate is used as mentioned in Eq. (2.10). The black solid line represents the static picture without Landau quantization, and the green dash-dot-dash line represents the static

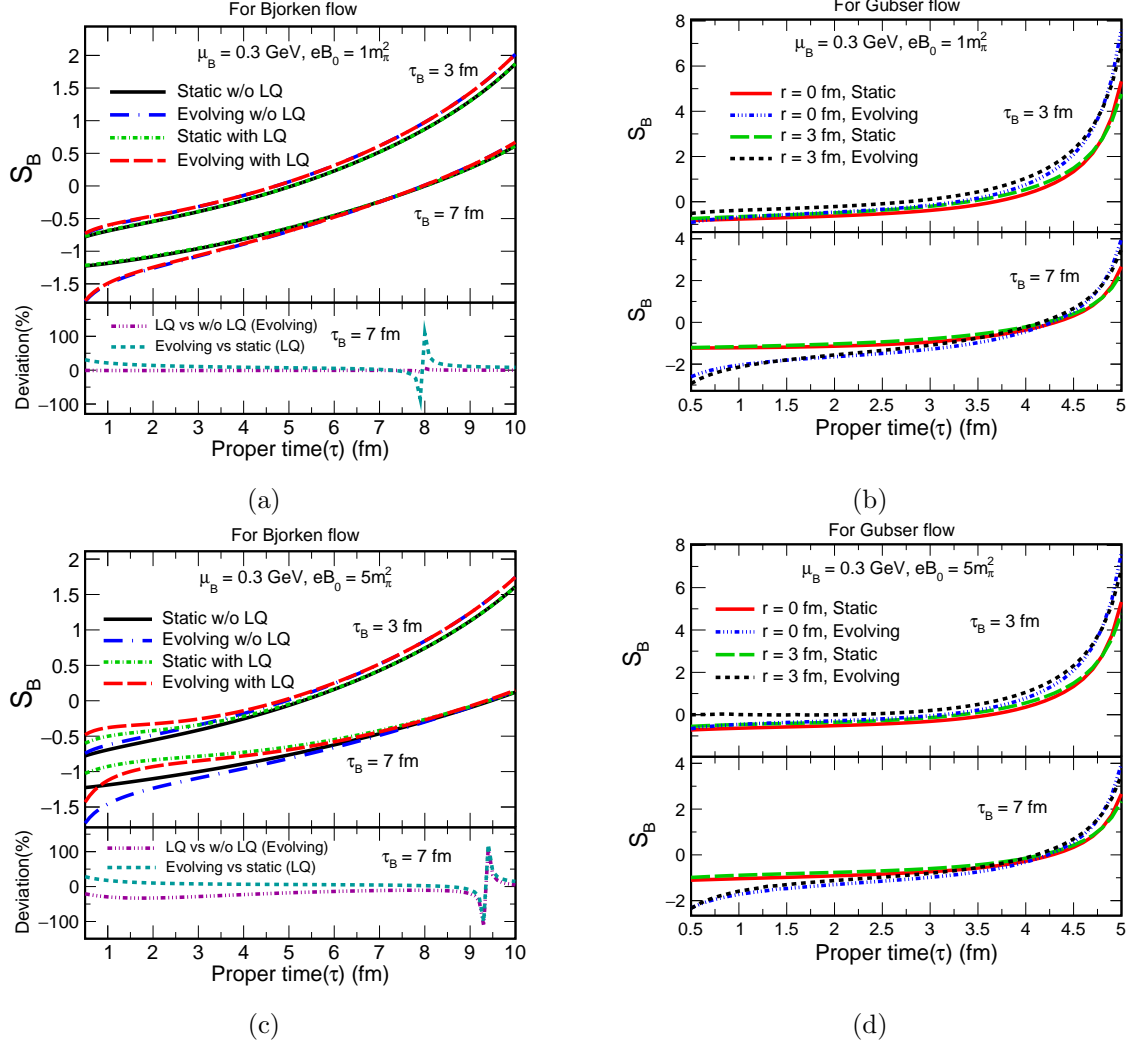


Figure 4: Magneto-Seebeck coefficient (S_B) as a function of proper time (τ) at $\mu_B = 0.3$ GeV. (a) S_B for static, evolving, with and without (w/o) Landau quantization (LQ), four cases are plotted here in the upper panel for $\tau_B = 3, 7$ fm for Bjorken flow at $1 m_\pi^2$. The lower panel represents their percentage deviation at $\tau_B = 7$ fm. (b) S_B in Gubser flow for static and evolving case at $r = 0$ and 3 fm with LQ is plotted at $\tau_B = 3$ fm (upper panel) and $\tau_B = 7$ fm (lower panel) at $eB_0 = 1 m_\pi^2$. (c) and (d) are the same as (a) and (b), respectively, but at $eB_0 = 5 m_\pi^2$.

picture with Landau quantization. On the other hand, the blue dash-dot line represents the evolving picture w/o LQ, and the red dashed line represents the evolving picture with LQ. S_B is highly sensitive to magnetic decay parameter τ_B . In the lower panels of (a) and (c), the percentage deviation without LQ from LQ is plotted with a magenta dash-dotted line. As expected, the effect of LQ improves with the strength of the magnetic field (eB_0). The cyan dashed line represents the percentage deviation from static to evolving case. In both plots, this deviation is nearly 40%-45% in the early evolution and decreases as the

medium evolves. As the value of S_B becomes positive, this deviation shows a peak by shifting from a negative value to a positive value. Once this percentage deviation achieves its maximum value, later on, it starts to decrease with proper time. However, the validity of the peak-like structure in the deviation plots is questionable. Because as we mentioned before, the temperature falls beyond 0.150 GeV at the corresponding times, where the quasiparticle model is not justified. In Fig. (4) (b) and (d), the upper and bottom panels correspond to decay parameter $\tau_B = 3$ fm and $\tau_B = 7$ fm, respectively. Here, we use the cooling rate obtained from Gubser flow as mentioned in Eq. (2.13). Here, we also study the effect of radial expansion of medium on coefficient S_B . The red solid line corresponds to $r = 0$ fm, and the green dashed line corresponds to $r = 3$ fm in the static picture. On the other hand, The blue dash-triple dot line corresponds to $r = 0$ fm, and the black dashed line corresponds to $r = 3$ fm in the evolving picture. S_B follows the similar trend in both the plots. The numerical value of S_B increases as a function of τ . The effect of τ_B is identical as observed in the Bjorken flow case.

Fig. (5) is the same as Fig. (4), but for \bar{S}_B . From Eq. (4.17), at vanishing Hall like components $\sigma_H \rightarrow 0$ and $I_{56} \rightarrow 0$, $\bar{S}_B = S_B$. Expression of \bar{S}_B is similar to that of Seebeck S as in $eB = 0$ case, except the fact that in magnetic field effective relaxation time modifies which is a function of τ_R and τ_B . The Hall-like components (σ_H, I_{56}) are approximately one order smaller than their leading order counterparts (σ_e, I_{34}). Therefore, at the early evolution, \bar{S}_B is close to S_B . In the later time, as the magnetic field significantly reduces, \bar{S}_B approaches the Seebeck coefficient (S) as for the $eB = 0$ case.

In Fig. (6), dimensionless Nernst coefficient (NB) as a function of proper time (τ) is plotted. Representation is same as in Fig. (4) and (5). Unlike magneto-Seebeck coefficients, NB is positive and increases with evolution. The effect of the magnetic field is similar as in S_B and \bar{S}_B . In the Gubser flow case, NB increases as we go away from the center, as we see for $r = 0, 3$ fm. NB enhances in the evolution picture. Therefore, all thermoelectric coefficients improved or enhanced due to the temperature evolution, and the effect is prominent in the early evolution.

4.2 Induced electric field in anisotropic system

Here, we estimate the induced electric field in the peripheral collisions for the different magnetic fields at $\mu_B = 0.3$ GeV. To have a more realistic picture of the induced field, we used evolving and Landau quantized values of thermoelectric coefficients. In peripheral collisions, the initial magnetic field created by moving spectators can break the momentum isotropy of the medium. As a result, in Eq. (4.16), we obtained an anisotropic coefficient matrix, which further produces an anisotropic electric field due to the thermoelectric effect.

In Fig. (7), we plotted the space-time profile of electric field \vec{E} , induced in QGP created in peripheral collision with the initial magnetic field of $eB_0 = 5 m_\pi^2$. Upper panels are for magnetic field decay parameter $\tau_B = 3$ fm at two different times $\tau = 0.5, 3$ fm, and lower panels are for $\tau_B = 7$ fm. Unlike the head-on collision case, $E_z \neq 0$ in the peripheral collision. Due to boost invariant symmetry, \vec{E} is symmetric along the z axis. However, symmetry in the transverse plane is now broken due to the magnetic field along the y axis. This can be easily seen from the magnitude plot in Fig. (8). In the early

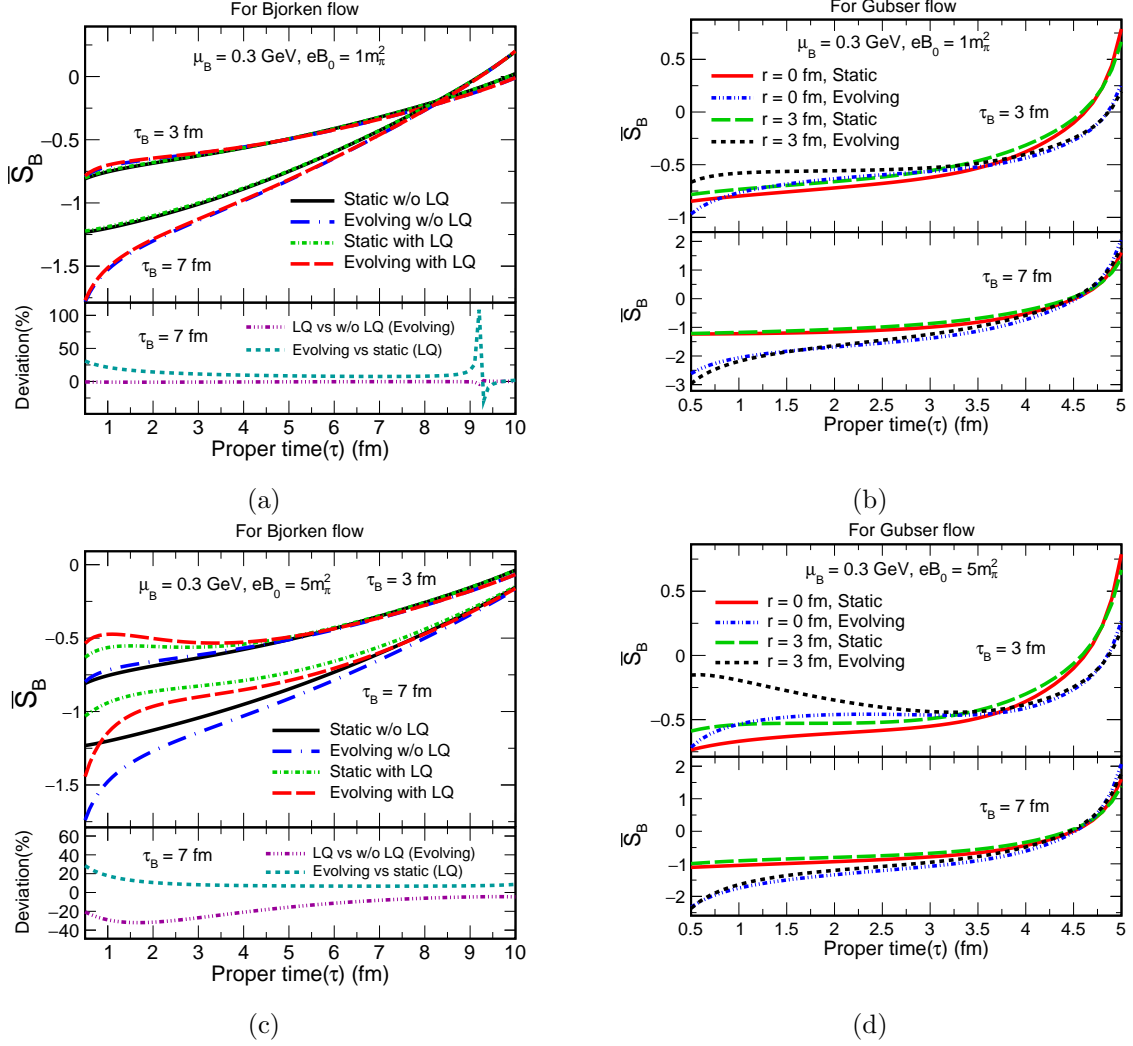


Figure 5: Magneto-Seebeck coefficient (\bar{S}_B) as a function of proper time (τ) at $\mu_B = 0.3$ GeV. (a) \bar{S}_B for static, evolving, with and without (w/o) Landau quantization (LQ), four cases are plotted here in the upper panel for $\tau_B = 3, 7$ fm for Bjorken flow at $1 m_\pi^2$. The lower panel represents their percentage deviation at $\tau_B = 7$ fm. (b) \bar{S}_B in Gubser flow for static and evolving case at $r = 0$ and 3 fm with LQ is plotted at $\tau_B = 3$ fm (upper panel) and $\tau_B = 7$ fm (lower panel) at $eB_0 = 1 m_\pi^2$. (c) and (d) are the same as (a) and (b), respectively, but at $eB_0 = 5 m_\pi^2$.

time during the QGP evolution, the electric field could go as high as $eE \approx 1 m_\pi^2$, close to the QCD scale. We see that increasing τ_B from 3 to 7 fm, the strength of \vec{E} reduces at an early time; however, at a later time, it is quite the same for $\tau_B = 3$ and 7 fm. This signifies that in the current formalism, the electric field induced by the thermoelectric effect increases for faster decay of the initially produced magnetic field. This can be understood as follows. For QGP with lower electrical conductivity, the decay of the magnetic field is comparatively fast. Now, from Eq. (4.17) thermoelectric coefficients varies inversely with

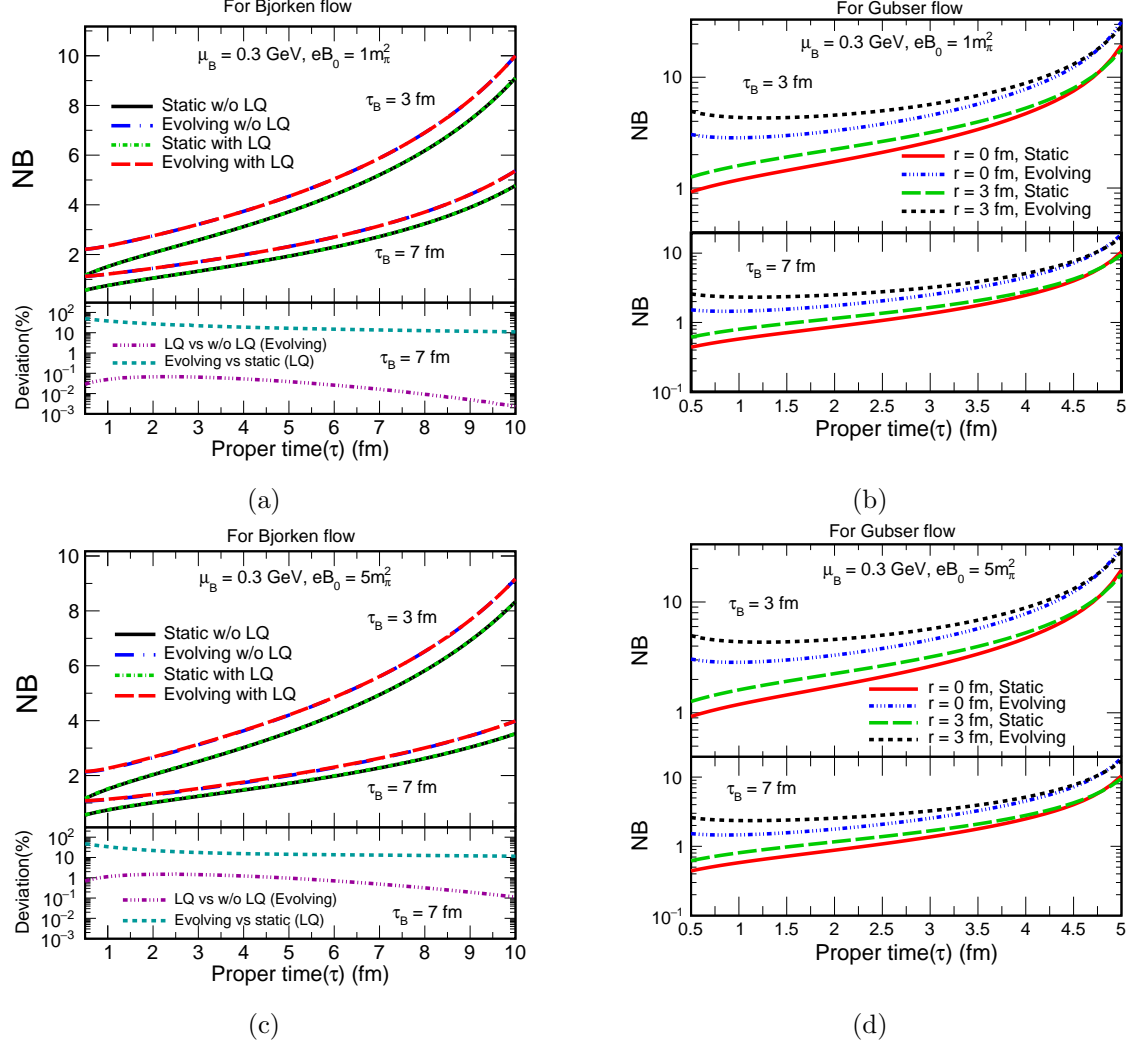


Figure 6: Dimensionless Nernst coefficient (NB) as a function of proper time (τ) at $\mu_B = 0.3$ GeV. (a) NB for static, evolving, with and without (w/o) Landau quantization (LQ), four cases are plotted here in the upper panel for $\tau_B = 3, 7$ fm for Bjorken flow at $1 m_\pi^2$. The lower panel represents their percentage deviation at $\tau_B = 7$ fm. (b) NB in Gubser flow for static and evolving case at $r = 0$ and 3 fm with LQ is plotted at $\tau_B = 3$ fm (upper panel) and $\tau_B = 7$ fm (lower panel) at $eB_0 = 1 m_\pi^2$. (c) and (d) are the same as (a) and (b), respectively, but at $eB_0 = 5 m_\pi^2$.

electrical conductivity ($S_B / \bar{S}_B / NB \sim \frac{1}{\sigma_e}$). Therefore, smaller σ_e means fast decay of magnetic field or smaller value of τ_B , which enhances Seebeck and Nernst coefficients. As a result, \vec{E} increases. In Fig. (9), we plotted \vec{E} for $eB_0 = 1 m_\pi^2$ to see the effect of different magnetic field strengths. There is a minor change in the induced field upon changing the initial magnetic field strength from $eB = 5$ to $1 m_\pi^2$. A similar thing was already observed in the thermoelectric coefficients in Figs. (4, 5), and 6.

It is important to note that we did not account for the effect of the magnetic field on the

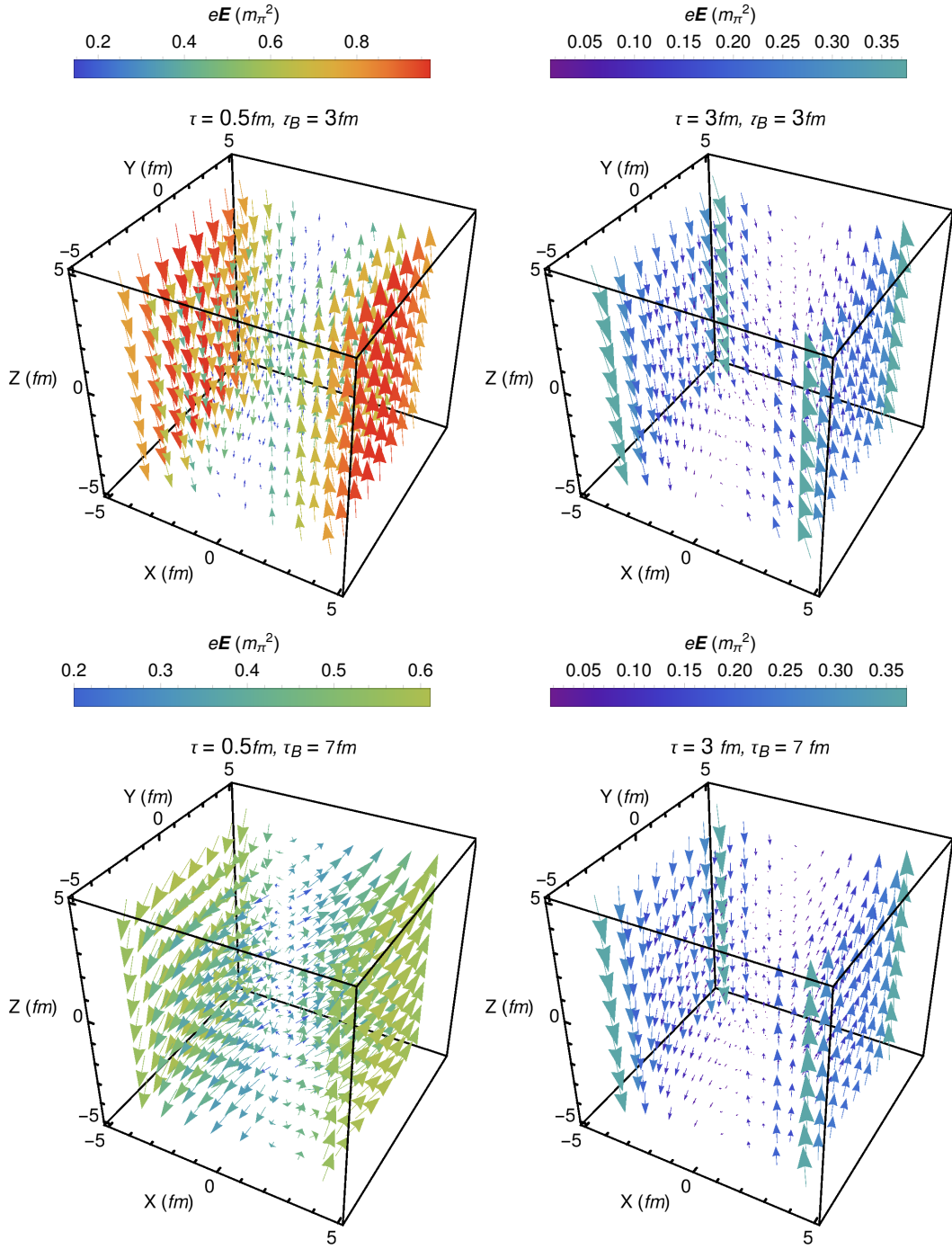


Figure 7: Electric field induced in the QGP in peripheral collisions with $eB_0 = 5 m_\pi^2$, $\tau_B = 3 \text{ fm}$.

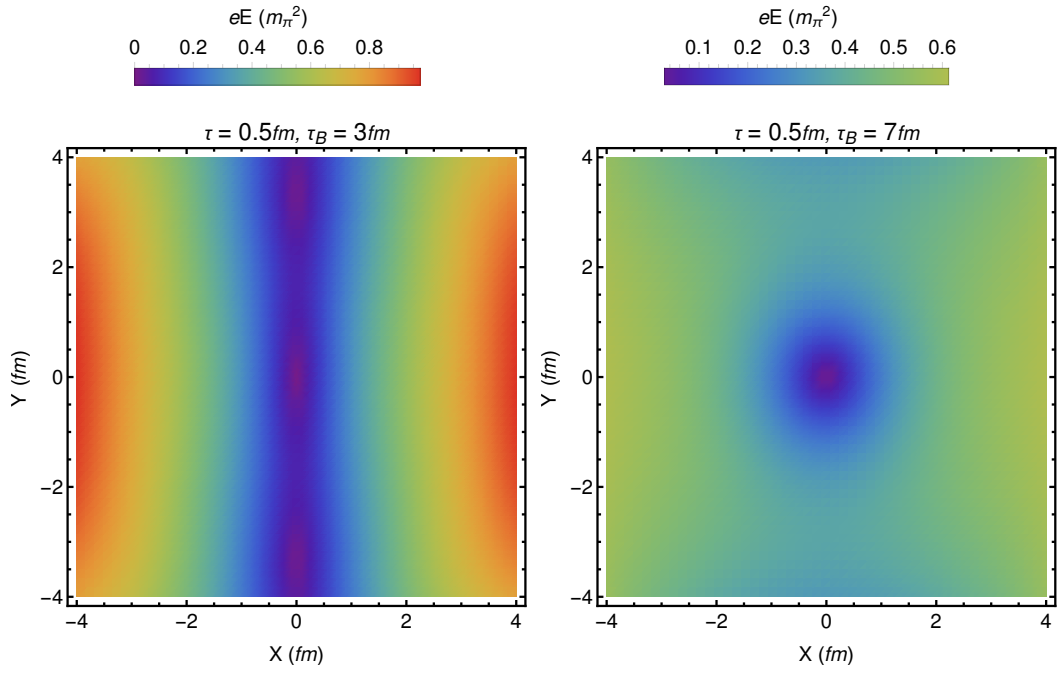


Figure 8: Magnitude of electric field in the transverse plane with $eB_0 = 5 m_\pi^2$.

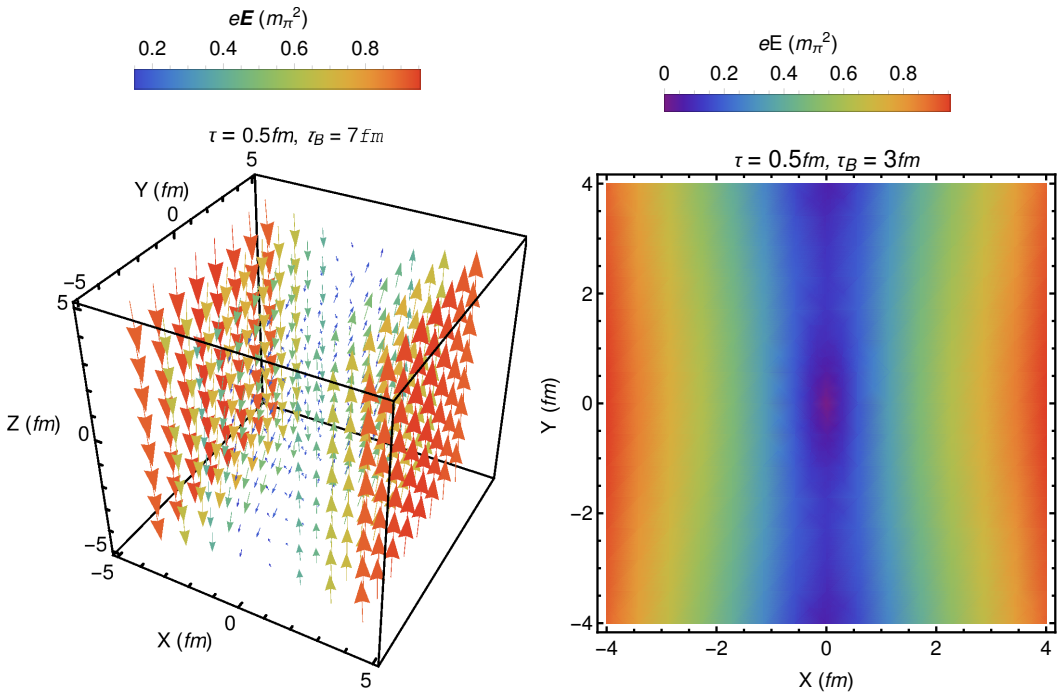


Figure 9: Induced electric field vector (left figure) and magnitude (right figure) for $eB_0 = 1 m_\pi^2$.

Gubser cooling rate. A more realistic picture of the cooling rate should be calculated with a finite and time-varying magnetic field. Moreover, according to Maxwell's electromagnetic relation, the induced space-time-dependent electric field will give rise to a magnetic field. However, this would require the calculation of permittivity and permeability of the evolving QGP, which is subjected to further research and beyond the scope of the current work. In the present study, for the first time, we have estimated the induced electric field in QGP due to the thermoelectric effect. We used the hydrodynamic theory, where analytical solutions are achievable. This study can be quickly extended to incorporate in (3+1)D hydrodynamics or magnetohydrodynamics such as ECHO QGP by dividing temperature into space-time grids.

5 Summary and Conclusion

In summary, we have calculated thermoelectric coefficients for evolving QGP medium created in RHICs. Thermoelectric transport phenomena can induce an electric field in the medium. We have estimated the same for the first time using Gubser hydrodynamics. We used the kinetic theory-based RTA approach to calculate thermoelectric coefficients. Unlike the static picture of QGP considered in all the earlier calculations [37, 38, 51, 52], we solved the Boltzmann equation for evolving QGP by taking care of temperature evolution. Deriving the general expressions of the transport coefficients, we used different cooling rates (ideal hydrodynamic, ideal MHD, Bjorken flow) for their estimation. We used a quasiparticle model to reproduce the lattice QCD EoS for QGP. Moreover, calculations and results are obtained for head-on and peripheral collisions where we expect a magnetic field due to spectator currents. All the results are at finite baryon chemical potential $\mu_B = 0.3$ GeV.

In a fluid of charged particles with finite thermal conductivity, thermoelectric phenomena can create or induce an electromagnetic field. QGP consists of quarks, which are electrically charged and have finite baryon quantum numbers. Therefore, they are capable of electrical (charge) and thermal (baryon) conduction. As a result, thermoelectric transport in QGP at finite baryon chemical potential leads to the induction of an electric field. QGP medium is governed by the QCD interaction. Studies show that the EM field of the order of Λ_{QCD} scale can interfere with the interactions, contributing to many interesting phenomena [27, 62, 63]. It is widely accepted that such a huge EM field was created in peripheral collisions [64]. This work showed that an EM field can also be created during the QGP evolution due to the thermoelectric effect, even in head-on collisions. The maximum electric field produced in head-on and peripheral collisions is $\sim 0.6 m_\pi^2$ and $0.9 m_\pi^2$, respectively, which are two to one times smaller than the QCD scale ($\sim 2 m_\pi^2$). However, this can contribute to many interesting phenomena, as mentioned before. Nevertheless, the impact might be small. It is essential to mention here that we have taken care of temperature evolution in calculating thermoelectric coefficients. i.e., the effect of cooling is considered, which was missing in all the earlier studies. Results for static and evolving pictures are compared, and we found that the impact of evolution is significant though non-monotonic. In peripheral collisions, we considered an external time-varying magnetic field. The effect of the initial magnetic field and its decay parameter are also studied.

The induced electric field falls off with time. At the early time of evolution, the magnetic decay parameter has a significant impact; however, the strength of the initial magnetic field has a minor effect. Considering RHIC and LHC matter, we considered the external magnetic field along the y direction for the numerical estimation. However, we have also generalized the calculations, where the direction of the magnetic field was not preferred, and we obtained the thermoelectric coefficient matrix for the same.

Despite the interesting findings, our approach has a few limitations. We need to have an analytical solution for the cooling rate to calculate the thermoelectric coefficients for an evolving system. However, the hydrodynamic equations in $(3+1)$ D result in coupled differential equations, which can only be solved numerically. Therefore, we considered simplistic hydrodynamic pictures (Bjorken and Gubser flow), where an analytical solution for the cooling rate is achievable. Nevertheless, the results of thermoelectric coefficients obtained here can be used in $(3+1)$ D hydrodynamic simulation for a better understanding of the space-time profile of the induced EM field.

A Appendix

A Thermoelectric coefficients

A.1 Case-I ($\mathbf{B} = 0$)

To find δf_i in Eq. (3.2), we solve the Boltzmann transport equation (BTE) with the help of relaxation time approximation (RTA). In the presence of temperature gradients, the BTE under RTA can be expressed as [14]

$$\frac{\partial f_i}{\partial t} + \frac{\vec{k}_i}{\omega_i} \cdot \frac{\partial f_i}{\partial \vec{x}_i} + q_i \vec{E} \cdot \frac{\partial f_i}{\partial \vec{k}_i} = -\frac{\delta f_i}{\tau_R^i}, \quad (\text{A.1})$$

where τ_R^i is the relaxation time of the particle. \vec{E} is an external electric field. We can solve Eq. (A.1) using Eqs. (3.5) and (3.6), and get the expression of α_j 's. Here, the first term in left-hand side (lhs) of the Eq. (A.1) becomes,

$$-(\omega_i - b_i \mu) \frac{\dot{T}}{T} \frac{\partial f_i^0}{\partial \omega_i} + \omega_i \vec{v}_i \cdot \left\{ \alpha_1 \vec{E} + \alpha_1 \dot{\vec{E}} + \alpha_2 \vec{\nabla} T + \alpha_2 \vec{\nabla} \dot{T} \right\}. \quad (\text{A.2})$$

The second term in lhs of the Boltzmann equation leads to,

$$\begin{aligned} \frac{\partial f_i}{\partial x_i} &= \frac{\partial}{\partial x_i} (f_i^0 + \delta f_i) = \frac{\partial}{\partial x_i} (f_i^0) + \frac{\partial f_i}{\partial x_i} (\delta f_i) = \frac{\partial}{\partial x_i} \left(\frac{1}{1 \pm \exp(\beta(\omega_i - b_i \mu_i))} \right) + 0 \\ &= -(\omega_i - b_i h) \frac{\vec{\nabla} T}{T} \frac{\partial f_i^0}{\partial \omega_i}. \end{aligned} \quad (\text{A.3})$$

The third term in lhs leads to,

$$\frac{\partial f_i}{\partial k_i} = \frac{\partial f_i^0}{\partial k_i} + \frac{\partial \delta f_i}{\partial k_i} = \vec{v}_i \frac{\partial f_i^0}{\partial \omega_i} + \vec{\Omega} \frac{\partial f_i^0}{\partial \omega_i}. \quad (\text{A.4})$$

Hence,

$$q_i \vec{E} \cdot \frac{\partial f_i}{\partial \vec{k}_i} = q_i \vec{v}_i \cdot \vec{E} \frac{\partial f_i^0}{\partial \omega_i} + q_i E (\alpha_1 \vec{E} + \alpha_2 \vec{\nabla} T + \alpha_3 \vec{\nabla} \dot{T}) \frac{\partial f_i^0}{\partial \omega_i}. \quad (\text{A.5})$$

Finally, after the substitution of the above results in both sides of Eq. (A.1), we get

$$\begin{aligned} & -(\omega_i - b_i \mu) \frac{\dot{T}}{T} \frac{\partial f_i^0}{\partial \omega_i} + \omega_i \vec{v}_i \cdot (\alpha_1 \vec{E} + \alpha_2 \dot{\vec{E}} + \alpha_2 \vec{\nabla} T + \alpha_2 \vec{\nabla} \dot{T}) \frac{\partial f_i^0}{\partial \omega_i} - (\omega_i - b_i h) \frac{\vec{\nabla} T}{T} \frac{\partial f_i^0}{\partial \omega_i} \\ & + q_i \vec{v}_i \cdot \vec{E} \frac{\partial f_i^0}{\partial \omega_i} = -\frac{\omega_i}{\tau_R^i} (\alpha_1 \vec{E} + \alpha_2 \vec{\nabla} T + \alpha_3 \vec{\nabla} \dot{T}) \frac{\partial f_i^0}{\partial \omega_i}. \end{aligned} \quad (\text{A.6})$$

In the current analysis, we consider only the terms with first-order derivatives of the fields and neglect higher-order derivative terms. The comparison of the coefficients of $\vec{v} \cdot \vec{E}$, $\vec{v} \cdot \vec{\nabla} T$ and $\vec{v} \cdot \vec{\nabla} \dot{T}$ on both sides of the above equation leads to,

$$\alpha_1 = -\left(\frac{1}{\tau_R^i} \alpha_1 + \frac{q_i}{\omega_i} \right), \quad \alpha_2 = -\left(\frac{1}{\tau_R^i} \alpha_2 - \frac{\omega_i - b_i h}{\omega_i T} \right), \quad \alpha_3 = -\tau_R^i \alpha_2, \quad (\text{A.7})$$

Here, α_1 and α_3 from Eq. (A.7) can be expressed in terms of matrix equation as

$$\frac{dX}{dt} = AX + G, \quad (\text{A.8})$$

where the matrices take the following forms

$$X = \begin{pmatrix} \alpha_1 \\ \alpha_2 \end{pmatrix}, \quad A = \begin{pmatrix} -\frac{1}{\tau_R^i} & 0 \\ 0 & -\frac{1}{\tau_R^i} \end{pmatrix}, \quad G = \begin{pmatrix} -\frac{q_i}{\omega_i} \\ \frac{\omega_i - b_i h}{\omega_i T} \end{pmatrix}. \quad (\text{A.9})$$

Eq. (A.8) can be solved by using the method of the variation of constants. The eigenvalues corresponding to matrix A are,

$\lambda = \lambda_1 = \lambda_2 = -\frac{1}{\tau_R^i}$. Hence, one can write the linearly independent solutions corresponding to the homogeneous part of differential Eq. (A.8) in terms of its eigenvectors as

$$y_1 = \begin{pmatrix} e^\eta \\ 0 \end{pmatrix}, \quad y_2 = \begin{pmatrix} 0 \\ e^\eta \end{pmatrix}; \quad \text{where } \eta = -\frac{\tau}{\tau_R^i}. \quad (\text{A.10})$$

Therefore, the fundamental matrix for Eq. (A.8) is

$$Y = \begin{pmatrix} e^\eta & 0 \\ 0 & e^\eta \end{pmatrix}, \quad (\text{A.11})$$

We seek a particular solution of the equation with a given form of Eq. (A.8) is

$$Y_p = YU, \quad (\text{A.12})$$

where U is a column matrix of unknowns.

$$U = \begin{pmatrix} u_1 \\ u_2 \\ \cdot \\ \cdot \\ \cdot \\ u_n \end{pmatrix}. \quad (\text{A.13})$$

From Eq. (A.12) and Eq. (A.8) we can see that Y_p is a column matrix with the same coefficients as that of matrix X . Further, the differentiation of Eq. (A.12) with respect to time gives us $Y_p' = Y'U + YU'$, where $Y' = AY$. Hence, $Y_p' = AY_p + YU'$. Comparison of above equation with Eq. (A.8) tells us

$$G = YU'. \quad (\text{A.14})$$

The determinant of matrix Y is $e^{2\eta}$. Then,

$$u_1' = \frac{1}{e^{2\eta}} \det \begin{pmatrix} -\frac{q_i}{\omega_i} & 0 \\ \frac{\omega_i - b_i h}{\omega_i T} & e^\eta \end{pmatrix}, \quad u_2' = \frac{1}{e^{2\eta}} \det \begin{pmatrix} e^\eta & -\frac{q_i}{\omega_i} \\ 0 & \frac{\omega_i - b_i h}{\omega_i T} \end{pmatrix}.$$

After integrating u_1' and u_2' with respect to time, we get the matrix U as

$$U = \begin{pmatrix} \frac{-q_i}{\omega_i} \xi_1 \\ \frac{\omega_i - b_i h}{\omega_i T} \xi_2 \end{pmatrix}. \quad (\text{A.15})$$

Where $\xi = \int e^{-\eta d\tau}$.

After substituting the above value of U in Eq. (A.30) one obtain,

$$Y_p = \begin{pmatrix} e^\eta & 0 \\ 0 & e^\eta \end{pmatrix} \begin{pmatrix} \frac{-q_i}{\omega_i} \xi_1 \\ \frac{\omega_i - b_i h}{\omega_i T} \xi_2 \end{pmatrix},$$

$$\begin{pmatrix} \alpha_1 \\ \alpha_2 \end{pmatrix} = \begin{pmatrix} e^\eta & 0 \\ 0 & e^\eta \end{pmatrix} \begin{pmatrix} u_1 \\ u_2 \end{pmatrix}.$$

Hence,

$$\alpha_1 = u_1 e^\eta, \quad \alpha_2 = u_2 e^\eta. \quad (\text{A.16})$$

The functions $u_1(\tau)$ and $u_2(\tau)$ can be defined as $u_1 = -\frac{q_i}{\omega_i} \xi_1$, $u_2 = i \frac{\omega_i - b_i h}{\omega_i T} \xi_2$. Hence, the alphas in Eq. (A.7) get the forms,

$$\alpha_1 = -\frac{q_i \tau_R^i}{\omega_i}, \quad \alpha_2 = \frac{\tau_R^i (\omega_i - b_i h)}{T \omega_i}, \quad \alpha_3 = -\tau_R^i \alpha_3. \quad (\text{A.17})$$

After getting the expressions for α_j 's, the simplified form of δf_i is,

$$\delta f_i = -q_i \tau_R^i (\vec{v}_i \cdot \vec{E}) + \frac{(\omega_i - b_i h) \tau_R^i}{T} \left[(\vec{v}_i \cdot \vec{\nabla} T) - \tau_R^i (\vec{v}_i \cdot \vec{\nabla} \dot{T}) \right] \frac{\partial f_i^0}{\partial \omega_i}. \quad (\text{A.18})$$

Here \pm indicates a positive sign for positively charged particles (antiparticles) and a negative sign for negatively charged particles (antiparticles).

A.2 Case-II ($\mathbf{B} \neq \mathbf{0}$)

To find the expression of δf_i in Eq. (3.2), we solve the Boltzmann transport equation (BTE) with the help of relaxation time approximation (RTA). In the presence of an external electromagnetic field, BTE under RTA can be expressed as [14]

$$\frac{\partial f_i}{\partial t} + \frac{\vec{k}_i}{\omega_i} \cdot \frac{\partial f_i}{\partial \vec{x}_i} + q_i \left(\vec{E} + \frac{\vec{k}_i}{\omega_i} \times \vec{B} \right) \cdot \frac{\partial f_i}{\partial \vec{k}_i} = -\frac{\delta f_i}{\tau_R^i}, \quad (\text{A.19})$$

where τ_R^i is the relaxation time of the particle. We can solve Eq. (A.19) using Eqs. (4.3) and (4.4), and get the expression of α_j 's. Here, the first term in left-hand side (lhs) of the Eq. (A.19) becomes,

$$\begin{aligned} \omega_i \vec{v}_i \cdot \left\{ \alpha_1 \vec{E} + \alpha_1 \dot{\vec{E}} + \alpha_3 \vec{\nabla} T + \alpha_3 \vec{\nabla} \dot{T} + \alpha_5 (\vec{\nabla} T \times \dot{\vec{B}}) + \alpha_5 (\vec{\nabla} T \times \vec{B}) + \alpha_5 (\vec{\nabla} \dot{T} \times \vec{B}) \right. \\ \left. + \alpha_5 (\vec{\nabla} \dot{T} \times \vec{B}) + \alpha_8 (\vec{E} \times \dot{\vec{B}}) + \alpha_8 (\vec{E} \times \vec{B}) + \alpha_8 (\dot{\vec{E}} \times \vec{B}) - (\omega_i - b_i \mu) \frac{\dot{T}}{T} \right\} \frac{\partial f_i^0}{\partial \omega_i}. \end{aligned} \quad (\text{A.20})$$

The second term in lhs of the Boltzmann equation leads to,

$$\begin{aligned} \frac{\partial f_i}{\partial x_i} &= \frac{\partial}{\partial x_i} (f_i^0 + \delta f_i) = \frac{\partial}{\partial x_i} (f_i^0) + \frac{\partial f_i}{\partial x_i} (\delta f_i) = \frac{\partial}{\partial x_i} \left\{ \frac{1}{1 \pm \exp(\beta(\omega_i - b_i \mu_i))} \right\} + 0 \\ &= -(\omega_i - b_i h) \frac{\vec{\nabla} T}{T} \frac{\partial f_i^0}{\partial \omega_i}. \end{aligned} \quad (\text{A.21})$$

The third term in lhs leads to,

$$\frac{\partial f_i}{\partial k_i} = \frac{\partial f_i^0}{\partial k_i} + \frac{\partial \delta f_i}{\partial k_i} = \vec{v}_i \frac{\partial f_i^0}{\partial \omega_i} + \vec{\Omega} \frac{\partial f_i^0}{\partial \omega_i}. \quad (\text{A.22})$$

Hence,

$$\begin{aligned} q_i \left(\vec{E} + \frac{\vec{k}_i}{\omega_i} \times \vec{B} \right) \cdot \frac{\partial f_i}{\partial \vec{k}_i} &= q_i \vec{v}_i \cdot \vec{E} \frac{\partial f_i^0}{\partial \omega_i} + (\vec{v} \times \vec{B}) \cdot \left\{ \alpha_1 \vec{E} + \alpha_2 \dot{\vec{E}} + \alpha_3 \vec{\nabla} T + \alpha_4 \vec{\nabla} \dot{T} + \alpha_5 (\vec{\nabla} T \times \vec{B}) \right. \\ &\left. + \alpha_6 (\vec{\nabla} T \times \dot{\vec{B}}) + \alpha_7 (\vec{\nabla} \dot{T} \times \vec{B}) + \alpha_8 (\vec{E} \times \vec{B}) + \alpha_9 (\vec{E} \times \dot{\vec{B}}) + \alpha_{10} (\dot{\vec{E}} \times \vec{B}) \right\} \frac{\partial f_i^0}{\partial \omega_i}. \end{aligned} \quad (\text{A.23})$$

Finally, after the substitution of the above results on both the sides of Eq. (A.19), the left side becomes

$$\begin{aligned}
& \omega_i \vec{v}_i \cdot \left\{ \dot{\alpha}_1 \vec{E} + \alpha_1 \dot{\vec{E}} + \dot{\alpha}_3 \vec{\nabla} T + \alpha_3 \vec{\nabla} \dot{T} + \alpha_5 (\vec{\nabla} T \times \dot{\vec{B}}) + \dot{\alpha}_5 (\vec{\nabla} T \times \vec{B}) + \alpha_5 (\vec{\nabla} \dot{T} \times \vec{B}) \right. \\
& + \alpha_5 (\vec{\nabla} \dot{T} \times \vec{B}) + \alpha_8 (\vec{E} \times \dot{\vec{B}}) + \dot{\alpha}_8 (\vec{E} \times \vec{B}) + \alpha_8 (\dot{\vec{E}} \times \vec{B}) - (\omega_i - b_i \mu) \frac{\dot{T}}{T} \left. \right\} \frac{\partial f_i^0}{\partial \omega_i} \\
& - (\omega_i - b_i h) \vec{v}_i \cdot \frac{\vec{\nabla} T}{T} \frac{\partial f_i^0}{\partial \omega_i} + q_i \vec{v}_i \cdot \vec{E} \frac{\partial f_i^0}{\partial \omega_i} + \left\{ -\alpha_1 q_i \vec{v}_i \cdot (\vec{E} \times \vec{B}) - \alpha_2 q_i \vec{v}_i \cdot (\dot{\vec{E}} \times \vec{B}) \right. \\
& - \alpha_3 q_i \vec{v}_i \cdot (\vec{\nabla} T \times \vec{B}) - \alpha_4 q_i \vec{v}_i \cdot (\vec{\nabla} \dot{T} \times \vec{B}) + \alpha_5 q_i \{ -(\vec{v}_i \cdot \vec{B})(\vec{\nabla} T \cdot \vec{B}) + (\vec{v}_i \cdot \vec{\nabla} T)(\vec{B} \cdot \vec{B}) \} \\
& + \alpha_6 q_i \{ -(\vec{v}_i \cdot \dot{\vec{B}})(\vec{\nabla} T \cdot \vec{B}) + (\vec{v}_i \cdot \vec{\nabla} T)(\dot{\vec{B}} \cdot \vec{B}) \} + \alpha_7 q_i \{ -(\vec{v}_i \cdot \vec{B})(\vec{\nabla} \dot{T} \cdot \vec{B}) + (\vec{v}_i \cdot \vec{\nabla} \dot{T})(\vec{B} \cdot \vec{B}) \} \\
& + \alpha_8 q_i \{ -(\vec{v}_i \cdot \vec{B})(\vec{E} \cdot \vec{B}) + (\vec{v}_i \cdot \vec{E})(\vec{B} \cdot \vec{B}) \} + \alpha_9 q_i \{ -(\vec{v}_i \cdot \dot{\vec{B}})(\vec{E} \cdot \vec{B}) + (\vec{v}_i \cdot \dot{\vec{E}})(\vec{B} \cdot \vec{B}) \} \\
& \left. + \alpha_9 q_i \{ -(\vec{v}_i \cdot \dot{\vec{B}})(\vec{E} \cdot \vec{B}) + (\vec{v}_i \cdot \dot{\vec{E}})(\vec{B} \cdot \vec{B}) \} + \alpha_{10} q_i \{ -(\vec{v}_i \cdot \vec{B})(\dot{\vec{E}} \cdot \vec{B}) + (\vec{v}_i \cdot \dot{\vec{E}})(\vec{B} \cdot \vec{B}) \} \right\} \frac{\partial f_i^0}{\partial \omega_i},
\end{aligned} \tag{A.24}$$

and the right side becomes

$$\begin{aligned}
& = -\frac{\omega_i}{\tau_R^i} \alpha_1 \vec{E} + \alpha_2 \dot{\vec{E}} + \alpha_3 \vec{\nabla} T + \alpha_4 \vec{\nabla} \dot{T} + \alpha_5 (\vec{\nabla} T \times \vec{B}) + \alpha_6 (\vec{\nabla} T \times \dot{\vec{B}}) \\
& + \alpha_7 (\vec{\nabla} \dot{T} \times \vec{B}) + \alpha_8 (\vec{E} \times \vec{B}) + \alpha_9 (\vec{E} \times \dot{\vec{B}}) + \alpha_{10} (\dot{\vec{E}} \times \vec{B}) \frac{\partial f_i^0}{\partial \omega_i}.
\end{aligned} \tag{A.25}$$

In the current analysis, we consider only the terms with first-order derivatives of the fields and neglect higher-order derivative terms. The comparison of the coefficients of $\vec{v} \cdot \vec{E}$, $\vec{v} \cdot \dot{\vec{E}}$, $\vec{v}_i \cdot \vec{\nabla} T$, $\vec{v}_i \cdot \vec{\nabla} \dot{T}$, $\vec{v}_i \cdot (\vec{\nabla} T \times \vec{B})$, $\vec{v}_i \cdot (\vec{\nabla} T \times \dot{\vec{B}})$, $\vec{v}_i \cdot (\vec{\nabla} \dot{T} \times \vec{B})$, $\vec{v}_i \cdot (\vec{E} \times \vec{B})$, $\vec{v}_i \cdot (\vec{E} \times \dot{\vec{B}})$ and $\vec{v}_i \cdot (\dot{\vec{E}} \times \vec{B})$ on both sides, gives us $\dot{\alpha}_1$, α_2 , $\dot{\alpha}_3$, α_4 , $\dot{\alpha}_5$, $\dot{\alpha}_3$, α_6 , α_7 , $\dot{\alpha}_8$, α_9 and α_{10}

respectively as

$$\begin{aligned}
\dot{\alpha}_1 &= -\left[\frac{1}{\tau_R^i} \alpha_1 + \frac{q_i \{ (\vec{B} \cdot \vec{B} - \tau_R^i \vec{B} \cdot \dot{\vec{B}}) \alpha_7 \}}{\omega_i} + \frac{q_i}{\omega_i} \right], \\
\alpha_2 &= -\tau_R^i \alpha_1 - \frac{\tau_R^i q_i \vec{B}^2}{\omega_i} \alpha_{10}, \\
\dot{\alpha}_3 &= -\left\{ \frac{1}{\tau_R^i} \alpha_3 + \left(\frac{q_i (\vec{B} \cdot \vec{B} - \tau_R^i \vec{B} \cdot \dot{\vec{B}})}{\omega_i} \right) \alpha_5 - \frac{\omega_i - b_i h}{T \omega_i} \right\}, \\
\alpha_4 &= -\tau_R^i \left\{ \alpha_3 + \frac{q_i (\vec{B} \cdot \vec{B})}{\omega_i} \alpha_7 \right\}, \\
\dot{\alpha}_5 &= -\frac{1}{\tau_R^i} \alpha_5 + \frac{q_i}{\omega_i} \alpha_3, \\
\alpha_6 &= -\tau_R^i \alpha_5, \\
\alpha_7 &= -\tau_R^i \alpha_5 + \frac{\tau_R^i q_i}{\omega_i} \alpha_4, \\
\dot{\alpha}_8 &= -\frac{1}{\tau_R^i} \alpha_8 + \frac{q_i}{\omega_i} \alpha_1, \\
\alpha_9 &= -\tau_R^i \alpha_8, \\
\alpha_{10} &= -\tau_R^i \alpha_8 + \frac{\tau_R^i q_i}{\omega_i} \alpha_2.
\end{aligned} \tag{A.26}$$

Here, α_1 , α_3 , α_5 and α_5 from Eq. (A.26) can be expressed in terms of matrix equation as

$$\frac{dX}{dt} = AX + G, \tag{A.27}$$

where the matrices take the following forms

$$X = \begin{pmatrix} \alpha_1 \\ \alpha_3 \\ \alpha_5 \\ \alpha_8 \end{pmatrix}, \quad A = \begin{pmatrix} -\frac{1}{\tau_R^i} & 0 & 0 & -\frac{q_i F^2}{\omega_i} \\ 0 & -\frac{1}{\tau_R^i} & -\frac{q_i F^2}{\omega_i} & 0 \\ 0 & \frac{q_i}{\omega_i} & -\frac{1}{\tau_R^i} & 0 \\ \frac{q_i}{\omega_i} & 0 & 0 & -\frac{1}{\tau_R^i} \end{pmatrix}, \quad G = \begin{pmatrix} -\frac{q_i}{\omega_i} \\ \frac{\omega_i - b_i h}{T \omega_i} \\ 0 \\ 0 \end{pmatrix},$$

with $F = \sqrt{B(B - \tau_R^i \dot{B})}$. Eq. (A.27) can be solved by diagonalizing the matrix A and using the method of the variation of constants. The eigenvalues corresponding to matrix A are,

$$\lambda_j = -\frac{1}{\tau_R^i} + a_j i \frac{q_i F}{\omega_i}, \quad \text{with } a_1 = a_2 = -1, a_3 = a_4 = 1.$$

Hence, one can write the linear independent solutions corresponding to the homogeneous part of differential Eq. (A.27) in terms of its eigenvectors as

$$y_1 = \begin{pmatrix} -iF e^{\eta_1} \\ 0 \\ 0 \\ e^{\eta_1} \end{pmatrix}, \quad y_2 = \begin{pmatrix} 0 \\ -iF e^{\eta_2} \\ e^{\eta_2} \\ 0 \end{pmatrix}, \quad y_3 = \begin{pmatrix} iF e^{\eta_3} \\ 0 \\ 0 \\ e^{\eta_3} \end{pmatrix}, \quad y_4 = \begin{pmatrix} 0 \\ iF e^{\eta_4} \\ e^{\eta_4} \\ 0 \end{pmatrix}.$$

Where,

$$\eta_j = -\frac{\tau}{\tau_R^i} + a_j \frac{q_i^i}{\omega} \int F d\tau. \quad (\text{A.28})$$

Therefore, the fundamental matrix for Eq. (A.27) is

$$Y = \begin{pmatrix} -iFe^{\eta_1} & 0 & iFe^{\eta_3} & 0 \\ 0 & -iFe^{\eta_2} & 0 & iFe^{\eta_4} \\ 0 & e^{\eta_2} & 0 & e^{\eta_4} \\ e^{\eta_1} & 0 & e^{\eta_3} & 0 \end{pmatrix}, \quad (\text{A.29})$$

We seek a particular solution of the equation with a given form of Eq. (A.27) is

$$Y_p = YU, \quad (\text{A.30})$$

where U is a column matrix of unknowns.

$$U = \begin{pmatrix} u_1 \\ u_2 \\ \cdot \\ \cdot \\ u_n \end{pmatrix}. \quad (\text{A.31})$$

From Eq. (A.30) and Eq. (A.27) we can see that Y_p is a column matrix with the same coefficients as that of matrix X . Further, the differentiation of Eq. (A.30) with respect to time gives us $Y_p' = Y'U + YU'$, where $Y' = AY$. Hence, $Y_p' = AY_p + YU'$. Comparison of above equation with Eq. (A.27) tells us

$$G = YU'. \quad (\text{A.32})$$

The determinant of matrix Y is $4F^2e^\eta$. Then,

$$\begin{aligned}
u'_1 &= \frac{1}{4F^2e^\eta} \det \begin{pmatrix} -\frac{q_i}{\omega_i} & 0 & iFe^{\eta_3} & 0 \\ \frac{\omega_i - b_i h}{T\omega_i} & -iFe^{\eta_2} & 0 & iFe^{\eta_4} \\ 0 & e^{\eta_2} & 0 & e^{\eta_4} \\ 0 & 0 & e^{\eta_3} & 0 \end{pmatrix}, \\
u'_2 &= \frac{1}{4F^2e^\eta} \det \begin{pmatrix} -iFe^{\eta_1} & -\frac{q_i}{\omega_i} & iFe^{\eta_3} & 0 \\ 0 & \frac{\omega_i - b_i h}{T\omega_i} & 0 & iFe^{\eta_4} \\ 0 & 0 & 0 & e^{\eta_4} \\ e^{\eta_1} & 0 & e^{\eta_3} & 0 \end{pmatrix}, \\
u'_3 &= \frac{1}{4F^2e^\eta} \det \begin{pmatrix} -iFe^{\eta_1} & 0 & -\frac{q_i}{\omega_i} & 0 \\ 0 & -iFe^{\eta_2} & \frac{\omega_i - b_i h}{T\omega_i} & iFe^{\eta_4} \\ 0 & e^{\eta_2} & 0 & e^{\eta_4} \\ e^{\eta_1} & 0 & 0 & 0 \end{pmatrix}, \\
u'_4 &= \frac{1}{4F^2e^\eta} \det \begin{pmatrix} -iFe^{\eta_1} & 0 & iFe^{\eta_3} & -\frac{q_i}{\omega_i} \\ 0 & -iFe^{\eta_2} & 0 & \frac{\omega_i - b_i h}{T\omega_i} \\ 0 & e^{\eta_2} & 0 & 0 \\ e^{\eta_1} & 0 & e^{\eta_3} & 0 \end{pmatrix}. \tag{A.33}
\end{aligned}$$

After integrating u'_1 , u'_2 , u'_3 and u'_4 with respect to time, we get the matrix U as

$$U = \begin{pmatrix} \frac{q_i}{2i\omega_i} \xi_1 \\ i \frac{\omega_i - b_i h}{2\omega_i T} \xi_2 \\ -\frac{q_i}{2i\omega_i} \xi_3 \\ -i \frac{\omega_i - b_i h}{2\omega_i} \xi_4 \end{pmatrix}, \quad \xi_j = \int \frac{e^{-\eta_j}}{F} d\tau. \tag{A.34}$$

After substituting the above value of U in Eq. (A.30) one obtain,

$$\begin{aligned}
Y_p &= \begin{pmatrix} -iFe^{\eta_1} & 0 & iFe^{\eta_3} & 0 \\ 0 & -iFe^{\eta_2} & 0 & iFe^{\eta_4} \\ 0 & e^{\eta_2} & 0 & e^{\eta_4} \\ e^{\eta_1} & 0 & e^{\eta_3} & 0 \end{pmatrix} \begin{pmatrix} \frac{q_i}{2i\omega_i} \xi_1 \\ i \frac{\omega_i - b_i h}{2\omega_i T} \xi_2 \\ -\frac{q_i}{2i\omega_i} \xi_3 \\ -i \frac{\omega_i - b_i h}{2\omega_i} \xi_4 \end{pmatrix}, \\
\begin{pmatrix} \alpha_1 \\ \alpha_3 \\ \alpha_5 \\ \alpha_8 \end{pmatrix} &= \begin{pmatrix} -iFe^{\eta_1} & 0 & iFe^{\eta_3} & 0 \\ 0 & -iFe^{\eta_2} & 0 & iFe^{\eta_4} \\ 0 & e^{\eta_2} & 0 & e^{\eta_4} \\ e^{\eta_1} & 0 & e^{\eta_3} & 0 \end{pmatrix} \begin{pmatrix} u_1 \\ u_2 \\ u_3 \\ u_4 \end{pmatrix}.
\end{aligned}$$

Hence,

$$\begin{aligned}
\alpha_1 &= -u_1 iFe^{\eta_1} + u_3 iFe^{\eta_3}, & \alpha_3 &= -u_2 iFe^{\eta_2} + u_4 iFe^{\eta_4}, \\
\alpha_5 &= u_2 e^{\eta_2} + u_4 e^{\eta_4}, & \alpha_8 &= u_1 e^{\eta_1} + u_3 e^{\eta_3}.
\end{aligned} \tag{A.35}$$

The functions $u_1(\tau)$, $u_2(\tau)$, $u_3(\tau)$ and $u_4(\tau)$ can be defined as $u_1 = \frac{q_i}{2i\omega_i}\xi_1$, $u_2 = i\frac{\omega_i - b_i h}{2\omega_i T}\xi_2$, $u_3 = \frac{q_i}{2i\omega_i}\xi_3$, and $u_4 = -i\frac{(\omega_i - b_i h)}{2\omega_i}\xi_4$. For time-varying field, we get

$$F = B\sqrt{1 + \frac{\tau_R^i}{\tau_B}}, \quad \int F d\tau = B\tau\sqrt{1 + \frac{\tau_R^i}{\tau_B}}.$$

Hence, it leads to the given form,

$$\begin{aligned} \eta_j &= -\frac{\tau}{\tau_R^i} + a_j i \frac{\sqrt{1 + \frac{\tau_R^i}{\tau_B}}}{\tau_B} \tau, \\ \xi_j &= \frac{1}{\sqrt{1 + \frac{\tau_R^i}{\tau_B}} B_0} \frac{e^{\left(\frac{1}{\tau_R^i} + \frac{1}{\tau_B} - a_j i \frac{\sqrt{1 + \frac{\tau_R^i}{\tau_B}}}{\tau_B}\right) \tau}}{\left(\frac{1}{\tau_R^i} + \frac{1}{\tau_B} - a_j i \frac{\sqrt{1 + \frac{\tau_R^i}{\tau_B}}}{\tau_B}\right)}. \end{aligned} \quad (\text{A.36})$$

Finally, the alphas in Eq. (A.26) are,

$$\begin{aligned} \alpha_1 &= -\frac{q_i}{\omega_i} \frac{\tau_R^i}{(1 + \chi_i + \chi_i^2)}, \\ \alpha_2 &= \frac{-\tau_R^i(1 + \chi_i - \chi_i^2)}{(1 + \chi_i)(1 + \chi_i^2)} \alpha_1 \\ \alpha_3 &= \frac{(\omega_i - b_i h)}{\omega_i} \frac{\tau_R^i}{(1 + \chi_i + \chi_i^2)}, \\ \alpha_4 &= \frac{-\tau_R^i(1 + \chi_i - \chi_i^2)}{(1 + \chi_i)(1 + \chi_i^2)} \alpha_3 \\ \alpha_5 &= \frac{\chi_i}{B(1 + \chi_i)} \alpha_3 \\ \alpha_6 &= -\tau_R^i \frac{\chi_i}{B(1 + \chi_i)} \alpha_3 \\ \alpha_7 &= -\tau_R^i \frac{\chi_i(2 + \chi_i)}{B(1 + \chi_i)(1 + \chi_i^2)} \alpha_3 \\ \alpha_8 &= \frac{\chi_i}{B(1 + \chi_i)} \alpha_1 \\ \alpha_9 &= -\tau_R^i \frac{\chi_i}{B(1 + \chi_i)} \alpha_1 \\ \alpha_{10} &= -\tau_R^i \frac{\chi_i(2 + \chi_i)}{B(1 + \chi_i)(1 + \chi_i^2)} \alpha_1. \end{aligned} \quad (\text{A.37})$$

After getting the expressions for α_j 's, the simplified form of δf_i in Eq. (4.3) is,

$$\begin{aligned} \delta f_i &= \frac{-q_i \tau_R^i}{(1 + \chi_i)(1 + \chi_i + \chi_i^2)} \left[\left\{ (1 + \chi_i) + \frac{\chi_i(1 + \chi_i - \chi_i^2)}{(1 + \chi_i^2)} \right\} (\vec{v}_i \cdot \vec{E}) \pm \left\{ \chi_i(1 + \chi_i) \right. \right. \\ &\quad \left. \left. + \frac{\chi_i^2(2 + \chi_i)}{(1 + \chi_i^2)} \right\} (\vec{v}_i \cdot (\vec{E} \times \hat{b})) \right] + \frac{(\omega_i - b_i h) \tau_R^i}{T(1 + \chi_i)(1 + \chi_i + \chi_i^2)} \left[(1 + \chi_i) (\vec{v}_i \cdot \vec{\nabla} T) \right. \\ &\quad \left. - \tau_R^i \frac{(1 + \chi_i - \chi_i^2)}{(1 + \chi_i^2)} (\vec{v}_i \cdot \vec{\nabla} T) \pm \chi_i(1 + \chi_i) (\vec{v}_i \cdot (\vec{\nabla} T \times \hat{b})) \mp \tau_R^i \frac{\chi_i(2 + \chi_i)}{(1 + \chi_i^2)} \right. \\ &\quad \left. (\vec{v}_i \cdot (\vec{\nabla} T \times \hat{b})) \right] \frac{\partial f_i^0}{\partial \omega_i}. \end{aligned} \quad (\text{A.38})$$

For simplicity we have considered $\tau_E = \tau_B$ and $\chi_i = \frac{\tau_R^i}{\tau_B} = \frac{\tau_R^i}{\tau_E}$. Here \pm indicates positive sign for positively charged particles(antiparticles) and negative sign for negatively charged particles (antiparticles).

Acknowledgments

KS acknowledge the doctoral fellowship from UGC, Government of India. JD and RS gratefully acknowledge the DAE-DST, Govt. of India funding under the mega-science project – “Indian participation in the ALICE experiment at CERN” bearing Project No. SR/MF/PS-02/2021- IITI (E-37123).

References

- [1] J. Brewer, L. Yan and Y. Yin, *Adiabatic hydrodynamization in rapidly-expanding quark-gluon plasma*, *Physics Letters B* **816** (2021) 136189.
- [2] W. Busza, K. Rajagopal and W. van der Schee, *Heavy Ion Collisions: The Big Picture, and the Big Questions*, *Ann. Rev. Nucl. Part. Sci.* **68** (2018) 339 [1802.04801].
- [3] H. Elfner and B. Müller, *The exploration of hot and dense nuclear matter: introduction to relativistic heavy-ion physics*, *J. Phys. G* **50** (2023) 103001 [2210.12056].
- [4] S. Alzhrani, S. Ryu and C. Shen, *A spin polarization in event-by-event relativistic heavy-ion collisions*, *Phys. Rev. C* **106** (2022) 014905.
- [5] J. Liao, *Chiral magnetic effect in heavy ion collisions*, *Nuclear Physics A* **956** (2016) 99.
- [6] STAR COLLABORATION collaboration, *Identified particle elliptic flow in au + au collisions at $\sqrt{s_{NN}} = 130\text{GeV}$* , *Phys. Rev. Lett.* **87** (2001) 182301.
- [7] STAR COLLABORATION collaboration, *Centrality dependence of charged hadron and strange hadron elliptic flow from $\sqrt{s_{NN}} = 200\text{ geV}$ au+au collisions*, *Phys. Rev. C* **77** (2008) 054901.
- [8] L. Del Zanna, V.C. Joshi, G. Inghirami, V. Rolando, A. Beraudo, A. Pace et al., *Relativistic viscous hydrodynamics for heavy-ion collisions with echo-qgp*, *European Physical Journal C* **73** (2013) .
- [9] Z.V. Khaidukov and Y.A. Simonov, *Thermodynamics of a quark-gluon plasma at finite baryon density*, *Phys. Rev. D* **100** (2019) 076009.
- [10] S. Koothottil and V.M. Bannur, *Thermodynamic behavior of magnetized quark-gluon plasma within the self-consistent quasiparticle model*, *Phys. Rev. C* **99** (2019) 035210.
- [11] K. Goswami, D. Sahu, J. Dey, R. Sahoo and R. Stock, *Anisotropy of magnetized quark matter*, *Phys. Rev. D* **109** (2024) 074012 [2310.02711].
- [12] S. Gavin, *TRANSPORT COEFFICIENTS IN ULTRARELATIVISTIC HEAVY ION COLLISIONS*, *Nucl. Phys. A* **435** (1985) 826.
- [13] A. Das, H. Mishra and R.K. Mohapatra, *Transport coefficients of hot and dense hadron gas in a magnetic field: A relaxation time approach*, *Phys. Rev. D* **100** (2019) 114004.
- [14] A. Dash, S. Samanta, J. Dey, U. Gangopadhyaya, S. Ghosh and V. Roy, *Anisotropic transport properties of a hadron resonance gas in a magnetic field*, *Phys. Rev. D* **102** (2020) 016016.

- [15] K.K. Gowthama, M. Kurian and V. Chandra, *Thermal and thermoelectric responses of hot qcd medium in time-varying magnetic fields*, *Phys. Rev. D* **106** (2022) 034008.
- [16] K. Singh, J. Dey, R. Sahoo and S. Ghosh, *Effect of time-varying electromagnetic field on wiedemann-franz law in a hot hadronic matter*, *Phys. Rev. D* **108** (2023) 094007.
- [17] K. Tuchin, *Initial value problem for magnetic fields in heavy ion collisions*, *Phys. Rev. C* **93** (2016) 014905.
- [18] D. Satow, *Nonlinear electromagnetic response in quark-gluon plasma*, *Phys. Rev. D* **90** (2014) 034018.
- [19] ALICE COLLABORATION collaboration, *Probing the effects of strong electromagnetic fields with charge-dependent directed flow in pb-pb collisions at the lhc*, *Phys. Rev. Lett.* **125** (2020) 022301.
- [20] D.E. Kharzeev, L.D. McLerran and H.J. Warringa, *The effects of topological charge change in heavy ion collisions: “event by event p and cp violation”*, *Nuclear Physics A* **803** (2008) 227.
- [21] STAR COLLABORATION collaboration, *Observation of the electromagnetic field effect via charge-dependent directed flow in heavy-ion collisions at the relativistic heavy ion collider*, *Phys. Rev. X* **14** (2024) 011028.
- [22] Y. Kumar, P. Jain, P. Bangotra, V. Kumar, D.V. Singh and S.K. Rajouria, *Role of time-varying magnetic field on qgp equation of state*, *Advances in High Energy Physics* **2024** (2024) 1870528.
- [23] B.B. Brandt, F. Cuteri and G. Endrődi, *Equation of state and speed of sound of isospin-asymmetric qcd on the lattice*, *Journal of High Energy Physics* **2023** (2023) 55.
- [24] S. Borsányi, G. Endrődi, Z. Fodor, S.D. Katz, S. Krieg, C. Ratti et al., *Qcd equation of state at nonzero chemical potential: continuum results with physical quark masses at order μ^2* , *Journal of High Energy Physics* **2012** (2012) 53.
- [25] G.S. Bali, F. Bruckmann, G. Endrődi, S.D. Katz and A. Schäfer, *The qcd equation of state in background magnetic fields*, *Journal of High Energy Physics* **2014** (2014) 177.
- [26] S. Li and H.-U. Yee, *Shear viscosity of the quark-gluon plasma in a weak magnetic field in perturbative qcd: Leading log*, *Phys. Rev. D* **97** (2018) 056024.
- [27] V.P. Gusynin, V.A. Miransky and I.A. Shovkovy, *Catalysis of dynamical flavor symmetry breaking by a magnetic field in 2 + 1 dimensions*, *Phys. Rev. Lett.* **73** (1994) 3499.
- [28] D.-S. Lee, C.N. Leung and Y.J. Ng, *Chiral symmetry breaking in a uniform external magnetic field*, *Phys. Rev. D* **55** (1997) 6504.
- [29] S.S. Avancini, D.P. Menezes, M.B. Pinto and C.m.c. Providência, *Qcd critical end point under strong magnetic fields*, *Phys. Rev. D* **85** (2012) 091901.
- [30] G. Endrődi, Z. Fodor, S.D. Katz, Szabó and K. K., *The qcd phase diagram at nonzero quark density*, *Journal of High Energy Physics* **2011** (2011) 1.
- [31] X. Wang and I. Shovkovy, *Polarization tensor of magnetized quark-gluon plasma at nonzero baryon density*, *Eur. Phys. J. C* **81** (2021) 901.
- [32] B. McInnes, *A rotation/magnetism analogy for the quark-gluon plasma*, *Nuclear Physics B* **911** (2016) 173.
- [33] Y.A. Simonov, *The Fundamental Scale of QCD*, *Phys. Atom. Nucl.* **84** (2021) 1195 [2103.08223].

- [34] J. Dey, A. Bandyopadhyay, A. Gupta, N. Pujari and S. Ghosh, *Electrical conductivity of strongly magnetized dense quark matter - possibility of quantum Hall effect*, *Nucl. Phys. A* **1034** (2023) 122654.
- [35] A. Dash and A.K. Panda, *Charged participants and their electromagnetic fields in an expanding fluid*, *Physics Letters B* **848** (2024) 138342.
- [36] H.J. Goldsmid et al., *Introduction to thermoelectricity*, vol. 121, Springer <https://doi.org/10.1007/978-3-662-49256-7>.
- [37] A. Das and H. Mishra, *Thermoelectric transport coefficients of hot and dense qcd matter*, *The European Physical Journal Special Topics* **230** (2021) 607.
- [38] D. Dey and B.K. Patra, *Seebeck effect in a thermal qcd medium in the presence of strong magnetic field*, *Phys. Rev. D* **102** (2020) 096011.
- [39] A. Das, H. Mishra and R.K. Mohapatra, *Magneto-seebeck coefficient and nernst coefficient of a hot and dense hadron gas*, *Phys. Rev. D* **102** (2020) 014030.
- [40] J.R. Bhatt, A. Das and H. Mishra, *Thermoelectric effect and seebeck coefficient for hot and dense hadronic matter*, *Phys. Rev. D* **99** (2019) 014015.
- [41] K. Singh, J. Dey and R. Sahoo, *Thermal conductivity of evolving quark-gluon plasma in the presence of a time-varying magnetic field*, *Phys. Rev. D* **109** (2024) 014018.
- [42] D.H. Rischke, Y. Pursun and J.A. Maruhn, *Relativistic hydrodynamics for heavy ion collisions. 2. Compression of nuclear matter and the phase transition to the quark - gluon plasma*, *Nucl. Phys. A* **595** (1995) 383 [[nucl-th/9504021](#)].
- [43] K. Okamoto, Y. Akamatsu and C. Nonaka, *A new relativistic hydrodynamics code for high-energy heavy-ion collisions*, *The European Physical Journal C* **76** (2016) 579.
- [44] J.D. Bjorken, *Highly relativistic nucleus-nucleus collisions: The central rapidity region*, *Phys. Rev. D* **27** (1983) 140.
- [45] S.S. Gubser, *Symmetry constraints on generalizations of bjorken flow*, *Phys. Rev. D* **82** (2010) 085027.
- [46] S. Mitra, *Relativistic hydrodynamics with momentum-dependent relaxation time*, *Phys. Rev. C* **103** (2021) 014905.
- [47] P. Romatschke and U. Romatschke, *Viscosity information from relativistic nuclear collisions: How perfect is the fluid observed at rhic?*, *Phys. Rev. Lett.* **99** (2007) 172301.
- [48] V. Roy, S. Pu, L. Rezzolla and D. Rischke, *Analytic bjorken flow in one-dimensional relativistic magnetohydrodynamics*, *Physics Letters B* **750** (2015) 45.
- [49] A.K. Panda, A. Dash, R. Biswas and V. Roy, *Relativistic non-resistive viscous magnetohydrodynamics from the kinetic theory: a relaxation time approach*, *Journal of High Energy Physics* **2021** (2021) 216.
- [50] D. Satow, *Nonlinear electromagnetic response in quark-gluon plasma*, *Phys. Rev. D* **90** (2014) 034018 [[1406.7032](#)].
- [51] A. Abhishek, A. Das, D. Kumar and H. Mishra, *Thermoelectric transport coefficients of quark matter*, *Eur. Phys. J. C* **82** (2022) 71 [[2007.14757](#)].
- [52] M. Kurian, *Thermoelectric behavior of hot collisional and magnetized QCD medium from an effective kinetic theory*, *Phys. Rev. D* **103** (2021) 054024 [[2102.00435](#)].

- [53] K.K. Gowthama, M. Kurian and V. Chandra, *Electromagnetic response of hot qcd medium in the presence of background time-varying fields*, *Phys. Rev. D* **104** (2021) 094037.
- [54] M.I. Gorenstein and S.-N. Yang, *Gluon plasma with a medium dependent dispersion relation*, *Phys. Rev. D* **52** (1995) 5206.
- [55] P.K. Srivastava, S.K. Tiwari and C.P. Singh, *QCD Critical Point in a Quasiparticle Model*, *Phys. Rev. D* **82** (2010) 014023.
- [56] V.M. Bannur, *Comments on quasiparticle models of quark-gluon plasma*, *Phys. Lett. B* **647** (2007) 271.
- [57] A. Peshier, B. Kampfer, O.P. Pavlenko and G. Soff, *A Massive quasiparticle model of the SU(3) gluon plasma*, *Phys. Rev. D* **54** (1996) 2399.
- [58] A. Peshier, B. Kampfer and G. Soff, *The Equation of state of deconfined matter at finite chemical potential in a quasiparticle description*, *Phys. Rev. C* **61** (2000) 045203.
- [59] A. Hosoya and K. Kajantie, *Transport Coefficients of QCD Matter*, *Nucl. Phys. B* **250** (1985) 666.
- [60] M. Hongo, Y. Hirono and T. Hirano, *Anomalous-hydrodynamic analysis of charge-dependent elliptic flow in heavy-ion collisions*, *Phys. Lett. B* **775** (2017) 266.
- [61] J. Dey, S. Samanta, S. Ghosh and S. Satapathy, *Quantum expression for the electrical conductivity of massless quark matter and of the hadron resonance gas in the presence of a magnetic field*, *Phys. Rev. C* **106** (2022) 044914.
- [62] K. Fukushima, D.E. Kharzeev and H.J. Warringa, *Chiral magnetic effect*, *Phys. Rev. D* **78** (2008) 074033.
- [63] V.P. Gusynin and I.A. Shovkovy, *Chiral symmetry breaking in qed in a magnetic field at finite temperature*, *Phys. Rev. D* **56** (1997) 5251.
- [64] K. Tuchin, *Particle production in strong electromagnetic fields in relativistic heavy-ion collisions*, *Advances in High Energy Physics* **2013** (2013) 490495.