

WG5 summary: Direct CP violation (DCPV)
including ϕ_3/γ from $B \rightarrow DK$, DCPV effects,
branching fractions and polarisation in charmless
 $B_{(s)}$ decays

Melissa Cruz Torres¹, Tobias Huber², Minakshi Nayak³, and
Gilberto Tetlalmatzi-Xolocotzi²

¹Universidad Nacional Autónoma de Honduras: Tegucigalpa,
Francisco Morazán, Honduras

²Theoretische Physik 1, Center for Particle Physics Siegen
(CPPS), Universität Siegen, Walter-Flex-Strasse 3, D-57068
Siegen, Germany.

³Center for High Energy Physics, Indian Institute of Science, CV
Raman Rd, Bengaluru, 560012, India

June 5, 2024

Abstract

In this contribution a summary of the activities of Working Group 5 (WG5) presented during the 12th International Workshop on the CKM Unitarity Triangle (CKM2023) is reported. This includes new results on ϕ_3/γ measurements using $B \rightarrow DK$ decays, search for CP violation using charmless B decays and b -Baryon decays, measurement of branching ratios in hadronic B to charm decays, and theory of three-body nonleptonic B decays.

1 Introduction

Non-leptonic B meson decays are of capital importance in testing our understanding of the Standard Model (SM) and beyond. To begin with, there is currently a plethora of experimental data from multiple sources including B factories, the Tevatron and the LHC. Moreover, they are ideally suited to probe for CP violation. Indeed, in the SM, nonleptonic B meson processes give us sensitivity to the CKM weak phase at tree level in channels such as $B^- \rightarrow \bar{D}^0(D^0)K^-$. This is particularly advantageous over for instance, semileptonic processes such as $B \rightarrow K^{(*)}\ell\ell$ [1–4] where the $b \rightarrow s$ asymmetries are doubly Cabibbo suppressed, or even with respect of leptonic decays $B \rightarrow \ell^+\ell^-$ where the sensitivity towards CP violation arises from neutral $B_{d,s}$ meson mixing and is therefore also expected to be tiny in the SM [5–7].

One of the issues in nonleptonic processes are the large uncertainties on the theory side which affect the decay amplitudes beyond leading order in the Λ_{QCD}/m_b expansion and which appear for instance in annihilation topologies. Nevertheless, different approaches can be pursued in this direction, including the identification of channels where annihilation is absent [8], using data to obtain bounds for the power corrections [9] and constructing observables with low sensitivity to them [10–12].

In these proceedings, we summarise the recent studies of direct CP violation in hadronic B decays and measurement of branching ratios in hadronic B to charm decays as presented at the CKM conference 2023. The results on direct CP violation are divided into three categories: measurements of CP violating parameter ϕ_3/γ from the $B \rightarrow DK$ decays; studies of direct CP violation in charmless decays; searches for CP violation in b-baryons. We also discuss the current status of B meson three body decays within the framework of QCD factorization for Heavy-Light-Light and in the situation where there are three light mesons in the final states.

2 ϕ_3/γ measurements

The angle ϕ_3 , also know as γ , which is expressed in terms of CKM matrix elements as $\arg(-V_{ud}V_{ub}^*/V_{cd}V_{cb}^*)$ is the only CKM angle accessible through tree level decays via interference between favoured $b \rightarrow c$ and suppressed $b \rightarrow u$ decay amplitudes. The ideal tree decays to measure γ is $B \rightarrow DK$ which has clean background, large branching fraction. Since no B -mixing nor penguin amplitudes are involved, and the tree level nature of the amplitudes involved in $B \rightarrow DK$ decays allows the theoretical clean extraction of γ . Here D represents a general superposition of D^0 and \bar{D}^0 states.

Extraction of γ involves measurement of $B^- \rightarrow \bar{D}^0K^-$ and $B^- \rightarrow D^0K^-$ amplitudes, where the former one is both CKM and colour suppressed. The ratio

of the suppressed to favoured amplitudes is written as:

$$\frac{\mathcal{A}(B^- \rightarrow \bar{D}^0 K^-)}{\mathcal{A}(B^- \rightarrow D^0 K^-)} = r_B e^{i(\delta_B - \gamma)}, \quad (2.1)$$

where $r_B \approx 0.1$ is the ratio of magnitudes and δ_B is the strong-phase difference. Since the hadronic parameters r_B and δ_B can be determined from data together with ϕ_3 makes these measurements are essentially free of theoretical uncertainties [13].

Several methods using different D final states accessible to both D^0 and \bar{D}^0 are utilized to extract γ : GLW method [14] which uses D decay to CP -eigenstate, such as K^+K^- , $\pi^+\pi^-$, $K_S^0\pi^0$; ADS method [15] which uses flavor state such as $D \rightarrow K^\pm\pi^\mp$; BPGGSZ method [16–18] which uses self-conjugate multibody state of D such as $K_S^0\pi^-\pi^+$. Other possibilities include the decays of neutral B mesons [19, 20], multibody B decays [21–24] and D^* or D^{**} decays [25, 26]. The best sensitivity is achieved by combining the various methods and decay modes as each of them has a different sensitivity to γ depending on the CP -conserving parameters entering the decay amplitudes. The current world-average value of γ from the direct measurements using tree-level decays is $(65.9_{-3.5}^{+3.3})^\circ$ [27], whereas indirect determination of γ from measurement of α and β is $(66.29_{-1.86}^{+0.72})^\circ$ [28]. Hence, improvement in the direct measurement is necessary to constrain any possible new physics contributions.

It can be shown that in case of GLW method, the decay rates of B^\pm

$$\Gamma(B^\pm \rightarrow D_{CP}K^\pm) = |1 + r_B e^{-i(\delta_B \pm \gamma)}|^2 = 1 + r_B^2 \pm 2\kappa r_B \cos(\delta_B \pm \gamma), \quad (2.2)$$

where the factor $\kappa = (2F_+ - 1) = 1$ for two-body D decays, but for multi-body D decays, one needs charm factory input to determine the CP even content F_+ .

In case of the ADS method which includes non- CP eigenstates of D decays, a factor relating D^0 and \bar{D}^0 to a common final state, $r_D e^{i\delta_D}$ is included. In the charm meson decay only a CP -conserving phase is needed as CP -violating effects are neglected. Hence, the decay rates of B is expressed as

$$\Gamma(B \rightarrow D_{\text{flav}}K) = |r_D e^{i\delta_D} + r_B e^{-i(\delta_B \pm \gamma)}|^2 = r_D^2 + r_B^2 \pm 2R_f r_D r_B \cos(\delta_B - \delta_D \pm \gamma), \quad (2.3)$$

where the coherence factor $R_f = 1$ for two-body D decays. Multi-body decays need input from charm factory to determine the coherence factor R_f .

2.1 Inputs for γ measurements from BESIII

Improving the precision of γ measurement at LHCb/Belle II requires the external information on the hadronic parameters of D meson decays that is produced from the B decay. BESIII data from entangled $\psi(3770) \rightarrow D\bar{D}$ decays, provide a unique access to these strong parameters. The updated measurement of the parameter $\delta_D^{K\pi}$ for $D \rightarrow K\pi$ using the current dataset of 2.9 fb^{-1} at BESIII is

reported [29]. This is the most precise measurement of $\delta_D^{K\pi}$ in quantum correlated $D\bar{D}$ decays. Measurement of $R_{K3\pi}$, $\delta_D^{K3\pi}$ for $D \rightarrow K^-\pi^+\pi^-\pi^+$ and $R_{K\pi\pi^0}$, $\delta_D^{K\pi\pi^0}$ for $D \rightarrow K^-\pi^+\pi^0$ from BESIII are also presented [30]. BESIII also reported measurements of CP -even fraction of $D \rightarrow \pi^+\pi^-\pi^+\pi^-$, $D \rightarrow K^+K^-\pi^+\pi^-$, $D \rightarrow K_S\pi^-\pi^+\pi^0$ decays [31–33]. These measurements are used as external inputs for γ measurements at LHCb discussed below.

2.2 New results of γ measurement in ADS and GLW-like decays at LHCb

The current average value of γ from LHCb Collaboration is $(63.8_{-3.7}^{+3.5})^\circ$ [34] which is the most precise determination from a single experiment. In this conference, LHCb reported new results using $B^0 \rightarrow DK^*(892)^0$ [35]. Despite the smaller branching fraction of $B^0 \rightarrow DK^*(892)^0$ decays, a competitive precision on γ can be achieved due to the larger interference effects in these decays compared to the B^+ decays [22]. The analysis reconstructs $K^*(892)^0 \rightarrow K^+\pi^-$ and $D \rightarrow K\pi(\pi\pi)$, $\pi\pi(\pi\pi)$, KK final states using proton-proton data collected by the LHCb experiment corresponding to an integrated luminosity of 9 fb^{-1} . The CP violating observables such as ratios of branching fractions and charge asymmetries measured for the GLW modes $D \rightarrow KK$, $\pi\pi\pi\pi$ and for the ADS modes $D \rightarrow \pi K$, $\pi K\pi\pi$ are

$$A_{CP}^{KK} = -0.047 \pm 0.063 \pm 0.015, \quad (2.4)$$

$$R_{CP}^{KK} = 0.817 \pm 0.057 \pm 0.017, \quad (2.5)$$

$$R_{CP}^{4\pi} = 0.882 \pm 0.086 \pm 0.033, \quad (2.6)$$

$$A_{CP}^{4\pi} = 0.014 \pm 0.087 \pm 0.016, \quad (2.7)$$

$$R_{\pi K}^+ = 0.069 \pm 0.013 \pm 0.005, \quad (2.8)$$

$$R_{\pi K}^- = 0.093 \pm 0.013 \pm 0.005, \quad (2.9)$$

$$R_{\pi K\pi\pi}^+ = 0.060 \pm 0.014 \pm 0.005, \quad (2.10)$$

$$R_{\pi K\pi\pi}^- = 0.038 \pm 0.014 \pm 0.005, \quad (2.11)$$

where the uncertainties are statistical and systematic, respectively. These observables along with some additional inputs from other charm experiments are used to set constraints on the parameter space of γ and the hadronic parameters $r_{B_0}^{DK^*}$ and $\delta_{B_0}^{DK^*}$. Out of four solutions of γ , the preferred solution is $\gamma = (172 \pm 6)^\circ$, and the second preferred solution of $\gamma = (62 \pm 8)^\circ$ is most consistent with world-average of direct measurements. The result of $B^0 \rightarrow D[K_S^0 h^+ h^-] K^{*0}$ [36] break the degeneracy of these two solutions, indicating a strong preference for the second solution which is consistent with the world-average. γ using fully and partially reconstructed $B^\pm \rightarrow D^* K^\pm$ with $D \rightarrow K_S^0 h^+ h^-$ was also measured by LHCb. Using fully reconstructed B^\pm , the measured value of γ is $(69_{-14}^{+13})^\circ$. The value from partially reconstructed B^\pm is $\gamma = (92_{-17}^{+21})^\circ$, where the uncertainty is statistically dominated, and the result is consistent with expectations. Confidence

level contours from the fitted results of the B^0 -related CP -violating observables projected to the γ axis, and $\gamma - r_{B^0}^{DK^*0}$ plane are shown in Fig. 1.

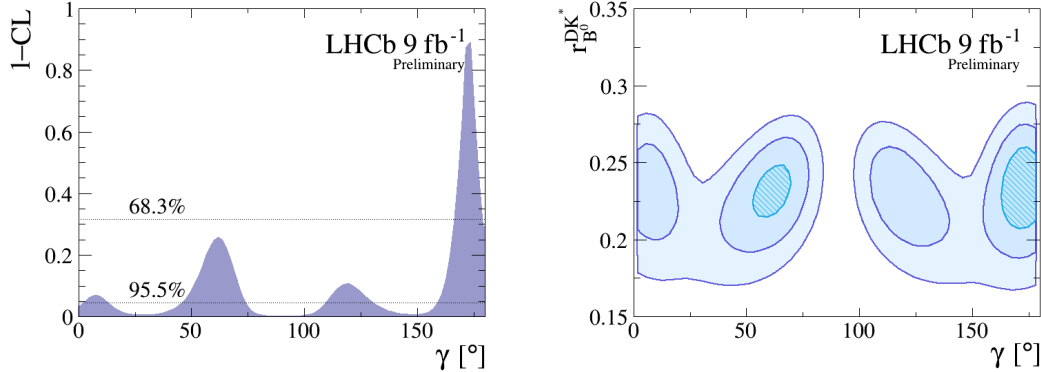


Figure 1: Confidence level contours from the fitted results of the B^0 -related CP -violating observables projected to the γ axis (left), and to the $\gamma - r_{B^0}^{DK^*}$ plane (right).

Current LHCb average value of $\gamma = (63.8_{-3.7}^{+3.5})^\circ$, has a contribution from systematic uncertainties approximately 1.4° [34]. By the end of Run4, sub-degree level precision on γ is expected [37] through direct measurements. But the current level of systematic uncertainty will limit the precision measurements in future. So the total systematic uncertainty must be very well examined and needs to be reduced in order to achieve the sub-degree precision. Systematic uncertainties from different B decays, and from LHCb vs B factories are largely uncorrelated, except the strong correlation due to shared inputs of D strong phase inputs. BESIII will have seven times more data to provide precision measurements of strong phase inputs in order to achieve this sub-degree precision of γ .

2.3 New results of ϕ_3 at Belle/Belle II

Belle and Belle II collaborations using 711 fb^{-1} of Belle data and 128 fb^{-1} of Belle II data reported the CKM angle ϕ_3 using $B \rightarrow D[K_S^0 h^+ h^-] h^-$ [38]. The measured value of ϕ_3 is $(78.4 \pm 11.4 \pm 0.5 \pm 1.0)^\circ$ compared to the previous measurement of $\phi_3 = (77.3_{-14.9}^{+15.1} \pm 4.1 \pm 4.3)^\circ$ [39] by Belle using 711 fb^{-1} of data. Here the first uncertainty is statistical, the second is the experimental systematic uncertainty and the third is from the uncertainties on external measurements of the D -decay strong-phase parameters. The improved statistical precision is due to improved K_S^0 selection, analysis strategy and background suppression compared to the previous one. The improved experimental systematic is primarily due to the improved background suppression and the use of the $B^+ \rightarrow D\pi^+$ sample to determine the acceptance. And the uncertainty related to D -decay strong-phase inputs has also decreased because of the new measurements reported by the BESIII collaboration [40, 41].

Recently, they also reported GLW study for the decays $B \rightarrow D[KK, K_S^0\pi^0]K$ using 711 fb^{-1} of Belle data and 189 fb^{-1} of Belle II data [42]. The CP asymmetries and the ratios of branching fractions measured for the above modes are

$$A_{CP+} = (+12.5 \pm 5.8 \pm 1.4)\%, \quad (2.12)$$

$$A_{CP-} = (-16.7 \pm 5.7 \pm 0.6)\%, \quad (2.13)$$

$$R_{CP+} = 1.164 \pm 0.081 \pm 0.036, \quad (2.14)$$

$$R_{CP-} = 1.151 \pm 0.074 \pm 0.019. \quad (2.15)$$

Belle and Belle II Collaborations also made GLS study for $B^\pm \rightarrow D[K_S^0 K^\pm \pi^\mp]K^\pm$ and $B^\pm \rightarrow D[K_S^0 K^\pm \pi^\mp]\pi^\pm$ using 711 fb^{-1} of Belle data and 362 fb^{-1} of Belle II data [43]. The decays are categorised as same-sign (SS) or opposite-sign (OS) according to the charge of the K^\pm produced by the D meson relative to the charge of the B^\pm meson. Asymmetries and branching-fraction ratios obtained are

$$A_{SS}^{DK} = -0.089 \pm 0.091 \pm 0.011, \quad (2.16)$$

$$A_{OS}^{DK} = 0.109 \pm 0.133 \pm 0.013, \quad (2.17)$$

$$A_{SS}^{D\pi} = 0.018 \pm 0.026 \pm 0.009, \quad (2.18)$$

$$A_{OS}^{D\pi} = -0.028 \pm 0.031 \pm 0.009, \quad (2.19)$$

$$R_{SS}^{DK/D\pi} = 0.122 \pm 0.012 \pm 0.004, \quad (2.20)$$

$$R_{OS}^{DK/D\pi} = 0.093 \pm 0.013 \pm 0.003, \quad (2.21)$$

$$R_{SS/OS}^{D\pi} = 1.428 \pm 0.057 \pm 0.002. \quad (2.22)$$

In summary, both the collaborations recently reported a first combined determination of ϕ_3 by combining existing Belle and Belle II measurements which includes inputs from four different methods (BPGGSZ, ADS, GLW, GLS) with 17 different $B^\pm \rightarrow D^{(*)}h^\pm$ final states and auxiliary D decay informations from other experiments such as BESIII, CLEO, LHCb. The first Belle + Belle II combination for ϕ_3 is $(78.6_{-7.3}^{+7.2})^\circ$ [44], consistent with world average value within 2σ [27]. 1-CL distribution as function of ϕ_3 is shown in Fig. 2.

3 Direct CP Violation measurement in charmless b-hadrons

3.1 Theory of three-body non-leptonic B decays

Non-leptonic three-body decays of B mesons can provide valuable information on CP violation, the structure of QCD in processes involving heavy quarks, as well as potential New Physics effects in the quark sector. On the theory side these processes have been investigated following different paths, including flavour symmetries [45, 46], pQCD [47] as well as model dependent approaches [48, 49]. Here we focus on the theory developments within the context of QCD factorization

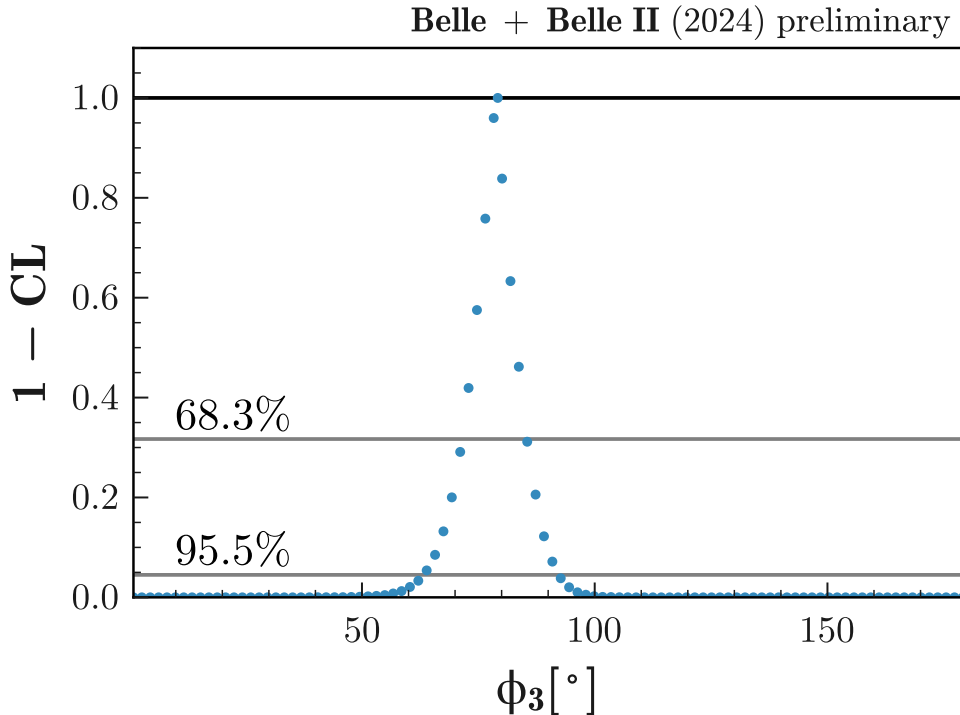


Figure 2: One dimensional 1-CL scan showing the result of the ϕ_3 combination.

(QCDF) [50–53]. At leading power in Λ_{QCD}/m_b the formalism of QCDF allows us to decompose the corresponding amplitudes in terms of local form factors, (di)meson light-cone distribution amplitudes (LCDAs) and hard kernels which are process-dependent but perturbatively calculable. The study of three-body decays in QCDF is relatively new and has been put forward in [54–58]. Since for three-body final states the phase space is two-dimensional, the precise form of the factorization of the amplitudes depends on the region of phase space under consideration. In particular in the edges of the phase space, where one daughter-particle recoils against the other two and which therefore includes the resonant region where quasi-two-body decays such as $B \rightarrow \pi K^*$ and $B \rightarrow D\rho$ occur, the situation is similar to the one for two-body final states. Actually, if we consider the decay process $B \rightarrow MM_1M_2$, the treatment of the region where the invariant mass of the M_1M_2 -pair is small is similar to the one given by two-body processes. The key differences stem from the form factors and the dimeson LCDAs.

3.1.1 Heavy-light-light final states

The simplest situation corresponds to the processes $B \rightarrow DM_1M_2$, where the D meson picks up the spectator quark of the initial B meson and the combined system (M_1M_2), integrated by two light mesons M_1 and M_2 , has a small invariant

mass. More concretely, we can develop a factorization formula for the decays

$$\bar{B}^0 \rightarrow D^+ M^- \pi^0 \quad (3.1)$$

for ($M = K, \pi$) in the phase space region where the $M^- \pi^0$ system recoils against the heavy D meson. To perform the kinematic description we label the momenta of the B^0 , D^+ , M^- and the π^0 mesons as p , q , k_1 and k_2 respectively. Then the phase space can be described in terms of two variables, the invariant mass of the system ($M\pi$) which is given by $k^2 = (k_1 + k_2)^2$ and the angle θ_π between the three momentum \vec{k}_2 and \vec{p} in the ($M\pi$) rest frame, where $\vec{k} = 0$ holds.

The decay amplitudes can be computed as

$$\mathcal{A}(\bar{B}^0 \rightarrow D^+ L^-) = \frac{4G_F}{\sqrt{2}} V_{ux}^* V_{cb} \left[C_1 \langle Q_1 \rangle + C_2 \langle Q_2 \rangle \right], \quad (3.2)$$

for $x = d, s$, $L^- = \pi^- \pi^0$, $K^- \pi^0$ and $\langle Q_i \rangle \equiv \langle D^+ L^- | Q_i | \bar{B}^0 \rangle$. Q_1 and Q_2 are the current-current operators from the effective weak Hamiltonian and $C_{1,2}$ the corresponding Wilson coefficients. The factorization formula at leading power in Λ_{QCD}/m_b then reads

$$\mathcal{A}(\bar{B} \rightarrow D^+ L^-) = \frac{4G_F}{\sqrt{2}} V_{ux}^* V_{cb} k^- F_n^{B \rightarrow D} \int_0^1 du [C_1 T_1(u) + C_2 T_2(u)] \phi_L(u, k), \quad (3.3)$$

where $k^- = (m_B^2 - m_D^2 + k^2 + \sqrt{\lambda_{BD}(k^2)})/(2m_B)$ and $\lambda_{ij}(k^2) = (m_i^2 - m_j^2)^2 + k^4 - 2(m_i^2 + m_j^2)k^2$ is the Källén function for the BD pair. Moreover, we identify

$$a_1(D^+ L^-) = \int_0^1 du [C_1 T_1(u) + C_2 T_2(u)] \phi_L(u, k). \quad (3.4)$$

The functions T_i in Eq. (3.4) are the corresponding hard scattering kernels. They are identical to the ones for two-body processes [57] and known to two loops in QCD [59]. Moreover ϕ_L are the dimeson LCDAs [60]. These latter objects are hardly constrained at all at the moment. They are non-local, non-perturbative objects with well-defined normalization and local limits in terms of time-like form factors [57, 60].

The dimeson LCDA enjoys several expansions, the first one being in the eigenfunctions of their one-loop evolution kernel, $6u\bar{u} C_n^{3/2}(u - \bar{u})$, where $C_n^{3/2}$ are the Gegenbauer polynomials,

$$\phi_L(u, k) = 6u\bar{u} \sum_{n=0}^{\infty} \alpha_n^L(k^2, \theta_\pi) C_n^{3/2}(u - \bar{u}), \quad (3.5)$$

followed by the expansion of the coefficients $\alpha_n^L(k^2, \theta_\pi)$ in partial waves, parameterized by the Legendre polynomials $P_\ell(\cos \theta_\pi)$,

$$\alpha_n^L(k^2, \theta_\pi) = \sum_{\ell=0}^{n+1} B_{n\ell}^L(k^2) P_\ell(\cos \theta_\pi). \quad (3.6)$$

For $L = \pi\pi$, only even values for n and odd values of ℓ contribute.

By convoluting the LCDAs ϕ_L with the hard scattering kernels T_1, T_2 as indicated in Eq. (3.4), ref. [57] determined the following expression for the square of the amplitude $a_1(D^+L^-)$ which shows explicitly the effect of the NLO and NNLO QCD corrections

$$\begin{aligned}
|a_1(D^+L^-)|^2 &= |\alpha_0^L|^2 \left\{ 1.07_{\text{LO}} \right. \\
&\quad + [0.053 - 0.026 \text{Re } \hat{\alpha}_1^L - 0.062 \text{Im } \hat{\alpha}_1^L + 0.0047 \text{Re } \hat{\alpha}_2^L + 0.0034 \text{Im } \hat{\alpha}_2^L]_{\text{NLO}} \\
&\quad \left. + [0.029 - 0.091 \text{Re } \hat{\alpha}_1^L - 0.040 \text{Im } \hat{\alpha}_1^L + 0.0036 \text{Re } \hat{\alpha}_2^L + 0.011 \text{Im } \hat{\alpha}_2^L]_{\text{NNLO}} \right\} \\
&= 1.15 |\alpha_0^L|^2 \left\{ 1 - 0.10 \text{Re } \hat{\alpha}_1^L - 0.09 \text{Im } \hat{\alpha}_1^L + 0.007 \text{Re } \hat{\alpha}_2^L + 0.014 \text{Im } \hat{\alpha}_2^L \right\},
\end{aligned} \tag{3.7}$$

where $\hat{\alpha}_i^L \equiv \alpha_i^L/\alpha_0^L$. We can see that the corrections proportional to $\hat{\alpha}_1^L$ are of order 10% with respect to those associated with $\hat{\alpha}_0^L$. Correspondingly, those related to $\hat{\alpha}_2^L$ lead to corrections of order 1% in comparison. In addition, the NNLO effects are non-negligible, this effect is particularly noticeable for $\text{Re } \hat{\alpha}_1^L$ which is dominated by the NNLO corrections. This is most relevant for $L = K\pi$ for which $\hat{\alpha}_1^{K\pi} \neq 0$.

The coefficients $B_{nl}^L(k^2)$ can be extracted from data or can be modelled. For instance consider the following model that considers a sum over resonances [61]

$$B_{n0}^{M\pi}(s) = \sum_{R_0} \frac{m_{R_0} f_{R_0} g_{R_0 M\pi} e^{i\varphi_{R_0}}}{\sqrt{2}[m_{R_0}^2 - s - i\sqrt{s}\Gamma_{R_0}(s)]} \alpha_n^{R_0}, \tag{3.8}$$

$$B_{n1}^{M\pi}(s) = \frac{\sqrt{\lambda_{M\pi}(s)}}{s} \sum_R \frac{m_R f_R g_{RM\pi} e^{i\varphi_R}}{\sqrt{2}[m_R^2 - s - i\sqrt{s}\Gamma_R(s)]} \alpha_n^R, \tag{3.9}$$

which satisfies the narrow-width limit in the case of stable vector resonances such as the ρ or the K^* mesons. To investigate the corrections to the narrow width limit consider the decay rate integrated around a resonance

$$\Gamma_{[R]} \equiv \int_{(m_R-\delta)^2}^{(m_R+\delta)^2} ds \frac{d\Gamma(\bar{B} \rightarrow D^+ M^- \pi^0)}{ds} = \sum_{\ell} \Gamma_{[R]}^{(\ell)}, \tag{3.10}$$

where δ is the bin size and is taken large enough to capture the bulk of the contributions from the resonance R . In the narrow width limit we get $\Gamma_{[R],\text{NWL}}^{(\ell)} = \Gamma(\bar{B} \rightarrow D^+ R^-) \mathcal{B}(R \rightarrow M\pi)$. To evaluate the effects of the finite width and bin sizes as well as corrections to the narrow width limit we define the function

$$\mathcal{W}_R^{(\ell)} = \frac{\Gamma_{[R]}^{(\ell)}}{\Gamma_{[R],\text{NWL}}^{(\ell)}}, \tag{3.11}$$

whose behaviour for the ρ model used in [57], which is largely based on Eq. (3.9), is shown in Fig. 3 and contrasted against the one mentioned in [62].

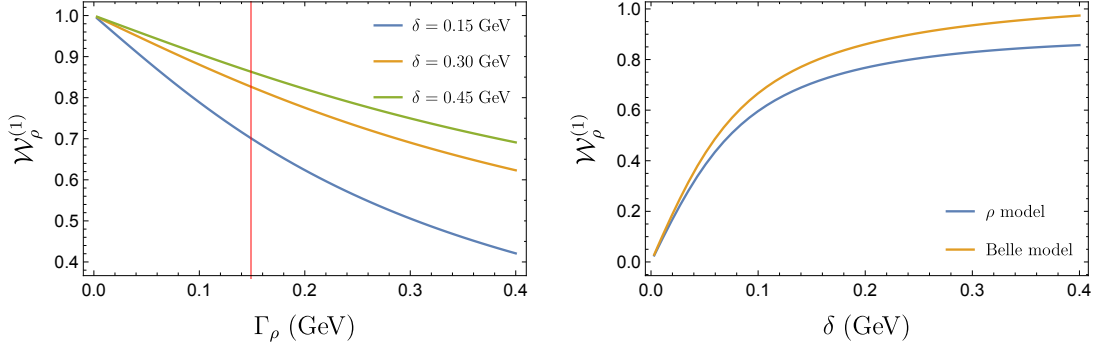


Figure 3: Finite-width and bin-size effects on \mathcal{W}_ρ . Left: Corrections to the narrow-width limit of the ρ model used in [57]. The vertical band displays the physical width $\Gamma_\rho = (149.1 \pm 0.8)$ MeV of the ρ . Right: ρ model as outlined in the text and in [57], and the Belle model [62] as function of the bin size δ .

In order to assess the higher-order QCD effects as well as to have sensitivity to the coefficients $B_{nl}^L(k^2)$ we define the following ratio

$$\mathcal{R}_{MM'}[z_1, z_2; z'_1, z'_2](k^2) \equiv \frac{\int_{z_1}^{z_2} dz \frac{d\Gamma(\bar{B} \rightarrow D^+ M^- \pi^0)}{dk^2 dz}}{\int_{z'_1}^{z'_2} dz \frac{d\Gamma(\bar{B} \rightarrow D^+ M'^- \pi^0)}{dk^2 dz}} = \frac{\int_{z_1}^{z_2} dz |a_1(D^+ M^- \pi^0)|^2}{\int_{z'_1}^{z'_2} dz |a_1(D^+ M'^- \pi^0)|^2}, \quad (3.12)$$

for $z = \cos \theta_\pi$. Using, Eq. (3.12) we find that the forward-backward asymmetry for the $D\pi\pi$ system vanishes,

$$A_{\text{FB}}^{\pi\pi}(k^2) = \mathcal{R}_{\pi\pi}[0, 1; -1, 1](k^2) - \mathcal{R}_{\pi\pi}[-1, 0; -1, 1](k^2) = 0. \quad (3.13)$$

Deviations from this result indicate corrections to the isospin limit.

Assuming P -wave dominance and small $\alpha_2^{\pi\pi}$ it is possible to obtain the following result where the angular dependence factorizes from that on k^2 , higher Gegenbauer moments and the NNLO QCD corrections (the latter two are encoded in the \mathcal{G}_n),

$$\begin{aligned} \mathcal{R}_{\pi\pi}[z_1, z_2, z'_1, z'_2](k^2) &= \frac{I[z_1, z_2, P_1^2]}{I[z'_1, z'_2, P_1^2]} \\ &+ \frac{I[z_1, z_2, P_1 P_3] I[z'_1, z'_2, P_1^2] - I[z'_1, z'_2, P_1 P_3] I[z_1, z_2, P_1^2]}{(I[z'_1, z'_2, P_1^2])^2} \\ &\times \frac{2 \operatorname{Re}(B_{01}^{\pi\pi}(k^2) B_{23}^{\pi\pi*}(k^2) \mathcal{G}_0(\mu_b) \mathcal{G}_2^*(\mu_b)) + 2 \operatorname{Re}(B_{21}^{\pi\pi}(k^2) B_{23}^{\pi\pi*}(k^2)) |\mathcal{G}_2(\mu_b)|^2}{|B_{01}^{\pi\pi}(k^2) \mathcal{G}_0(\mu_b) + B_{21}^{\pi\pi}(k^2) \mathcal{G}_2(\mu_b)|^2}. \end{aligned} \quad (3.14)$$

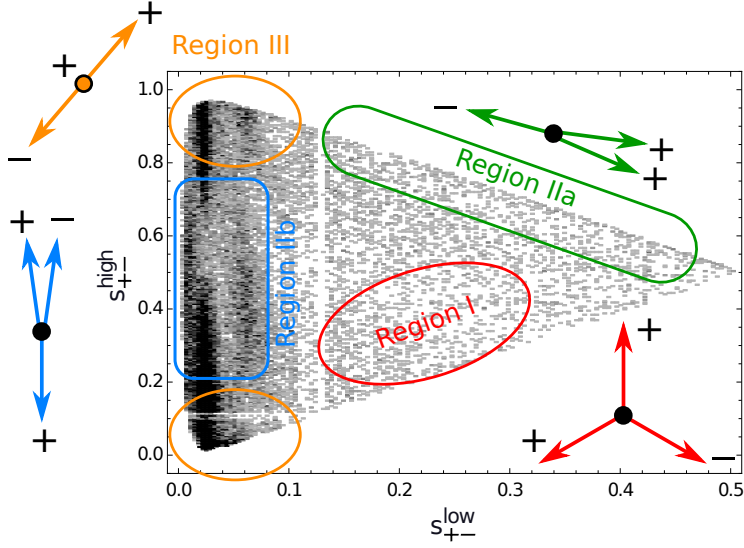


Figure 4: Kinematical regions in the Dalitz plot for the decay $B^+ \rightarrow \pi^+ \pi^- \pi^+$. Graphic courtesy of Javier Virto.

3.1.2 Three light final states

If the three final-state mesons are light then it is convenient to divide the phase space in different regions depending on the invariant masses of the particle pairs in the final state [56]. Three regions can be identified and are shown in Fig. 4. The region I corresponds to the central area of the Dalitz plot where all the invariant masses are approximately the same and equal to $\approx 1/\sqrt{3}m_B$. The region II is characterized by one small invariant mass and two large ones, in this situation two pions are collinear and recoil against the third one. Finally, in the region III, two invariant masses are small and corresponds to the situation where two pions are fast and back to back whereas the third one is soft. The factorization rules for each region are different. For instance, in the region I we have

$$\langle \pi^+ \pi^- \pi^+ | \mathcal{O}_i | B^+ \rangle_{s_{ij} \sim 1/3} = T_i^I \otimes F^{B \rightarrow \pi} \otimes \Phi_\pi \otimes \Phi_\pi + T_i^{II} \otimes \Phi_B \otimes \Phi_\pi \otimes \Phi_\pi \otimes \Phi_\pi. \quad (3.15)$$

This formula is pictorially shown in Fig. 5. It is found that at tree level ($\mathcal{O}(\alpha_s)$) all the convolutions are finite. Although higher orders in QCD have not been calculated yet, the $\mathcal{O}(\alpha_s^2)$ corrections are expected to be of order 10% with respect to the leading color-allowed amplitude [56], similar to $B \rightarrow \pi\pi$ [63].

In the region II, which lies in the edges of the Dalitz plot, the relevant factorization formula is (see Fig. 6)

$$\begin{aligned} \langle \pi^a \pi^b \pi^c | \mathcal{O}_i | B \rangle_{s_{ab} \ll 1} &= T_c^I \otimes F^{B \rightarrow \pi^c} \otimes \Phi_{\pi^a \pi^b} + T_{ab}^I \otimes F^{B \rightarrow \pi^a \pi^b} \otimes \Phi_{\pi^c} \\ &+ T^{II} \otimes \Phi_B \otimes \Phi_{\pi^c} \otimes \Phi_{\pi^a \pi^b}. \end{aligned} \quad (3.16)$$

Here the three-body decays resemble the two-body processes and resonant channels can be produced. In order to describe this region it is necessary to introduce

2π LCDAs [60] as well as $B \rightarrow \pi\pi$ form factors which can be extracted from decays such as $B \rightarrow \pi\pi\ell\nu$ [64].




Figure 5: Factorization formula in the center (region I). Figure from [56].

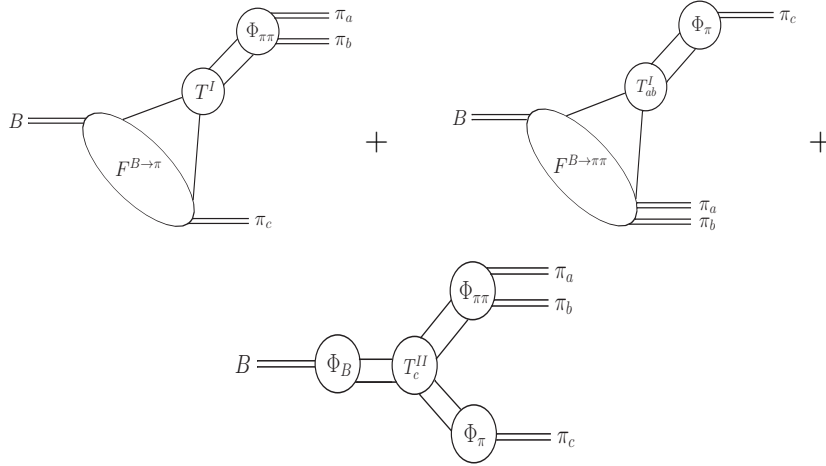


Figure 6: Factorization formula for the edges of the Dalitz plot (region II). Figure from [56].

3.2 Charmless B decays at Belle II

Among the six observables of the UT, the angle ϕ_2 (or α) $\equiv \arg(-V_{td}V_{tb}^*/V_{ud}V_{ub}^*)$, is the least precisely measured, $\phi_2 = (85.2_{-4.3}^{+4.8})^\circ$ [27]. One approach to measure ϕ_2 is to measure the time-dependent decay-rate asymmetry between \bar{B}^0 and B^0 mesons that decay to $\pi^+\pi^-$ final states. The above asymmetry gets contribution from tree-level $b \rightarrow u$ processes but is affected due to the presence of $b \rightarrow d$ penguin contributions. The penguin contributions can be disentangled using the $B \rightarrow \pi\pi$ isospin relations [65]

$$A^{+0} = \frac{1}{\sqrt{2}}A^{+-} + A^{00}, \quad \bar{A}^{-0} = \frac{1}{\sqrt{2}}\bar{A}^{+-} + \bar{A}^{00}. \quad (3.17)$$

Here, A^{ij} and \bar{A}^{ij} are amplitudes for the decays $B \rightarrow \pi^i \pi^j$ and $\bar{B} \rightarrow \pi^i \pi^j$, respectively. Here, B and π indicate charged or neutral bottom-mesons and pions, respectively, while i and j refer to electric charge. The above isospin relations require precise measurements of branching fraction (\mathcal{B}) and time dependent CP asymmetry for the $B^0 \rightarrow \pi^+ \pi^-$ decay, together with measurements of \mathcal{B} and the direct CP asymmetry (\mathcal{A}_{CP}) for $B^+ \rightarrow \pi^+ \pi^0$ and $B^0 \rightarrow \pi^0 \pi^0$ decays. Among the three $B \rightarrow \pi\pi$ decays, the observables for $B^0 \rightarrow \pi^0 \pi^0$ are the least well determined. Belle II is the only experiment to competitively study this channel. The other approach which is the most promising way to determine ϕ_2 is based on the combined analysis of the decays $B^+ \rightarrow \rho^+ \rho^0$, $B^0 \rightarrow \rho^+ \rho^-$, $B^0 \rightarrow \rho^0 \rho^0$ because $\rho\rho$ channel has smaller penguin pollution compared to $B \rightarrow \pi\pi$ [66]. Using efficient reconstruction of low-energy π^0 , improved measurements in $B^+ \rightarrow \rho^+ \rho^0$ and $B^0 \rightarrow \rho^+ \rho^-$ decays are unique to Belle II.

The challenge in analysing these fully hadronic final states lies in the large amount of $e^+ e^- \rightarrow q\bar{q}$ continuum background which is $O(10^6)$ higher than signal. Binary-decision-tree classifier output C are used to discriminate between signal and continuum events using event topology, kinematic, and decay-length information. Signal efficiency is maximized with loose cuts and include the output C in the fit to gain signal-to-background discrimination. The determination of the signal yields is mainly based on the energy difference between the B candidate and the beam energy, $\Delta E = E_B^* - E_{\text{beam}}^*$, and the beam-constrained mass $M_{bc} = \sqrt{E_{\text{beam}}^*/c^2 - (p_B^*/c)^2}$, where E_B^* and p_B^* are the energy and momentum of the B candidate, respectively, and E_{beam}^* is the beam energy. Here $*$ indicates that the quantity is evaluated in the center-of-mass frame.

The Belle II collaboration reports the measurements of $B^0 \rightarrow \pi^+ \pi^-$ and $B^+ \rightarrow \pi^+ \pi^0$ decays using full LS1 data set corresponding to 362 fb^{-1} of integrated luminosity recorded at the $\Upsilon(4S)$ resonance. Signal yields are determined with an extended two-dimensional maximum likelihood fit of the unbinned energy-difference ΔE and transformed continuum suppression classifier (C') distributions. The results are competitive with world's best results. The dominant uncertainty for $\mathcal{B}(B \rightarrow \pi^+ \pi^0)$ comes from the π^0 efficiency. The first measurement of $B^0 \rightarrow \pi^0 \pi^0$ at Belle II using 189 fb^{-1} of data is also reported [67]. This decay is both CKM- and colour-suppressed, and has only photons in the final state, making it experimentally challenging to measure. The result obtained from a fit to M_{bc} , ΔE , and C' , achieves Belle's precision despite using a dataset that is only one third of Belle sample size. This is due to the dedicated photon selection and continuum suppression studies that yield a much higher π^0 efficiency. The measured values of \mathcal{B} and \mathcal{A}_{CP} are reported to be

$$\mathcal{B}(B^0 \rightarrow \pi^+ \pi^-) = (5.83 \pm 0.22 \pm 0.17) \times 10^{-6}, \quad (3.18)$$

$$\mathcal{B}(B^+ \rightarrow \pi^+ \pi^0) = (5.10 \pm 0.29 \pm 0.32) \times 10^{-6}, \quad (3.19)$$

$$\mathcal{A}_{CP}(B^+ \rightarrow \pi^+ \pi^0) = -0.081 \pm 0.54 \pm 0.008, \quad (3.20)$$

$$\mathcal{B}(B^0 \rightarrow \pi^0 \pi^0) = (1.38 \pm 0.27 \pm 0.22) \times 10^{-6}, \quad (3.21)$$

$$\mathcal{A}_{CP}(B^0 \rightarrow \pi^0 \pi^0) = 0.14 \pm 0.46 \pm 0.07. \quad (3.22)$$

Belle II reported measurement of \mathcal{B} , \mathcal{A}_{CP} , and the fraction of longitudinal polarized decays f_L of $B \rightarrow \rho\rho$ decays reconstructed in 189 fb^{-1} of Belle II data. The measurements require a complex angular analysis. Signal yields are determined with likelihood fits of the unbinned distributions of ΔE , C' , the dipion masses, and the helicity angle of the ρ candidates. The preliminary Belle II results of $B^0 \rightarrow \rho^+\rho^-$ and $B^0 \rightarrow \rho^+\rho^0$ decays using 189 fb^{-1} of data [68,69] are on par with the best performances from Belle [70,71] and BaBar [72,73]. Major systematic uncertainty from data-MC mismodelling needs improvement. Results are reported to be

$$\mathcal{B}(B^0 \rightarrow \rho^+\rho^-) = (26.7 \pm 2.8 \pm 2.8) \times 10^{-6}, \quad (3.23)$$

$$f_L(B^0 \rightarrow \rho^+\rho^-) = 0.956 \pm 0.035 \pm 0.033, \quad (3.24)$$

$$\mathcal{B}(B^+ \rightarrow \rho^+\rho^0) = (23.2_{-2.1}^{+2.2} \pm 2.7) \times 10^{-6}, \quad (3.25)$$

$$f_L(B^+ \rightarrow \rho^+\rho^0) = 0.943_{-0.033}^{+0.035} \pm 0.027, \quad (3.26)$$

$$\mathcal{A}_{CP}(B^+ \rightarrow \rho^+\rho^0) = -0.069 \pm 0.068 \pm 0.060. \quad (3.27)$$

The so-called $K\pi$ puzzle is a long-standing anomaly associated with the significant difference between direct CP -violating asymmetries observed in $B^0 \rightarrow K^+\pi^-$ and $B^+ \rightarrow K^+\pi^0$ decays [27]. The asymmetries are expected to be equal at the leading order, as the two decays differ only in the spectator quark. To check whether difference between direct CP -violating asymmetries is due to strong dynamic effects or due to new physics, a more precise test of the isospin-sum rule [74] is suggested where

$$I_{K\pi} = \mathcal{A}_{K^+\pi^-} + \mathcal{A}_{K^0\pi^+} \cdot \frac{\mathcal{B}(K^0\pi^+) \tau_{B^0}}{\mathcal{B}(K^+\pi^-) \tau_{B^+}} - 2\mathcal{A}_{K^+\pi^0} \cdot \frac{\mathcal{B}(K^+\pi^0) \tau_{B^0}}{\mathcal{B}(K^+\pi^-) \tau_{B^+}} - 2\mathcal{A}_{K^0\pi^0} \cdot \frac{\mathcal{B}(K^0\pi^0)}{\mathcal{B}(K^+\pi^-)}. \quad (3.28)$$

SM predicts $I_{K\pi} \simeq 0$ under isospin symmetry and assuming no electroweak penguin (EWP) contributions, with an uncertainty of $O(1\%)$. To precisely test the above sum rule, it is necessary to precisely measure \mathcal{B} and \mathcal{A}_{CP} of B decays to all four final states $K^+\pi^-$, $K^0\pi^+$, $K^+\pi^0$ and $K^0\pi^0$. Belle II has the unique capability of studying jointly and within a consistent experimental environment, all the above final states. Specifically the experiment will be unique in measuring \mathcal{A}_{CP} in $B^0 \rightarrow K^0\pi^0$ decays, the input that limits the precision of the isospin sum rule [75].

Belle II reported measurement of \mathcal{B} , \mathcal{A}_{CP} using 362 fb^{-1} of data. The analyses of the various decays follow a similar strategy, with common selections applied to the final states particles. B candidates are required to satisfy $5.272 < M_{bc} < 5.288 \text{ GeV}/c^2$, $|\Delta E| < 0.3 \text{ GeV}$, and a loose requirement of C that suppresses 90–99% of continuum background. A fit is performed on the $\Delta E-C'$ distribution, where the flavour tagging algorithm [76] is employed to determine the flavour of the B candidate in $B^0 \rightarrow K_S^0\pi^0$ decay due to absence of primary charged particles. The ΔE distributions are shown in Fig. 7.

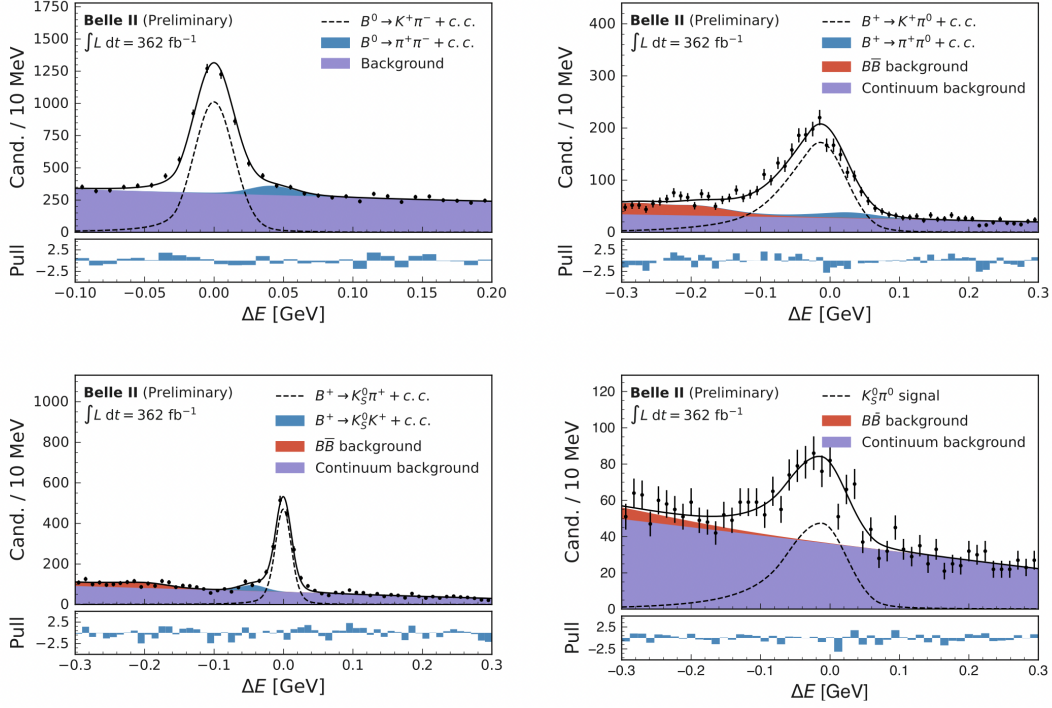


Figure 7: ΔE distributions of $B^0 \rightarrow K^+\pi^-$ (upper left), $B^+ \rightarrow K^+\pi^0$ (upper right), $B^0 \rightarrow K_S^0\pi^+$ (lower left) and $B^0 \rightarrow K_S^0\pi^0$ (lower right) decays.

The measured branching fractions and CP asymmetries, as well as the Belle II isospin sum-rule calculated using these measurements, are summarised below.

$$\mathcal{B}(B^0 \rightarrow K^+\pi^-) = (20.67 \pm 0.37 \pm 0.62) \times 10^{-6}, \quad (3.29)$$

$$\mathcal{A}_{CP}(B^0 \rightarrow K^+\pi^-) = -0.072 \pm 0.019 \pm 0.007, \quad (3.30)$$

$$\mathcal{B}(B^+ \rightarrow K^+\pi^0) = (14.21 \pm 0.38 \pm 0.84) \times 10^{-6}, \quad (3.31)$$

$$\mathcal{A}_{CP}(B^+ \rightarrow K^+\pi^0) = 0.013 \pm 0.027 \pm 0.005 \quad (3.32)$$

$$\mathcal{B}(B^+ \rightarrow K^0\pi^+) = (24.39 \pm 0.71 \pm 0.86) \times 10^{-6}, \quad (3.33)$$

$$\mathcal{A}_{CP}(B^+ \rightarrow K^0\pi^+) = 0.046 \pm 0.029 \pm 0.007 \quad (3.34)$$

$$\mathcal{B}(B^0 \rightarrow K^0\pi^0) = (10.50 \pm 0.62 \pm 0.65) \times 10^{-6}, \quad (3.35)$$

$$\mathcal{A}_{CP}(B^0 \rightarrow K^0\pi^0) = -0.01 \pm 0.12 \pm 0.05, \quad (3.36)$$

$$I_{K\pi} = -0.03 \pm 0.13 \pm 0.05. \quad (3.37)$$

They agree with the world averages and have competitive precisions. In particular, the time-integrated and time-dependent results of $B^0 \rightarrow K_S^0\pi^0$ are combined to achieve the world's best result for \mathcal{A}_{CP} , and consequentially for $I_{K\pi}$ a competitive precision that is limited by the statistical uncertainty.

3.3 Charmless B decays at LHCb

B -hadron decays without charm or charmonium contributions in their final states, are characterized by transitions of the type $b \rightarrow u(s)$ or $b \rightarrow d$. These, denominated as charmless B decays, provide a rich environment for CP violation studies as dominant tree-level and Penguin diagrams contribute in the same order of magnitude. Multi-body decays are dominated by rich resonant structures that can give rise to CP violation signatures localized in regions of the phase space. Their study is particularly interesting as can shed light in the understanding of the B -hadron dynamics and offers the possibility to search for new sources of CP -violation [77]. The role of short- and long-distance contribution to the generation of strong-phase differences needed for direct CP violation to occur can be investigated in three-body B decays.

The LHCb collaboration reports the updated measurements of CP asymmetries in charmless three-body decays of B^\pm mesons using the full Run 2 dataset corresponding to an integrated luminosity 5.9 fb^{-1} collected at the center-of-mass energy of 13 TeV in 2015 to 2018 [78] [79]. Four charmless B decays to three charged pseudoscalar particles are analysed: $B^\pm \rightarrow K^\pm \pi^+ \pi^-$, $B^\pm \rightarrow K^\pm K^+ K^-$, $B^\pm \rightarrow \pi^\pm K^+ K^-$ and $B^\pm \rightarrow \pi^\pm \pi^+ \pi^-$. Given the similar topology shared among the decays modes, common selection strategies are applied based on simulation studies and data-driven techniques. A simultaneous extended maximum-likelihood fit is applied to B^+ and B^- invariant mass distribution in order to extract the signal yields and thus, to calculate raw asymmetries. The latter defined as

$$A_{raw} = \frac{N^- - N^+}{N^- + N^+}, \quad (3.38)$$

where N are the observed signal yields. The probability density function (PDF) used to perform the one-dimensional mass fit is composed by the sum of functions that parameterize signal and backgrounds events. The fit to the invariant mass distribution for the four channels can be seen in Fig. 8.

To extract the physical CP asymmetry, corrections due to experimental effects need to be applied to the A_{raw} . The selection efficiencies and raw asymmetries do not distribute uniformly across the phase space (or Dalitz plot) []. Therefore a two-dimensional efficiency models in the square Dalitz plot variables are constructed separately for B^+ and B^- . The phase-space integrated CP asymmetry, denominated as A_{CP} , is obtained by taking into account the corrections for selection efficiency effects and the production asymmetry A_P . The efficiency-corrected raw asymmetry is denoted as A_{raw}^{corr} , and the production asymmetry for B^\pm is obtained using the control channel $B^\pm \rightarrow J/\psi(\rightarrow \mu^+ \mu^-) K^\pm$. Its reported value is $A_p = -0.0070 \pm 0.0008_{-0.0008}^{+0.0007} \pm 0.0030$, where the first uncertainty is statistical, the second systematic and the last one due to the CP asymmetry of $B^\pm \rightarrow J/\psi K^\pm$ decays [78].

The physical asymmetry due to CP -violation is then expressed as:

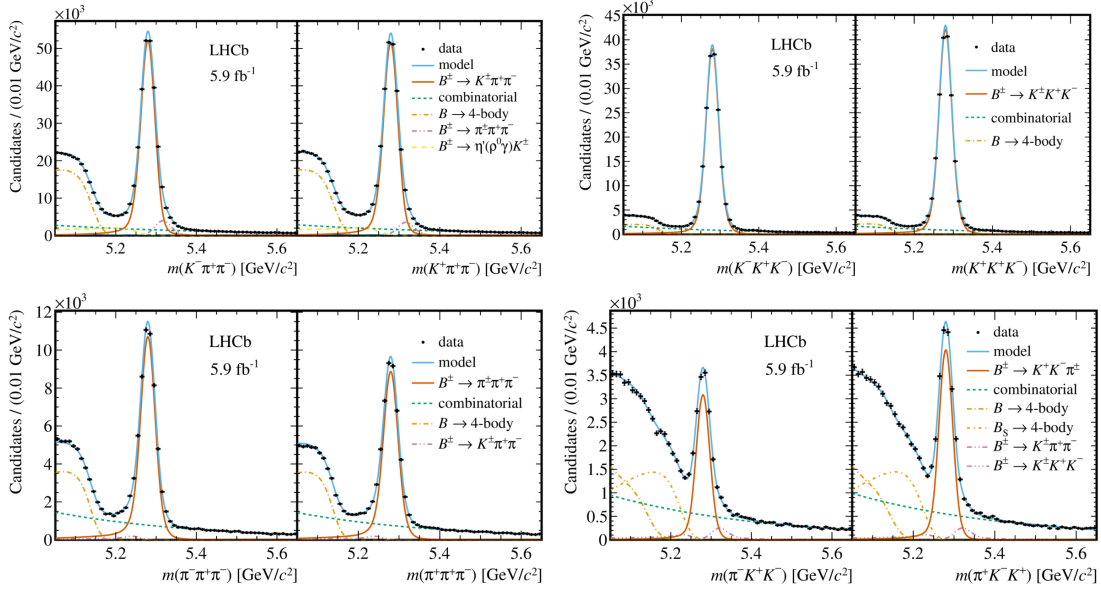


Figure 8: Unbinned maximum likelihood fit to the invariant mass distribution of (a) $B^\pm \rightarrow K^\pm \pi^+ \pi^-$, (b) $B^\pm \rightarrow K^\pm K^+ K^-$, (c) $B^\pm \rightarrow \pi^\pm \pi^+ \pi^-$ and (d) $B^\pm \rightarrow K^\pm K^+ K^-$. In each panel (left) B^- and (right) B^+ candidates.

$$A_{CP} = \frac{A_{raw}^{corr} - A_P}{1 - A_{raw}^{corr} A_P} \quad (3.39)$$

The measured values of the CP asymmetries for the four channels $B^\pm \rightarrow h^\pm h'^+ h'^-$ are reported to be [78]

$$\begin{aligned} A_{CP}(B^\pm \rightarrow K^\pm \pi^+ \pi^-) &= +0.011 \pm 0.002 \pm 0.003 \pm 0.003, \\ A_{CP}(B^\pm \rightarrow K^\pm K^+ K^-) &= -0.037 \pm 0.002 \pm 0.002 \pm 0.003, \\ A_{CP}(B^\pm \rightarrow \pi^\pm \pi^+ \pi^-) &= +0.080 \pm 0.004 \pm 0.003 \pm 0.003, \\ A_{CP}(B^\pm \rightarrow \pi^\pm K^+ K^-) &= -0.114 \pm 0.007 \pm 0.003 \pm 0.003, \end{aligned}$$

where the first uncertainty is statistical, the second systematic and the third is due to the limited knowledge of the CP asymmetry of the $B^\pm \rightarrow J/\psi K^\pm$ control mode [75]. These results show a significant inclusive CP asymmetry for the latter three channels, being the first observations for the last two. For $B^\pm \rightarrow K^\pm \pi^+ \pi^-$ no CP violation is confirmed.

The two-dimensional phase space, the so called Dalitz plot, is expressed as function of the squared invariant masses of two of the three possible particle pairs. Any non-uniformity of event in the phase space reflects directly the dynamics underlying the decay process, moreover the study of the resonant and nonresonant components allows to inspect for CP violation effects. In order to study localized asymmetries, the A_{CP} is constructed in bins of Dalitz plot. A rich pattern was obtained evidencing large localized asymmetries as result of the interference of the resonant intermediate states. Large asymmetries are observed in the $\pi\pi \rightarrow KK$

rescattering region, as observed in the amplitude analyses studies [80, 81] [82]. The asymmetries distribution for the four decays modes are shown in Fig. 9

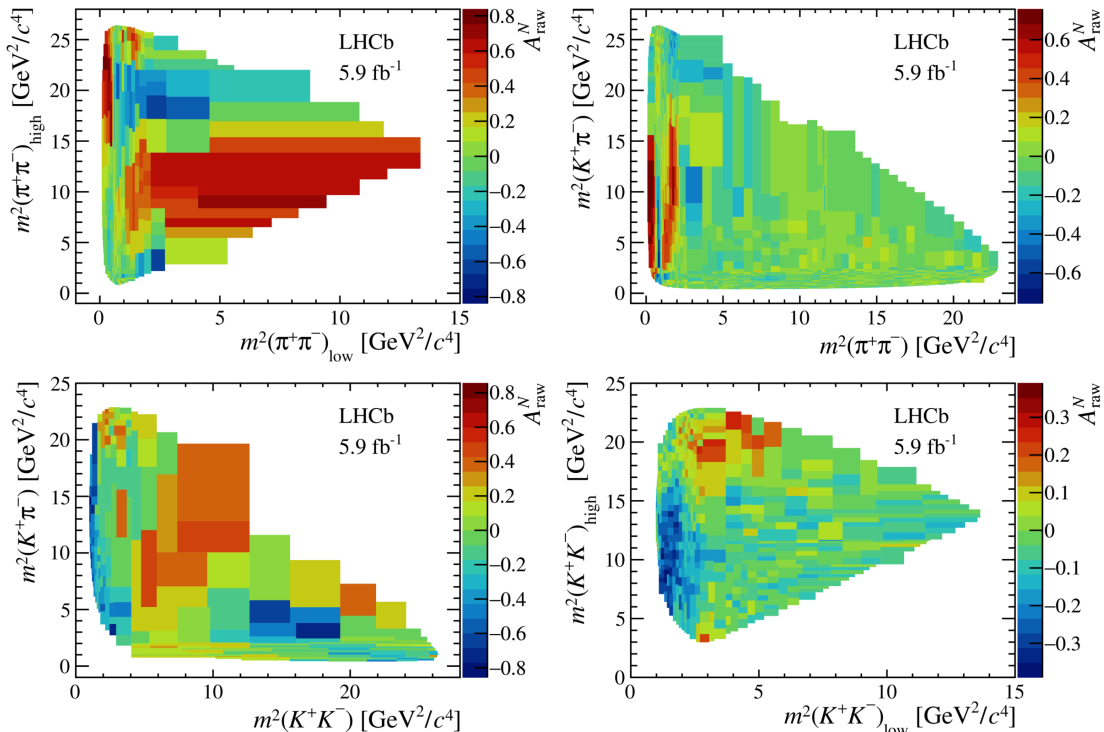


Figure 9: Asymmetries distribution in bins of Dalitz plot. (a) $B^\pm \rightarrow \pi^\pm \pi^+ \pi^-$, (b) $B^\pm \rightarrow K^\pm \pi^+ \pi^-$, (c) $B^\pm \rightarrow \pi^\pm K^+ K^-$ and (d) $B^\pm \rightarrow K^\pm K^+ K^-$.

Specific regions of each $B^\pm \rightarrow h^\pm h'^+ h'^-$ decay mode are chosen to perform the studies. The rescattering region is defined in the Dalitz plot in the mass range $1.1\text{--}2.25 \text{ GeV}^2/c^2$ for the two-kaon for $B^\pm \rightarrow K^\pm K^+ K^-$ and the mass region $1.0\text{--}2.25 \text{ GeV}^2/c^2$, for the other three channels. Most of the rescattering regions present a CP asymmetry values in excess of at least five Gaussian standard deviations. High mass regions are also defined for $B^\pm \rightarrow \pi^\pm \pi^+ \pi^-$ and $B^\pm \rightarrow \pi^\pm K^+ K^-$. The total set of regions studied are summarized in Table 1.

The A_{CP} measurements in each region are shown in Table 2. As an example, the projections of the squared invariant mass $m^2(\pi^+ \pi^-)_{high}$ for $B^\pm \rightarrow \pi^\pm \pi^+ \pi^-$, the sub index high for being a symmetrical channel, in the rescattering region can be seen in Fig. 10. The projection shows that the CP asymmetry is positive in region 1 and negative in region 2.

In the high mass region for $B^\pm \rightarrow \pi^\pm \pi^+ \pi^-$, a large asymmetry is observed, where it can be seen the indication of $\chi_{c0}(1P)$ contribution around $11.6 \text{ GeV}^2/c^4$. This is an interesting result as some reference have predicted CP violation involving this decay [83, 84]. In general, it is observed large CP asymmetries in localized regions of the phase space, with positive and negative CP asymmetries in the same B charged channel. Results of the previous LHCb analysis are con-

Table 1: Definition of the phase-space regions for the $B^\pm \rightarrow h^\pm h' h'^-$ channels in units of GeV^2/c^4 . The $\phi(1020)$ meson is excluded from $B^\pm \rightarrow K^\pm K^+ K^-$.

$B^\pm \rightarrow \pi^\pm \pi^+ \pi^-$			
Region 1	$1 < m^2(\pi^+ \pi^-)_{\text{low}} < 2.25$	and	$3.5 < m^2(\pi^+ \pi^-)_{\text{high}} < 16$
Region 2	$1 < m^2(\pi^+ \pi^-)_{\text{low}} < 2.25$	and	$16 < m^2(\pi^+ \pi^-)_{\text{high}} < 23$
Region 3	$4 < m^2(\pi^+ \pi^-)_{\text{low}} < 15$	and	$4 < m^2(\pi^+ \pi^-)_{\text{high}} < 16$
$B^\pm \rightarrow K^\pm \pi^+ \pi^-$			
Region 1	$1 < m^2(\pi^+ \pi^-) < 2.25$	and	$3.5 < m^2(K^+ \pi^-) < 19.5$
Region 2	$1 < m^2(\pi^+ \pi^-) < 2.25$	and	$19.5 < m^2(K^+ \pi^-) < 25.5$
$B^\pm \rightarrow \pi^\pm K^+ K^-$			
Region 1	$1 < m^2(K^+ K^-) < 2.25$	and	$4 < m^2(K^+ \pi^-) < 19$
Region 2	$4 < m^2(K^+ K^-) < 25$	and	$3 < m^2(K^+ \pi^-) < 16$
$B^\pm \rightarrow K^\pm K^+ K^-$			
Region 1	$1.1 < m^2(K^+ K^-)_{\text{low}} < 2.25$	and	$4 < m^2(K^+ K^-)_{\text{high}} < 17$
Region 2	$1.1 < m^2(K^+ K^-)_{\text{low}} < 2.25$	and	$17 < m^2(K^+ K^-)_{\text{high}} < 23$

Table 2: Signal yield, raw asymmetry and A_{CP} in the regions defined for each channel as give in Table 1

$B^\pm \rightarrow \pi^\pm \pi^+ \pi^-$	N_{sig}	A_{raw}	A_{CP}
Region 1	$14\,330 \pm 150$	$+0.309 \pm 0.009$	$+0.303 \pm 0.009 \pm 0.004 \pm 0.003$
Region 2	$4\,850 \pm 130$	-0.287 ± 0.017	$-0.284 \pm 0.017 \pm 0.007 \pm 0.003$
Region 3	$2\,270 \pm 60$	$+0.747 \pm 0.027$	$+0.745 \pm 0.027 \pm 0.018 \pm 0.003$
$B^\pm \rightarrow K^\pm \pi^+ \pi^-$			
Region 1	$41\,980 \pm 280$	$+0.201 \pm 0.005$	$+0.217 \pm 0.005 \pm 0.005 \pm 0.003$
Region 2	$27\,040 \pm 250$	-0.149 ± 0.007	$-0.145 \pm 0.007 \pm 0.006 \pm 0.003$
$B^\pm \rightarrow \pi^\pm K^+ K^-$			
Region 1	$11\,430 \pm 170$	-0.363 ± 0.010	$-0.358 \pm 0.010 \pm 0.014 \pm 0.003$
Region 2	$2\,600 \pm 120$	$+0.075 \pm 0.031$	$+0.097 \pm 0.031 \pm 0.005 \pm 0.003$
$B^\pm \rightarrow K^\pm K^+ K^-$			
Region 1	$76\,020 \pm 350$	-0.189 ± 0.004	$-0.178 \pm 0.004 \pm 0.004 \pm 0.003$
Region 2	$37\,440 \pm 320$	$+0.030 \pm 0.005$	$+0.043 \pm 0.005 \pm 0.004 \pm 0.003$

firmed [85]. It is also found large CP violation in the $\pi\pi \leftrightarrow KK$ rescattering region.

Search for direct CPV in $B \rightarrow PV$

The LHCb collaboration also reports the CP asymmetry measurements in charmless $B \rightarrow PV$ decays, where P stands for pseudoscalar and V for vector meson, using a method that does not required full amplitude analysis [86]. The dataset used is the full Run 2 data collected between 2015 and 2018 corresponding to an integrated luminosity of 5.9 fb^{-1} .

The method is based in three key features of three-body B decays: the large phase space, the dominance of scalar and vector resonances with masses below or around $1 \text{ GeV}/c^2$ and the clear signatures of resonances in the phase space [87–89].

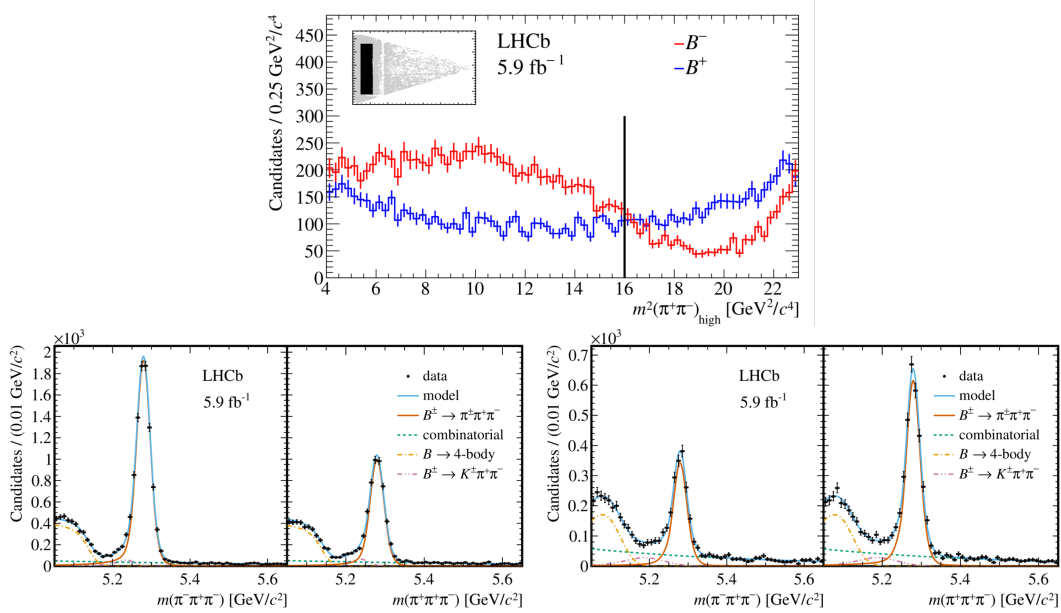


Figure 10: (a) Projection of the $m^2(\pi^+\pi^-)_{\text{high}}$ rescattering region for (b) region 1 and (c) region 2. The regions are separated by the black vertical line in plot (a).

For a decay $B^\pm \rightarrow R(\rightarrow h_1^- h_2^+) h_3^\pm$, where R is the resonance, the following notation is used:

- s_{\parallel} for the two-body invariant mass squared $m^2(h_1^- h_2^+)$
- s_{\perp} for the two-body invariant mass squared $m^2(h_1^- h_3^+)$

The decay amplitudes for B^+ and B^- are usually represented as the coherent sum of intermediate states. For the case that one vector resonance is interfering with a scalar component, the decay amplitude can be expressed as

$$\mathcal{M}_{\pm} = a_{\pm}^V e^{i\delta_{\pm}^V} F_V^{BW} \cos\theta(s_{\perp}, s_{\parallel}) + a_{\pm}^S e^{i\delta_{\pm}^S} F_S^{BW}, \quad (3.40)$$

where a_{\pm}^V and a_{\pm}^S are the magnitudes of the vector and scalar resonances, respectively, assumed to be independent of s_{\perp} . δ_{\pm}^V and δ_{\pm}^S are the phases of the vector and scalar amplitudes, and $\theta(s_{\perp}, s_{\parallel})$ is the helicity angle. The resonances may be described by a Breit-Wigner (BW) function, F_R^{BW} . Assuming that a_{\pm}^V , a_{\pm}^S and δ_{\pm}^V and δ_{\pm}^S do not depend on s_{\perp} , the squared decay amplitude can be expressed as quadratic polynomial in $\cos\theta(m_V^2, s_{\perp})$ as

$$|\mathcal{M}_{\pm}|^2 = f(\cos\theta(m_V^2, s_{\perp})) = p_0^{\pm} + p_1^{\pm} \cos\theta(m_V^2, s_{\perp}) + p_2^{\pm} \cos^2\theta(m_V^2, s_{\perp}), \quad (3.41)$$

where p_0^{\pm} , p_1^{\pm} , p_2^{\pm} are polynomial coefficients. The CP asymmetry A_{CP}^V in the $B \rightarrow PV$ decay is given then as function of p_2^{\pm} ,

$$A_{CP}^V = \frac{|\mathcal{M}_-|^2 - |\mathcal{M}_+|^2}{|\mathcal{M}_-|^2 + |\mathcal{M}_+|^2} = \frac{p_2^- - p_2^+}{p_2^- + p_2^+} \quad (3.42)$$

The histograms of data projected in the s_\perp axes is fitted with the function defined in Eq. (3.41). Then, the parameters necessary to compute the A_{CP} are obtained. The regions studied for each $B^\pm \rightarrow h^\pm h' h'^-$ mode are the following:

- For $B^\pm \rightarrow \pi^\pm \pi^+ \pi^-$, the region $B^\pm \rightarrow \rho(770)^0 \pi^\pm$.
- For $B^\pm \rightarrow K^\pm \pi^+ \pi^-$ the regions $B^\pm \rightarrow \rho(770)^0 \pi^\pm$ and $B^\pm \rightarrow \bar{K}^*(892)^0 \pi^\pm$.
- For $B^\pm \rightarrow K^\pm K^+ K^-$ the region $B^\pm \rightarrow \phi(1020) K^\pm$.
- For $B^\pm \rightarrow \pi^\pm K^+ K^-$ the region $B^\pm \rightarrow \bar{K}^*(892)^0 \pi^\pm$.

The fits to the distribution of s_\perp for B^+ and B^- can be seen in Fig. 11 for the regions just described above.

The summary of the A_{CP} measurements for the five decay channel is presented in Table 3 [90]. For all channels, the CP asymmetries are compatible with zero, except the CP asymmetry for $B^\pm \rightarrow \rho(770)^0 K^\pm$ region, $A_{CP} = +0.150 \pm 0.019 \pm 0.011$, which differs from zero with a significance of 6.8σ . This is the first observation of CP asymmetry in this decay mode.

Table 3: CP -asymmetry measurements for the vector resonance channels in their associated final state $B^\pm \rightarrow R(\rightarrow h_1^- h_2^+) h_3^\pm$ decays. Previous measurements from others experiments are also included [90].

Decay channel	This work	Previous measurements
$B^\pm \rightarrow (\rho(770)^0 \rightarrow \pi^+ \pi^-) \pi^\pm$	$-0.004 \pm 0.017 \pm 0.009$	$+0.007 \pm 0.011 \pm 0.016$
$B^\pm \rightarrow (\rho(770)^0 \rightarrow \pi^+ \pi^-) K^\pm$	$+0.150 \pm 0.019 \pm 0.011$	$+0.44 \pm 0.10 \pm 0.04$ $+0.30 \pm 0.11 \pm 0.02$
$B^\pm \rightarrow (\bar{K}^*(892)^0 \rightarrow K^\pm \pi^\mp) \pi^\pm$	$-0.015 \pm 0.021 \pm 0.012$	$+0.032 \pm 0.052 \pm 0.011$ $-0.149 \pm 0.064 \pm 0.020$
$B^\pm \rightarrow (\bar{K}^*(892)^0 \rightarrow K^\pm \pi^\mp) K^\pm$	$+0.007 \pm 0.054 \pm 0.032$	$+0.123 \pm 0.087 \pm 0.045$
$B^\pm \rightarrow (\phi(1020) \rightarrow K^+ K^-) K^\pm$	$+0.004 \pm 0.014 \pm 0.007$	$+0.128 \pm 0.044 \pm 0.013$

3.4 Search for CP Violation in Baryons

The violation of the Charge-Parity asymmetry has been observed in K and B mesons decays [91–93] and was recently also observed in D mesons by the LHCb collaboration [94]. In the baryonic sector, although predicted, observation is yet to be claimed. The first evidence was found by the LHCb experiment in the decay mode $\Lambda_b^0 \rightarrow p \pi^- \pi^+ \pi^-$ [95] with a significance of 3.3 standard deviation including systematic uncertainties. Given the large production cross-section of

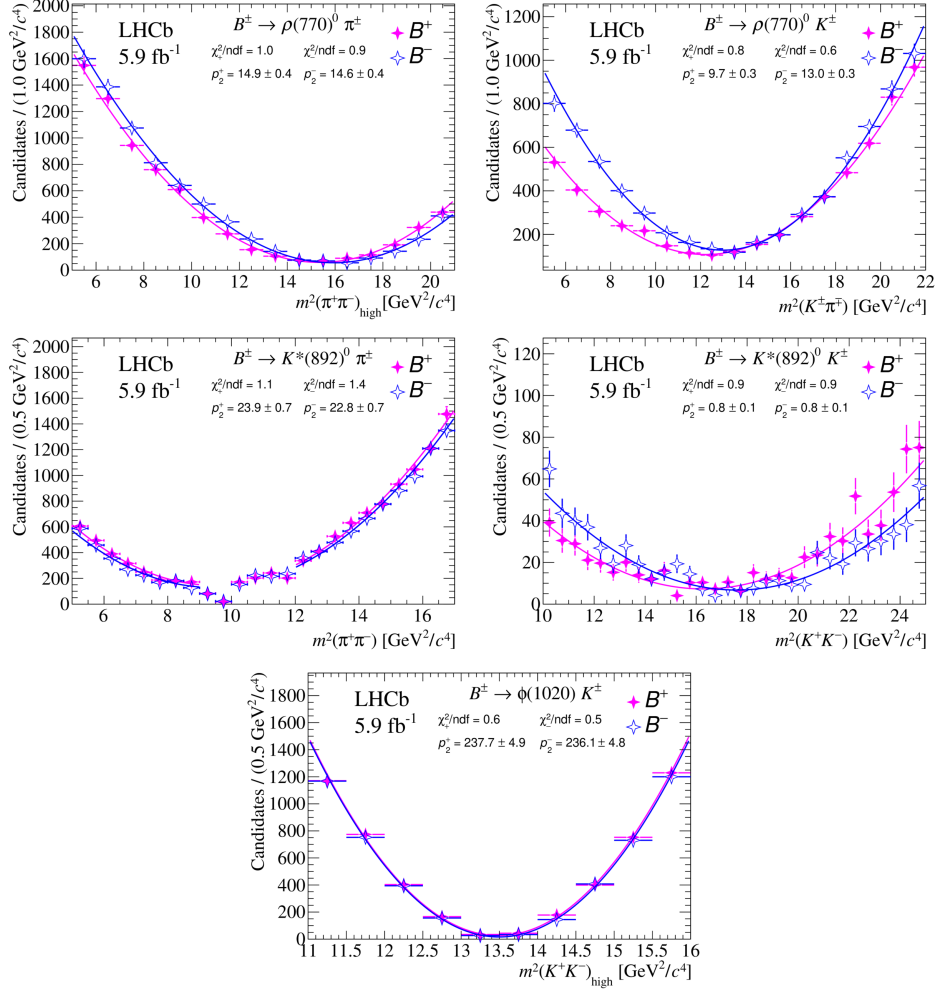


Figure 11: Projection of the fit model to the data distribution for the regions selected for each channel. (a) $\rho(770)^0$ in $B^\pm \rightarrow \pi^\pm \pi^+ \pi^-$, (b) $\rho(770)^0$ in $B^\pm \rightarrow K^\pm \pi^+ \pi^-$, (c) $\bar{K}^*(892)^0$ in $B^\pm \rightarrow K^\pm \pi^+ \pi^-$, (d) $\bar{K}^*(892)^0$ in $B^\pm \rightarrow \pi^\pm K^+ K^-$ and (e) $\phi(1020)$ in $B^\pm \rightarrow K^\pm K^+ K^-$ [90].

beauty baryons in pp collisions at the Large Hadron Collider (LHC), promising studies can be conducted within the scope of the LHCb experiment. Several new analysis are reported in the following.

With a data collected between 2011 to 2017, corresponding to an integrated luminosity of 6.6 fb⁻¹, the decay channel $\Lambda_b^0 \rightarrow p \pi^- \pi^+ \pi^-$ is studied to search for CP violation and observation of P violation, which supersede previous results [95]. This decay mode is mainly mediated by tree and loop processes of similar magnitude, allowing for significant interference effects. It posses a rich resonant structure, with the dominant contribution proceeding through $\Lambda_b^0 \rightarrow N^{*+} \pi^-$, with $N^{*+} \rightarrow \Lambda^{++}(1234) \pi^-$ and $\Lambda^{++}(1234) \rightarrow p \pi^+$, or as well $\Lambda_b^0 \rightarrow p a_1^-(1260)$, with $a_1^-(1260) \rightarrow \rho^0(770) \pi^-$ and $\rho^0(770) \rightarrow \pi^+ \pi^-$ decays, where the proton excited states are indicated as N^{*+} .

The analysis have been performed following two strategies: by using the triple product asymmetries (TPA) in order to search for CP and P violation, and applying the unbinned energy test method. The searches for CP violation are performed by separating the P -odd and P -even contributions. In the TPA analysis, both local and integrated asymmetries are considered. The scalar triple product, built in the Λ_b^0 rest frame, is defined as

$$C_{\hat{T}} \equiv \vec{p}_p \cdot (\vec{p}_{\pi_{\text{fast}}^-} \times \vec{p}_{\pi^+}), \quad \bar{C}_{\hat{T}} \equiv \vec{p}_{\bar{p}} \cdot (\vec{p}_{\pi_{\text{fast}}^-} \times \vec{p}_{\pi^-}) \quad (3.43)$$

for Λ_b^0 and $\bar{\Lambda}_b^0$ respectively. The π_{fast}^- (π_{slow}^-) refers to faster or slower of the two negative pions in the Λ_b^0 rest frame. In total four statistically independent subsamples are considered, labeled *I* for $C_{\hat{T}} > 0$, *II* for $C_{\hat{T}} < 0$, *III* for $-\bar{C}_{\hat{T}} > 0$ and *IV* for $-\bar{C}_{\hat{T}} < 0$. Both CP - and P violating effects appears as differences between the triple product observables related by CP and P transformations. The TPA are defined as

$$A_{\hat{T}} = \frac{N(C_{\hat{T}} > 0) - N(C_{\hat{T}} < 0)}{N(C_{\hat{T}} > 0) + N(C_{\hat{T}} < 0)}, \quad \bar{A}_{\hat{T}} = \frac{\bar{N}(-\bar{C}_{\hat{T}} > 0) - \bar{N}(-\bar{C}_{\hat{T}} < 0)}{\bar{N}(-\bar{C}_{\hat{T}} > 0) + \bar{N}(-\bar{C}_{\hat{T}} < 0)}, \quad (3.44)$$

where N and \bar{N} are the signal yields for Λ_b^0 and $\bar{\Lambda}_b^0$ respectively. Finally, the CP - and P -violating asymmetries are defined as

$$a_{CP}^{\hat{T}\text{-odd}} = \frac{1}{2}(A_{\hat{T}} - \bar{A}_{\hat{T}}), \quad a_P^{\hat{T}\text{-odd}} = \frac{1}{2}(A_{\hat{T}} + \bar{A}_{\hat{T}}) \quad (3.45)$$

Two binning schemes are used, the first one (A) is motivated on the results of an approximate amplitude analysis of $\Lambda_b^0 \rightarrow p\pi^-\pi^+\pi^-$ decays. A second binning scheme (B) is used to probe the asymmetries as function of $|\phi|$, the absolute value of the angle between the planes defined by $p\pi_{\text{fast}}^-$ and $\pi^+\pi_{\text{slow}}^-$ systems. It is also taken into account the invariant-mass regions $m(p\pi^+\pi_{\text{slow}}^-) > 2.8 \text{ GeV}/c^2$ and $m(p\pi^+\pi_{\text{slow}}^-) < 2.8 \text{ GeV}/c^2$, where the a_1 resonance and N^{*+} decay dominate, respectively. The total samples studied are labeled then, respectively, A_1 , B_1 , A_2 and B_2 .

The energy test is a model-independent unbinned test, which is sensitive to local differences between two samples. e.g as could arise from CP violation. It is performed by the calculation of a statistic test:

$$T \equiv \frac{1}{2n(n-1)} \sum_{i \neq j}^n \psi_{ij} + \frac{1}{2\bar{n}(\bar{n}-1)} \sum_{i \neq j}^{\bar{n}} \psi_{ij} - \frac{1}{n\bar{n}} \sum_{i=1}^n \sum_{j=1}^{\bar{n}} \psi_{ij}, \quad (3.46)$$

where n and \bar{n} are the candidates in the first and second sample. Each pair of candidates ij is assigned a weight $\psi_{ij} = e^{-d_{ij}^2/2\delta^2}$, where d_{ij} is their Euclidean distance in phase space, δ determines the distance scale probed using the energy test.

The results of the measured TPA from the fit to the full data sample are [96]

$$a_{CP}^{\hat{T}^{-odd}} = (-0.7 \pm 0.7 \pm 0.2)\% \text{ and } a_P^{\hat{T}^{-odd}} = (-4.0 \pm 0.7 \pm 0.2)\%$$

where the first result is consistent with the CP -conserving hypothesis. A nonzero value for $a_P^{\hat{T}^{-odd}}$ is found, and with a significance of 5.5 standard deviations indicates parity violation in the $\Lambda_b^0 \rightarrow p\pi^-\pi^+\pi^-$ decay.

The values of the TPA for the binning schemes are shown in Fig. 12. The A_2 and B_2 phase space regions, the p -values with respect to the CP conserving hypothesis corresponding to statistical significance of 0.5 and 2.9 standard deviations are measured, respectively. Therefore, the evidence of CP violation previously observed [95] is not established.

The p -values obtained for the different configurations of the energy test can be seen in Table 4. All CP -violation searches result in p -values with a significance of 3 standard deviation or smaller. For both methods, the results are marginally compatible with the no CP -violation hypothesis. Parity violation is observed in both methods, locally with a significance over 5σ .

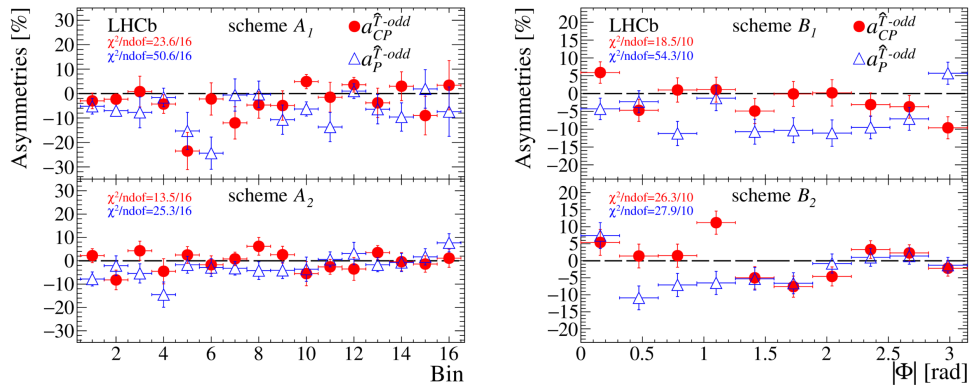


Figure 12: Asymmetries results for the binning scheme A_1 , A_2 (left) and B_1 , B_2 (right) [96].

Table 4: Energy test results: p -values for different distance scales and test configurations [96].

Distance scale δ	1.6 GeV ² /c ⁴	2.7 GeV ² /c ⁴	13 GeV ² /c ⁴
p -value (CP conservation, P even)	3.1×10^{-2}	2.7×10^{-3}	1.3×10^{-2}
p -value (CP conservation, P odd)	1.5×10^{-1}	6.9×10^{-2}	6.5×10^{-2}
p -value (P conservation)	1.3×10^{-7}	4.0×10^{-7}	1.6×10^{-1}

It was also reported by the LHCb collaboration the study of the b baryonic decay $\Lambda_b^0 \rightarrow D^0 p K^-$ [97], to search for the decay $D^0 \rightarrow K^+\pi^-$ and perform CP violation measurements, where D represents a D^0 or \bar{D}^0 meson. This mode is expected to be suppressed relative to the $\Lambda_b^0 \rightarrow [K^-\pi^+]_D p K^-$ decay. The processes $\Lambda_b^0 \rightarrow [K^-\pi^+]_D p K^-$ and $\Lambda_b^0 \rightarrow [K^+\pi^-]_D p K^-$ with same and opposite sign kaons are referred as the flavoured and suppressed decays, respectively. The

Cabibbo-suppressed decay is particularly interesting as it has $b \rightarrow c$ and $b \rightarrow u$ contributing amplitudes in the same order of magnitude. The interference of these two amplitudes is sensitive to the CKM angle γ .

The analysis was performed with the full data sample collected by the LHCb detector from 2011-2018. The branching ratio of the decay mode $\Lambda_b^0 \rightarrow [K^-\pi^+]_D p K^-$ relative to $\Lambda_b^0 \rightarrow [K^+\pi^-]_D p K^-$ is measured, defined as

$$R = \frac{\mathcal{B}(\Lambda_b^0 \rightarrow [K^-\pi^+]_D p K^-)}{\mathcal{B}(\Lambda_b^0 \rightarrow [K^+\pi^-]_D p K^-)}, \quad (3.47)$$

including both flavours. The CP asymmetry in the suppressed mode is expressed as

$$A = \frac{\mathcal{B}(\Lambda_b^0 \rightarrow [K^+\pi^-]_D p K^-) - \mathcal{B}(\bar{\Lambda}_b^0 \rightarrow [K^-\pi^+]_D p K^+)}{\mathcal{B}(\Lambda_b^0 \rightarrow [K^+\pi^-]_D p K^-) + \mathcal{B}(\bar{\Lambda}_b^0 \rightarrow [K^-\pi^+]_D p K^+)} \quad (3.48)$$

The ratio of the branching fractions and the CP asymmetry in the suppressed mode are measured separately in the phase space as well as in localized regions involving $\Lambda_b^0 \rightarrow DX$ decays, where an enhance sensitivity to γ is expected.

The suppressed decay channel, $\Lambda_b^0 \rightarrow [K^+\pi^-]_D p K^-$, is observed for the first time with signal yield of 241 ± 22 events in full phase space. The branching ratio and CP asymmetry are measured to be

$$R = 7.1 \pm 0.8(\text{stat.})_{-0.3}^{+0.4}(\text{syst.}), \quad A = 0.12 \pm 0.09(\text{stat.})_{-0.03}^{+0.02}(\text{syst.}).$$

In the restricted phase-space region, $M^2(pK^-) < 5 \text{ GeV}^2/c^4$, the ratio and CP asymmetry are measured to be

$$R = 8.6 \pm 1.5(\text{stat.})_{-0.3}^{+0.4}(\text{syst.}), \quad A = 0.01 \pm 0.16(\text{stat.})_{-0.02}^{+0.03}(\text{syst.}).$$

The ratio of the branching fractions is consistent with the estimated value from the relevant CKM matrix elements. The asymmetry values are consistent with zero in the full and restricted regions of the phase-space. The signal yields extracted with current available data sample is still too low to perform the measurement of the angle γ , but with the projected data sample to be collected by the LHCb in the upgrade I and later in the upgrade II, the study of this decay mode will contribute to the overall determination of γ .

Efforts have also been directed to search for CP violation in the charmless decay $\Xi_b^- \rightarrow pK^-K^-$ [98]. Tests have been performed on Λ_b^0 baryon decays to $p\pi^-$, pK^- , $K_s^0 p\pi^-$, ΛK^+K^- , $\Lambda K^+\pi^-$, $p\pi^-\pi^+\pi^-$, $p\pi^-K^+K^-$, $pK^-\pi^+\pi^-$ and $pK^-K^+K^-$ final states. The Ξ_b^0 decays has been studied in the processes $pK^-\pi^+\pi^-$ and $pK^-\pi^+K^-$. No CP violation have been confirmed yet. Given the large CP violation effects in charmless three-body B decays, the study of the recently observed decay $\Xi_b^- \rightarrow pK^-K^-$, represents an interesting place to search for CP violation effects.

The first amplitude analysis of a b baryon decay, allowing for CP violation effects was performed for $\Xi_b^- \rightarrow pK^-K^-$ using the Run 1, 2011-2012, and Run 2 data sample, 2015-2016, by the LHCb collaboration. A good description of data was obtained considering the resonant contributions of $\Sigma(1385)$, $\Lambda(1405)$, $\Lambda(1520)$, $\Lambda(1670)$, $\Sigma(1775)$ and $\Sigma(1915)$. The CP asymmetry is evaluated for each contribution; no significant CP -violation effects are found. The decay modes $\Xi_b^- \rightarrow \Lambda(1520)K^-$ and $\Xi_b^- \rightarrow \Lambda(1670)K^-$ are observed with a significance greater than 5σ . Branching fraction measurements, the establishment of the ratio of fragmentation and branching fractions of $\Omega_b^- \rightarrow pK^-K^-$ and $\Xi_b^- \rightarrow pK^-K^-$ have been performed [98]. With the upgrade of the LHCb, the study of three-body b -baryon decays will be possible with larger samples projecting a overall rich program on the baryonic sector.

4 Measurement of Branching ratios in hadronic B to charm decays

Hadronic B decays accounting for 75% of the total branching fraction dominated by $b \rightarrow c$ processes, provides an opportunity to probe the SM by over-constraining the CKM triangle and via isospin sum rules. Effective hadronic B tagging built on B to charm decays allows neutrino reconstruction at Belle II, and plays a very crucial role for a large part of Belle II physics program. However, knowledge of B meson hadronic decays is limited: about 40% of the total B width is not measured in terms of exclusive branching fractions (B), and thus is generated by the simulation with the Pythia fragmentation model [99], which is known to be inaccurate. Even among the measurements, most are performed with small data sets, hence have a large statistical uncertainties. So Poor knowledge of hadronic B decays limits our reach to exciting physics. Belle II is (re)measuring many modes with the intention of improving MC (understanding). An example of remeasurement is $B \rightarrow D^{(*)}KK^{(*)}$ decays. The high purity of these decays makes them ideal candidates to improve the B -tagging efficiency.

Belle II reported a measurement of the branching fractions of four $B^{0,-} \rightarrow D^{(*)+,0}K^-K_S^0$ [100] decay modes using 362 fb^{-1} of data collected at the $\Upsilon(4S)$ resonance. The event yields are extracted from fits to the distributions of ΔE to separate signal and background, and are efficiency-corrected as a function of the invariant mass of the $K^-K_S^0$ system. The ΔE distributions to Data with fit projections overlaid are shown in Fig. 13. The branching fractions reported to be

$$\mathcal{B}(B^- \rightarrow D^0 K^- K_S^0) = (1.89 \pm 0.16 \pm 0.10) \times 10^{-4}, \quad (4.1)$$

$$\mathcal{B}(\bar{B}^0 \rightarrow D^+ K^- K_S^0) = (0.85 \pm 0.11 \pm 0.05) \times 10^{-4}, \quad (4.2)$$

$$\mathcal{B}(B^- \rightarrow D^{*0} K^- K_S^0) = (1.57 \pm 0.27 \pm 0.12) \times 10^{-4}, \quad (4.3)$$

$$\mathcal{B}(\bar{B}^0 \rightarrow D^{*+} K^- K_S^0) = (0.96 \pm 0.18 \pm 0.06) \times 10^{-4}, \quad (4.4)$$

where the first uncertainty is statistical and the second systematic. These re-

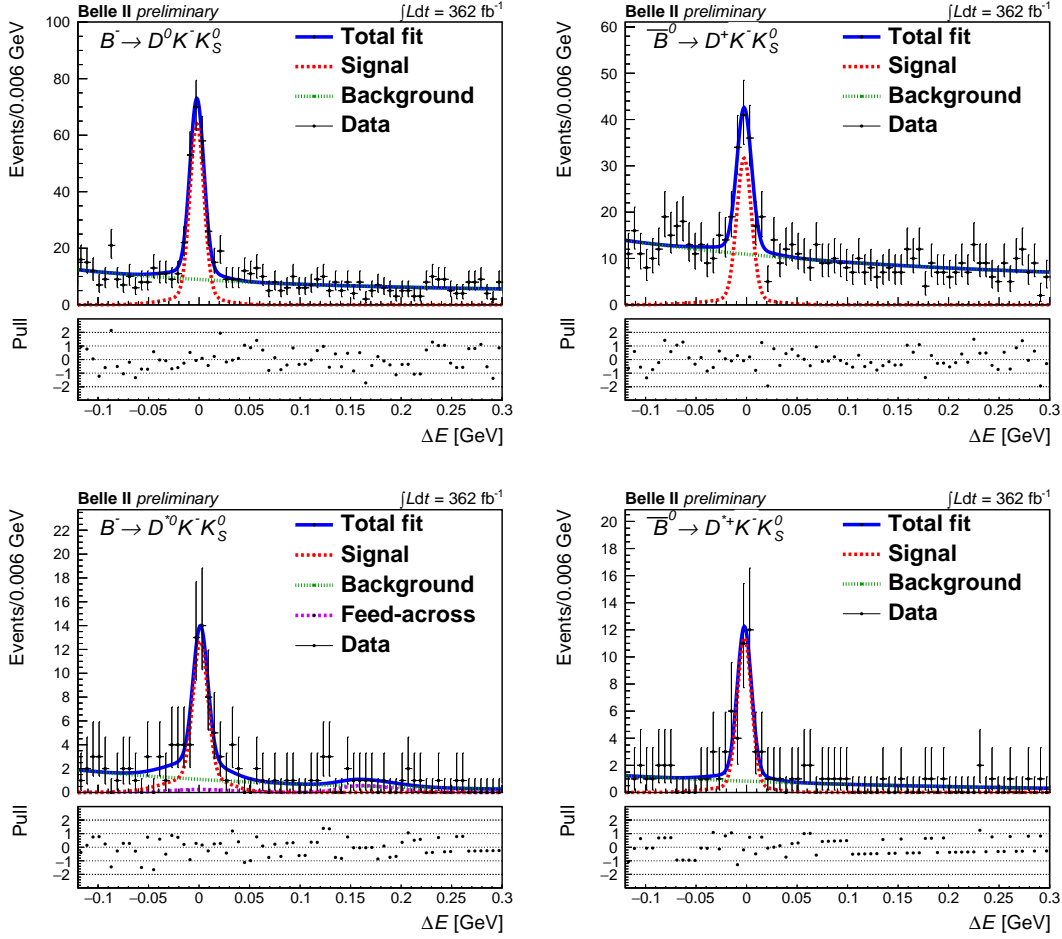


Figure 13: Distribution of ΔE for $B^- \rightarrow D^0 K^- K_S^0$ (top left), $\bar{B}^0 \rightarrow D^+ K^- K_S^0$ (top right), $B^- \rightarrow D^{*0} K^- K_S^0$ (bottom left), and $\bar{B}^0 \rightarrow D^{*+} K^- K_S^0$ (bottom right) channels, with the projection of fits overlaid. The fit components are highlighted, and the pulls between the fit and the data are shown below each distribution.

sults include the first observation of $\bar{B}^0 \rightarrow D^+ K^- K_S^0$, $B^- \rightarrow D^{*0} K^- K_S^0$, $\bar{B}^0 \rightarrow D^{*+} K^- K_S^0$ decays and a significant improvement in the precision of $\mathcal{B}(B^- \rightarrow D^0 K^- K_S^0)$ compared to previous measurements. Previously, Belle provided the most precise measurements for $B \rightarrow D\pi^+$ [101, 102] using its full Belle dataset which corresponds to $772 \times 10^6 B\bar{B}$ pairs.

5 Summary

Search for new sources of CP violation in B meson decays is an interesting but challenging mission. Precise determination of ϕ_3/γ is very important to quantify the SM sources of CP violation. Precise measurements are already carried out by LHCb and by Belle and Belle II experiments. LHCb by the end of Run

4 with an expected unprecedented amount of data to be collected and Belle II with high integrated luminosity expect to provide a sub-degree precision on γ . Inputs on charm decays from BESIII with seven times more data plays an important role in achieving this goal. B -meson decays into charmless hadrons offer rich opportunities to test the Standard Model and search for new physics. Rich signatures have been explored using the Run 1 + Run 2 data by LHCb, shedding light into the underlying dynamics responsible for CP violation effects. The state of the art on the decays of B mesons to purely hadronic final states in QCDF has been discussed. In particular, in the recoil region where the pseudo-two body approach can be applied. The mathematical description demands the introduction of new quantities such as dimeson LCDAs and dimeson form factors which are currently the subject of research using data driven approaches as well as QCD sum rules and lattice QCD. Efforts in the baryonic sector are also ongoing with a broad program ahead.

Acknowledgements

We would like to thank the organizers of the CKM 2023 conference for creating a very pleasant and inspiring atmosphere. The work of TH and GTX was supported by the Deutsche Forschungsgemeinschaft (DFG, German Research Foundation) under grant 396021762 - TRR 257 “Particle Physics Phenomenology after the Higgs Discovery”. Moreover, GTX acknowledges support from the European Union’s Horizon 2020 research and innovation programme under the Marie Skłodowska-Curie grant agreement No 945422.

References

- [1] C. Bobeth, G. Hiller and G. Piranishvili, JHEP **07** (2008), 106 doi:10.1088/1126-6708/2008/07/106 [arXiv:0805.2525 [hep-ph]].
- [2] R. Fleischer, E. Malami, A. Reult and K. K. Vos, JHEP **03** (2023), 113 doi:10.1007/JHEP03(2023)113 [arXiv:2212.09575 [hep-ph]].
- [3] C. Bobeth, G. Hiller and D. van Dyk, JHEP **07** (2011), 067 doi:10.1007/JHEP07(2011)067 [arXiv:1105.0376 [hep-ph]].
- [4] S. Descotes-Genon and J. Virto, JHEP **04** (2015), 045 [erratum: JHEP **07** (2015), 049] doi:10.1007/JHEP04(2015)045 [arXiv:1502.05509 [hep-ph]].
- [5] K. De Bruyn, R. Fleischer, R. Kneijens, P. Koppenburg, M. Merk, A. Pellegrino and N. Tuning, Phys. Rev. Lett. **109** (2012), 041801 doi:10.1103/PhysRevLett.109.041801 [arXiv:1204.1737 [hep-ph]].

- [6] R. Fleischer, D. G. Espinosa, R. Jaarsma and G. Tetlalmatzi-Xolocotzi, Eur. Phys. J. C **78** (2018) no.1, 1 doi:10.1140/epjc/s10052-017-5488-z [arXiv:1709.04735 [hep-ph]].
- [7] A. J. Buras, R. Fleischer, J. Girrbach and R. Knegjens, JHEP **07** (2013), 077 doi:10.1007/JHEP07(2013)077 [arXiv:1303.3820 [hep-ph]].
- [8] M. Bordone, N. Gubernari, T. Huber, M. Jung and D. van Dyk, Eur. Phys. J. C **80** (2020) no.10, 951 doi:10.1140/epjc/s10052-020-08512-8 [arXiv:2007.10338 [hep-ph]].
- [9] T. Huber and G. Tetlalmatzi-Xolocotzi, Eur. Phys. J. C **82** (2022) no.3, 210 doi:10.1140/epjc/s10052-022-10068-8 [arXiv:2111.06418 [hep-ph]].
- [10] A. Biswas, S. Descotes-Genon, J. Matias and G. Tetlalmatzi-Xolocotzi, [arXiv:2404.01186 [hep-ph]].
- [11] A. Biswas, S. Descotes-Genon, J. Matias and G. Tetlalmatzi-Xolocotzi, JHEP **06** (2023), 108 doi:10.1007/JHEP06(2023)108 [arXiv:2301.10542 [hep-ph]].
- [12] M. Algueró, A. Crivellin, S. Descotes-Genon, J. Matias and M. Novoa-Brunet, JHEP **04** (2021), 066 doi:10.1007/JHEP04(2021)066 [arXiv:2011.07867 [hep-ph]].
- [13] Joachim Brod, Jure Zupan, JHEP **01**, 051 (2014).
- [14] M. Gronau and D. London, “*How to determine all the angles of the unitarity triangle from $B_d^0 \rightarrow DK_S$ and $B_s^0 \rightarrow D\phi$* ”, Phys. Lett. B **253**, 483 (1991); M. Gronau and D. Wyler, “*On determining a weak phase from CP asymmetries in charged B decays*”, Phys. Lett. B **265**, 172 (1991).
- [15] D. Atwood, I. Dunietz and A. Soni, “*Enhanced CP violation with $B \rightarrow KD^0(\bar{D}^0)$ modes and extraction of the CKM angle γ* ”, Phys. Rev. D **63**, 036005 (2001).
- [16] A. Giri, Yu. Grossman, A. Soffer, and J. Zupan, “*Determining γ using $B^\pm \rightarrow DK^\pm$ with multibody D decays*”, Phys. Rev. D **68**, 054018 (2003)
- [17] A. Bondar and A. Poluektov, “*Feasibility study of model-independent approach to ϕ_3 measurement using Dalitz plot analysis*”, Eur. Phys. J. C **47**, 347–353 (2006);
- [18] Y. Grossman, Z. Ligeti and A. Soffer, “*Measuring γ in $B^\pm \rightarrow K^\pm(KK^*)_D$ decays*”, Phys. Rev. D **67**, 071301 (2003).
- [19] B. Kayser and D. London, “*Exploring CP violation with $B_d^0 \rightarrow DK_S$ decays*”, Phys. Rev. D **61** (2000) 116013.

- [20] M. Gronau, Y. Grossman, N. Shuhmaher, A. Soffer and J. Zupan, “Using untagged $B^0 \rightarrow DK_S$ to determine γ ”, Phys. Rev. D **69** 113003 (2004).
- [21] R. Aleksan, T. C. Petersen, A. Soffer, “Measuring the weak phase gamma in color allowed $B \rightarrow DK\pi$ decays”, Phys. Rev. D **67** 096002 (2003).
- [22] T. Gershon, “On the Measurement of the Unitarity Triangle Angle γ from $B^0 \rightarrow DK^{*0}$ Decays”, Phys. Rev. D **79** 051301 (2009).
- [23] T. Gershon and A. Poluektov, “Double Dalitz Plot Analysis of the Decay $B^0 \rightarrow DK^+\pi^-$, $D \rightarrow K_S^0\pi^+\pi^-$ ”, Phys. Rev. D **81** 014025 (2010).
- [24] T. Gershon and M. Williams, “Prospects for the Measurement of the Unitarity Triangle Angle γ from $B^0 \rightarrow DK^+\pi^-$ Decays”, Phys. Rev. D **80** 092002 (2009).
- [25] A. Bondar and T. Gershon, “On ϕ_3 measurements using $B^- \rightarrow D^*K^-$ decays”, Phys. Rev. D **70** 091503 (2004).
- [26] N. Sinha, “Determining γ using $B \rightarrow D^{**}K$ ”, Phys. Rev. D **70** 097501 (2004).
- [27] Y. Amhis *et al.* (Heavy Flavor Averaging Group), “Averages of b -hadron, c -hadron, and τ -lepton properties as of 2021”, arXiv:2206.07501. Latest average of γ is available at <https://hflav-eos.web.cern.ch/hflav-eos/triangle/latest/>.
- [28] CKMfitter Group, http://ckmfitter.in2p3.fr/www/results/plots_summer23/num/ckmEval_results_summer23.html.
- [29] M. Ablikim *et al.* (BESIII Collaboration), “Improved measurement of the strong-phase difference $\delta_D^{K\pi}$ in quantum-correlated $D\bar{D}$ decays”, Eur. Phys. J. C **82**, 1009 (2022).
- [30] M. Ablikim *et al.* (BESIII Collaboration), “Measurement of the $D \rightarrow K^-\pi^+\pi^+\pi^-$ and $D \rightarrow K^-\pi^+\pi^0$ coherence factors and average strong-phase differences in quantum-correlated $D\bar{D}$ decays”, JHEP **05**, 164 (2021).
- [31] M. Ablikim *et al.* (BESIII Collaboration), “Measurement of the CP -even fraction of $D^0 \rightarrow \pi^+\pi^-\pi^+\pi^-$ ”, Phys. Rev. D **106**, 092004 (2022).
- [32] M. Ablikim *et al.* (BESIII Collaboration), “Measurement of the CP -even fraction of $D^0 \rightarrow K^+K^-\pi^+\pi^-$ ”, Phys. Rev. D **107**, 032009 (2023).
- [33] M. Ablikim *et al.* (BESIII Collaboration), “Measurement of the CP -even fraction of $D^0 \rightarrow K_S^0\pi^+\pi^-\pi^0$ ”, Phys. Rev. D **108**, 032003 (2023).
- [34] R. Aaij *et al.*, LHCb collaboration, LHCb-CONF-2022-003, 2022.

- [35] R. Aaij *et al.*, LHCb collaboration, LHCb-CONF-2023-003, 2023.
- [36] R. Aaij *et al.*, LHCb collaboration, LHCb-PAPER-2023-009, arXiv:2309.05514.
- [37] A. Cerri *et al.*, “Opportunities in flavour physics at the HL-LHC and HE-LHC”, arXiv:1812.07638.
- [38] F. Abudinén *et al.* (Belle and Belle-II Collaborations), “Combined analysis of Belle and Belle II data to determine the CKM angle ϕ_3 using $B^+ \rightarrow D(K_S^0 h^+ h^-)h^+$ decays”, JHEP **12**, 034 (2022).
- [39] H. Aihara *et al.* (Belle Collaboration), “First Measurement of ϕ_3 with a Model-independent Dalitz Plot Analysis of $B^\pm \rightarrow DK, D \rightarrow K_S^0 \pi \pi$ Decay”, Phys. Rev. D **85**, 112014 (2012).
- [40] M. Ablikim *et al.* (BESIII Collaboration), “Model-independent determination of the relative strong-phase difference between D^0 and $\bar{D}^0 \rightarrow K_{S,L}^0 \pi^+ \pi^-$ and its impact on the measurement of the CKM angle γ/ϕ_3 ”, Phys. Rev. D **101**, 112002 (2020).
- [41] M. Ablikim *et al.* (BESIII Collaboration), “Improved model-independent determination of the strong-phase difference between D^0 and $\bar{D}^0 \rightarrow K_{S,L}^0 K^+ K^-$ decays” Phys. Rev. D **102**, 052008 (2020).
- [42] I. Adachi *et al.* (Belle and Belle-II Collaborations), “Measurement of branching-fraction ratios and CP asymmetries in $B^\pm \rightarrow D_{CP^\pm} K^\pm$ decays at Belle and Belle II”, Accepted for publication in JHEP, arXiv: 2308.05048
- [43] I. Adachi *et al.* (Belle and Belle-II Collaborations), “Measurement of CP asymmetries and branching-fraction ratios for $B^\pm \rightarrow DK^\pm$ and $D\pi^\pm$ with $D \rightarrow K_S^0 K^\pm \pi^\mp$ using Belle and Belle II data”, JHEP **09**, 146 (2023).
- [44] I. Adachi *et al.* (Belle and Belle-II Collaborations), “Determination of the CKM angle ϕ_3 from a combination of Belle and Belle II results”, arXiv: 2404.12817.
- [45] B. Bhattacharya, M. Gronau, M. Imbeault, D. London and J. L. Rosner, Phys. Rev. D **89** (2014) no.7, 074043 doi:10.1103/PhysRevD.89.074043 [arXiv:1402.2909 [hep-ph]].
- [46] B. Bhattacharya, M. Fines-Neuschild, A. Houck, M. Imbeault, A. Jean and D. London, Phys. Rev. D **109** (2024) no.1, 013001 doi:10.1103/PhysRevD.109.013001 [arXiv:2308.16240 [hep-ph]].
- [47] H. s. Wang, S. m. Liu, J. Cao, X. Liu and Z. j. Xiao, Nucl. Phys. A **930** (2014), 117-130 doi:10.1016/j.nuclphysa.2014.08.001

- [48] I. Bediaga, T. Frederico and P. C. Magalhães, *Phys. Lett. B* **780** (2018), 357-362 doi:10.1016/j.physletb.2018.02.062 [arXiv:1712.01230 [hep-ph]].
- [49] T. Mannel, K. Olschewsky and K. K. Vos, *JHEP* **06** (2020), 073 doi:10.1007/JHEP06(2020)073 [arXiv:2003.12053 [hep-ph]].
- [50] M. Beneke, G. Buchalla, M. Neubert and C. T. Sachrajda, *Phys. Rev. Lett.* **83** (1999), 1914-1917 doi:10.1103/PhysRevLett.83.1914 [arXiv:hep-ph/9905312 [hep-ph]].
- [51] M. Beneke, G. Buchalla, M. Neubert and C. T. Sachrajda, *Nucl. Phys. B* **591** (2000), 313-418 doi:10.1016/S0550-3213(00)00559-9 [arXiv:hep-ph/0006124 [hep-ph]].
- [52] M. Beneke, G. Buchalla, M. Neubert and C. T. Sachrajda, *Nucl. Phys. B* **606** (2001), 245-321 doi:10.1016/S0550-3213(01)00251-6 [arXiv:hep-ph/0104110 [hep-ph]].
- [53] M. Beneke and M. Neubert, *Nucl. Phys. B* **675** (2003), 333-415 doi:10.1016/j.nuclphysb.2003.09.026 [arXiv:hep-ph/0308039 [hep-ph]].
- [54] M. Beneke, Talk given at the Three-Body Charmless B Decays Workshop, Paris, France, 1-3 Feb 2006
- [55] I. Stewart, Talk given at the Three-Body Charmless B Decays Workshop, Paris, France, 1-3 Feb 2006
- [56] S. Kränkl, T. Mannel and J. Virto, *Nucl. Phys. B* **899** (2015), 247-264 doi:10.1016/j.nuclphysb.2015.08.004 [arXiv:1505.04111 [hep-ph]].
- [57] T. Huber, J. Virto and K. K. Vos, *JHEP* **11** (2020), 103 doi:10.1007/JHEP11(2020)103 [arXiv:2007.08881 [hep-ph]].
- [58] R. Klein, T. Mannel, J. Virto and K. K. Vos, *JHEP* **10** (2017), 117 doi:10.1007/JHEP10(2017)117 [arXiv:1708.02047 [hep-ph]].
- [59] T. Huber, S. Kränkl and X. Q. Li, *JHEP* **09** (2016), 112 doi:10.1007/JHEP09(2016)112 [arXiv:1606.02888 [hep-ph]].
- [60] M. V. Polyakov, “Hard exclusive electroproduction of two pions and their resonances,” *Nucl. Phys. B* **555**, 231 (1999) [hep-ph/9809483].
- [61] S. Descotes-Genon, A. Khodjamirian and J. Virto, *JHEP* **12** (2019), 083 doi:10.1007/JHEP12(2019)083 [arXiv:1908.02267 [hep-ph]].
- [62] M. Fujikawa *et al.* [Belle], *Phys. Rev. D* **78** (2008), 072006 doi:10.1103/PhysRevD.78.072006 [arXiv:0805.3773 [hep-ex]].

- [63] M. Beneke, Nucl. Part. Phys. Proc. **261-262** (2015), 311-337 doi:10.1016/j.nuclphysbps.2015.03.021 [arXiv:1501.07374 [hep-ph]].
- [64] S. Faller, T. Feldmann, A. Khodjamirian, T. Mannel and D. van Dyk, Phys. Rev. D **89** (2014) no.1, 014015 doi:10.1103/PhysRevD.89.014015 [arXiv:1310.6660 [hep-ph]].
- [65] Michael Gronau and David London, “Isospin analysis of CP asymmetries in B decays”, Phys. Rev. Lett. **65**, 3381–3384 (1990).
- [66] J. Charles, O. Deschamps, S. Descotes-Genon and V. Niess, “Isospin analysis of charmless B-meson decays”, Eur. Phys. J. C **77**, 574 (2017) 8.
- [67] F. Abudinén *et al.* (Belle-II Collaboration), “Measurement of the branching fraction and CP asymmetry of $B^0 \rightarrow \pi^0 \pi^0$ decays using $198 \times 10^6 B\bar{B}$ pairs in Belle II data”, Phys. Rev. D **107**, 112009 (2023) 11.
- [68] F. Abudinén *et al.* (Belle-II Collaboration), “Measurement of Branching Fraction and Longitudinal Polarization in $B^0 \rightarrow \rho^+ \rho^-$ Decays at Belle II”, arXiv:2206.12362
- [69] F. Abudinén *et al.* (Belle-II Collaboration), “Angular analysis of $B^+ \rightarrow \rho^+ \rho^0$ decays reconstructed in 2019, 2020, and 2021 Belle II data”, arXiv:2206.12362
- [70] P. Vanhoefer *et al.* (Belle Collaboration), “Study of $B^0 \rightarrow \rho^+ \rho^-$ decays and implications for the CKM angle ϕ_2 ”, Phys. Rev. D **93**, 032010 (2016), Addendum: Phys.Rev.D **94**, 099903 (2016)
- [71] J. Zhang *et al.* (Belle Collaboration), “Observation of $B^\mp \rightarrow \rho^\mp \rho^0$ ”, Phys. Rev. Lett. **91**, 221801 (2003)
- [72] B. Aubert *et al.* (BaBar Collaboration), “A Study of $B^0 \rightarrow \rho^+ \rho^-$ Decays and Constraints on the CKM Angle α ”, Phys. Rev. D **76**, 052007 (2007)
- [73] B. Aubert *et al.* (BaBar Collaboration), “Improved Measurement of $B^+ \rightarrow \rho^+ \rho^0$ Decays and Determination of the Quark-Mixing Phase Angle α ”, Phys. Rev. Lett. **102**, 141802 (2009)
- [74] M. Gronau, “A Precise sum rule among four $B \rightarrow K\pi$ CP asymmetries”, Phys. Lett. B **627**, 82–88 (2005)
- [75] R. L. Workman *et al.* (Particle Data Group), Prog. Theor. Exp. Phys. **2022**, 083C01 (2022)
- [76] F. Abudinén *et al.* (Belle-II Collaboration), “B-flavor tagging at Belle II”, Eur. Phys. J. C **82**, 283 (2022)

- [77] I. Bediaga, C. Göbel, “irect CP violation in beauty and charm hadron decays”, *Prog. Part. Nucle. Phys.* **114**, 103808 (2020)
- [78] R. Aaij *et al.* (LHCb Collaboration), “Direct CP violation in charmless three-body decays of B^\pm mesons”, *Phys. Rev. D* **108**, 012008 (2023)
- [79] R. Aaij *et al.* (LHCb Collaboration), “Search for direct CP violation in charged charmless $B \rightarrow PV$ decays”, *Phys. Rev. D* **108**, 012013 (2023)
- [80] R. Aaij *et al.* (LHCb Collaboration), “Amplitude Analysis of the $B^+ \rightarrow \pi^+\pi^+\pi^-$ decay”, *Phys. Rev. D* **101**, 012006 (2020)
- [81] R. Aaij *et al.* (LHCb Collaboration), “Observation of Several Sources of CP Violation in $B^+ \rightarrow \pi^+\pi^+\pi^-$ decays”, *Phys. Lett* **124**, 031801 (2020)
- [82] R. Aaij *et al.* (LHCb Collaboration), “Amplitude analysis of $B^+ \rightarrow \pi^+K^+K^-$ decays”, *Phys. Lett* **123**, 231802 (2019)
- [83] M. Gronau, O. F. Hernandez, D. London and J. L. Rosner, “Electroweak penguins and two-body B decays,” *Phys. Rev. D* **52**, 6374-6382 (1995) doi:10.1103/PhysRevD.52.6374 [arXiv:hep-ph/9504327 [hep-ph]].
- [84] I. Bediaga, R. E. Blanco, C. Göbel and R. Méndez-Galain, “A Direct Measurement of the CKM Angle γ ,” *Phys. Rev. Lett.* **81**, 4067 (1998)
- [85] R. Aaij *et al.*, “Measurement of CP violation in the three-body phase space of charmless B^\pm decays,” *Phys. Rev. Lett.* **81**, 4067 (1998)
- [86] J. H. Alvarenga Nogueira, I. Bediaga, T. Frederico, P. C. Magalhães, and J. Molina Rodriguez, “Suppressed $B \rightarrow PV$ CP asymmetry: CPT constraint”, *Phys. Rev. Rev. D.* **94**, 054028 (2016)
- [87] I. Bediaga, I. I. Bigi, A. Gomes, G. Guerrer, J. Miranda and A. C. dos Reis, “On a CP anisotropy measurement in the Dalitz plot”, *Phys. Rev. Rev. D.* **80**, 096006 (2009)
- [88] I. I. Bigi, “ CP Asymmetries in Many-Body Final States in Beauty & Charm Transitions, CP Asymmetries in many-body final states in beauty & charm transitions”, arXiv:1509.03899
- [89] A. Dery, Y. Grossman, S. Schacht, and A. Soffer, “Probing the $\Delta U = 0$ ” rule in three body charm decays, *J. High. Energy Phys.* **179**, (2021)
- [90] R. Aaij *et al.* (LHCb Collaboration), “Search for CP violation in charged charmless $B \rightarrow PV$ decays”, *Phys. Rev. D* **108**, 012013 (2023)
- [91] J. H. Christenson, J. W. Cronin, V. L. Fitch and R. Turlay, *Phys. Rev. Lett.* **13**, 138-140 (1964) doi:10.1103/PhysRevLett.13.138

- [92] B. Aubert *et al.* [BaBar], Phys. Rev. Lett. **86**, 2515-2522 (2001)
doi:10.1103/PhysRevLett.86.2515 [arXiv:hep-ex/0102030 [hep-ex]].
- [93] K. Abe *et al.* [Belle], Phys. Rev. Lett. **87**, 091802 (2001)
doi:10.1103/PhysRevLett.87.091802 [arXiv:hep-ex/0107061 [hep-ex]].
- [94] R. Aaij *et al.* [LHCb], Phys. Rev. Lett. **122**, no.21, 211803 (2019)
doi:10.1103/PhysRevLett.122.211803 [arXiv:1903.08726 [hep-ex]].
- [95] R. Aaij *et al.* [LHCb], Nature Phys. **13**, 391-396 (2017)
doi:10.1038/nphys4021 [arXiv:1609.05216 [hep-ex]].
- [96] R. Aaij *et al.* [LHCb], Phys. Rev. D **102**, no.5, 051101 (2020)
doi:10.1103/PhysRevD.102.051101 [arXiv:1912.10741 [hep-ex]].
- [97] R. Aaij *et al.* [LHCb], Phys. Rev. D **104**, no.11, 112008 (2021)
doi:10.1103/PhysRevD.104.112008 [arXiv:2109.02621 [hep-ex]].
- [98] R. Aaij *et al.* [LHCb], Phys. Rev. D **104**, no.5, 052010 (2021)
doi:10.1103/PhysRevD.104.052010 [arXiv:2104.15074 [hep-ex]].
- [99] C. Bierlich *et al.*, “A comprehensive guide to the physics and usage of PYTHIA 8.3”, SciPost Phys. Codebases, 8 (2022)
- [100] F. Abudinén *et al.*, Belle II collaboration, BELLE2-CONF-2023-003, 2023.
arXiv: 2305.01321
- [101] E. Waheed *et al.* (Belle Collaboration), “Study of $\bar{B}^0 \rightarrow D^+ h^- (h = K/\pi)$ decays at Belle”, Phys. Rev. D **105**, 012003 (2022)
- [102] T. Bloomfield *et al.* (Belle Collaboration), “Measurement of the branching fraction and CP asymmetry for $B \rightarrow \bar{D}^0 \pi$ decays”, Phys. Rev. D **105**, 072007 (2022)