

Pole trajectories of the $\Lambda(1405)$ helps establish its dynamical nature

Zejian Zhuang,¹ R. Molina,^{1,*} Jun-Xu Lu,² and Li-Sheng Geng^{2,3,4,5}

¹*Departamento de Física Teórica and IFIC, Centro Mixto Universidad de Valencia-CSIC, Parc Científic UV, C/ Catedrático José Beltrán, 2, 46980 Paterna, Spain*

²*School of Physics, Beihang University, Beijing 102206, China*

³*Beijing Key Laboratory of Advanced Nuclear Materials and Physics, Beihang University, Beijing 102206, China*

⁴*Peng Huanwu Collaborative Center for Research and Education, Beihang University, Beijing 100191, China*

⁵*Southern Center for Nuclear-Science Theory (SCNT), Institute of Modern Physics, Chinese Academy of Sciences, Huizhou 516000, China*

Chiral trajectories of dynamically generated resonances are connected to the SU(3) breaking pattern and their nature. From an analysis of a recent LQCD simulation on the $\pi\Sigma - \bar{K}N$ scattering for $I = 0$, and the study of the quark mass dependence of the octet baryons, we determine for the first time the trajectory of the two poles associated to the $\Lambda(1405)$ towards the symmetric point ($\text{Tr}[M] = \text{cte}$) accurately. Our result at unphysical pion mass is consistent with the lattice simulation at $m_\pi \simeq 200$ MeV and the extrapolation to the physical point, based on the NLO chiral lagrangian, agrees perfectly well with previous analyses of experimental data. Contrary to other works, we predict qualitatively similar trajectories at LO and up to NLO, being consistent with the dominance of the LO interaction. At the SU(3) symmetric point up to NLO, we obtain that the lower pole is located at $E^{(1)} = 1595 \pm 8$ MeV, being a singlet representation, while the higher pole belongs to the octet with a mass $E^{(8)} = 1600 \pm 4$ MeV. This can be tested in the future LQCD simulations.

Introduction: The $\Lambda(1405)$, discovered in bubble chamber experiments at low-energy K^-p scattering as a resonance decaying into $\pi^-\Sigma^+$ [1, 2], has been a subject of controversy for a long time. This is mainly because the attributed two-pole structure in the chiral unitary approach, which predicts a lower broad pole above the $\pi\Sigma$ threshold and a higher narrow pole below the $\bar{K}N$ threshold [3–15]. Only recently, the lower pole associated to the two-pole structure demanded by the chiral unitary approach has been included in the PDG [16] about 60 years later.

Its quantum numbers are $J^P = \frac{1}{2}^-$ [17]. It is also surprising the fact that, being the first negative parity excitation of the Λ , it is lighter than its nucleon counterpart by around 100 MeV. Actually, this can be naturally explained in the chiral unitary approach, considering the $N^*(1535)$ and the $\Lambda(1405)$ as dynamically generated resonances from the $K\Lambda$, $K\Sigma$ channels, and the $\bar{K}N$, $\pi\Sigma$ channels respectively, see [3, 5, 15, 18–20]. The interaction in these approaches is driven by the lowest order (LO) contribution in s-wave, the so-called Weinberg-Tomozawa term, which is attractive and leads to two poles in the unphysical sheet. At LO, Born diagrams are negligible when projecting in s-wave, and p -waves have also a small effect [13, 21, 22]. Off-shell effects have also small impact in the determination of the pole position of the $\Lambda(1405)$ [23–25].

Some of the NLO parameters in the chiral lagrangian are constrained by the mass splitting of the baryons, the pion-nucleon sigma term, and the strangeness content of the proton [26]. Yet, because of the unitarization process, these are usually kept as free parameters adjusted to experimental data. Actually, there is experimental data from LEPS, CLAS, COSY, HADES [17, 27–31], which has been used to fix these NLO parameters in theoretical analyses [32–34]. As a result from these analyses, the theoretical position of the higher pole is well constrained, while the position of the lower

one is not. Recent NNLO studies have also been conducted supporting the two pole structure [35]. By including experimental data on $\bar{K}N$, KN , and πN cross sections, the pole position of both poles are determined more precisely. This analysis yields, $E_1 = [1392 \pm 8 - i(102 \pm 15)]$ MeV, and, $E_2 = [1425 \pm 1 - i(13 \pm 4)]$ MeV. In all the studies based on the chiral unitary approach, the first pole couples more to $\pi\Sigma$, while the second one, also seen in $\pi\Sigma$, couples more strongly to $\bar{K}N$. For recent reviews of the $\Lambda(1405)$ see [36, 37].

The femtoscopy technique can be used for the extraction of the interaction from the measurement of correlation functions in pp collisions [15, 38]. Indeed, this technique has been used to infer the K^-p interaction, favoring also the presence of the two-pole structure [39]. However, there is still controversy, since analyses of recent JPARC data shows that, only one resonance is necessary to describe the line-shape [40].

In the past, the scarce lattice QCD (LQCD) simulations investigating the $\Lambda(1405)$, have considered only single baryon three quark interpolating fields [41–49]. The difficulties extracting two poles from the LQCD data were emphasized in [50]. However, a recent LQCD simulation was able to perform the simulation including also meson-baryon operators. These results were most welcome, since, for the first time, a signature of the lower pole of the $\Lambda(1405)$ has been observed, as a virtual bound state at a pion mass of ~ 200 MeV [51, 52]. The pole positions obtained in this simulation are, $E_1 = 1392(9)(2)(16)$ MeV, and $E_2 = 1455(13)(2)(17) - i 11.5(4.4)(4)(0.1)$ MeV. In [51, 52], the lower pole couples more to $\pi\Sigma$, and the higher to $\bar{K}N$, by a factor of ~ 2 , in line with earlier results based on the chiral unitary approach. Near these thresholds, the partial wave mixing with $l = 1$ was found to be insignificant.

Nonetheless, in [51, 52], the parameterization used to extract the pole is based on the effective range expansion (ERE) and the K -matrix formalism, neglecting the real part of the loop function used in [3, 5]. In addition, a chiral extrapolation to the physical point from the analyses of the energy levels of

* Raquel.Molina@ific.uv.es

[51, 52], to investigate the compatibility of the result with the experimental data, has not yet been done. The trajectory of the poles over the $\text{Tr}[M] = \text{cte}$ ¹ chiral trajectory towards the SU(3) symmetric limit has not been studied either from the analyses of the energy levels obtained in LQCD. We stress that, these kinds of trajectories are a fundamental property of the $\Lambda(1405)$ connected to the SU(3) breaking pattern and its plausible nature as a dynamically generated resonance.

First explorations of possible trajectories of the $\Lambda(1405)$ when increasing the pion mass can be found in [53–57]. In [53, 54] the LQCD data from earlier LQCD simulations were compared with the predictions from the chiral unitary approach, concluding that, it was important to include meson-baryon interpolating fields in the future simulations. In [55], the interaction is decomposed in irreducible representations in the SU(3) limit. At LO, the interaction is diagonal, and the singlet gives twice the attractive interaction than the octet. However, when the NLO terms are included the accidental symmetry of the two octets in SU(3) is lifted. The trajectories of the poles from the SU(3) limit to the physical values are investigated by employing the chiral unitary approach at NLO with LECs fixed to experimental data on K^-p scattering [36]. The subtraction constants are fixed using a scheme where $\mu = m_B$ and $a(\mu)$ is such that $G(\sqrt{s} = m_B, a(\mu)) = 0$ [58, 59]. Thus, the pole positions of the $\Lambda(1405)$ are evaluated at different scales over a chiral trajectory. The results of the lower pole at $m_\pi \approx 200$ MeV differ significantly if the subtraction constant is kept fixed instead. The values of the subtraction constants obtained are substantially far from $a = -2$, the natural value for dynamically generated resonances [4]. In the SU(3) limit, and at LO, the lower pole of the $\Lambda(1405)$ belongs to the singlet, and the higher pole and the $\Lambda(1680)$, are part of the octet. In [55] the energies of these poles become 1704 and 1788 MeV, for the singlet and two octets respectively, while there is some small breaking effect at NLO leading to two separated octets in this limit. An interesting feature observed in [55] is that, when the NLO terms are included, the trajectories of the two poles of the $\Lambda(1405)$ are exchanged with respect to the LO result. In [55], the LECs, m_0 , b_0 , b_D , and b_F are obtained from a fit to the isospin average values of the octet baryon masses, and the baryon masses given in [49]. The values of the LECs, are taken from [60], that correspond to the masses and decay constants of pseudoscalar mesons over $m_s = \text{cte}$ trajectories from an old MILC simulation. Thus, in their analysis, no LQCD data on pseudoscalar meson and baryon masses over the $\text{Tr}[M] = \text{cte}$ trajectories, or over the SU(3) symmetric trajectory, are included.

In [56], the trajectories of the poles within the LO chiral unitary approach are studied, when the pion mass increases over the trajectory of the PACS-CS data (for $m_s = \text{cte}$, within a range of pion masses from 137 to 497 MeV [61, 62]). For a pion mass of $m_\pi \approx 200$ MeV, the lower pole becomes a virtual state with imaginary part different from zero, and for 300 MeV, it becomes a bound state. Note that, in [51, 52], the

lower state corresponds to a virtual bound state at 200 MeV, yet, the trajectory corresponds to $\text{Tr}[M] = \text{cte}$ instead.

In [57], the trajectories of the two poles of the $\Lambda(1405)$ are studied for the CLS ensembles, within the leading order in a renormalizable framework of covariant chiral effective field theory. However, in none of the previous recent works [55–57], the energy levels for $\bar{K}N, \pi\Sigma$ scattering from the LQCD simulation of [51, 52] have been analyzed.

The trajectories of the two poles of the $\Lambda(1405)$ are connected inherently to the dynamically generated nature of the resonance through the SU(3) symmetry breaking pattern. In this work, we analyze for the first time the energy levels from [51, 52]. First, the recent data on baryon masses on $\text{Tr}[M] = \text{cte}$ trajectories of the RQCD Collaboration [63] for the CLS ensembles, are studied. This is done in the framework of one-loop NLO covariant baryon chiral perturbation theory. Then, we analyze the energy levels from the simulation of [51, 52], and investigate the trajectories of the two poles of the $\Lambda(1405)$ towards the symmetric point, with the chiral unitary approach at NLO. Moreover, we study the effect of the NLO term on these trajectories with respect to the LO prediction, and study the effect of considering the quark mass dependence of the subtraction constants.

Formalism: The SU(3) chiral lagrangians for the meson-baryon interaction are given in [64–67]. For *isospin, strangeness, I = 0, S = -1*, we consider the channels $i, j = \pi\Sigma, \bar{K}N, \eta\Lambda, K\Sigma$. For lower energies, the interaction kernel up to NLO reads [12],

$$V_{ij} = -\frac{N_i N_j}{4f^2} [C_{ij}(2\sqrt{s} - M_i - M_j) - 4(D_{ij} - 2k_\mu k'^\mu L_{ij})] \quad (1)$$

where $N_i = \sqrt{(M_i + E_i)/2M_i}$, and M_i, E_i stands for the baryon mass and energy of the channel i , respectively. The first term in the above equation represents the Weinberg-Tomowawa (WT) interaction (LO), while the second one, comes from the polynomial part of the NLO lagrangian. In Eq. (1) the D_{ij}, L_{ij} coefficients are a combination of LECs from the NLO pseudoscalar meson-octet baryon chiral lagrangian, b_0, b_D, b_F , and $d_i, i = 1, 4$. These combinations are given in appendix A of [12]. See also [6]. The LECs b_0, b_D , and b_F are also present in the quark meson mass dependence of the baryon masses. We consider one-loop covariant chiral perturbation theory for the latter. See Eqs. (15) to (17) in S. M. A². The LECs b_0, b_D , and b_F are fitted to the data of the recent study by the RQCD collaboration on the quark mass dependence of baryons for the CLS ensembles [63], that include the $\text{Tr}[M] = \text{cte}$ trajectory³. This fit done in this work is discussed in S. M. A. The values obtained for these LECs are,

$$\begin{aligned} b_0 &= -0.65 \pm 0.01, & b_D &= 0.07 \pm 0.001, \\ b_F &= -0.38 \pm 0.001, \end{aligned} \quad (2)$$

² S. M. stands for the Supplemental Material.

³ Since the quark masses are related to the squared masses of the pseudoscalar mesons at LO, $M_{0P}^2, P = \pi, K$, this trajectory is $m_{0K}^2 + \frac{1}{2}m_{0\pi}^2 = B_0 \text{cte}$. We find $B_0 \text{cte} = 0.242 \text{ GeV}^2$ from the fit discussed in S. M. A.

¹ Here M stands for the quark mass matrix.

in units of GeV^{-1} . The baryon mass obtained in the chiral limit is $m_0 = 840 \pm 12$ MeV. On the other hand, the masses of the pseudoscalar mesons in NLO ChPT, are given in S. M. B.

The quark mass dependence of the pseudoscalar meson masses m_ϕ and decay constants f_ϕ , with $\phi = \pi, K, \eta$, was studied, fitting to the data from the CLS ensembles, in [68]. In the present work, we take the values of the LECs L 's obtained from the global fit, Table X of [68]. In Eq. (1), the interaction depends explicitly on the decay constants. Since both, light and strange mesons are present in the channels $i, i = 1, 4$, we take the average $f = (f_\pi + f_K + f_\eta)/3$. While in Eq. (17), we explicitly consider f_ϕ . Thus, we also consider the pion mass dependence on f through f_π, f_K , and f_η .

The scattering amplitude in the infinite volume can be written as

$$T^{-1} = V_0^{-1} - G, \quad (3)$$

where $V_0 \equiv V_{(L=0)}$ is the s -wave projection of Eq. (1), and G is a diagonal matrix with the meson-baryon loop functions, whose elements are

$$G_j = 2iM_j \int \frac{d^4q}{(2\pi)^4} \frac{1}{q^2 - m_j^2 + i\epsilon} \frac{1}{(P - q)^2 - M_j^2 + i\epsilon}. \quad (4)$$

The above equation can be evaluated with dimensional regularization (DR) or using a cutoff q_{\max} [53]. We call these functions G^{DR} and G^{co} , respectively. The subtraction constants depend on the meson and baryon masses. Here we follow the choice of Ref. [69], where

$$a(\mu) = -\frac{2}{m_1 + m_2} \left[m_1 \log \left(1 + \sqrt{1 + \frac{m_1^2}{q_{\max}^2}} \right) + m_2 \log \left(1 + \sqrt{1 + \frac{m_2^2}{q_{\max}^2}} \right) \right] + 2 \log \left(\frac{\mu}{q_{\max}} \right). \quad (5)$$

We set the scale $\mu = 630$ MeV [3]. In the finite volume, neglecting the effect from higher partial waves, the scattering amplitude reads,

$$\tilde{T}^{-1} = V_0^{-1} - \tilde{G}, \quad (6)$$

where \tilde{G} can be calculated in the DR scheme as,

$$\tilde{G}(P^0, \vec{P}) = G^{DR}(P^0, \vec{P}) + \lim_{q_{\max} \rightarrow \infty} \Delta G(P_0, \vec{P}, q_{\max}), \quad (7)$$

and G^{DR} , the loop function in the infinite volume, is given in [53] and $\Delta G = \tilde{G}^{co} - G^{co}$. For the case of moving frames, \tilde{G}^{co} reads,

$$\tilde{G}^{co} = \frac{1}{L^3} \sum_n^{q_{\max}} \frac{E}{P_0} I(q^*), \quad (8)$$

being q^* the center-of-mass (CM) frame momentum, $\vec{q}_1^* + \vec{q}_2^* = 0$, which can be written in terms of the boosted momentum, $P^\mu = \vec{q}_1^\mu + \vec{q}_2^\mu$, with $s = P_0^2 - \vec{P}^2$, and the factor E/P_0 ,

is the jacobian of the transformation. The function $I(q)$ reads,

$$I(\vec{q}) = \frac{\omega_1(q) + \omega_2(q)}{2\omega_1(q)\omega_2(q) [P_0^2 - (\omega_1(q) + \omega_2(q))^2 + i\epsilon]}, \quad (9)$$

with $\omega_i = \sqrt{q^2 + m_i^2}$, and $q = |\vec{q}|$. Since we neglect effects from higher partial waves, the energy levels are given solely by [70],

$$\det[I - V_0 \tilde{G}] = 0. \quad (10)$$

Near to the resonance region around $\sqrt{s_0}$, the amplitude behaves as

$$T_{ij} \simeq \frac{g_i g_j}{\sqrt{s} - \sqrt{s_0}}, \quad (11)$$

where g_i is the coupling to the channel i . The phase shifts, can be written as,

$$p \cot \delta_j = -\frac{8\pi E}{2M_j} (T_{jj})^{-1} + i p_j, \quad (12)$$

where T is given by Eq. (3), and V_0 is fitted to the energy levels by means of Eq. (10).

Results and discussions: We fit to the energy levels of Refs [51, 52] using Eq. (10), with the s -wave projection of the NLO interaction in Eq. (1). The χ^2 is given by

$$\chi^2 = \Delta E^T C^{-1} \Delta E, \quad (13)$$

where C is the covariance matrix, which can be evaluated from the raw data of Ref [51], and $\Delta E_i = E'_i - E_i$, is the difference between the lattice energy level and the predicted one. Note that the pion mass of Refs. [51, 52] corresponds to $m_\pi \simeq 200$ MeV. The result of the energy levels for the two-coupled-channel finite volume scattering is given in Fig. 1. The energy levels

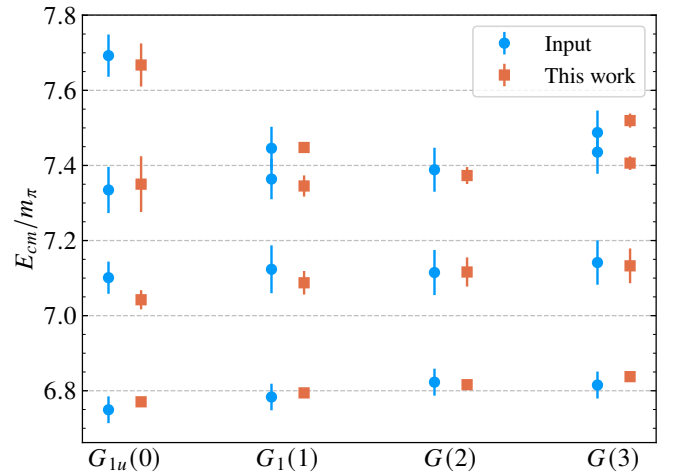


FIG. 1. (Color online) Finite-volume spectrum (circle points) in the center-of-mass frame used as input to constrain the free parameters of the chiral Lagrangian up to NLO.

from the LQCD simulation are very well reproduced by the

NLO interaction. We have included in the fit the first four energy levels, with all data points shown in Fig. 1. The value of the reduced- χ^2 obtained is $\chi^2_{\text{dof}} = 2.2$. If the correlation matrix between the energy levels is omitted, the value obtained is $\chi^2_{\text{dof}} = 0.4$. Thus, the correlation matrix constrains significantly the NLO parameters. The results of the LECs d_i and the cutoff q_{max} are given in Table I. In this fit, the b_0 , b_D , and

TABLE I. Results for the LECs and cutoff q_{max} obtained in the fit. The LECs are given in units of GeV^{-1} .

d_1	d_2	d_3	d_4	q_{max} [MeV]
-0.4 ± 0.7	0.024 ± 0.001	-0.1 ± 0.4	-0.6 ± 0.7	711 ± 90

b_F are fixed to reproduce the quark mass dependence of the baryons, as explained in S. M. A, including the trajectories of CLS ensembles [63]. In Fig. 2, we show the pole positions inside the $1\text{-}\sigma$ confident level (68%)⁴ where the colors stand for the strength of the couplings $|g_i|$. We find two poles, the lower pole being a virtual state, whereas the higher pole corresponds to a resonance below the $\bar{K}N$ threshold. In Table II we give the pole positions and couplings of the poles for $m_\pi = 138$, 200, and 423 MeV, where 423 MeV corresponds to the SU(3) limit. The positions of the two poles agree very well with the values

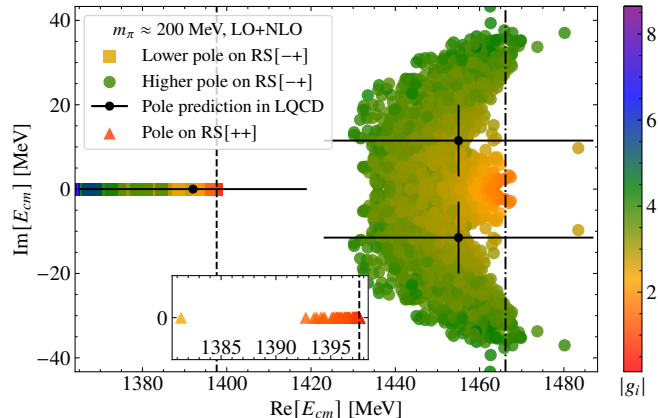


FIG. 2. (Color online) The pole positions of the $\Lambda(1405)$ for $m_\pi \approx 200$ MeV at $1\text{-}\sigma$ (68%) confidence level. The error bars in black denote the LQCD results. The dashed line represents the $\pi\Sigma$ threshold and the dot-dashed line is the $\bar{K}N$ threshold, similar to other figures.

obtained in the LQCD, which are $z_1 = 1392(9)(2)(16)$ MeV, $z_2 = 1455(13)(2)(17) - i11.5(4.4)(4)(0.1)$ for $m_\pi \approx 200$ MeV. The ratios of the couplings that we obtain are

$$\left| \frac{g_{\pi\Sigma}^{(1)}}{g_{\bar{K}N}^{(1)}} \right| = 2.5 \pm 1.8, \quad \left| \frac{g_{\pi\Sigma}^{(2)}}{g_{\bar{K}N}^{(2)}} \right| = 0.4 \pm 0.1, \quad (14)$$

⁴ Note that the lower pole in some fits inside the $1\text{-}\sigma$ confidence level becomes a bound state. In these cases, we find $z_B = 1396 \pm 2$ MeV, $g_{\pi\Sigma} = 1.2 \pm 0.1$, $g_{\bar{K}N} = 1.6 \pm 0.2$, and $|g_{\pi\Sigma}/g_{\bar{K}N}| = 0.8 \pm 0.1$.

where the first ratio is for the lower pole, while the second one is for the higher pole. We see that the first pole couples strongly to $\pi\Sigma$ and the second one to $\bar{K}N$ with the ratios compatible with the LQCD study [51, 52]. When we perform the extrapolation to the physical point of the two-coupled-channel calculation, the position of the higher pole at $m_\pi = 138$ MeV agrees also remarkable well with previous experimental data analysis, as shown in Fig. 3. For $m_\pi \approx 200$ MeV, we also obtain phase shifts that resemble very well the ones obtained in Refs [51, 52], see Fig. 4.

Next, we comment on the results obtained in the SU(3) limit, which is based on the four-coupled-channel calculation, including $\eta\Lambda$ and $K\Xi$, as prediction from the two-coupled-channel LQCD analysis. Up to NLO, we obtain $E^{(1)} = 1595 \pm 8$ MeV, $E^{(8)} = 1600 \pm 4$, and $E^{(8')} = 1616 \pm 4$ MeV.⁵ We compare the NLO results with the LO ones using the subtraction constants depending on the meson and baryon masses, as given by Eq. (5). In Fig. 5, we plot the contour of $|\det[1 - VG]|$ as a function of the complex energy E_{cm} at LO (left panel) and up to NLO (right panel). The detail of the LO calculation is presented in S. M. C. At LO, the two higher poles become two degenerate poles, and we obtain $E^{(1)} = 1563 \pm 13$ MeV, $E^{(8)} = E^{(8')} = 1618 \pm 2$ MeV. We also obtain a small breaking at NLO, i.e., $\Delta E = E^{(8')} - E^{(8)} = 16$ MeV, and both $\Lambda(1405)$ poles are located on the physical sheet, like in Ref. [55]. However, the pole positions that we get are around 150 MeV lower than the ones of Ref. [55].

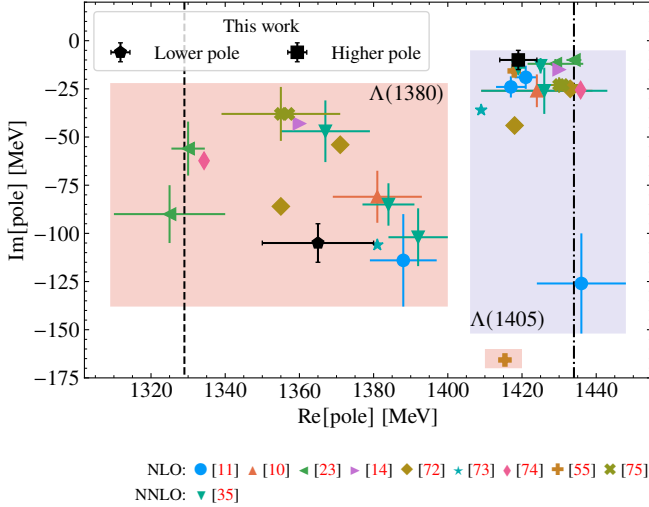
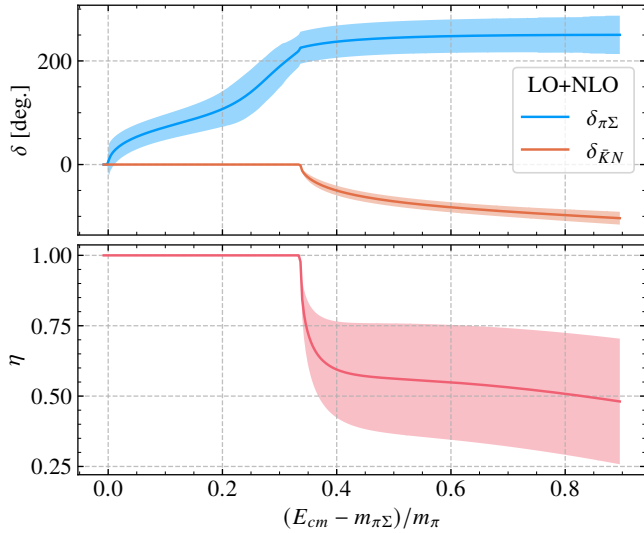
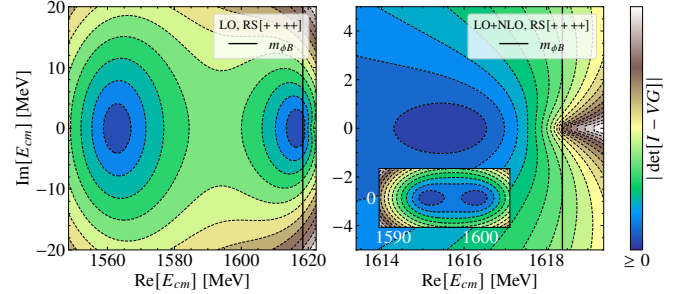
Finally, we show our prediction for the trajectories of the poles towards the SU(3) limit in Fig. 6, where we show the results at LO and up to NLO, see also Fig. 9 in S. M. E. Looking at Fig. 6, we see that, at LO (NLO), the lower pole evolves from a resonance to a virtual state at $m_\pi = 196$ (176) MeV. Then, it becomes a bound state at $m_\pi = 234$ (276) MeV and a singlet pole at the symmetric point. On the other hand, the higher pole changes from a resonance to a bound state at $m_\pi = 418$ (354) MeV, close to the symmetric point. Both, the higher pole of the $\Lambda(1405)$ and the $\Lambda(1680)$ go to the octet representations 8 and 8', respectively, coinciding exactly at LO. While in Ref. [55] it was predicted that at NLO the trajectories would exchange with respect to the LO, we obtain here qualitatively similar results at LO, but the trajectories do not exchange at NLO. Indeed, the results for NLO and LO are similar, except for the width of the lower pole that is larger up to NLO. This is reinforcing the fact that the LO contribution is dominant. Nevertheless, we have analyzed the LQCD data with $m_\pi \approx 200$ MeV, and our extrapolation to the physical point agrees remarkably well with the experiment, while the NLO extrapolation to $m_\pi \approx 200$ MeV of Ref. [55] with the scheme for $a(\mu)$ of [58, 59] is not compatible with the result of the LQCD simulation, see Fig. A4 of [55].

Note that, we have conducted a proper analysis of the LQCD data on baryon masses for several chiral trajectories including the CLS data, while in Ref. [55] the b 's are fixed to older

⁵ The pole positions are given in the irreducible representation basis. This basis and the hadron basis are related through Clebsch-Gordan SU(3) coefficients [71].

TABLE II. Pole positions of the $\Lambda(1405)$ for $m_\pi = 138, 200,$ and 423 MeV.

m_π [MeV]	138		200		423		
	z_1	z_2	z_1	z_2	z_1	z_2	z_3
Pole [MeV]	$1365 \pm 15 - i(105 \pm 10)$	$1419 \pm 5 - i(10 \pm 5)$	1378 ± 17	$1454 \pm 8 - i(12 \pm 11)$	1595 ± 8	1600 ± 4	1616 ± 4
$ g_{\pi\Sigma} $	2.8 ± 0.3	1.0 ± 0.4	4.1 ± 1.3	1.3 ± 0.6	1.7 ± 0.4	0.6 ± 0.3	1.2 ± 0.3
$ g_{\bar{K}N} $	1.9 ± 0.7	3.0 ± 0.6	1.7 ± 0.8	3.0 ± 0.5	1.4 ± 0.4	2.0 ± 0.4	0.3 ± 0.4
$\frac{ g_{\pi\Sigma} }{ g_{\bar{K}N} }$	1.5 ± 0.6	0.3 ± 0.1	2.5 ± 1.8	0.4 ± 0.1	1.2 ± 0.4	0.3 ± 0.7	4.0 ± 1.2

FIG. 3. (Color online) The pole positions of the two $\Lambda(1405)$ poles (color in black) up to NLO obtained in the present study. We compare our results with other studies [10, 11, 14, 23, 35, 55, 72–75].FIG. 4. (Color online) Inelasticity η and phase shift $\delta_{\pi\Sigma}$ and $\delta_{\bar{K}N}$ up to NLO against center-of-mass energy difference with respect to the $\pi\Sigma$ threshold.FIG. 5. (Color online) The contour of $|\det[I - VG]|$ in the SU(3) limit. The blue contours represent the pole positions of the four-coupled-channel scattering amplitude on the physical sheet.

data of Ref. [49] on $m_s = \text{cte}$. Our input on the LQCD data on the f_π quark mass dependence is also based on a much more recent analysis of the LQCD data [68]. Moreover, the subtraction constants in Ref. [55] change with the scale $\mu = m_{Bi}$ [58, 59], while we fix the scale $\mu = 630$ MeV, and take into account the quark mass dependence of the subtraction constant a from Ref. [69]. Also, the values of the subtraction constants obtained in Ref. [55] are far away from the natural value, while in this work, we obtain $a \simeq -2$ [9]. Specifically, from Eq. (5), one gets, $a_{\pi\Sigma} = -2.30(-2.33)$, and $a_{\bar{K}N} = -2.10(-2.07)$ for $m_\pi = 200$ MeV (138 MeV). In the SU(3) limit we obtain $a_i = -2.25$. Indeed, the trajectories of the poles in the chiral unitary framework were studied first in [5] at LO and also in [76] up to NLO. The results of [5, 76] do not show that these trajectories are switched, but the trends at LO and up to NLO are similar. Here we are also consistent with the qualitative trends obtained in [5, 76] using the parameter x controlling the hadron masses (varying it from $x = 0$ to $x = 1$). However, the values obtained here for the two poles at the symmetric point differ significantly (~ 100 MeV) from the ones in [5, 76]. Obviously, the reason is that we have used here a more realistic description of the baryon masses based on covariant chiral perturbation theory with the input of the LQCD data [63] on several trajectories. We think that our approach is much more reliable concerning the quark mass dependence of the $\Lambda(1405)$ poles.

Conclusion and outlook: In this work, we have conducted an analysis of both, LQCD data on $\pi\Sigma - \bar{K}N$ scattering for $I = 0$ (energy levels), and data on the quark mass dependence of the

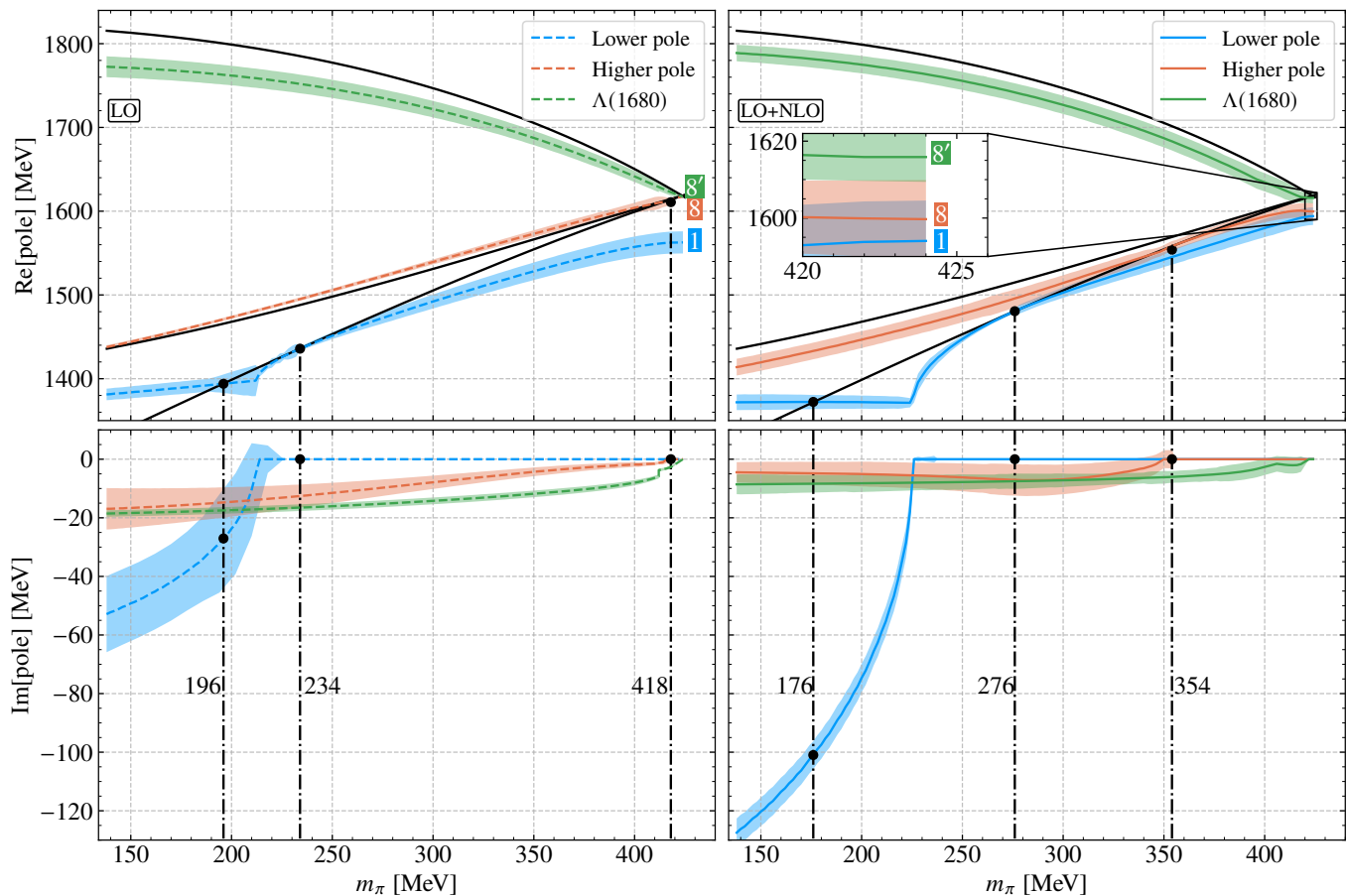


FIG. 6. (Color online) The trajectories of the three poles at LO (left panel) and up to NLO (right panel) for the $\Lambda(1405)$ and $\Lambda(1680)$. The lines in black are the thresholds, i.e., $m_{\pi\Sigma}$, $m_{\bar{K}N}$, and $m_{K\Xi}$.

octet baryon masses. The theoretical framework used is based on the NLO chiral Lagrangians for the meson-baryon interaction, and covariant baryon chiral perturbation theory for the baryon masses. We have also implemented the quark mass dependence of the subtraction constants in the meson-baryon loops following the scheme of [69]. The pseudoscalar meson and decay constant quark mass dependence is taken from a recent LQCD analysis on several types of chiral trajectories [68]. In this way, we obtain the most precise determination of the trajectories of the two poles of the $\Lambda(1405)$ towards the symmetric point ($\text{Tr}[M] = \text{cte}$). Our result for the two poles is consistent with both, LQCD pole extraction at $m_\pi \simeq 200$ MeV [51, 52], and experimental data analyses. At the symmetric point, we obtain that both poles lie on the physical Riemann sheet. While the lower pole belongs to the singlet and is located at $E^{(1)} = 1595 \pm 8$ MeV, the higher pole is in the octet representation and has a mass $E^{(8)} = 1600 \pm 4$ MeV.

Since the chiral trajectories of the poles are connected to the dynamical nature of resonances, we believe that the results obtained here reinforce the fact that the $\Lambda(1405)$ corresponds to a dynamically generated resonance from the $\pi\Sigma - \bar{K}N$ chan-

nels. This study can be extended in the future to other states, such as the controversial $N^*(1535)$. The present work can be tested in the future LQCD simulations.

ACKNOWLEDGMENTS

We are grateful to J. A. Oller, J. R. Pelaez, S. Cruz-Alzaga, and F. Gil-Dominguez for useful discussions, and to J. Bulava and the BaSc Collaboration for making the data available to us. R. M. acknowledges support from the CIDEAGENT program with Ref. CIDEAGENT/2019/015, the Spanish Ministerio de Economía y Competitividad and European Union (NextGenerationEU/PRTR) by the grant with Ref. CNS2022-136146. L. S. G. acknowledges supports from the National Key R&D Program of China under Grant No. 2023YFA1606700. This work is also partly supported by the Spanish Ministerio de Economía y Competitividad (MINECO) and European FEDER funds under Contracts No. FIS2017-84038-C2-1-P B, PID2020-112777GB-I00, and by Generalitat Valenciana under contract PROMETEO/2020/023. This project has received funding from the European Union Horizon 2020 research and innovation program under the program H2020-INFRAIA-2018-1, grant agreement No. 824093 of the STRONG-2020 project.

- [1] R. H. Dalitz and S. F. Tuan, *Phys. Rev. Lett.* **2**, 425 (1959).
- [2] R. H. Dalitz and S. F. Tuan, *Annals Phys.* **10**, 307 (1960).
- [3] E. Oset and A. Ramos, *Nucl. Phys. A* **635**, 99 (1998), arXiv:nucl-th/9711022.
- [4] J. A. Oller and U. G. Meissner, *Phys. Lett. B* **500**, 263 (2001), arXiv:hep-ph/0011146.
- [5] D. Jido, J. A. Oller, E. Oset, A. Ramos, and U. G. Meissner, *Nucl. Phys. A* **725**, 181 (2003), arXiv:nucl-th/0303062.
- [6] B. Borasoy, R. Nissler, and W. Weise, *Eur. Phys. J. A* **25**, 79 (2005), arXiv:hep-ph/0505239.
- [7] B. Borasoy, U. G. Meissner, and R. Nissler, *Phys. Rev. C* **74**, 055201 (2006), arXiv:hep-ph/0606108.
- [8] T. Hyodo and W. Weise, *Phys. Rev. C* **77**, 035204 (2008), arXiv:0712.1613 [nucl-th].
- [9] Y. Ikeda, T. Hyodo, and W. Weise, *Phys. Lett. B* **706**, 63 (2011), arXiv:1109.3005 [nucl-th].
- [10] Y. Ikeda, T. Hyodo, and W. Weise, *Nucl. Phys. A* **881**, 98 (2012), arXiv:1201.6549 [nucl-th].
- [11] Z.-H. Guo and J. A. Oller, *Phys. Rev. C* **87**, 035202 (2013), arXiv:1210.3485 [hep-ph].
- [12] A. Feijoo, V. K. Magas, and A. Ramos, *Phys. Rev. C* **92**, 015206 (2015), arXiv:1502.07956 [nucl-th].
- [13] A. Feijoo, V. Magas, and A. Ramos, *Phys. Rev. C* **99**, 035211 (2019), arXiv:1810.07600 [hep-ph].
- [14] D. Sadasivan, M. Mai, and M. Döring, *Phys. Lett. B* **789**, 329 (2019), arXiv:1805.04534 [nucl-th].
- [15] R. Molina, C.-W. Xiao, W.-H. Liang, and E. Oset, *Phys. Rev. D* **109**, 054002 (2024), arXiv:2310.12593 [hep-ph].
- [16] P. A. Zyla *et al.* (Particle Data Group), *PTEP* **2020**, 083C01 (2020).
- [17] K. Moriya *et al.* (CLAS), *Phys. Rev. Lett.* **112**, 082004 (2014), arXiv:1402.2296 [hep-ex].
- [18] N. Kaiser, P. B. Siegel, and W. Weise, *Nucl. Phys. A* **594**, 325 (1995), arXiv:nucl-th/9505043.
- [19] N. Kaiser, T. Waas, and W. Weise, *Nucl. Phys. A* **612**, 297 (1997), arXiv:hep-ph/9607459.
- [20] J. Nieves and E. Ruiz Arriola, *Phys. Rev. D* **64**, 116008 (2001), arXiv:hep-ph/0104307.
- [21] D. Jido, E. Oset, and A. Ramos, *Phys. Rev. C* **66**, 055203 (2002), arXiv:nucl-th/0208010.
- [22] A. Cieplý and V. Krejčířík, *Nucl. Phys. A* **940**, 311 (2015), arXiv:1501.06415 [nucl-th].
- [23] M. Mai and U.-G. Meißner, *Eur. Phys. J. A* **51**, 30 (2015), arXiv:1411.7884 [hep-ph].
- [24] M. Mai and U.-G. Meissner, *Nucl. Phys. A* **900**, 51 (2013), arXiv:1202.2030 [nucl-th].
- [25] A. Cieplý, M. Mai, U.-G. Meißner, and J. Smejkal, *Nucl. Phys. A* **954**, 17 (2016), arXiv:1603.02531 [hep-ph].
- [26] J. Gasser, H. Leutwyler, and M. E. Sainio, *Phys. Lett. B* **253**, 252 (1991).
- [27] M. Niiyama *et al.*, *Phys. Rev. C* **78**, 035202 (2008), arXiv:0805.4051 [hep-ex].
- [28] K. Moriya *et al.* (CLAS), *Phys. Rev. C* **87**, 035206 (2013), arXiv:1301.5000 [nucl-ex].
- [29] H. Y. Lu *et al.* (CLAS), *Phys. Rev. C* **88**, 045202 (2013), arXiv:1307.4411 [nucl-ex].
- [30] I. Zychor *et al.*, *Phys. Lett. B* **660**, 167 (2008), arXiv:0705.1039 [nucl-ex].
- [31] G. Agakishiev *et al.* (HADES), *Phys. Rev. C* **87**, 025201 (2013), arXiv:1208.0205 [nucl-ex].
- [32] M. Hassanvand, S. Z. Kalantari, Y. Akaishi, and T. Yamazaki, *Phys. Rev. C* **87**, 055202 (2013), [Addendum: *Phys.Rev.C* **88**, 019905 (2013)], arXiv:1210.7725 [nucl-th].
- [33] L. Roca and E. Oset, *Phys. Rev. C* **87**, 055201 (2013), arXiv:1301.5741 [nucl-th].
- [34] M. Bayar, R. Pavao, S. Sakai, and E. Oset, *Phys. Rev. C* **97**, 035203 (2018), arXiv:1710.03964 [hep-ph].
- [35] J.-X. Lu, L.-S. Geng, M. Doering, and M. Mai, *Phys. Rev. Lett.* **130**, 071902 (2023), arXiv:2209.02471 [hep-ph].
- [36] M. Mai, *Eur. Phys. J. ST* **230**, 1593 (2021), arXiv:2010.00056 [nucl-th].
- [37] U.-G. Meißner, *Symmetry* **12**, 981 (2020), arXiv:2005.06909 [hep-ph].
- [38] S. Acharya *et al.* (ALICE), *Phys. Rev. Lett.* **124**, 092301 (2020), arXiv:1905.13470 [nucl-ex].
- [39] S. Acharya *et al.* (ALICE), *Eur. Phys. J. C* **83**, 340 (2023), arXiv:2205.15176 [nucl-ex].
- [40] S. Aikawa *et al.* (J-PARC E31), *Phys. Lett. B* **837**, 137637 (2023), arXiv:2209.08254 [nucl-ex].
- [41] P. Gubler, T. T. Takahashi, and M. Oka, *Phys. Rev. D* **94**, 114518 (2016), arXiv:1609.01889 [hep-lat].
- [42] B. J. Menadue, W. Kamleh, D. B. Leinweber, and M. S. Mahbub, *Phys. Rev. Lett.* **108**, 112001 (2012), arXiv:1109.6716 [hep-lat].
- [43] G. P. Engel, C. B. Lang, and A. Schäfer (BGR (Bern-Graz-Regensburg)), *Phys. Rev. D* **87**, 034502 (2013), arXiv:1212.2032 [hep-lat].
- [44] G. P. Engel, C. B. Lang, D. Mohler, and A. Schäfer (BGR), *Phys. Rev. D* **87**, 074504 (2013), arXiv:1301.4318 [hep-lat].
- [45] Y. Nemoto, N. Nakajima, H. Matsufuru, and H. Suganuma, *Phys. Rev. D* **68**, 094505 (2003), arXiv:hep-lat/0302013.
- [46] T. Burch, C. Gatttringer, L. Y. Glozman, C. Hagen, D. Hierl, C. B. Lang, and A. Schafer, *Phys. Rev. D* **74**, 014504 (2006), arXiv:hep-lat/0604019.
- [47] T. T. Takahashi and M. Oka, *Phys. Rev. D* **81**, 034505 (2010), arXiv:0910.0686 [hep-lat].
- [48] S. Meinel and G. Rendon, *Phys. Rev. D* **105**, L051505 (2022), arXiv:2107.13084 [hep-ph].
- [49] J. M. M. Hall, W. Kamleh, D. B. Leinweber, B. J. Menadue, B. J. Owen, A. W. Thomas, and R. D. Young, *Phys. Rev. Lett.* **114**, 132002 (2015), arXiv:1411.3402 [hep-lat].
- [50] A. Martinez Torres, M. Bayar, D. Jido, and E. Oset, *Phys. Rev. C* **86**, 055201 (2012), arXiv:1202.4297 [hep-lat].
- [51] J. Bulava *et al.* (Baryon Scattering (BaSc)), *Phys. Rev. D* **109**, 014511 (2024), arXiv:2307.13471 [hep-lat].
- [52] J. Bulava *et al.* (Baryon Scattering (BaSc)), *Phys. Rev. Lett.* **132**, 051901 (2024), arXiv:2307.10413 [hep-lat].
- [53] R. Molina and M. Döring, *Phys. Rev. D* **94**, 056010 (2016), [Addendum: *Phys.Rev.D* **94**, 079901 (2016)], arXiv:1512.05831 [hep-lat].
- [54] R. Pavao, P. Gubler, P. Fernandez-Soler, J. Nieves, M. Oka, and T. T. Takahashi, *Phys. Lett. B* **820**, 136473 (2021), arXiv:2010.01270 [hep-lat].
- [55] F.-K. Guo, Y. Kamiya, M. Mai, and U.-G. Meißner, *Phys. Lett. B* **846**, 138264 (2023), arXiv:2308.07658 [hep-ph].
- [56] J.-M. Xie, J.-X. Lu, L.-S. Geng, and B.-S. Zou, *Phys. Rev. D* **108**, L111502 (2023), arXiv:2307.11631 [hep-ph].
- [57] X.-L. Ren, (2024), arXiv:2404.02720 [hep-ph].
- [58] M. F. M. Lutz and E. E. Kolomeitsev, *Nucl. Phys. A* **700**, 193 (2002), arXiv:nucl-th/0105042.
- [59] T. Hyodo, D. Jido, and A. Hosaka, *Phys. Rev. C* **78**, 025203 (2008), arXiv:0803.2550 [nucl-th].
- [60] J. Nebreda and J. R. Pelaez, *Phys. Rev. D* **81**, 054035 (2010),

- arXiv:1001.5237 [hep-ph].
- [61] S. Aoki *et al.* (PACS-CS), *Phys. Rev. D* **79**, 034503 (2009), arXiv:0807.1661 [hep-lat].
- [62] X. L. Ren, L. S. Geng, J. Martin Camalich, J. Meng, and H. Toki, *JHEP* **12**, 073 (2012), arXiv:1209.3641 [nucl-th].
- [63] G. S. Bali, S. Collins, P. Georg, D. Jenkins, P. Korcyl, A. Schäfer, E. E. Scholz, J. Simeth, W. Söldner, and S. Weishäupl (RQCD), *JHEP* **05**, 035 (2023), arXiv:2211.03744 [hep-lat].
- [64] A. Pich, *Rept. Prog. Phys.* **58**, 563 (1995), arXiv:hep-ph/9502366.
- [65] G. Ecker, *Prog. Part. Nucl. Phys.* **35**, 1 (1995), arXiv:hep-ph/9501357.
- [66] V. Bernard, N. Kaiser, and U.-G. Meissner, *Int. J. Mod. Phys. E* **4**, 193 (1995), arXiv:hep-ph/9501384.
- [67] U. G. Meissner, *Rept. Prog. Phys.* **56**, 903 (1993), arXiv:hep-ph/9302247.
- [68] R. Molina and J. Ruiz de Elvira, *JHEP* **11**, 017 (2020), arXiv:2005.13584 [hep-lat].
- [69] J. A. Oller, *Prog. Part. Nucl. Phys.* **110**, 103728 (2020), arXiv:1909.00370 [hep-ph].
- [70] M. Doring, U. G. Meissner, E. Oset, and A. Rusetsky, *Eur. Phys. J. A* **48**, 114 (2012), arXiv:1205.4838 [hep-lat].
- [71] J. J. de Swart, in *The Eightfold Way* (CRC Press, 2018) pp. 120–143.
- [72] A. Cieply and J. Smejkal, *Nucl. Phys. A* **881**, 115 (2012), arXiv:1112.0917 [nucl-th].
- [73] N. V. Shevchenko, *Phys. Rev. C* **85**, 034001 (2012), arXiv:1103.4974 [nucl-th].
- [74] J. Haidenbauer, G. Krein, U.-G. Meissner, and L. Tolos, *Eur. Phys. J. A* **47**, 18 (2011), arXiv:1008.3794 [nucl-th].
- [75] D. Sadasivan, M. Mai, M. Döring, U.-G. Meißner, F. Amorim, J. P. Klucik, J.-X. Lu, and L.-S. Geng, *Front. Phys.* **11**, 1139236 (2023), arXiv:2212.10415 [nucl-th].
- [76] P. C. Bruns and A. Cieplý, *Nucl. Phys. A* **1019**, 122378 (2022), arXiv:2109.03109 [hep-ph].
- [77] J. Martin Camalich, L. S. Geng, and M. J. Vicente Vacas, *Phys. Rev. D* **82**, 074504 (2010), arXiv:1003.1929 [hep-lat].
- [78] B. Borasoy, *Phys. Rev. D* **59**, 054021 (1999), arXiv:hep-ph/9811411.
- [79] J. Gasser and H. Leutwyler, *Nucl. Phys. B* **250**, 465 (1985).

SUPPLEMENTAL MATERIAL

Here we show several intermediate calculations used to obtain the main results, the fit to the baryon masses from CLS ensembles, the formulas for the pseudoscalar meson masses up to NLO, the results if one considers only the LO interaction instead of the NLO, the results from a fit if the subtraction constants are taken as mass independent, the phase shifts obtained, and an alternative picture to the one of Fig. 6.

A. Masses of baryons

We analyze the data from Ref. [63] for the baryon masses of CLS ensembles using one-loop NLO covariant baryon chiral perturbation theory [77].

$$m_B = m_0 + m_B^{(2)} + m_B^{(3)}, \quad (15)$$

where

$$m_B^{(2)} = \sum_{\phi=\pi,K} -\xi_{B,\phi}^{(a)} m_\phi^2, \quad (16)$$

and

$$m_B^{(3)} = \sum_{\phi=\pi,K,\eta} \frac{1}{(4\pi f_\phi)^2} \xi_{B,\phi}^{(b)} H_B^{(b)}(m_\phi), \quad (17)$$

where m_0 stands for the baryon mass in the chiral limit, and $m_B^{(2)}$, $m_B^{(3)}$ represent the polynomial and one-loop contributions, respectively. The coefficients $\xi_{B,\phi}^{(a)}$ and $\xi_{B,\phi}^{(b)}$ can be found in Ref. [77]. These are combinations of the LECs, b_0, b_D, b_F, D, F . The EOMS loop-function $H_B^{(b)}(m_\phi)$ can be found in Ref. [63]. The baryon axial coupling constants D and F are determined by a fit to nuclear beta decay reactions at $O(p^3)$ order. These are fixed here to be [78],

$$D = 0.80, \quad F = 0.46. \quad (18)$$

In Ref. [63] there are three types of chiral trajectories, i.e., $\text{Tr}[M] = \text{cte}$, $m_s = m_{s,\text{phy}}$, and $m_s = m_l$, where $l = u, d$. The result of the fit is plotted in Fig. 7. The values of b_0, b_D , and b_F are given in Eq. (2).

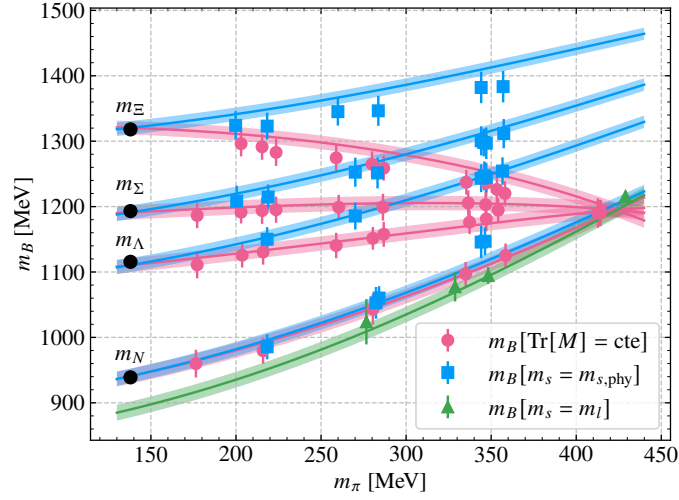


FIG. 7. (Color online) Result of the fit to the baryon masses. The data points are taken from Ref. [63]. The circles, squares, and triangles denote the $\text{Tr}[M] = \text{cte}$, $m_s = m_{s,\text{phy}}$ trajectories, and the symmetric line $m_s = m_l$, where $l = u, d$, respectively.

B. Masses of mesons

The pseudoscalar meson masses up to NLO in ChPT are given by [79]

$$m_\pi^2 = M_{0\pi}^2 \left[1 + \mu_\pi - \frac{\mu_\eta}{3} + \frac{16M_{0K}^2}{f_0^2} (2L_6^r - L_4^r) \right] + \frac{8M_{0\pi}^2}{f_0^2} (2L_6^r + 2L_8^r - L_4^r - L_5^r), \quad (19)$$

$$m_K^2 = M_{0K}^2 \left[1 + \frac{2\mu_\eta}{3} + \frac{8M_{0\pi}^2}{f_0^2} (2L_6^r - L_4^r) \right] + \frac{8M_{0K}^2}{f_0^2} (4L_6^r + 2L_8^r - 2L_4^r - L_5^r), \quad (20)$$

$$m_\eta^2 = M_{0\eta}^2 \left[1 + 2\mu_K - \frac{4}{3}\mu_\eta + \frac{8M_{0\eta}^2}{f_0^2} (2L_8^r - L_5^r) + \frac{8}{f_0^2} (2M_{0K}^2 + M_{0\pi}^2)(2L_6^r - L_4^r) \right] \\ + M_{0\pi}^2 \left[-\mu_\pi + \frac{2}{3}\mu_K + \frac{1}{3}\mu_\eta \right] + \frac{128}{9f_0^2} (M_{0K}^2 - M_{0\pi}^2)^2 (3L_7 + L_8^r), \quad (21)$$

with

$$\mu_P = \frac{M_{0P}^2}{32\pi^2 f_0^2} \log \frac{M_{0P}^2}{\mu_r^2}, \quad P = \pi, K, \eta. \quad (22)$$

The superscript r denotes renormalized LECs, which carry the dependence on the regularization scale μ_r [79]. In the above equation, M_{0P} , with $P = \pi, K, \eta$, represent the pseudoscalar meson masses at leading order, and f_0 the decay constant in the chiral limit. Here, we take the $\mu_r = 770$ MeV and the $f_0 = 80$ MeV as in Ref. [68]. The LECs L_i used here are taken from Table X of [68].

C. Results for the fit with the LO interaction

At LO, we have only one free parameter, i.e., the cutoff q_{max} . We follow the scheme of Eq. (5) for $a(\mu)$. The reduced- χ^2 obtained is $\chi^2/\text{dof} = 3.2$. The value of the cutoff obtained is

$$q_{\text{max}}^{\text{LO}} = 632 \pm 90 \text{ MeV}. \quad (23)$$

The pole positions of the $\Lambda(1405)$ for $m_\pi = 138, 200$, and 423 MeV are given in Table III. At the physical point, they are close to the ones at NLO. For $m_\pi \simeq 200$ MeV, the lower pole is a bound state instead of a resonance or a virtual state, whereas the higher pole is still a resonance with the mass also close to NLO result.

TABLE III. The pole positions of the $\Lambda(1405)$ at LO with the cutoff q_{\max} fixed by energy levels. In this fit, the lower pole becomes a bound state instead of a resonance. The higher pole is still a resonance.

m_π [MeV]	138		200		423	
	z_1	z_2	z_1	z_2	z_1	z_2
Pole [MeV]	$1364 \pm 8 - i(38 \pm 11)$	$1439 \pm 1 - i(18 \pm 5)$	1397 ± 3	$1472 \pm 1 - i(12 \pm 2)$	1563 ± 13	1618 ± 2
$ g_{\pi\Sigma} $	2.4 ± 0.2	1.6 ± 0.1	0.7 ± 0.3	1.3 ± 0.02	1.9 ± 0.1	1.0 ± 0.4
$ g_{\bar{K}N} $	2.2 ± 0.2	2.4 ± 0.1	0.7 ± 0.4	2.1 ± 0.003	1.5 ± 0.1	1.0 ± 0.4
$\left \frac{g_{\pi\Sigma}}{g_{\bar{K}N}} \right $	1.1 ± 0.2	0.7 ± 0.1	1.0 ± 0.1	0.7 ± 0.01	1.3 ± 0.1	1.0 ± 0.1

D. Fit with mass independent subtraction constants

First, We let the subtraction constants be free parameters fitting to energy levels at LO. We fit to the LQCD energy levels of [51, 52]. At LO, the fitting result is $\chi^2/\text{dof} = 2.2$. The subtraction constants are

$$a_{\pi\Sigma} = -1.55 \pm 0.31, \quad a_{\bar{K}N} = -1.95 \pm 0.2. \quad (24)$$

Up to NLO, the LECs $d_i, i = 1, 4$ are free parameters and the subtraction constants are fixed to the values that are determined at LO. The value of the reduced- χ^2 is $\chi^2_{\text{dof}} = 1.9$. The LECs d_i are listed in Table IV. The positions of the $\Lambda(1405)$ for $m_\pi = 138$ and 200 MeV are given in Tables V and VI for LO and NLO, respectively. The results for the LO are similar to these of Table I, except for the lower pole that now becomes a resonance at $m_\pi \simeq 200$ MeV. Note that the reduced- χ^2 obtained improves in this case because we have one parameter more. Up to NLO, we also obtain similar result at both $m_\pi = 138$ and 200 MeV. At $m_\pi \simeq 200$ MeV, the lower state is a virtual state, however, with no imaginary part when the scheme of Eq. (5) is used.

TABLE IV. The LECs $d_i, i = 1, 4$ fixed by energy levels. Units in GeV^{-1} .

d_1	d_2	d_3	d_4
-0.3 ± 0.9	-0.06 ± 0.22	0.03 ± 0.43	-0.5 ± 0.8

TABLE V. The pole positions of the $\Lambda(1405)$ for $m_\pi = 138$ and 200 MeV at LO.

m_π [MeV]	138		200	
	z_1	z_2	z_1	z_2
pole [MeV]	$1394 \pm 6 - i(107 \pm 28)$	$1422 \pm 9 - i(12 \pm 8)$	$1406 \pm 17 - i(71 \pm 71)$	$1453 \pm 18 - i(15 \pm 15)$
$ g_{\pi\Sigma} $	2.9 ± 0.4	1.2 ± 0.6	3.2 ± 1.9	1.6 ± 1.1
$ g_{\bar{K}N} $	1.8 ± 0.7	2.7 ± 0.7	2.3 ± 2.0	2.9 ± 1.3
$\left \frac{g_{\pi\Sigma}}{g_{\bar{K}N}} \right $	1.6 ± 0.3	0.4 ± 0.1	1.4 ± 0.3	0.5 ± 0.1

TABLE VI. The pole positions of the $\Lambda(1405)$ for $m_\pi = 138$ and 200 MeV up to NLO. Note that the lower pole in some fits inside the 1- σ confidence level becomes a bound state, In these cases, we find $z_B = 1396 \pm 2$ MeV, $g_{\pi\Sigma} = 1.1 \pm 0.4$, $g_{\bar{K}N} = 1.2 \pm 0.5$, and $\left| \frac{g_{\pi\Sigma}}{g_{\bar{K}N}} \right| = 1.0 \pm 0.2$.

m_π	138		200	
	z_1	z_2	z_1	z_2
Pole [MeV]	$1381 \pm 15 - i(158 \pm 35)$	$1419 \pm 10 - i(10 \pm 8)$	$1377 \pm 28 - i(89 \pm 89)$	$1452 \pm 9 - i(14 \pm 9)$
$ g_{\pi\Sigma} $	3.0 ± 0.3	1.1 ± 0.6	3.5 ± 1.4	1.4 ± 0.6
$ g_{\bar{K}N} $	2.5 ± 1.0	3.1 ± 0.6	2.2 ± 0.9	3.2 ± 0.6
$\left \frac{g_{\pi\Sigma}}{g_{\bar{K}N}} \right $	1.2 ± 0.5	0.4 ± 0.1	1.6 ± 1.0	0.5 ± 0.1

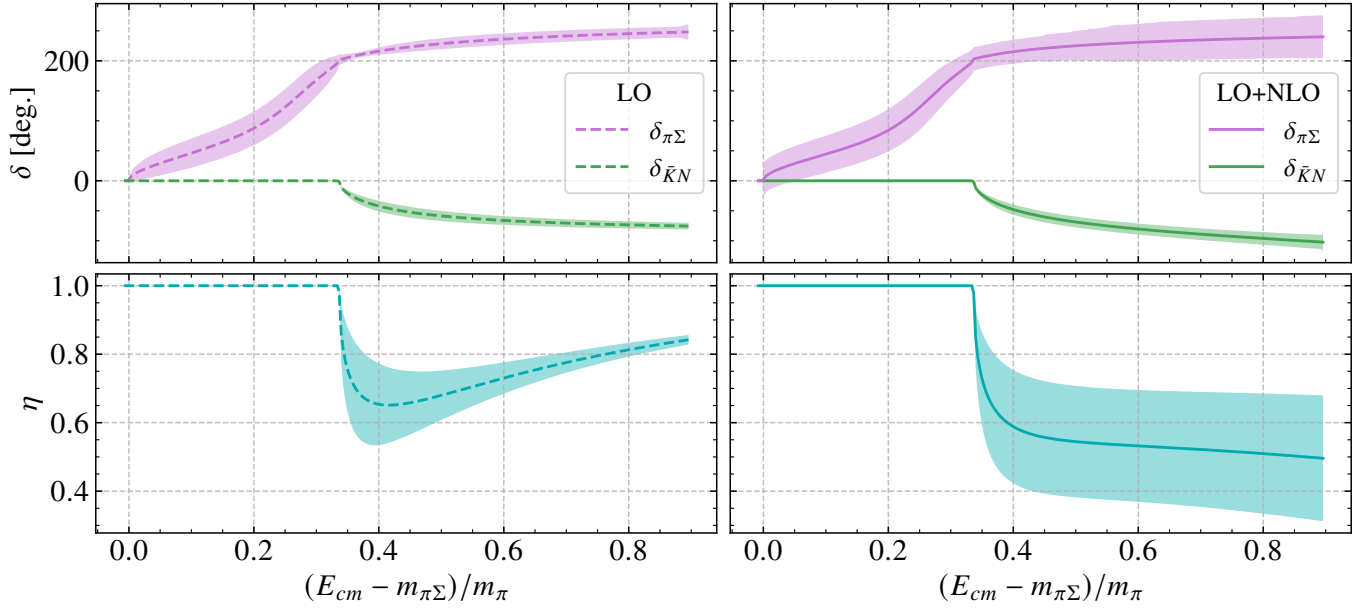


FIG. 8. (Color online) Inelasticity η and phase shift $\delta_{\pi\Sigma}$ and $\delta_{\bar{K}N}$ at LO (left) and up to NLO (right) against center-of-mass energy difference with respect to the $\pi\Sigma$ threshold.

E. Motion of the poles from the SU(3) limit to the physical values

In this section, we use another way to represent the trajectories of the three poles at LO and up to NLO. The results are shown in Fig. 9. As we can see from this figure, the trajectories are qualitatively similar. Up to NLO, the lower pole becomes wider.

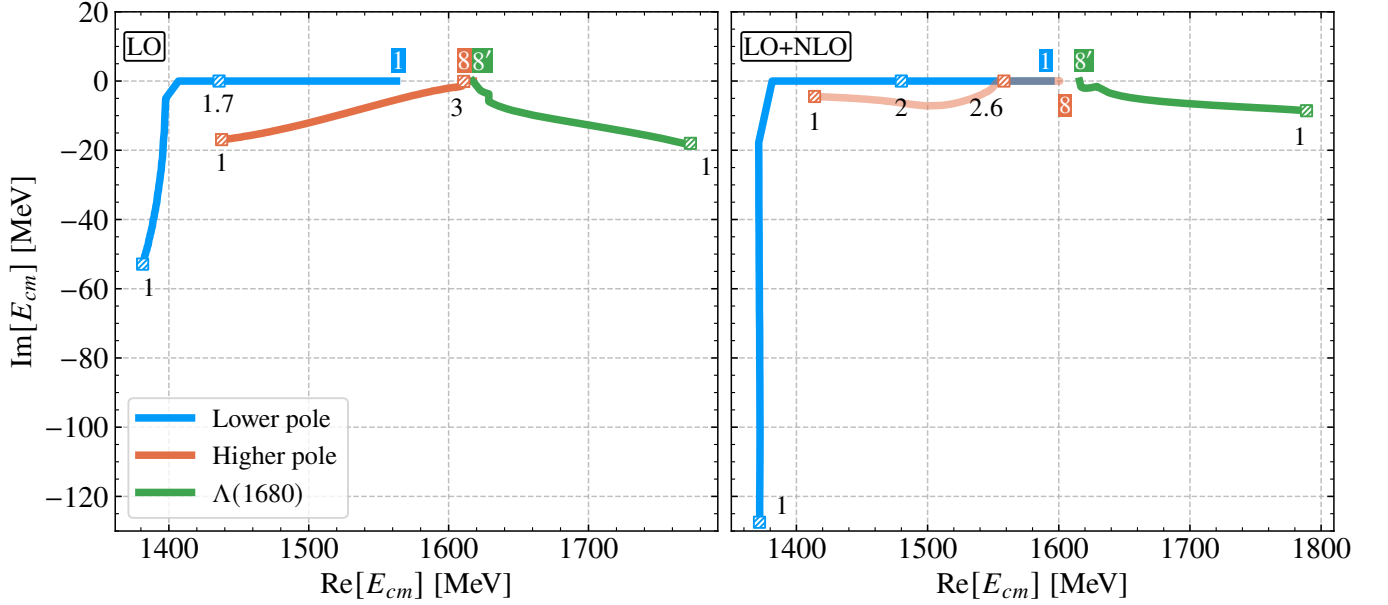


FIG. 9. (Color online) Motion of the poles from the SU(3) limit, where $r = m_\pi/m_{\pi,\text{phy}} = 3.07$, to the physical value, with $r = 1$. The numbers in the figure are the values of the ratios r .