

A Newton Method for Hausdorff Approximations of the Pareto Front within Multi-objective Evolutionary Algorithms

Hao Wang, Angel E. Rodriguez-Fernandez, Lourdes Uribe, André Deutz, Oziel Cortés-Piña, Oliver Schütze

Abstract—A common goal in evolutionary multi-objective optimization is to find suitable finite-size approximations of the Pareto front of a given multi-objective optimization problem. While many multi-objective evolutionary algorithms have proven to be very efficient in finding good Pareto front approximations, they may need quite a few resources or may even fail to obtain optimal or nearly approximations. Hereby, optimality is implicitly defined by the chosen performance indicator.

In this work, we propose a set-based Newton method for Hausdorff approximations of the Pareto front to be used within multi-objective evolutionary algorithms. To this end, we first generalize the previously proposed Newton step for the performance indicator for the treatment of constrained problems for general reference sets. To approximate the target Pareto front, we propose a particular strategy for generating the reference set that utilizes the data gathered by the evolutionary algorithm during its run. Finally, we show the benefit of the Newton method as a post-processing step on several benchmark test functions and different base evolutionary algorithms.

Index Terms—multi-objective optimization Newton method set-based optimization evolutionary algorithms constraint handling subset selection

I. INTRODUCTION

MULTI-objective optimization refers to the concurrent optimization of several objectives ([16], [19]). One important characteristic of such continuous multi-objective optimization problems (MOPs) is that one can expect the solution set – the Pareto set, respectively, its image, the Pareto front – to form at least locally an object of dimension $k - 1$, where k is the number of objectives involved in the problem. For the numerical treatment of such problems, specialized evolutionary strategies called multi-objective evolutionary algorithms (MOEAs) have caught the interest of researchers and practitioners during the last three decades ([15], [59]). Algorithms of this type do not depend on the initial conditions, are very robust, and only require a few assumptions on the model. Another advantage is that the population-based approach allows, in principle, to obtain a finite-size representation of the Pareto set/front in one algorithm run. It is widely accepted and shown in numerous empirical studies that MOEAs are capable of computing reasonable Pareto front approximations in a rather short time. However, it is also known that they require quite a few resources to obtain very

good approximations and that they may never reach optimal ones ([7], [53]). Given a multi-objective performance indicator, a Pareto front approximation is optimal (w.r.t. this indicator) if it yields the best indicator value among all other possible approximations of the same magnitude.

In this work, we propose a set-based Newton method to be used within MOEAs that aims for Hausdorff approximations of the Pareto front. The method uses the averaged Hausdorff distance Δ_p [52] as a performance indicator. Since the method requires a target set (ideally the Pareto front), we propose in this study a new way to represent the best found regions by the MOEA via utilizing the data gathered by this algorithm during the run of the algorithm. The cost of the Newton method depends, among others, on the size of this target set T and the relation between T and the Newton iterate. In particular, the Newton step gets highly simplified if these two sets are “matched” (i.e., if there exists a one-to-one relationship for the Newton step between the two sets). To realize this, we will apply a particular subset selection on T and propose a particular matching strategy for the reduced target set and the Newton iterate. We will demonstrate the strength of the novel Newton method as post-processing tool to refine results obtained by the base MOEA. The main contributions can be summarized as follows:

- derivation of the set based Newton steps for GD , IGD , and Δ_p for constrained MOPs and for general target sets
- proposal of a new reference set generator aiming for Pareto front approximations via utilizing the data gathered by the MOEA during the run of the algorithm
- proposal of a particular Newton method for “matched sets”, including a particular matching strategy between the Newton iterate and the (reduced) Pareto front approximation.

A set-based Newton method for the indicator Δ_p has been proposed in [64]. This method, however, is restricted to unconstrained problems and uses target sets that have to be given a priori. The method can hence be applied to aspiration set problems as addressed in [48]. However, it is unclear how to obtain Pareto front approximations. Further, it is used as a standalone method and may hence get stuck in local minima. The present study aims to fill all of these gaps.

The remainder of this work is organized as follows: in Sec. II, we shortly recall the required background and discuss the related work. In Sec. III, we derive the Newton steps for constrained MOPs and general target sets. The Newton method

H. Wang and A. Deutz are with the Leiden Institute of Advanced Computer Science of Leiden University, Leiden, The Netherlands.
A. Rodriguez-Fernandez and O. Schütze are with the Computer Science Department of the CINVESTAV, Mexico City, Mexico. L. Uribe and O. Cortés-Piña are with the IPN, Mexico City, Mexico.

for matched sets is proposed in Sec. IV. In Sec. V, we show its strength as a post-processing tool, and finally, we draw our conclusions and give possible paths of future work in Sec. VI.

II. BACKGROUND AND RELATED WORK

In this work, we consider continuous constrained multi-objective optimization problems that can be expressed as

$$\begin{aligned} \min_x \quad & F(x), \\ \text{s.t.} \quad & h_i(x) = 0, \quad i = 1, \dots, p, \\ & g_i(x) \leq 0, \quad i = 1, \dots, m, \end{aligned} \quad (1)$$

where $F : Q \subset \mathbb{R}^n \rightarrow \mathbb{R}^k$ is the map defined by the individual objectives $f_i : Q \subset \mathbb{R}^n \rightarrow \mathbb{R}$, $i = 1, \dots, k$,

$$F : Q \rightarrow \mathbb{R}^k, \quad F(x) = (f_1(x), \dots, f_k(x))^T. \quad (2)$$

$Q \subset \mathbb{R}^n$ is the domain that is defined by the constraint functions. Optimality is defined by the concept of dominance (e.g., [21]). The vector $v \in \mathbb{R}^k$ is said to be *less than* $w \in \mathbb{R}^k$ ($v <_p w$), if $v_i < w_i$ for all $i \in \{1, \dots, k\}$ (analog for \leq_p). $y \in Q$ is said to be *dominated* $x \in Q$ ($x \prec y$) w.r.t. problem (5) if $F(x) \leq_p F(y)$ and $F(x) \neq F(y)$. $x \in Q$ is called a Pareto point or optimal if there exists no $y \in Q$ that dominates x . The set P_Q of all Pareto optimal points is termed the *Pareto set* and its image $F(P_Q)$ the *Pareto front*.

We are in our work interested in the averaged Hausdorff distance Δ_p ([5], [52]). This distance is a combination of (slight variations of) the Generational Distance (GD, [67]) and the Inverted Generational Distance (IGD, [13]).

Definition 1. Let $A, B \subset \mathbb{R}^m$ be finite sets. The value

$$\Delta_p(A, B) = \max(GD_p(A, B), IGD_p(A, B)), \quad (3)$$

where $p \in \mathbb{N}$ and

$$\begin{aligned} GD_p(A, B) &= \left(\frac{1}{|A|} \sum_{a \in A} \text{dist}(a, B)^p \right)^{1/p} \\ IGD_p(A, B) &= \left(\frac{1}{|B|} \sum_{b \in B} \text{dist}(b, A)^p \right)^{1/p} \\ \text{dist}(a, B) &= \min_{b \in B} \|a - b\|_2, \end{aligned} \quad (4)$$

is called the averaged Hausdorff distance between A and B .

This distance can be, in principle, applied to any sets $A, B \subset \mathbb{R}^m$. For the treatment of continuous sets, we refer to [5]. In our study, we are particularly interested in measuring the distances between the images of the candidate solutions and the Pareto front of a given MOP.

Evolutionary multi-objective optimization (EMO) is a very active research field since in the meanwhile three decades [15]. Up to date, many different and powerful multi-objective evolutionary algorithms (MOEAs) have been proposed. These algorithms can roughly be divided into three main classes: (i) algorithms that are based on the dominance relation to generating pressure toward the Pareto front (e.g., NSGA-II [23] and SPEA2 [75]), (ii) algorithms that use decompositions

of the given objective map (e.g., MOEA/D [73] and NSGA-III [22]), and (iii) algorithms that utilize performance indicators to perform the selection. MOEAs of the last class include SMS-EMOA [3], HypE [1], and LIBEA [45] for the Hypervolume indicator [76], R2-EMOA [63] and MOMBI [35] for R2 [34], and DDE [68] for Δ_p . An alternative is to use specialized archivers that can be used as external archives to, in principle, any existing MOEA to obtain certain approximations w.r.t. given indicator [10], [40], [43], [49], [53].

One way to enhance the overall performance is to hybridize evolutionary algorithms with specialized local search techniques. This includes the combination with classical mathematical programming techniques such as SQP [31], interior point methods [18], direct search methods [71], [72], stochastic local search [4], [57] and multi-objective continuation methods [17], [44], [51]. Further, the inclusion of descent directions is quite prominent among such hybrid MOEAs. The first researchers have probably been Brown and Smith [9] who adopted the steepest descent direction from Fliege and Svaiter [29]. Bosman [6] provided an analytical description of all descent directions at a given candidate solutions and combined the resulting descent line search with some MOEAs. Lara et al. proposed a gradient-based hybrid that is capable of performing movements toward and along the Pareto front [42]. Later, specialized local search operators have been proposed that can be applied with or without gradient information (the latter via using existing neighborhood information) and that can cope with constraints [50], [54], [66]. Finally, there exist set-based approaches similar to the one proposed in this study by considering the performance indicator as a particular scalar optimization problem that is defined in higher dimensional search space. Emmerich et al. proposed a Hypervolume gradient-based search in [27]. In subsequent studies, researchers investigated the set-based Newton method for the Hypervolume indicator [61], [69] and for Δ_p [64].

The subset selection problem consists of selecting a representative subset out of a set according to a particular objective, and is an active research topic both in the machine learning and EMO field. In particular, in the latter, subset selection is e.g. used (i) to maintain the population size or (ii) to compare results coming from an unbounded archiver to the final population of a MOEA. So far, there exist five categories of subset selection ([56]): indicator-based ([8], [41], [33], [77], [14], [37]), distance-based ([58], [55]), clustering-based ([11]), reference vector-based ([22]) and others. In particular, for clustering-based subset selection methods, it was shown that the objective function of k -means and IGD coincide ([11], [65]), making it the natural subset selection choice for this work since the main contribution for the Δ_p indicator is IGD for the case when solutions are close to the Pareto front.

III. THE Δ_p -NEWTON STEP FOR CONSTRAINED MOPS

Here, we develop the population-based Δ_p -Newton step for constrained MOPs. To this end, we will first separately discuss the respective steps for GD and IGD using general reference sets Z . Next, we will discuss the Δ_p -Newton step for the special case of *matched sets* leading to significant

simplifications. Throughout this section we assume Z to be given. We will discuss the complete Newton method in the next section, including the generation of suitable (matched) reference sets.

A. The GD-Newton Step

a) *Handling equalities:* We consider in the following the problem

$$\begin{aligned} \min_x \quad & F(x), \\ \text{s.t.} \quad & h(x) = 0, \end{aligned} \quad (5)$$

where $h(x) = (h_1(x), \dots, h_p(x))^T$ and $h_i : \mathbb{R}^n \rightarrow \mathbb{R}$, $i = 1, \dots, p$. That is, Q is defined by p equality constraints.

Given a magnitude $\mu \in \mathbb{N}$, we are considering the following set based optimization problem

$$\max_{\substack{X \subset Q \\ |X|=\mu}} GD_2^2(X), \quad (6)$$

where $GD_2^2(X)$ denotes the GD_2^2 value of a given set $X = \{x^{(1)}, \dots, x^{(\mu)}\}$ of candidate solutions $x^{(i)} \in \mathbb{R}^n$, $i = 1, \dots, \mu$, that measures the distance between $F(X)$ and a given approximation $Z = \{z_1, \dots, z_M\} \subset \mathbb{R}^k$ of the Pareto front of the considered MOP (the latter is assumed to be given here, we address the computation of Z in the next subsection). Note that we have, for our purpose, changed the input of GD compared to Definition 1 since X is the only variable in our setting.

We stress that considering a set $X \subset \mathbb{R}^n$ of magnitude μ is essentially the same as considering a point \mathbf{X} in $\mathbb{R}^{\mu n}$ (to see this, consider e.g.

$\mathbf{X} = (x_1^{(1)}, \dots, x_n^{(1)}, x_1^{(2)}, \dots, x_n^{(2)}, \dots, x_1^{(\mu)}, \dots, x_n^{(\mu)}) \in \mathbb{R}^{\mu n}$). Consequently, problem (6) can be viewed as a “classical” single-objective optimization problem (SOP) of dimension μn of the decision variable space. We will in the following consider (6) as such an SOP to derive its KKT equations which are needed to define the Newton step.

Feasibility of all elements $x^{(j)}$ of the set \mathbf{X} means

$$h_i(x^{(j)}) = 0, \quad i = 1, \dots, p, \quad j = 1, \dots, \mu. \quad (7)$$

For the related SOP defined on \mathbf{X} we hence establish

$$h_{i,j} : \mathbb{R}^{\mu n} \rightarrow \mathbb{R}, \quad h_{i,j}(\mathbf{X}) = h_i(x^{(j)}), \quad (8)$$

for $i \in \{1, \dots, p\}$ and $j \in \{1, \dots, \mu\}$, as well as the constraint function $\bar{h} : \mathbb{R}^{\mu n} \rightarrow \mathbb{R}^{p\mu}$ via

$$\bar{h}(\mathbf{X}) = \begin{pmatrix} h_{1,1}(\mathbf{X}) \\ h_{2,1}(\mathbf{X}) \\ \vdots \\ h_{p,1}(\mathbf{X}) \\ h_{1,2}(\mathbf{X}) \\ h_{2,2}(\mathbf{X}) \\ \vdots \\ h_{p,2}(\mathbf{X}) \\ \vdots \\ h_{1,\mu}(\mathbf{X}) \\ \vdots \\ h_{p,\mu}(\mathbf{X}) \end{pmatrix} := \begin{pmatrix} \bar{h}_1(\mathbf{X}) \\ \bar{h}_2(\mathbf{X}) \\ \vdots \\ \bar{h}_p(\mathbf{X}) \\ \bar{h}_{p+1}(\mathbf{X}) \\ \bar{h}_{p+2}(\mathbf{X}) \\ \vdots \\ \bar{h}_{2p}(\mathbf{X}) \\ \vdots \\ \bar{h}_{(\mu-1)p+1}(\mathbf{X}) \\ \vdots \\ \bar{h}_{\mu p}(\mathbf{X}) \end{pmatrix}. \quad (9)$$

The derivative of \bar{h} at \mathbf{X} is given by

$$\bar{H} := \nabla \bar{h}(\mathbf{X}) = \text{diag} \left(H(x^{(1)}), \dots, H(x^{(\mu)}) \right) \in \mathbb{R}^{\mu p \times \mu n}, \quad (10)$$

where $H(x^{(i)})$ denotes the derivative of h at $x^{(i)}$,

$$H(x^{(i)}) = \begin{pmatrix} \nabla h_1(x^{(i)})^\top \\ \vdots \\ \nabla h_p(x^{(i)})^\top \end{pmatrix} \in \mathbb{R}^{p \times n}. \quad (11)$$

We are now in the position to write down the Karush-Kuhn-Tucker (KKT) equations of the SOP related to (6):

$$\begin{aligned} \nabla GD_2^2(\mathbf{X}) + \bar{H}^\top \lambda &= 0 \\ \bar{h}(\mathbf{X}) &= 0, \end{aligned} \quad (12)$$

where $\lambda \in \mathbb{R}^{\mu p}$ is a Lagrange multiplier (see supplementary material for the definition of the derivatives of GD). Finding KKT points of the SOP related to (6) is hence equivalent to the root-finding problem ‘ $R_{GD}(\mathbf{X}, \lambda) = 0$ ’, where

$$\begin{aligned} R_{GD} : \mathbb{R}^{n(\mu+p)} &\rightarrow \mathbb{R}^{n(\mu+p)} \\ R_{GD}(\mathbf{X}, \lambda) &= \begin{pmatrix} \nabla GD_2^2(\mathbf{X}) + \bar{H}^\top \lambda \\ \bar{h}(\mathbf{X}) \end{pmatrix}, \end{aligned} \quad (13)$$

and where $\mathbf{X} \in \mathbb{R}^{\mu n}$ and $\lambda \in \mathbb{R}^{\mu p}$. The derivative of R_{GD} at $(\mathbf{X}, \lambda)^T$ is given by

$$DR_{GD}(\mathbf{X}, \lambda) = \begin{pmatrix} \nabla^2 GD_2^2(\mathbf{X}) + S & \bar{H}^\top \\ \bar{H} & 0 \end{pmatrix} \in \mathbb{R}^{\mu(n+p) \times \mu(n+p)}, \quad (14)$$

where

$$S = \sum_{j=1}^{\mu p} \lambda_j \nabla^2 \bar{h}_j(\mathbf{X}) \in \mathbb{R}^{\mu n \times \mu n}. \quad (15)$$

We are now in the position to state the set-based Newton step for GD_2^2 : given $\mathbf{X}_k \in \mathbb{R}^{\mu n}$ and $\lambda_k \in \mathbb{R}^{\mu p}$, the classical Newton step for (13) is given by

$$\begin{pmatrix} \mathbf{X}_{k+1} \\ \lambda_{k+1} \end{pmatrix} = \begin{pmatrix} \mathbf{X}_k \\ \lambda_k \end{pmatrix} - DR_{GD}(\mathbf{X}_k, \lambda_k)^{-1} R_{GD}(\mathbf{X}_k, \lambda_k). \quad (16)$$

We have omitted the consideration of S in DR for the numerical results presented in the sequel. Hence, we have obtained the Newton step by solving

$$\begin{pmatrix} \nabla^2 GD_2^2(\mathbf{X}_k) & \bar{H}^\top \\ \bar{H} & 0 \end{pmatrix} \begin{pmatrix} \mathbf{X}_{k+1} - \mathbf{X}_k \\ \lambda_{k+1} - \lambda_k \end{pmatrix} = - \begin{pmatrix} \nabla GD_2^2(\mathbf{X}_k) + \bar{H}^\top \lambda_k \\ \bar{h}(\mathbf{X}_k) \end{pmatrix}. \quad (17)$$

The omission of S comes with the additional advantage that the block structure of the matrix in (17) – induced by the block structures of $\nabla^2 GD_2^2(\mathbf{X}_k)$ and \bar{H} – can be used to reduce the computational complexity. If we denote

$$\Delta \mathbf{X}_k := \mathbf{X}_{k+1} - \mathbf{X}_k =: (\Delta x_k^{(1)}, \dots, \Delta x_k^{(\mu)})^\top,$$

$$\Delta \lambda_k := \lambda_{k+1} - \lambda_k =: (\Delta \lambda_k^{(1)}, \dots, \Delta \lambda_k^{(\mu)})^\top,$$

and $\lambda^{(i)} := (\lambda_{(i-1)p+1}, \dots, \lambda_{ip}) \in \mathbb{R}^p$, $i = 1, \dots, \mu$, then each tuple $(\Delta x_k^{(i)}, \Delta \lambda_k^{(i)})$, $i = 1, \dots, \mu$, can be computed via solving the system

$$\begin{pmatrix} \frac{2}{\mu} Dg_{GD}(x_k^{(i)}) & H(x_k^{(i)})^\top \\ H(x_k^{(i)}) & 0 \end{pmatrix} \begin{pmatrix} \Delta x_k^{(i)} \\ \Delta \lambda_k^{(i)} \end{pmatrix} = \begin{pmatrix} -\frac{2}{\mu} J(x_k^{(i)})^\top (F(x_k^{(i)}) - z_{j_i}) - H(x_k^{(i)})^\top \lambda_k^{(i)} \\ -h(x_k^{(i)}) \end{pmatrix}, \quad (18)$$

where

$$Dg_{GD}(x_k^{(i)}) = J(x_k^{(i)})^\top J(x_k^{(i)}) + \sum_{l=1}^k \alpha_l \nabla^2 f_l(x_k^{(i)}) \in \mathbb{R}^{n \times n}, \quad (19)$$

and where $\alpha \in \mathbb{R}^k$ is as defined in Eq. (9) (suppl. mat.). The computation of \mathbf{X}_{k+1} and λ_{k+1} hence reduces from $\mathcal{O}(\mu^3(n+p)^3)$ – if computed via (17) using classical Gaussian Elimination – down to $\mathcal{O}(\mu(n+p)^3)$ when using (18) for $i = 1, \dots, \mu$. This is the case since (17) is a system of linear equations of size $\mu(n+p) \times \mu(n+p)$, and (18) represents μ systems of size $(n+p) \times (n+p)$. Hence, by omitting S and using the block structure, the computation cost then is, in particular, linear in size μ of \mathbf{X} instead of cubic.

The use of the block structure further enables individual step sizes for each $(\Delta x_k^{(i)}, \Delta \lambda_k^{(i)})$ which we have done for the computations presented in this work. More precisely, we have used the initial step size $t_0 = 1$ together with backtracking and Armijo's condition (e.g., [46]).

b) Handling inequalities: To handle inequalities, we treat all inequalities that are nearly active at \mathbf{X} as equalities, and (locally) disregard all other inequalities. In doing so, the Newton step is computed as described above. This simple strategy turned out to be most effective since we are hybridizing the search with evolutionary strategies and hence only compute rather short trajectories. See supplementary material for more details.

B. The IGD-Newton Step

The IGD-Newton step is derived analogously to the GD step, see supplementary material for details.

C. The Δ_p -Newton Step for Matched Sets

The Δ_p -Newton step for general reference sets Z is now clear by the definition of Δ_p and the above discussion (see supplementary material for details). In the following, we discuss the Newton step for the special case where the two sets \mathbf{X} and Z are ‘matched’ (we will discuss a particular matching strategy in the next section). The use of matched sets significantly simplifies the Newton method – GD and IGD steps coincide in this case – and we have experienced an improvement of the numerical performance of the method. We say that the population $\mathbf{X} = \{x^{(1)}, \dots, x^{(\mu)}\}$ and the reference set Z are matched if $|Z| = \mu$ and if the set of closest elements z_{j_i} is equal to Z (i.e., $\{z_{j_1}, \dots, z_{j_\mu}\} = Z$). In other words, there exists a one-to-one relationship for the Newton step between the two sets (see also Figure 1). For this case, the individual steps of GD (see Eq. (18)) and IGD (see Eq. (63) of the suppl. mat.) get simplified: for $i \in \{1, \dots, \mu\}$ we get $m_i = 1$ and $I_i = \{i\}$. Using $z_{j_i} = z_i$ (after possible reordering of Z) and $\mu = M = 1$ (due to the match), we obtain

$$\begin{pmatrix} 2Dg(x_k^{(i)}) & H(x_k^{(i)})^\top \\ H(x_k^{(i)}) & 0 \end{pmatrix} \begin{pmatrix} \Delta x_k^{(i)} \\ \Delta \lambda_k^{(i)} \end{pmatrix} = \begin{pmatrix} -2J(x_k^{(i)})^\top (F(x_k^{(i)}) - z_i) - H(x_k^{(i)})^\top \lambda_k^{(i)} \\ -h(x_k^{(i)}) \end{pmatrix}, \quad (20)$$

where

$$Dg(x_k^{(i)}) = J(x_k^{(i)})^\top J(x_k^{(i)}) + \sum_{l=1}^k (f_l(x_k^{(i)}) - z_{i,l}) \nabla^2 f_l(x_k^{(i)}), \quad (21)$$

for both the GD and the IGD step.

IV. THE Δ_p -NEWTON METHOD WITHIN MOEAS

Here we propose a particular realization of the Δ_p -Newton method, which is facilitated by the use of the data coming from the run of an evolutionary algorithm applied to the given MOP.

Of foremost importance is certainly the proper choice of the reference set Z since the Pareto front of the given problem is not known a priori. Further, we will need an initial iterate \mathbf{X}_0 for the Newton method and a suitable direction η to further shift elements of Z into infeasible regions if necessary. Algorithm 1 shows the main steps of our proposed method to get this information out of the computed populations of the MOEA run. We will describe each of the individual steps in more detail in the following subsections and will finally present the proposed Newton method.

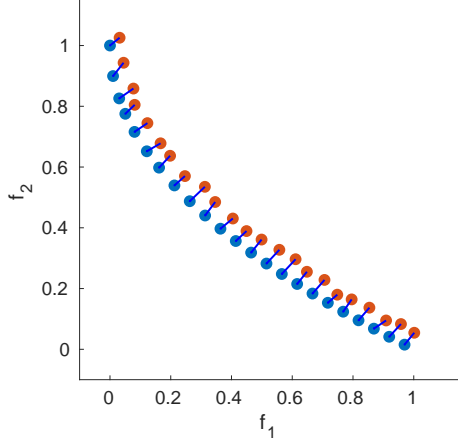


Fig. 1. Hypothetical example where the sets Z (blue dots) and \mathbf{X} (the image $F(\mathbf{X})$ in red dots) are matched. The matching is indicated by the lines.

Algorithm 1 Δ_p -Newton Method Initialization

Input: populations $P_f, \dots, P_{f-(\kappa-1)s}$, population size μ , step size $t > 0$.

Output: initial set \mathbf{X}_0 , reference set Z , shifting direction η

- 1: $P' \leftarrow P_f \cup \dots \cup P_{f-(\kappa-1)s}$
 - 2: $P \leftarrow$ remove unpromising elements from P'
 - 3: Use Algorithm 2 to get $(\mathbf{X}_0, \lambda_0)$
 - 4: $Y \leftarrow$ detect connected components from P and apply filling
 - 5: $T = \{t_1, \dots, t_\mu\} \leftarrow$ apply k -means on Y
 - 6: Compute η from T using (27)
 - 7: $Z' := \{z_1, \dots, z_\mu\} \leftarrow z_i = t_i + t\eta \quad \forall i = 1, \dots, \mu$
 - 8: $Z \leftarrow$ match \mathbf{X}_0 and Z'
 - 9: **return** $\{(\mathbf{X}_0, \lambda_0), Z, \eta\}$
-

a) Computing the first iterate $(\mathbf{X}_0, \lambda_0)$: Denote by P_i the population of the i -th generation computed by the MOEA, and let P_f be the final population (f being the number of the last generation). As the basis for our considerations, we use

$$P' = P_f \cup P_{f-s} \cup \dots \cup P_{f-(\kappa-1)s}, \quad (22)$$

i.e., the union of κ of the last populations, using a gap of s generations. The latter is done to gather additional information on the Pareto front rather than just using P_f . First, we remove unpromising candidates from P' . These are, in particular, (i) points that are not nearly feasible and (ii) potential outliers, i.e., points that are non-dominated within P' , but those images may be far away from the Pareto front (such points may be computed by the MOEA in the presence of weakly optimal solutions that are not globally optimal, [36]). Elements $p \in P'$ as described in (ii) can be eliminated using the auxiliary objectives proposed in [38]:

$$\bar{f}_i(x) = (1 - \omega)f_i(x) + \frac{\omega}{k} \sum_{i=1}^k f_i(x), \quad i = 1, \dots, k, \quad (23)$$

where $\omega > 0$ is “small” (we have used $\omega = 0.02$). This can be either realized using a non-dominance test on P' using

the auxiliary objectives. Alternatively (and recommended), one can use these objectives directly in the run of the MOEA. The removal of these unpromising solutions leads to the subset P . If $|P| \leq 0.1\mu$, we do not apply the Newton method since, in this case, applying the costly local search does not seem promising. Applying the Newton method, we always use μ elements. See supplementary material for the case that $|P| < \mu$.

Next, we obtain the set $\mathbf{X}_0 = \{x_0^{(1)}, \dots, x_0^{(\mu)}\}$ from P via k -means. This is done due to the relation of k -means and the IGD-indicator reported in ([11], [65]). Finally, we set all the elements of λ_0 to 0, mainly because these are the values one obtains if the optimal solution \mathbf{X}^* is located in the interior of the domain Q . A summary of this process can be seen in Algorithm 2.

Algorithm 2 Computing $(\mathbf{X}_0, \lambda_0)$

Input: populations $P_f, \dots, P_{f-(\kappa-1)s}$, population size μ .

Output: initial set $(\mathbf{X}_0, \lambda_0)$

- 1: $P' \leftarrow P_f \cup \dots \cup P_{f-(\kappa-1)s}$
 - 2: $P \leftarrow$ remove unpromising elements from P'
 - 3: $\mathbf{X}_0 := \{x_0^{(1)}, \dots, x_0^{(\mu)}\} \leftarrow k$ -medoids(P, μ)
 - 4: $\lambda_0 \leftarrow (0, \dots, 0)$
 - 5: **return** $(\mathbf{X}_0, \lambda_0)$
-

b) Generating Y (I. Component Detection): Since the PF might be disconnected, we first apply a component detection on the merged set P . We used DBSCAN [28] in objective space for this purpose because of three reasons: (i) the number of components is not required a priori, (ii) the method detects outliers and (iii) we have experienced that a density-based approach works better than a distance-based one (e.g., k -means) for component detection. DBSCAN has two parameters: *minpts* and r . To have the component detection “parameter-free”, we compute a small grid-search to find the best values of *minpts* and r according to the *weakest link* function defined in [2]. The values for the parameters used are *minpts* $\in \{2, 3\}$ and $r \in \{0.10\bar{d}, 0.11\bar{d}, \dots, 0.15\bar{d}\}$ for bi-objective problems and *minpts* $\in \{3, 4\}$ and $r \in \{0.19\bar{d}, 0.20\bar{d}, \dots, 0.23\bar{d}\}$ otherwise, where \bar{d} is the average pairwise distance between all the points. A summary of the component detection process can be seen in Algorithm 3. In the following, we describe the remaining steps for *one* connected component. If there are more components, the procedures must be repeated analogously for each C^i found by Algorithm 3.

c) Generating Y (II. Filling): The final populations of an evolutionary algorithm do not have to be uniformly distributed along the PF (and the same may hold for the merged set P). However, if we fill the gaps and select μ points out of the filled set, we can achieve a more uniform set and, in turn, better IGD approximations when doing a selection out of these filled sets. The next task is hence to compute N_f solutions that are ideally uniformly distributed along the computed part of the solution set. This process is done differently for $k = 2$ and $k \geq 3$ objectives:

- For $k = 2$ we sort the points of $P = \{p_1, \dots, p_\ell\}$ in increasing order of objective f_1 . Then, we consider

Algorithm 3 Component Detection

Input: merged population P , number of objectives k
Output: Number of clusters nc , clusters $C = \{C^1, \dots, C^{nc}\}$.

```

1: Set  $\bar{d} \leftarrow 2 \sum_{p_i \neq p_j} |p_i - p_j| / (|P'|(|P'| - 1))$ 
2: if  $k = 2$  then
3:   Set  $r\_range \leftarrow \{0.1\bar{d}, 0.11\bar{d}, \dots, 0.16\bar{d}\}$ 
4:   Set  $minpts\_range \leftarrow \{2, 3\}$ 
5: else
6:   Set  $r\_range \leftarrow \{0.19\bar{d}, 0.20\bar{d}, \dots, 0.23\bar{d}\}$ 
7:   Set  $minpts\_range \leftarrow \{3, 4\}$ 
8: end if
9: Set  $wlmin \leftarrow \infty$ 
10: for  $minpts$  in  $minpts\_range$  do
11:   for  $r$  in  $r\_range$  do
12:      $C_t, nc_t \leftarrow \text{DBSCAN}(P', r, minpts)$ 
13:      $wl \leftarrow \text{WeakestLink}(C_t)$ 
14:     if  $wl \leq wlmin$  then
15:        $C \leftarrow C_t$ 
16:        $nc \leftarrow nc_t$ 
17:        $wlmin \leftarrow wl$ 
18:     end if
19:   end for
20: end for
21: return  $\{C = \{C^1, \dots, C^{nc}\}, nc\}$ 

```

the piece-wise linear curve resulting from p_1 and p_2 , p_2 and p_3 , and so on. The total length of this curve is given by $|L| = \sum_{i=1}^{\ell-1} |L_i|$, where $|L_i| = \|p_i - p_{i+1}\|_2$. To realize the filling, we arrange the N_f desired points along the curve L such that the first point is p_1 and the following points are distributed equidistantly along L . This is accomplished by setting each point a distance of $\delta_\ell = |L|/(N_f - 1)$ apart from each other along L . See Algorithm 4 for details.

- The filling for $k \geq 3$ has several intermediate steps that we need to describe first, see Algorithm 5 for a general outline of the procedure. First, to better represent P (particularly for the filling), we triangulate this set in $k-1$ dimensional space. This is done since we know the PF for continuous MOPs is an at most $k-1$ -dimensional object. In order to do this, we compute a “normal vector” η to P using equation 27, and then we project it into a the $k-1$ hyperplane normal to η , obtaining the projected set P_{k-1} . After this, we compute the Delaunay triangulation [26] of P_{k-1} , which gives us a triangulation T that can be used in the original k -dimensional space. Finally, each triangle (or simplex for $k > 3$) $t_i \in T$ is filled at random with a number of points proportional to its area (respectively volume for $k > 3$) so that we end up with the filled set Y of size N_f .

We will describe each step in more detail in the following:

- *Computing “normal vector” (η)* using equation 27. We use the same vector as for the shifting direction which we will describe below.
- *$k-1$ Projection (P_{k-1})*. We can use η as the first axis of a new coordinate system $(\eta, v_1, \dots, v_{k-1})$.

By doing so, the orthonormal vectors v_1, \dots, v_{k-1} become the basis of an orthogonal hyperplane to η , and the projection of P onto this hyperplane (P_{k-1}) can be achieved by first changing P into the coordinate system obtaining $P = \beta\eta + \beta_1v_1 + \dots + \beta_{k-1}v_{k-1}$, and then removing the first coordinate, i.e., $P_{k-1} = \beta_1v_1 + \dots + \beta_{k-1}v_{k-1}$. The computation of the vectors v_i will be described below (shifting direction).

- *Delaunay Triangulation (T)*. Compute the Delaunay triangulation of P_{k-1} . This returns T , a list of the indices of P_{k-1} that form the triangles (simplices for $k > 3$). This list T is the triangulation used for the k -dimensional set P , which is possible because T is a list of indices, i.e., it is independent of the dimension.
- *Triangle Filling (Y)*. For each triangle $t_i \in T$ of area a_i , $\lceil a_i F / A \rceil$ points are generated uniformly and at random inside of the triangle t_i following the procedure of [60].

Algorithm 4 Filling ($k = 2$ Objectives)

Input: Population $P' = \{p'_1, \dots, p'_\ell\}$, filling size N_f
Output: Filled set $Y = \{y_1, \dots, y_{N_f}\}$

```

1:  $X = \{x_1, \dots, x_\ell\} \leftarrow \text{sort } P' \text{ according to its first objective } f_1$ 
2:  $L_i \leftarrow \|x_i - x_{i+1}\|_2 \quad \forall i = 1, \dots, \ell - 1$ 
3:  $L \leftarrow \sum_{i=1}^{\ell-1} L_i$ 
4:  $\delta_\ell \leftarrow L / (N_f - 1)$ 
5:  $dist\_left \leftarrow (0, 0, \dots, 0) \in \mathbb{R}^\ell$ 
6: for  $i = 1 : \ell - 1$  do  $\triangleright$  compute number of points per segment
7:    $ratio \leftarrow (|L_i| + dist\_left(i)) / \delta_\ell$ 
8:    $points\_per\_segment(i) \leftarrow \lfloor ratio \rfloor$ 
9:    $dist\_left(i+1) \leftarrow (ratio - \lfloor ratio \rfloor) \delta_\ell$ 
10: end for
11:  $count = 1$ 
12: for  $i = 1 : \ell - 1$  do  $\triangleright$  for each line segment
13:   if  $points\_per\_segment(i) > 0$  then  $\triangleright$  check if any point lands in segment  $L_i$ 
14:      $\nu_i := (x_{i+1} - x_i) / L_i$ 
15:      $y_{count} = x_i + (\delta_\ell - dist\_left(i)) \nu_i$ 
16:      $count \leftarrow count + 1$ 
17:     for  $j = 2 : points\_per\_segment(i)$  do  $\triangleright$  if  $L_i$  has more than one point
18:        $y_{count} \leftarrow y_{count-1} + \delta_\ell \nu_i$ 
19:        $count \leftarrow count + 1$ 
20:     end for
21:   end if
22: end for
23: return  $Y$ 

```

d) *Generating Y (III. Problematic Instances)*: Some problematic instances when generating Y and how we proceed in these cases are described in the supplementary material.

e) *Select Reference Set T* : Once we have computed the filled set Y , we need to select μ points out of it that are ideally equally distributed along Y . To this end, we use k -means with μ clusters for this purpose due to the relationship between k -

Algorithm 5 Filling ($k \geq 3$ Objectives)

Input: Population $P' = \{p'_1, \dots, p'_\ell\}$, filling size N_f
Output: Filled set $Y = \{y_1, \dots, y_{N_f}\}$

- 1: $\eta \leftarrow \text{ComputeNormalVector}(P')$ \triangleright Eq. (26) (27)
- 2: $P_{k-1} \leftarrow \text{project } P' \text{ onto } \eta^\perp$
- 3: $T \leftarrow \text{DelaunayTriangulation}(P_{k-1})$
- 4: $Y \leftarrow \text{TriangleFilling}(T, F)$
- 5: **return** Y

means and the optimal IGD subset selection ([11], [65]). The obtained μ medoids form the reference set $T = \{t_1, \dots, t_\mu\}$.

f) *Compute Shifting Direction η* : The ideal scenario is certainly to shift each of the target values t_i “orthogonal” to the Pareto front toward an utopian region. Since the front is not known, we compute this shifting direction η orthogonal to the convex hull defined by the minimal elements of the target values. More precisely, we compute η as follows: if $\tau = \{t_1, \dots, t_{\mu'}\}$ consists of one connected component (else perform the following steps on each of the components), then choose

$$y_{(i)}^m \in \arg \min_{i=1, \dots, \mu'} t_{j,i}, \quad i = 1, \dots, k, \quad (24)$$

where $t_{j,i}$ denotes the i -th element of t_j , and set

$$M := (y_{(2)}^m - y_{(1)}^m, y_{(3)}^m - y_{(1)}^m, \dots, y_{(k)}^m - y_{(1)}^m) \in \mathbb{R}^{k \times (k-1)}. \quad (25)$$

Next, compute a QR-factorization of M , i.e.,

$$M = QR = (q_1, \dots, q_k)R, \quad (26)$$

where $Q \in \mathbb{R}^{k \times k}$ is an orthogonal matrix with column vectors q_i , and $R \in \mathbb{R}^{k \times (k-1)}$ is a right upper triangular matrix. Then, the vector

$$\eta = -\text{sgn}(q_{k,1}) \frac{q_k}{\|q_k\|_2} \quad (27)$$

is the desired shifting direction. Since Q is orthogonal, the vectors $v_1 := q_1, \dots, v_{k-1} := q_{k-1}$ form an orthonormal basis of the hyperplane that is orthogonal to η . That is, these vectors can be used for the construction of P_{k-1} .

g) *Shifting Reference Set (Generating Z)* = $\{z_1, \dots, z_\mu\}$: The reference set T is shifted following the direction of η to an utopian region in order to obtain Z via $z_i = t_i + t\eta$. Hereby, t controls how far T is shifted down (we used $t = 0.05$).

h) *Matching*: We now have computed two sets of cardinality μ : the initial points X_0 for the Newton method and the reference set Z . Since the latter set has been computed with the purpose of yielding a good representation (in terms of IGD) of the parts of the Pareto front that are already detected by the MOEA, it serves as a good target for the Newton method. X_0 and Z might not be matched (in the sense defined in the previous section). However, we perform a *perfect matching* (via solving a balanced assignment problem [30]) between the two sets to obtain the best possible one-to-one relationship. More precisely, perfect matching is used to determine for each $x^{(i)} \in X_0$ the target z_{j_i} of Z for the Newton method.

i) *The Δ_p -Newton Method*: We have now collected all the elements for the population-based Δ_p -Newton method we propose in the following.

Algorithm 6 shows the pseudo-code of the Newton method. First, P' , P , $Z_0 := Z$, and η are computed as described above. The method terminates if the magnitude of P' does not exceed 10 percent of the magnitude of P . This is due to the fact that too few promising solutions may not be enough to build up a suitable reference set. Otherwise, the Newton method is performed. Each iteration consists of two steps: the Newton step and the update of the reference set. If one element z_i is detected to be reachable, i.e., if a candidate solution $x_{k+1}^{(i)}$ is computed, those image are approximately given by $z_k^{(i)}$, then this target is further shifted by $t\eta$ so that the subsequent Newton iterates aim for better solutions.

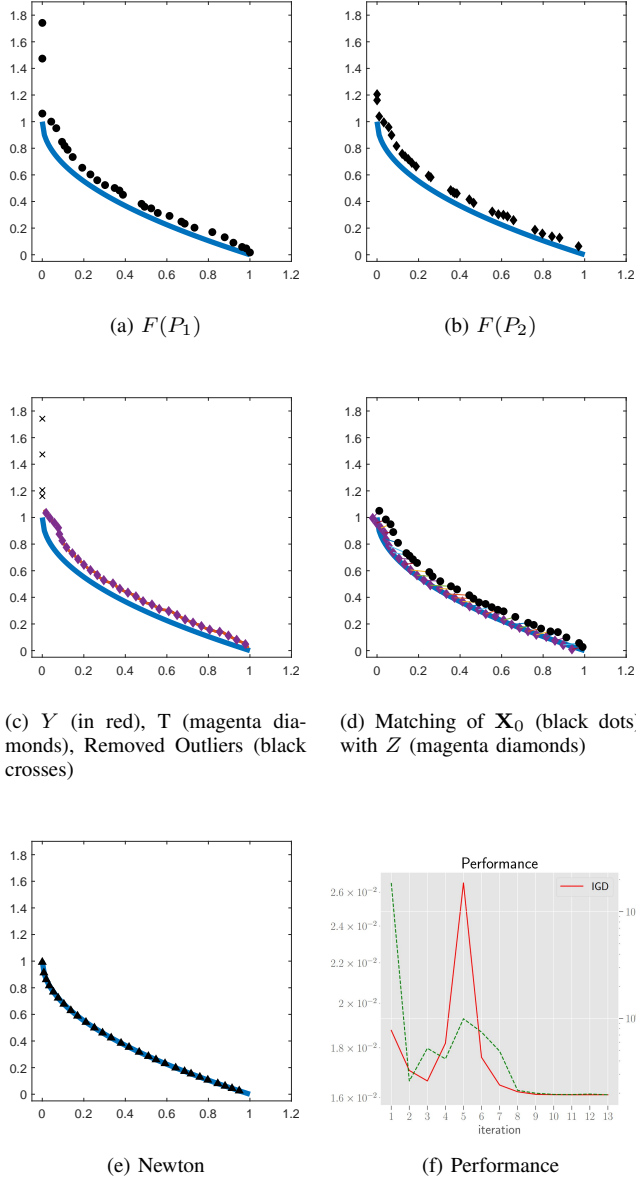
Algorithm 6 Δ_p -Newton Method

Input: initial iterate (X_0, λ_0) , step $t > 0$, tolerance $tol_y > 0$, merged sets P, P' , number of iterations N_i , reference set Z , shifting direction η
Output: final iterate (X_{N_i}, λ_{N_i})

- 1: $Z_0 \leftarrow Z$
- 2: **if** $|P'| \leq 0.1|P|$ **then**
- 3: **terminate** \triangleright Do not apply Newton method
- 4: **end if**
- 5: **for** $l = 0, 1, \dots, N_i - 1$ **do**
- 6: compute (X_{l+1}, λ_{l+1}) via (20)
- 7: **for** $i = 1, \dots, \mu$ **do** \triangleright Update Z
- 8: **if** $\|F(x_{k+1}^{(i)}) - z_k^{(i)}\|_2 < tol_y$ **then**
- 9: $z_{k+1}^{(i)} \leftarrow z_k^{(i)} + t\eta$
- 10: **else**
- 11: $z_{k+1}^{(i)} \leftarrow z_k^{(i)}$
- 12: **end if**
- 13: **end for**
- 14: **end for**
- 15: **return** (X_{N_i}, λ_{N_i})

Figure 2 shows an application of the Newton method on ZDT1 using $n = 3$ decision variables and $k = 2$ objectives. Figures 2 (a) and (b) show the Pareto front together with two hypothetical populations P_f and P_{f-s} , respectively, using population size $\mu = 30$. Both populations contain outliers that are not contained in P' . Figure 2 (c) shows the resulting set Y (red dots) and the initial targets T (magenta diamonds). The black crosses are the detected outliers. Figure 2 (d) shows the image of X_0 together with the matching with the shifted set Z for the step size $t = 0.05$. Figure 2 (e) shows the final result of the Newton method using $N_i = 6$. Apparently, the Newton method could significantly improve the overall approximation quality, for instance, by reducing gaps in the representation. This observation is supported by the Δ_2 values of the two approximations: it is $\Delta_2(F(P_f), F(P_Q)) = 1.0170$ and $\Delta_2(F(X_6), F(P_Q)) = 0.1701$.

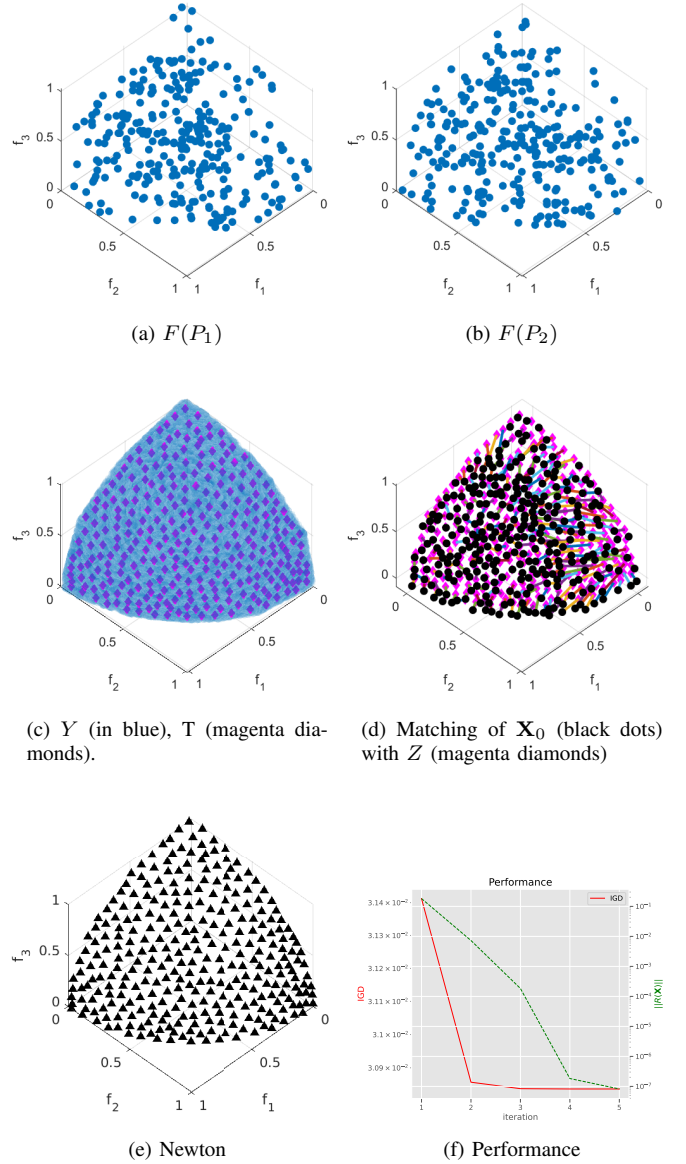
Figure 3 shows the application of the Newton method on DTLZ2 ($n = 10$, $k = 2$) using populations obtained with NSGA-II. Similarly, Figure 3 (a) shows the last generation (P_{300}) of NSGA-II and Figure 3 (b) shows P_{295} . We use $\kappa = 4$

Fig. 2. Application of the Δ_p -Newton method on ZDT1.

generations for problems with $k \geq 3$, but we only show those two. Figures 3 (c), (d), (e), and (f) show the same sets as in Figure 2 but without the PF.

j) Complexity Analysis: We now present the complexity of each step separately. If the PF is disconnected, the complexity is described below for each detected component (replacing the total size with the component size).

- Computing X_0 . The time complexity is $\mathcal{O}((\kappa\mu)^2 + \kappa\mu k\tau_1)$ due to the complexity of the non-dominance test plus the k -medoids complexity. Here, μ is the population size, κ is the number of populations we merge, k is the number of objectives, and τ_1 is the number of iterations of k -medoids (usually small).
- Generating Y (I. Component Detection). The time complexity is $\mathcal{O}(\gamma\kappa^2\mu^2)$ due to the size of the grid search (γ) times the complexities of DBSCAN and the

Fig. 3. Application of the Δ_p -Newton method on DTLZ2.

WeakestLink computation. Here, γ is the number of parameter combinations of the grid search, which is $\gamma = 14$ for $k = 2$ and $\gamma = 10$ for $k \geq 3$.

- Generating Y (II. Filling). The time complexity depends on the number of objectives:

- For $k = 2$ the time complexity is $\mathcal{O}(\ell + kN_f)$ due to sorting and placing the N_f points along the line segments. Here ℓ is the size of the merged population P (without the unpromising solutions).
- For $k \geq 3$ the time complexity is $\mathcal{O}(k^3 + \ell k^2 + \ell \log \ell + k\sigma + kN_f)$ due to computing the normal vector η , the change of coordinates and projection, the Delaunay triangulation and the triangle filling. Here σ represents the size of the Delaunay triangulation i.e., the number of triangles.

- Select Reference Set T . The time complexity is

$\mathcal{O}(\tau_2 k \mu N_f)$ due to k -means. Here, N_f is the number of points of the filled set (Y), and τ_2 is the number of iterations of k -means.

- f) Compute Shifting Direction. The time complexity is $\mathcal{O}(k\mu + k^3)$ due to the complexity of computing the k minima and the complexity of the QR factorization.
- g) Shift Reference Set (Generating Z). The time complexity is $\mathcal{O}(k\mu)$ due to matrix addition.
- h) Matching. The time complexity is $\mathcal{O}(\mu^2 \log \mu)$ due to solving a linear assignment problem to obtain the matching.
- i) Δ_p -Newton Method. The time complexity is $\mathcal{O}(\mu(n + p)^3)$, as discussed above. Here, n is the number of decision variables, and p is the number of equality constraints.

The complexity of the entire method is $\mathcal{O}(\tau_2 k \mu N_f + \mu^2 \log \mu + \mu(n + p)^3)$ due to selecting the reference set T , the matching and the Δ_p -Newton method (assuming that $\ell \propto \mu$ and $k \ll \mu$).

V. NUMERICAL RESULTS

In this section, we empirically show the strength of the novel approach. Due to the relatively high cost of the Newton method, it does not seem advisable to use an operator within an MOEA that is applied with a certain probability in each step. Instead, it seems to be more reasonable to use it as a post-processing step after the run of the chosen base MOEA. We first discuss the effect of the Newton method similar to Figure 2 (see all figures and further discussion in the supplementary material). To this end, we have chosen to use next to ZDT1 ($k = 2$ objectives, connected and convex Pareto front) also ZDT3 ($k = 2$, disconnected convex-concave PF), DTLZ1 ($k = 3$, connected linear PF), DTLZ2 ($k = 3$, connected concave PF), DTLZ7 ($k = 3$, disconnected convex-concave PF), and CONV4-2F ($k = 4$, disconnected convex PF). These functions have been selected to show the method's capability to handle MOPs with different PF shapes. Figures 4 to 8 of the supplementary material show "before-after" approximations together with some intermediate steps of the reference set generation on selected (median) results. Table V shows the Δ_p values of the obtained approximations for these problems averaged over 30 independent runs. As can be seen by the indicator values and visually, the Newton method significantly increases the approximation qualities for all chosen test problems.

Since, again, the Newton method comes with a certain cost, the natural question that arises is what the base MOEA would have achieved using these additional resources. To address this issue, we have chosen to use the frequently used and highly proven MOEAs (1) NSGA-II [20]; (2) NSGA-III [22], [39]; (3) MOEA/D [47] and (4) SMS-EMOA [3] as base algorithms. For each MOEA, we set the population size to $\mu = 100$ for bi-objective problems and $\mu = 300$ for three-objective ones. We take the following well-applied test problems:

- ZDT1, ZDT2, ZDT3, ZDT4, and ZDT6 [24]: $k = 2$, decision space $[0, 1]^{30}$ for ZDT1-3 and $[0, 1]^{10}$ for ZDT4 and 6.

- DTLZ1-7 [25]: $k = 3$, decision space $[0, 1]^{10}$ for DTLZ2-7 and $[0, 1]^7$ for DTLZ1.
- IDTLZ1-4 [39]: $k = 2$, decision space $[0, 1]^{11}$.
- CF1-7 ($k = 2$) and CF8-9 ($k = 3$) [74]: all functions are, in addition to the box constraints, restricted by a further nonlinear inequality constraint. The dimension of the decision space is $n = 10$.
- CONV4-2F (defined in the supplementary material): $k = 4$, decision space $[-3, 3]^4$.

For all of the problems, at least a part of the Pareto set is located at the boundary of Q . Thus, the constraint-handling techniques described above are required for all problems. For all base MOEAs except MODA/D¹, we handle the constraints using the adaptive ε -constraint method [62]. This method considers a solution feasible subject to a small threshold ε , which decreases linearly to zero. The initial value of ε is set to the average constraint value of the initial population. In our experiment, we diminish ε to zero after 50% of the iterations of the MOEA. We utilize the implementation in the `pymoo` library (<https://pymoo.org/constraints/eps.html>).

In our experiments, we first execute the MOEA for 300 iterations and then run the DpN for 6 iterations. We used automatic differentiation (AD) [32] techniques to compute the Jacobian and Hessian of the objective functions for DpN. To make a fair comparison (i.e., to know for how much longer to run the base MOEA), we needed to estimate the computational cost of AD to calculate the derivatives which we have done by collecting the CPU times for the runs. Based on this, we estimated 1.836 function evaluations (FEs) for one AD Jacobian call and around 3 FEs for one AD Hessian call. Based on these numbers, we have calculated the total number of FEs of the DpN and have given this additional resource to the base MOEAs.

Table V shows the main results, where we show the medians of Δ_p ($p = 2$) between the final approximation set of each algorithm and the Pareto front, estimated from 30 independent runs for each algorithm-problem pair. The Mann-Whitney U test (with a 5% significance level) is used to check statistical significance, from which we see among 98 algorithm-problem pairs, the hybridization of MOEA and DpN outperforms the standalone MOEA on 66 cases, ties on 21 cases, and loses on only 11 cases (66/21/11). Considering the base MOEAs separately, we obtain 21/6/0 for NSGA-II, 19/3/5 for NSGA-III, 13/10/4 for SMS-EMOA and 13/2/2 for MOEA/D. As mentioned before, we did not test MOEA/D on CF problems since in `pymoo`, the constraint-handling method is not implemented for MOEA/D.

We future examine the cases where DpN loses: it is mostly attributed to a poor reference set, which again results from either bad convergence to or coverage of the Pareto front by the MOEAs. For IDTLZ3, neither NSGA-III nor SMS-EMOA manages to get sufficiently close to the Pareto front, and the reference set interpolation does not help much since DpN can easily get stuck in local efficient sets. For CF6 and CF9, SMS-EMOA only covers a small fraction of the Pareto front upon

¹Since the constraint-handling method is not implemented in the `pymoo` library, we did not test the MOEA/D algorithm on all CF problems.

TABLE I

WARMSTARTING THE DpN METHOD AFTER 300 ITERATIONS OF THE MOEA, WE SHOW THE Δ_2 VALUES (MEDIAN AND 10% - 90% QUANTILE RANGE) OF THE FINAL PARETO FRONTS, AVERAGED OVER 30 INDEPENDENT RUNS. THE NEWTON METHOD IS EXECUTED FOR SIX ITERATIONS, AND THE MOEA TERMINATES AT COMPARABLE FUNCTION EVALUATIONS. MANN-WHITNEY U TEST (WITH 5% SIGNIFICANCE LEVEL) IS EMPLOYED TO COMPARE THE PERFORMANCE OF THE NEWTON METHOD AND THE MOEA: \uparrow (DpN SURPASSES MOEA), \leftrightarrow (NO SIGNIFICANT DIFFERENCE), AND \downarrow (DpN LOSES) WHERE THE HOLM-SIDAK METHOD IS USED TO ADJUST THE p -VALUE FOR MULTIPLE TESTING.

Method	Problem	MOEA + DpN	MOEA	NSGA-III	IDTLZ1	0.0758(3.981e-03) \uparrow	0.0890(1.333e-03)
NSGA-II	CF1	0.0300(4.463e-02) \uparrow	0.0833(1.110e-01)	NSGA-III	IDTLZ2	1.0408(2.159e-02) \uparrow	1.0769(6.307e-03)
NSGA-II	CF2	0.0886(9.911e-02) \leftrightarrow	0.0955(2.213e-01)	NSGA-III	IDTLZ3	930.5973(3.303e+01) \downarrow	922.9865(1.259e+01)
NSGA-II	CF3	0.3382(2.004e-01) \uparrow	0.4234(4.581e-01)	NSGA-III	IDTLZ4	1.6451(6.316e-02) \uparrow	1.7512(5.912e-03)
NSGA-II	CF4	0.1457(1.513e-01) \leftrightarrow	0.1281(2.713e-01)	NSGA-III	CONV4-2F	0.4414(3.165e-02) \uparrow	0.5209(1.176e-01)
NSGA-II	CF5	0.2882(4.215e-01) \leftrightarrow	0.3773(3.223e-01)	SMS-EMOA	CF1	0.0244(1.041e-02) \uparrow	0.0799(2.054e-01)
NSGA-II	CF6	0.2598(1.903e-01) \leftrightarrow	0.1993(1.654e-01)	SMS-EMOA	CF2	0.1571(1.121e-01) \leftrightarrow	0.1285(2.332e-01)
NSGA-II	CF7	0.3080(3.629e-01) \leftrightarrow	0.3758(4.328e-01)	SMS-EMOA	CF3	0.3240(1.063e-01) \uparrow	0.4563(3.103e-01)
NSGA-II	CF8	0.7557(2.343e-01) \uparrow	1.1986(1.185e+00)	SMS-EMOA	CF4	0.1262(1.531e-01) \leftrightarrow	0.1318(1.632e-01)
NSGA-II	CF9	0.1568(5.746e-02) \uparrow	0.8577(6.374e-01)	SMS-EMOA	CF5	0.5008(4.483e-01) \leftrightarrow	0.4526(4.302e-01)
NSGA-II	CF10	0.7984(1.400e+00) \uparrow	10.4022(1.482e+01)	SMS-EMOA	CF6	0.2556(1.042e-01) \downarrow	0.2081(1.691e-01)
NSGA-II	ZDT1	0.0048(2.183e-04) \uparrow	0.0057(7.470e-04)	SMS-EMOA	CF7	0.4123(4.104e-01) \leftrightarrow	0.4588(3.647e-01)
NSGA-II	ZDT2	0.0046(1.077e-04) \uparrow	0.0059(6.459e-04)	SMS-EMOA	CF8	0.7417(1.973e-01) \uparrow	3.3526(2.388e+00)
NSGA-II	ZDT3	0.0071(1.398e-03) \leftrightarrow	0.0068(8.095e-04)	SMS-EMOA	CF9	0.5010(1.408e-01) \downarrow	0.3871(2.644e-01)
NSGA-II	ZDT4	0.0048(2.578e-04) \uparrow	0.0054(5.038e-04)	SMS-EMOA	CF10	0.5504(6.736e-01) \uparrow	1.1320(3.102e+00)
NSGA-II	ZDT6	0.0047(5.787e-04) \uparrow	0.0049(6.355e-04)	SMS-EMOA	ZDT1	0.0045(1.414e-04) \downarrow	0.0043(6.758e-05)
NSGA-II	DTLZ1	0.0124(6.605e-04) \uparrow	0.0179(1.582e-03)	SMS-EMOA	ZDT2	0.0048(1.206e-04) \uparrow	0.0059(8.305e-04)
NSGA-II	DTLZ2	0.0429(1.694e-03) \uparrow	0.0460(3.702e-03)	SMS-EMOA	ZDT3	0.0062(4.074e-04) \leftrightarrow	0.0062(5.672e-04)
NSGA-II	DTLZ3	0.0435(2.139e-03) \uparrow	0.0473(3.356e-02)	SMS-EMOA	ZDT4	0.0046(4.369e-04) \leftrightarrow	0.0045(6.858e-03)
NSGA-II	DTLZ4	0.0438(1.562e-03) \uparrow	0.0448(3.131e-03)	SMS-EMOA	ZDT6	0.0037(9.603e-05) \uparrow	0.0041(3.348e-01)
NSGA-II	DTLZ5	0.0045(2.844e-04) \uparrow	0.0046(1.304e-04)	SMS-EMOA	DTLZ1	0.0128(1.279e-03) \uparrow	0.0295(1.020e-01)
NSGA-II	DTLZ6	0.0431(4.569e-02) \uparrow	0.0573(4.226e-02)	SMS-EMOA	DTLZ2	0.0336(1.008e-03) \uparrow	0.0627(3.314e-02)
NSGA-II	DTLZ7	0.0399(5.767e-03) \uparrow	0.0484(7.544e-03)	SMS-EMOA	DTLZ3	0.0342(3.620e-03) \uparrow	0.0720(4.076e-01)
NSGA-II	IDTLZ1	0.0747(3.750e-03) \uparrow	0.0953(3.511e-03)	SMS-EMOA	DTLZ4	0.0341(8.198e-04) \uparrow	0.0504(7.636e-03)
NSGA-II	IDTLZ2	1.1248(2.553e-02) \uparrow	1.1754(3.821e-02)	SMS-EMOA	DTLZ5	0.0055(3.670e-03) \uparrow	0.0071(6.424e-03)
NSGA-II	IDTLZ3	950.0772(1.188e+01) \uparrow	983.7051(3.063e+01)	SMS-EMOA	DTLZ6	0.0481(5.194e-02) \leftrightarrow	0.0470(6.263e-02)
NSGA-II	IDTLZ4	1.7877(4.016e-02) \uparrow	1.8510(5.479e-02)	SMS-EMOA	DTLZ7	0.0523(4.408e-02) \leftrightarrow	0.0509(2.074e-02)
NSGA-II	CONV4-2F	0.4360(2.821e-02) \uparrow	0.4790(8.461e-02)	SMS-EMOA	IDTLZ1	0.0744(2.376e-03) \uparrow	0.0882(2.154e-02)
NSGA-III	CF1	0.0226(5.467e-03) \uparrow	0.1866(2.179e-01)	SMS-EMOA	IDTLZ2	0.7901(5.179e-02) \leftrightarrow	0.7969(9.259e-02)
NSGA-III	CF2	0.0792(4.738e-02) \uparrow	0.3172(4.645e-01)	SMS-EMOA	IDTLZ3	757.5839(7.299e+01) \downarrow	659.7112(5.920e+01)
NSGA-III	CF3	0.2862(1.860e-01) \uparrow	0.6304(6.208e-01)	SMS-EMOA	IDTLZ4	1.7023(5.528e-02) \leftrightarrow	1.7127(1.212e-01)
NSGA-III	CF4	0.1200(4.080e-02) \uparrow	0.2463(9.613e-01)	SMS-EMOA	CONV4-2F	0.5275(2.942e-01) \uparrow	0.7978(4.228e-01)
NSGA-III	CF5	0.4874(4.474e-01) \uparrow	0.5778(7.658e-01)	MOEAD	ZDT1	0.0073(3.062e-03) \uparrow	0.0158(7.974e-02)
NSGA-III	CF6	0.2409(1.911e-01) \leftrightarrow	0.1777(1.621e-01)	MOEAD	ZDT2	0.0056(5.081e-04) \uparrow	0.0589(2.719e-01)
NSGA-III	CF7	0.3748(3.103e-01) \uparrow	0.5500(8.484e-01)	MOEAD	ZDT3	0.0497(1.163e-01) \leftrightarrow	0.0432(1.417e-01)
NSGA-III	CF8	0.7942(1.870e-01) \uparrow	1.1450(1.050e+00)	MOEAD	ZDT4	0.0206(2.553e-02) \uparrow	2.0001(4.178e+00)
NSGA-III	CF9	0.1870(9.110e-02) \uparrow	0.4705(1.778e+00)	MOEAD	ZDT6	0.0062(1.078e-03) \uparrow	0.2462(3.517e-01)
NSGA-III	CF10	0.7744(8.865e-01) \leftrightarrow	1.4668(9.989e+00)	MOEAD	DTLZ1	0.0123(2.846e-04) \uparrow	0.0132(3.123e-04)
NSGA-III	ZDT1	0.0057(2.432e-03) \leftrightarrow	0.0064(2.935e-05)	MOEAD	DTLZ2	0.0339(7.752e-04) \uparrow	0.0346(2.125e-05)
NSGA-III	ZDT2	0.0047(9.501e-05) \uparrow	0.0055(3.772e-05)	MOEAD	DTLZ3	0.0338(8.183e-04) \uparrow	0.0406(1.650e-02)
NSGA-III	ZDT3	0.0064(2.571e-03) \uparrow	0.0102(1.880e-04)	MOEAD	DTLZ4	0.0339(9.495e-04) \uparrow	0.0346(6.397e-01)
NSGA-III	ZDT4	0.0066(1.070e-02) \uparrow	0.0094(7.426e-02)	MOEAD	DTLZ5	0.1649(1.460e-02) \downarrow	0.0249(1.428e-03)
NSGA-III	ZDT6	0.0037(7.453e-05) \uparrow	0.0058(9.301e-04)	MOEAD	DTLZ6	0.0571(7.161e-02) \uparrow	0.0883(1.621e-01)
NSGA-III	DTLZ1	0.0127(3.195e-04) \downarrow	0.0112(5.865e-05)	MOEAD	DTLZ7	0.0912(3.172e-02) \leftrightarrow	0.0939(7.184e-03)
NSGA-III	DTLZ2	0.0337(7.155e-04) \downarrow	0.0302(9.015e-05)	MOEAD	IDTLZ1	0.0131(1.155e-03) \uparrow	0.0206(7.493e-04)
NSGA-III	DTLZ3	0.0338(6.955e-04) \downarrow	0.0304(1.033e-03)	MOEAD	IDTLZ2	1.0747(3.208e-02) \uparrow	1.1985(7.294e-03)
NSGA-III	DTLZ4	0.0339(8.853e-04) \downarrow	0.0302(4.015e-05)	MOEAD	IDTLZ3	930.6047(1.901e+01) \uparrow	999.5192(1.280e+01)
NSGA-III	DTLZ5	0.0046(3.616e-04) \uparrow	0.0250(6.557e-04)	MOEAD	IDTLZ4	1.7920(3.396e-02) \uparrow	1.8660(5.549e-03)
NSGA-III	DTLZ6	0.0368(2.585e-02) \uparrow	0.0869(1.319e-01)	MOEAD	CONV4-2F	1.1570(4.489e-02) \downarrow	0.4524(1.109e-01)
NSGA-III	DTLZ7	0.0407(5.684e-03) \uparrow	0.0588(1.104e-03)	+/-/-		66/21/11	

termination. Hence, the reference set we generate also has poor coverage of the Pareto front. For DTLZ5, MOEA/D also only covers a fraction of the Pareto front, similar to the previous case. For DTLZ1-4, the approximation sets of NSGA-III are nearly perfect; hence DpN can not improve much upon it. We observe the same behavior on ZDT1 with SMS-EMOA. For CONV4-2F, we find out that the shifting direction η computed from MOEA/D's final population is not pointing towards the Pareto front, causing the DpN to move further away from it.

Based on this result, we conclude that overall DpN accelerates the empirical convergence compared to the genetic operators in MOEA when the approximation set is already

decently close to the Pareto set.

VI. CONCLUSIONS AND FUTURE WORK

In this paper, we have proposed a new set-based Newton method aiming for Hausdorff approximations of the Pareto front of a given multi-objective optimization problem (MOP). The method was designed to be used within multi-objective evolutionary algorithms (MOEAs). The basis for this method has been the Δ_p -Newton method proposed in [64], for which we have applied three crucial modifications: (i) the Newton steps for the GD , the IGD , and the Δ_p indicator has been derived to treat constrained MOPs and general reference sets.

(ii) To aim for Pareto front approximations, we have proposed a particular reference set generator, for which the data gathered by the used base MOEA is utilized. (iii) To significantly reduce the cost of the method, we have considered the Newton method for “matched sets” and have proposed a particular matching strategy between the (reduced) reference set and the Newton iterate. We have finally shown the strength of the novel method as a post-processing tool for which we have used four benchmark suites (ZDT, DTLZ, IDTLZ, and CF) and four MOEAs as base algorithms (NSGA-II, NSGA-III, MOEA/D, and SMS-EMOA).

Though the results shown in this work are very promising, there are some issues that may be worth investigating to further improve the Newton method. One issue is certainly the cost of the method which results from the use of derivative information. It is conceivable that the use of quasi-Newton elements or the direct use of neighborhood information, as done in [44], [66], can reduce the cost of the local search. Another issue is that the outcome of the Newton method highly depends on the quality of the reference set. It is worth investigating if the reference set generator can be improved, e.g., via an update during the Newton iteration or mechanisms that detect (local) degenerations of the solution set.

REFERENCES

- [1] J. Bader and E. Zitzler. HypE: An Algorithm for Fast Hypervolume-Based Many-Objective Optimization. *Evolutionary Computation*, 19(1):45–76, 2011.
- [2] S. Ben-David and M. Ackerman. Measures of clustering quality: A working set of axioms for clustering. In D. Koller et al., editor, *Advances in Neural Information Processing Systems*, volume 21. Curran Associates, Inc., 2008.
- [3] N. Beume, B. Naujoks, and M. T. M. Emmerich. SMS-EMOA: multiobjective selection based on dominated hypervolume. *Eur. J. Oper. Res.*, 181(3):1653–1669, 2007.
- [4] R. Biswas and D. Sharma. Single-loop multi-objective reliability-based design optimization using chaos control theory and shifting vector with differential evolution. *Mathematical and Computational Applications*, 28(1), 2023.
- [5] J. M. Bogoya, A. Vargas, and O. Schütze. The averaged Hausdorff distances in multi-objective optimization: A review. *Mathematics*, 7(10), 2019.
- [6] P. A. N. Bosman. On gradients and hybrid evolutionary algorithms for real-valued multiobjective optimization. *IEEE Transactions on Evolutionary Computation*, 16(1):51–69, 2011.
- [7] K. Bringmann and T. Friedrich. Convergence of hypervolume-based archiving algorithms. *IEEE Transactions on Evolutionary Computation*, 18(5):643 – 657, 2014.
- [8] K. Bringmann, T. Friedrich, and P. Klitzke. Two-dimensional subset selection for hypervolume and epsilon-indicator. In *Proceedings of the 2014 Annual Conference on Genetic and Evolutionary Computation*. Association for Computing Machinery, 2014.
- [9] M. Brown and R. E. Smith. Directed multi-objective optimization. *International Journal of Computers, Systems, and Signals*, 6(1):3–17, 2005.
- [10] C. I. Hernández Castellanos and O. Schütze. A bounded archiver for Hausdorff approximations of the Pareto front for multi-objective evolutionary algorithms. *Mathematical and Computational Applications*, 27(3), 2022. Article Number: 48.
- [11] W. Chen, H. Ishibuchi, and K. Shang. Clustering-based subset selection in evolutionary multiobjective optimization. In *2021 IEEE International Conference on Systems, Man, and Cybernetics (SMC)*, pages 468–475, 2021.
- [12] Xiaojun Chen and Tetsuro Yamamoto. Newton-like methods for solving underdetermined nonlinear equations with nondifferentiable terms. *Journal of Computational and Applied Mathematics*, 55(3):311–324, 1994.
- [13] C. A. Coello Coello and N. Cortés Cruz. Solving multiobjective optimization problems using an artificial immune system. *Genetic Programming and Evolvable Machines*, 6(2):163–190, Jun 2005.
- [14] C. A. Coello Coello and M. Reyes Sierra. A study of the parallelization of a coevolutionary multi-objective evolutionary algorithm. In R. Monroy et al, editor, *MICAI 2004: Advances in Artificial Intelligence*, pages 688–697, Berlin, Heidelberg, 2004. Springer Berlin Heidelberg.
- [15] C. A. Coello Coello, E. Goodman, K. Miettinen, D. Saxena, O. Schütze, and L. Thiele. Interview: Kalyanmoy deb talks about formation, development and challenges of the EMO community, important positions in his career, and issues faced getting his works published. *Mathematical and Computational Applications*, 28(2), 2023.
- [16] C. A. Coello Coello, G. B. Lamont, and D. A. Van Veldhuizen. *Evolutionary Algorithms for Solving Multi-Objective Problems*. Springer, New York, second edition, 2007.
- [17] O. Cuate, A. Ponsich, L. Uribe, S. Zapotecas, A. Lara, and O. Schütze. A new hybrid evolutionary algorithm for the treatment of equality constrained MOPs. *Mathematics*, 8, 2020.
- [18] S. Datta, A. Ghosh, K. Sanyal, and S. Das. A radial boundary intersection aided interior point method for multi-objective optimization. *Information Sciences*, 377:1–16, 2017.
- [19] K. Deb. *Multi-Objective Optimization using Evolutionary Algorithms*. John Wiley & Sons, Chichester, UK, 2001. ISBN 0-471-87339-X.
- [20] K. Deb, S. Agrawal, A. Pratap, and T. Meyarivan. A fast and elitist multiobjective genetic algorithm: NSGA-II. *IEEE Trans. Evol. Comput.*, 6(2):182–197, 2002.
- [21] K. Deb and M. Ehrgott. On generalized dominance structures for multi-objective optimization. *Mathematical and Computational Applications*, 28(5), 2023.
- [22] K. Deb and H. Jain. An evolutionary many-objective optimization algorithm using reference-point-based nondominated sorting approach, part I: Solving problems with box constraints. *Transactions on Evolutionary Computation*, 18(4):577–601, 2014.
- [23] K. Deb, A. Pratap, S. Agarwal Sameer, and T. Meyarivan. A fast and elitist multiobjective genetic algorithm: NSGA-II. *Evolutionary Computation*, *IEEE Transactions on*, 6(2):182–197, 2002.
- [24] K. Deb and A. Srinivasan. Innovization: innovating design principles through optimization. In M. Cattolico, editor, *Genetic and Evolutionary Computation Conference, GECCO 2006*, pages 1629–1636. ACM, 2006.
- [25] K. Deb, L. Thiele, M. Laumanns, and E. Zitzler. Scalable Test Problems for Evolutionary Multiobjective Optimization. In A. Abraham et al., editor, *Evolutionary Multiobjective Optimization*, Advanced Information and Knowledge Processing, pages 105–145. Springer, 2005.
- [26] B. Delaunay. Sur la sphère vide. *Bulletin de l’Académie des Sciences de l’URSS. Classe des sciences mathématiques et na*, 1934(6):793–800, 1934.
- [27] M. Emmerich and A. H. Deutz. Time Complexity and Zeros of the Hypervolume Indicator Gradient Field. In O. Schütze et al., editor, *EVOLVE - A Bridge between Probability, Set Oriented Numerics, and Evolutionary Computation III [EVOLVE 2012]*, volume 500 of *Studies in Computational Intelligence*, pages 169–193. Springer, 2012.
- [28] M. Ester, H. P. Kriegel, J. Sander, and X. Xu. A density-based algorithm for discovering clusters in large spatial databases with noise. In E. Simoudis et al., editor, *KDD*, pages 226–231. AAAI Press, 1996.
- [29] J. Fliege and B. F. Svaiter. Steepest descent methods for multicriteria optimization. *Mathematical Methods of Operations Research*, 51(3):479–494, 2000.
- [30] Michael L. Fredman and Robert Endre Tarjan. Fibonacci heaps and their uses in improved network optimization algorithms. *J. ACM*, 34(3):596–615, jul 1987.
- [31] X. Gao, B. Chen, X. He, T. Qiu, J. Li, C. Wang, and L. Zhang. Multi-objective optimization for the periodic operation of the naphtha pyrolysis process using a new parallel hybrid algorithm combining NSGA-II with SQP. *Computers & Chemical Engineering*, 32(11):2801–2811, 2008.
- [32] A. Griewank. *Evaluating derivatives - principles and techniques of algorithmic differentiation*, volume 19 of *Frontiers in Applied Mathematics*. SIAM, 2000.
- [33] A. P. Guerreiro, C. M. Fonseca, and L. Paquete. Greedy Hypervolume Subset Selection in Low Dimensions. *Evolutionary Computation*, 24(3):521–544, 09 2016.
- [34] M. P. Hansen and A. Jazzkiewicz. Evaluating the quality of approximations of the non-dominated set. IMM Technical Report IMM-REP-1998-7, Institute of Mathematical Modeling, Technical University of Denmark, 1998.
- [35] R. Gómez Hernández and C. A. Coello Coello. MOMBI: A new metaheuristic for many-objective optimization based on the R2 indicator. In *2013 IEEE Congress on Evolutionary Computation*, pages 2488–2495, 2013.
- [36] K. Ikeda, H. Kita, and S. Kobayashi. Failure of Pareto-based MOEAs: Does non-dominated really mean near to optimal? In *Evolutionary*

- Computation (CEC), 2001 IEEE Congress on*, pages 957–962. IEEE, 2001.
- [37] H. Ishibuchi, H. Masuda, Y. Tanigaki, and Y. Nojima. Modified distance calculation in generational distance and inverted generational distance. In A. Gaspar-Cunha et al., editor, *Evolutionary Multi-Criterion Optimization*, pages 110–125, Cham, 2015. Springer.
 - [38] H. Ishibuchi, T. Matsumoto, N. Masuyama, and Y. Nojima. Effects of dominance resistant solutions on the performance of evolutionary multi-objective and many-objective algorithms. In *GECCO '20: Proceedings of the 22th annual Conference on Genetic and Evolutionary Computation*, pages 507 – 515, 2020.
 - [39] H. Jain and K. Deb. An Evolutionary Many-Objective Optimization Algorithm Using Reference-Point Based Nondominated Sorting Approach, Part II: Handling Constraints and Extending to an Adaptive Approach. *IEEE Trans. Evol. Comput.*, 18(4):602–622, 2014.
 - [40] Joshua D. Knowles, David W. Corne, and M. Fleischer. Bounded archiving using the lebesgue measure. In *Proceedings of the IEEE Congress on Evolutionary Computation, CEC 2003, Canberra, Australia, December 8-12, 2003*, pages 2490–2497. IEEE, 2003.
 - [41] T. Kuhn, C. M. Fonseca, L. Paquete, S. Ruzika, M. M. Duarte, and J. R. Figueira. Hypervolume Subset Selection in Two Dimensions: Formulations and Algorithms. *Evolutionary Computation*, 24(3):411–425, 2016.
 - [42] A. Lara, G. Sanchez, C. A. Coello Coello, and O. Schütze. HCS: A new local search strategy for memetic multiobjective evolutionary algorithms. *IEEE Transactions on Evolutionary Computation*, 14(1):112–132, 2009.
 - [43] Manuel López-Ibáñez, Joshua D. Knowles, and Marco Laumanns. On Sequential Online Archiving of Objective Vectors. In Ricardo H. C. Takahashi, Kalyanmoy Deb, Elizabeth F. Wanner, and Salvatore Greco, editors, *Evolutionary Multi-Criterion Optimization - 6th International Conference, EMO 2011, Ouro Preto, Brazil, April 5-8, 2011. Proceedings*, volume 6576 of *Lecture Notes in Computer Science*, pages 46–60. Springer, 2011.
 - [44] A. Martín and O. Schütze. Pareto tracer: A predictor-corrector method for multi-objective optimization problems. *Engineering Optimization*, 50(3):516–536, 2018.
 - [45] Saúl Zapotecas Martínez, Antonio López Jaimes, and Abel García-Nájera. LIBEA: A lebesgue indicator-based evolutionary algorithm for multi-objective optimization. *Swarm Evol. Comput.*, 44:404–419, 2019.
 - [46] J. Nocedal and S. Wright. *Numerical Optimization*. Springer Science & Business Media, 2006.
 - [47] A. Rubio-Largo, Q. Zhang, and M. A. Vega-Rodríguez. Multiobjective evolutionary algorithm based on decomposition for 3-objective optimization problems with objectives in different scales. *Soft Comput.*, 19(1):157–166, 2015.
 - [48] G. Rudolph, O. Schütze, C. Grimme, and H. Trautmann. A multiobjective evolutionary algorithm guided by averaged Hausdorff distance to aspiration sets. In A. A. Tantar et al., editor, *EVOLVE - A Bridge between Probability, Set Oriented Numerics, and Evolutionary Computation V*, pages 261–273. Springer, 2014.
 - [49] G. Rudolph, O. Schütze, C. Grimme, C. Domínguez-Medina, and H. Trautmann. Optimal averaged Hausdorff archives for bi-objective problems: Theoretical and numerical results. *Comput Optim Appl*, 64:589 – 618, 2016.
 - [50] O. Schütze, S. Alvarado, C. Segura, and R. Landa. Gradient subspace approximation: A direct search method for memetic computing. *Soft Computing*, 21(21):6331–6350, 2017.
 - [51] O. Schütze, C. A. Coello Coello, S. Mostaghim, M. Dellnitz, and E.-G. Talbi. Hybridizing evolutionary strategies with continuation methods for solving multi-objective problems. *IEEE Transactions on Evolutionary Computation*, 19(7):762 – 769, 2008.
 - [52] O. Schütze, X. Esquivel, A. Lara, and C. A. Coello Coello. Using the averaged Hausdorff distance as a performance measure in evolutionary multi-objective optimization. *IEEE Transactions on Evolutionary Computation*, 16(4):504–522, 2012.
 - [53] O. Schütze and C. Hernández. *Archiving Strategies for Evolutionary Multi-objective Optimization Algorithms*. Springer, 2021.
 - [54] O. Schütze, A. Martín, A. Lara, S. Alvarado, E. Salinas, and C. A. Coello Coello. The directed search method for multi-objective memetic algorithms. *Computational Optimization and Applications*, 63(2):305–332, 2016.
 - [55] K. Shang, H. Ishibuchi, and Y. Nan. Distance-based subset selection revisited. In *Proceedings of the Genetic and Evolutionary Computation Conference, GECCO '21*, page 439–447, New York, NY, USA, 2021. Association for Computing Machinery.
 - [56] K. Shang, T. Shu, H. Ishibuchi, Y. Nan, and L. M. Pang. Benchmarking large-scale subset selection in evolutionary multi-objective optimization. *Information Sciences*, 622:755–770, 2023.
 - [57] P. K. Shukla. On gradient based local search methods in unconstrained evolutionary multi-objective optimization. In *International Conference on Evolutionary Multi-Criterion Optimization*, pages 96–110. Springer, 2007.
 - [58] H. K. Singh, K. S. Bhattacharjee, and T. Ray. Distance-based subset selection for benchmarking in evolutionary multi/many-objective optimization. *IEEE Transactions on Evolutionary Computation*, 23(5):904–912, 2019.
 - [59] A. Sinha and J. Wallenius. Mcdm, emo and hybrid approaches: Tutorial and review. *Mathematical and Computational Applications*, 27(6), 2022.
 - [60] N. A. Smith and R. W. Tromble. Sampling uniformly from the unit simplex. 2004.
 - [61] V. A. Sosa-Hernández, O. Schütze, H. Wang, A. Deutz, and M. Emmerich. The set-based hypervolume Newton method for bi-objective optimization. *IEEE Transactions on Cybernetics*, 50(5):2186 – 2196, 2020.
 - [62] T. Takahama and S. Sakai. Constrained Optimization by the ϵ Constrained Differential Evolution with Gradient-Based Mutation and Feasible Elites. In *IEEE International Conference on Evolutionary Computation, CEC 2006*, pages 1–8. IEEE, 2006.
 - [63] H. Trautmann, T. Wagner, and D. Brockhoff. R2-EMOA: Focused multiobjective search using R2-indicator-based selection. In G. Nicosia and P. Pardalos, editors, *Learning and Intelligent Optimization*, pages 70–74. Springer Berlin Heidelberg, 2013.
 - [64] L. Uribe, J. M. Bogoya, A. Vargas, A. Lara, G. Rudolph, and O. Schütze. A set based Newton method for the averaged hausdorff distance for multi-objective reference set problems. *Mathematics*, 8(10), 2020.
 - [65] L. Uribe, J. M. Bogoya, A. Vargas, A. Lara, G. Rudolph, and O. Schütze. A set based Newton method for the averaged Hausdorff distance for multi-objective reference set problems. *Mathematics*, 8(10), 2020.
 - [66] L. Uribe, A. Lara, K. Deb, and O. Schütze. A new gradient free local search mechanism for constrained multi-objective optimization problems. *Swarm and Evolutionary Computation*, 67:100938, 2021.
 - [67] D. A. Van Veldhuizen. Multiobjective evolutionary algorithms: classifications, analyses, and new innovations. Technical report, Air Force Institute of Technology, 1999.
 - [68] C. A. Rodríguez Villalobos and C. A. Coello Coello. A new multi-objective evolutionary algorithm based on a performance assessment indicator. In T. Soule and J. H. Moore, editors, *Genetic and Evolutionary Computation Conference, 2012*, pages 505–512. ACM, 2012.
 - [69] H. Wang, M. Emmerich, A. Deutz, V. A. Hernández Sosa, and O. Schütze. The hypervolume Newton method for constrained multi-objective optimization problems. *Mathematical and Computational Applications*, 28(1), 2023.
 - [70] Tetsuro Yamamoto. Historical developments in convergence analysis for Newton’s and Newton-like methods. *Journal of Computational and Applied Mathematics*, 124(1-2):1–23, 2000.
 - [71] S. Zapotecas Martínez and C. A. Coello Coello. A direct local search mechanism for decomposition-based multi-objective evolutionary algorithms, pages 3431 – 3438. 2012.
 - [72] S. Zapotecas Martínez, A. A. Montaña, and C. A. Coello Coello. A nonlinear simplex search approach for multi-objective optimization. In *Evolutionary Computation (CEC), 2011 IEEE Congress on*, pages 2367 – 2374, 2011.
 - [73] Q. Zhang and H. Li. MOEA/D: A multi-objective evolutionary algorithm based on decomposition. *IEEE Transactions on Evolutionary Computation*, 11(6):712–731, 2007.
 - [74] Q. Zhang, A. Zhou, S. Zhao, P. N. Suganthan, W. Liu, and S. Tiwari. Multiobjective optimization test instances for the CEC 2009 special session and competition. *University of Essex, Colchester, UK and Nanyang Technological University, Singapore, special session on performance assessment of multi-objective optimization algorithms, technical report*, 264:1–30, 2008.
 - [75] E. Zitzler, M. Laumanns, and L. Thiele. SPEA2: Improving the Strength Pareto Evolutionary Algorithm for Multiobjective Optimization. In K.C. Giannakoglou et al., editors, *Evolutionary Methods for Design, Optimization and Control with Application to Industrial Problems (EUROGEN 2001)*, pages 95–100. International Center for Numerical Methods in Engineering (CIMNE), 2002.
 - [76] E. Zitzler, L. Thiele, M. Laumanns, C. M. Fonseca, and V. Da Fonseca Grunert. Performance assessment of multiobjective optimizers: An analysis and review. *IEEE Transactions on Evolutionary Computation*, 7(2):117–132, 2003.

[77] E. Zitzler, L. Thiele, M. Laumanns, C.M. Fonseca, and V.G. da Fonseca. Performance assessment of multiobjective optimizers: an analysis and review. *IEEE Transactions on Evolutionary Computation*, 7(2):117–132, 2003.

APPENDIX

We consider the following continuous multi-objective optimization problem (MOP)

$$\min_{x \in Q} F(x). \quad (28)$$

Let $X = \{x^{(1)}, \dots, x^{(\mu)}\} \subset \mathbb{R}^n$ be a candidate set for Eq. (28) and $Z = \{z_1, \dots, z_M\} \subset \mathbb{R}^k$ be a given reference set. The indicator GD_p measures the averaged distance of the image of X and Z :

$$GD_p(X) := \left(\frac{1}{\mu} \sum_{i=1}^{\mu} d(F(x^{(i)}), Z)^p \right)^{\frac{1}{p}}. \quad (29)$$

Hereby, we have used the notation

$$d(F(x^{(i)}), Z) := \min_{j=1, \dots, M} \|F(x^{(i)}) - z_j\|, \text{ for } i = 1, \dots, \mu, \quad (30)$$

and assume Z to be fixed for the given problem (and hence, it does not appear as input argument).

A. Derivatives of GD_2^2

a) Gradient of GD_2^2 : In the following, we have to assume that for every image $F(x^{(i)})$ there exists exactly one element in Z that is nearest to this point. That is, $\forall i = 1, \dots, \mu$ there exists an index $j_i \in \{1, \dots, M\}$ such that:

$$d(F(x^{(i)}), Z) = \|F(x^{(i)}) - z_{j_i}\| < \|F(x^{(i)}) - z_q\| \quad \forall q \in \{1, \dots, M\} \setminus \{j_i\}. \quad (31)$$

Otherwise, the gradient of GD_p is not defined at A . If condition (31) is satisfied, then (29) can be written as follows:

$$GD_p(X) := \left(\frac{1}{\mu} \sum_{i=1}^{\mu} \|F(x^{(i)}) - z_{j_i}\|^p \right)^{\frac{1}{p}}, \quad (32)$$

and for the special case $p = 2$ we obtain

$$GD_2^2(X) := \frac{1}{\mu} \sum_{i=1}^{\mu} \|F(x^{(i)}) - z_{j_i}\|_2^2 \in \mathbb{R}^{n \cdot \mu}. \quad (33)$$

The gradient of GD_2^2 at A is hence given by

$$\nabla GD_2^2(A) := \frac{2}{\mu} \begin{pmatrix} J(x^{(1)})^T (F(x^{(1)}) - z_{j_1}) \\ J(x^{(2)})^T (F(x^{(2)}) - z_{j_2}) \\ \vdots \\ J(x^{(\mu)})^T (F(x^{(\mu)}) - z_{j_N}) \end{pmatrix} \in \mathbb{R}^{n \cdot \mu}, \quad (34)$$

where $J(x^{(i)})$ denotes the Jacobian matrix of F at $x^{(i)}$ for $i = 1, \dots, \mu$. We call the vector

$$J(x^{(i)})^T (F(x^{(i)}) - z_{j_i}), \quad i \in \{1, \dots, \mu\}, \quad (35)$$

the i -th sub-gradient of GD_2^2 with respect to $x^{(i)} \in X$.

b) Hessian of GD_2^2 : We first define the map $g : \mathbb{R}^n \rightarrow \mathbb{R}^n$ as

$$g(x^{(i)}) := \sum_{l=1}^k \alpha_l^{(i)} \nabla f_l(x^{(i)}), \quad (36)$$

where $\alpha_l^{(i)} =: f_l(x^{(i)}) - (z_{j_i})_l$. In order to find an expression of the Hessian matrix, we now derive Eq. (36) as follows:

$$\begin{aligned} \mathcal{D}g(x^{(i)}) &= \sum_{l=1}^k \left(\nabla f_l(x^{(i)}) \nabla f_l(x^{(i)})^T + \alpha_l \nabla^2 f_l(x^{(i)}) \right) \\ &= J(x^{(i)})^T J(x^{(i)}) + W_\alpha(x^{(i)}) \in \mathbb{R}^{n \times n}, \end{aligned} \quad (37)$$

where

$$W_\alpha(x^{(i)}) = \sum_{l=1}^k \alpha_l \nabla^2 f_l(x^{(i)}). \quad (38)$$

Thus, the Hessian matrix of GD_2^2 is

$$\nabla^2 GD_2^2(X) = \frac{2}{\mu} \text{diag} \left(\mathcal{D}g(x^{(1)}), \dots, \mathcal{D}g(x^{(\mu)}) \right) \in \mathbb{R}^{n \cdot \mu \times n \cdot \mu}, \quad (39)$$

which is a block diagonal matrix.

B. Derivatives of IGD_2^2

The indicator IGD_p computes how far, on average, the discrete reference set Z is from a given archive X , and is defined as

$$IGD_p(X) := \left(\frac{1}{M} \sum_{i=1}^M d(z_i, F(X))^p \right)^{\frac{1}{p}}, \quad (40)$$

where $d(z_i, F(X))$ is given by

$$d(z_i, F(X)) := \min_{j=1, \dots, \mu} \|z_i - F(x^{(j)})\|, \text{ for } i = 1, \dots, M. \quad (41)$$

a) Gradient of IGD_2^2 : Similar to GD , we will also have to assume that $\forall i = 1, \dots, M$ there exists an index $j_i \in \{1, \dots, \mu\}$ such that:

$$d(z_i, F(X)) = \|z_i - F(x_{j_i}^{(j)})\| < \|z_i - F(x^{(q)})\| \quad \forall q \in \{1, \dots, \mu\} \setminus \{j_i\}, \quad (42)$$

since otherwise the gradient of IGD_p is not defined. Then, using Eqs. (42) and (40) can be written as follows:

$$IGD_p(X) := \left(\frac{1}{M} \sum_{i=1}^M \|z_i - F(x_{j_i}^{(j)})\|^p \right)^{\frac{1}{p}}. \quad (43)$$

From now on we will consider IGD_2^2 which is given by

$$IGD_2^2(X) := \frac{1}{M} \sum_{i=1}^M \|z_i - F(x_i^{(j)})\|_2^2. \quad (44)$$

In order to derive the gradient of IGD_2^2 , let $I_l := \{i : j_i = l\}$, $l \in \{1, \dots, \mu\}$, be the set formed by the indexes $i \in \{1, 2, \dots, M\}$ that are related to j_i . In other words, this set gives us the relation of the elements of Z related to each image $F(x^{(l)})$. Then, the sub-gradient of IGD_2^2 at point $x^{(l)}$ is given by

$$\begin{aligned} \frac{\partial IGD_2^2}{\partial x^{(l)}}(X) &= \frac{2}{M} \sum_{i \in I_l} J(x^{(l)})^T (F(x^{(l)}) - z_i) \\ &= \frac{2}{M} J(x^{(l)})^T (m_l F(x^{(l)}) - \sum_{i \in I_l} z_i), \end{aligned} \quad (45)$$

where $m_l = |I_l|$. Finally, the gradient of IGD_2^2 can be expressed as

$$\nabla IGD_2^2(X) := \begin{pmatrix} \frac{\partial IGD_2^2}{\partial x^{(1)}}(X) \\ \frac{\partial IGD_2^2}{\partial x^{(2)}}(X) \\ \vdots \\ \frac{\partial IGD_2^2}{\partial x^{(\mu)}}(X) \end{pmatrix} \in \mathbb{R}^{n \cdot \mu}. \quad (46)$$

b) *Hessian matrix of IGD_p* : Analog to the derivation of GD_p -Hessian, we first define the map $g : \mathbb{R}^n \rightarrow \mathbb{R}^n$ as

$$g(x^{(l)}) := J(x^{(l)})^T (m_l F(x^{(l)}) - \sum_{i \in I_l} z_i). \quad (47)$$

Now, let $\sum_{i \in I_l} z_i = y = (y_1, \dots, y_k)^T$. Then

$$\begin{aligned} g(x^{(l)}) &= J(x^{(l)})^T (m_l F(x^{(l)}) - y) \\ &= m_l \sum_{i=1}^k f_i(x) \nabla f_i(x) - \sum_{i=1}^k y_i \nabla f_i(x). \end{aligned} \quad (48)$$

Then, we derive Eq. (48) as follows:

$$\begin{aligned} \mathcal{D}g(x^{(l)}) &= m_l \sum_{i=1}^k f_i(x^{(l)}) \nabla^2 f_i(x^{(l)}) + m_l J(x^{(l)})^T J(x^{(l)}) \\ &\quad - \sum_{i=1}^k y_i \nabla^2 f_i(x^{(l)}) \end{aligned} \quad (49)$$

$$\begin{aligned} &= \sum_{i=1}^k \left(m_l f_i(x^{(l)}) - y_i \right) \nabla^2 f_i(x^{(l)}) \\ &\quad + m_l J(x^{(l)})^T J(x^{(l)}) \\ &= m_l J(x^{(l)})^T J(x^{(l)}) + W_\alpha(x^{(l)}) \in \mathbb{R}^{n \times n}, \end{aligned} \quad (50)$$

where

$$\begin{aligned} W_\alpha(x^{(l)}) &= \sum_{i=1}^k \underbrace{\left(m_l f_i(x^{(l)}) - y_i \right)}_{:= \alpha_i^{(l)}} \nabla^2 f_i(x^{(l)}) \\ &= \sum_{i=1}^k \alpha_i^{(l)} \nabla^2 f_i(x^{(l)}). \end{aligned} \quad (51)$$

Thus, the Hessian matrix of IGD_2^2 is given by

$$\nabla^2 IGD_2^2(X) = \frac{2}{M} \text{diag} \left(\mathcal{D}g(x^{(1)}), \dots, \mathcal{D}g(x^{(\mu)}) \right) \in \mathbb{R}^{n \cdot \mu \times n \cdot \mu}, \quad (52)$$

which is a block diagonal matrix.

As mentioned above, we focus here on the special case $p = 2$. The above derivatives, however, can be generalized for $p > 1$, for more details we refer to [65].

C. The GD-Newton Step

a) *Handling equalities*: See main text.

b) *Handling inequalities*: For the treatment of the equality constraints, consider that MOP (28) is subject to

$$g(x) \leq 0. \quad (53)$$

Hereby, let $g : \mathbb{R}^n \rightarrow \mathbb{R}^m$, $g(x) = (g_1(x), \dots, g_m(x))^T$, where $g_i : \mathbb{R}^n \rightarrow \mathbb{R}$, $i = 1, \dots, m$, denotes the i -th inequality constraint. Given a set/population $X = \{x^{(1)}, \dots, x^{(\mu)}\} \subset \mathbb{R}^n$, the feasibility of the associated point

$$\mathbf{X} = (x_1^{(1)}, \dots, x_n^{(1)}, x_1^{(2)}, \dots, x_n^{(2)}, \dots, x_1^{(\mu)}, \dots, x_n^{(\mu)}) \in \mathbb{R}^{\mu n} \quad (54)$$

is given if

$$g_i(x^{(j)}) \leq 0, \quad i = 1, \dots, m, \quad j = 1, \dots, \mu. \quad (55)$$

To define the population-based inequality function, let

$$\begin{aligned} g_{i,j} &: \mathbb{R}^{\mu n} \rightarrow \mathbb{R} \\ g_{i,j}(\mathbf{X}) &= g_i(x^{(j)}) \end{aligned} \quad (56)$$

for $i \in \{1, \dots, m\}$ and $j \in \{1, \dots, \mu\}$. Further, define $\bar{g} : \mathbb{R}^{\mu n} \rightarrow \mathbb{R}^{mn}$ by

$$\bar{g}(X) = \begin{pmatrix} g_{1,1}(\mathbf{X}) \\ h_{2,1}(\mathbf{X}) \\ \vdots \\ h_{m,1}(\mathbf{X}) \\ h_{1,2}(\mathbf{X}) \\ h_{2,2}(\mathbf{X}) \\ \vdots \\ h_{m,2}(\mathbf{X}) \\ \vdots \\ h_{m,n}(\mathbf{X}) \end{pmatrix} =: \begin{pmatrix} \bar{g}_1(\mathbf{X}) \\ \bar{g}_2(\mathbf{X}) \\ \vdots \\ \bar{g}_m(\mathbf{X}) \\ \bar{g}_{m+1}(\mathbf{X}) \\ \bar{g}_{m+2}(\mathbf{X}) \\ \vdots \\ \bar{g}_{2m}(\mathbf{X}) \\ \vdots \\ \bar{g}_{mn}(\mathbf{X}) \end{pmatrix} \quad (57)$$

Having defined \bar{g} we are now in the position to explain the simple inequality constraint handling we have used in our computations: if any inequality constraint is nearly active at \mathbf{X} , i.e., if it holds

$$\bar{g}_l(\mathbf{X}) > -\text{tol}, \quad (58)$$

where $\text{tol} > 0$ is a certain tolerance value, then we treat this inequality as equality at \mathbf{X} . That is, we add to the set of equalities

$$\bar{g}_l(X) = 0. \quad (59)$$

All inequalities that are not nearly active will be disregarded at \mathbf{X} , and the Newton step will be performed as for the equality constrained case.

D. The IGD-Newton Step

a) *Handling equalities:* Analog to the *GD* method, the root finding problem for the indicator IGD_2^2 reads as

$$R: \mathbb{R}^{n(\mu+p)} \rightarrow \mathbb{R}^{n(\mu+p)} \\ R(\mathbf{X}, \lambda) = \begin{pmatrix} \nabla IGD_2^2(\mathbf{X}) + \bar{H}^\top \lambda \\ \bar{h}(\mathbf{X}) \end{pmatrix}, \quad (60)$$

where $\mathbf{X} \in \mathbb{R}^{\mu n}$ and $\lambda \in \mathbb{R}^{\mu p}$. The derivative of R_{IGD} at $(\mathbf{X}, \lambda)^T$ is given by

$$DR_{IGD}(\mathbf{X}, \lambda) = \begin{pmatrix} \nabla^2 IGD_2^2(\mathbf{X}) + S & \bar{H}^\top \\ \bar{H} & 0 \end{pmatrix}, \quad (61)$$

which is a matrix in $\mathbb{R}^{\mu(n+p) \times \mu(n+p)}$. Also in this case we have omitted S so that the Newton step is obtained via solving

$$\begin{pmatrix} \nabla^2 IGD_2^2(\mathbf{X}_k) & \bar{H}^\top \\ \bar{H} & 0 \end{pmatrix} \begin{pmatrix} \mathbf{X}_{k+1} - \mathbf{X}_k \\ \lambda_{k+1} - \lambda_k \end{pmatrix} \\ = - \begin{pmatrix} \nabla IGD_2^2(\mathbf{X}_k) + \bar{H}^\top \lambda_k \\ \bar{h}(\mathbf{X}_k) \end{pmatrix}. \quad (62)$$

Since also $\nabla^2 IGD_2^2(\mathbf{X}_k)$ has a block structure, we can also in this case reduce the computational complexity significantly: instead of solving (62), one can compute the tuples $(\Delta x_k^{(i)}, \Delta \lambda_k^{(i)})$, $i = 1, \dots, \mu$, via solving

$$\begin{pmatrix} \frac{2}{M} Dg_{IGD}(x_k^{(i)}) & H(x_k^{(i)})^\top \\ H(x_k^{(i)}) & 0 \end{pmatrix} \begin{pmatrix} \Delta x_k^{(i)} \\ \Delta \lambda_k^{(i)} \end{pmatrix} \\ = \begin{pmatrix} -\frac{2}{M} \left(J(x_k^{(i)})^\top (m_i F(x_k^{(i)}) - \sum_{j \in I_i} z_j) \right) - H(x_k^{(i)})^\top \lambda_k^{(i)} \\ -h(x_k^{(i)}) \end{pmatrix} \quad (63)$$

where

$$Dg_{IGD}(x_k^{(i)}) = m_i J(x_k^{(i)})^\top J(x_k^{(i)}) + \sum_{l=1}^k \alpha_l^{(i)} \nabla^2 f_l(x_k^{(i)}) \in \mathbb{R}^{n \times n}. \quad (64)$$

b) *Vanishing sub-gradients:* The following discussion shows that if the set \mathbf{X} contains an element $x^{(i)}$ those sub-gradient of IGD_2^2 vanishes, then the Newton will iterate $x^{(i)}$ toward a feasible solution. Once feasible, however, the iterates will remain on this point and in particular not help to improve the IGD_2^2 value of the set.

Assume that we are given an index $i \in \{1, \dots, \mu\}$ with

$$\frac{\partial IGD_2^2(\mathbf{X})}{\partial x^{(i)}} = 0, \quad (65)$$

then (63) reduces to

$$\begin{pmatrix} 0 & H(x^{(i)})^\top \\ H(x^{(i)}) & 0 \end{pmatrix} \begin{pmatrix} \Delta x_k^{(i)} \\ \Delta \lambda_k^{(i)} \end{pmatrix} = - \begin{pmatrix} H(x^{(i)})^\top \lambda_k^{(i)} \\ h^{(i)}(\mathbf{X}_k) \end{pmatrix}, \quad (66)$$

which is equivalent to

$$H(x^{(i)}) \Delta x_k^{(i)} = -h^{(i)}(x^{(i)}) \\ H(x^{(i)})^\top \Delta \lambda_k^{(i)} = -H(x^{(i)})^\top \lambda_k^{(i)}. \quad (67)$$

Only the first equation in (67) has an impact on $x^{(i)}$. We can assume $p < n$ (less equality constraints than decision variables), and hence, that this equation is underdetermined. Using $\Delta x_k^{(i)} := -H(x^{(i)})^+ h^{(i)}(x^{(i)})$, where $H(x^{(i)})^+$ denotes the pseudo-inverse of $H(x^{(i)})$, we obtain linear convergence toward a point $x_*^{(i)}$ with $h(x_*^{(i)}) = 0$ [12], [70]. If $x^{(i)}$ is already feasible, then we obtain $\Delta x_k^{(i)} = 0$.

c) *Handling inequalities:* Inequalities are handled as for the *GD-Newton* step.

E. The Δ_p -Newton Step for General Reference Sets

The Δ_p -Newton step follows directly from the definition of Δ_p and the Newton steps presented above: if the generational distance of $F(\mathbf{X}_l)$ and Z is larger than the respective value for the inverted generational distance, then the next iterate $(\mathbf{X}_{l+1}, \lambda_{l+1})$ is computed using the *GD-Newton* step (18) (of the main text). Else, the *IGD-Newton* step (63) is used. Algorithm 7 shows the pseudo code of this Newton step for general reference sets Z .

Algorithm 7 Δ_p -Newton Step

Input: current iterate $(\mathbf{X}_l, \lambda_l)$, reference set Z
Output: next iterate $(\mathbf{X}_{l+1}, \lambda_{l+1})$
1: Compute $GD_2^2(F(\mathbf{X}_l), Z)$ and $IGD_2^2(F(\mathbf{X}_l), Z)$
2: **if** $GD_2^2(F(\mathbf{X}_l), Z) < IGD_2^2(F(\mathbf{X}_l), Z)$ **then**
3: Compute $(\mathbf{X}_{l+1}, \lambda_{l+1})$ using (18)(main text)
4: **else**
5: Compute $(\mathbf{X}_{l+1}, \lambda_{l+1})$ using (63)
6: **end if**
7: **return** $(\mathbf{X}_{l+1}, \lambda_{l+1})$

F. Generating Y (III. Problematic Instances)

As described in the main text, there are instances where even after merging of the populations, we get less than μ non-dominated points. We can summarize these cases as follows:

- $|P| < 0.1\mu$. In this case, we do not apply the Newton method.
- $|P| < 0.3\mu$. We have observed that this case appears in two main cases: (i) many of the candidate solutions of P' were removed since they have been considered unpromising, and (ii) many elements of the considered populations $P_f, P_{f-s}, \dots, P_{f-(k-1)s}$ are identical. Such scenarios occur e.g. when dealing with problems where the Pareto front is discrete (e.g., for CF1) or when a reference vector based MOEA is used as base algorithm. In both cases, we have observed that the solutions of P are in many cases widely spread in objective space. For such scenarios it turned out to be better to relax the parameters of the component detection algorithm in order to get less connected components (since else many small components will be detected). Specifically, we have used for such cases $r \in \{0.5\bar{d}, 0.6\bar{d}\}$ and $\text{minpts} = 2$ for $k = 2$, and $r \in \{0.75\bar{d}, 0.77\bar{d}, 0.79\bar{d}\}$ and $\text{minpts} = 2$ for $k > 2$.
- $0.3\mu < |P| < \mu$. We follow the procedure described in the main text, but use repeated starting points in \mathbf{X}_0 as described below (which holds for all problematic instances).

Since we require that \mathbf{X}_0 contains μ elements, for these problematic instances we can not follow the procedure for computing \mathbf{X}_0 as in the main text. Instead, we first set $\mathbf{X}_0 = P$, and then fill the remaining solutions with repeated solutions taken from P at random.

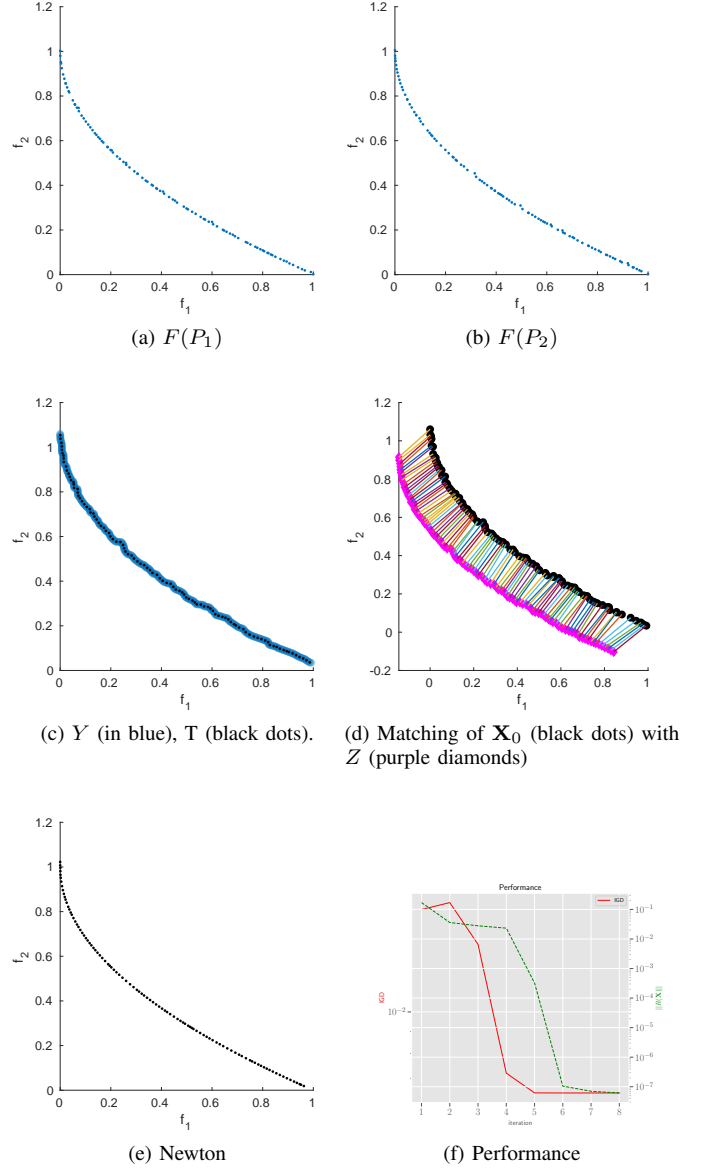


Fig. 4. Application of the Δ_p -Newton method on populations obtained with NSGA-II for ZDT1.

G. Examples

Figures 4-8 show the application of the Newton method with all the intermediate steps for one run of ZDT1, ZDT3, DTLZ1, DTLZ7 and one projection of CONV4-2F (defined below). Figure 9 shows the before-after results on the remaining projections of CONV4-2F. Figures 4-8 (a) and (b) show two of the populations obtained by NSGA-II for DTLZ1, ZDT1 and ZDT3 and NSGA-III for DTLZ7 and CONV4-2F. Figures 4-8 (c) show the filled set Y and the selected μ elements used as reference T . Figures 4-8 (d) show the starting set for the newton method \mathbf{X}_0 and the shifted reference Z . Finally, Figures 4-8 (e) and (f) show the Newton method end result and the performance, respectively.

CONV4-2F

$$F : [-3, 3]^4 \rightarrow \mathbb{R}^4$$

$$F(x) = (f_1(x), f_2(x), f_3(x), f_4(x))^T \text{ where :}$$

$$f_i(x) = \begin{cases} \|x + \mathbf{1} - a^i\|^2 - 3.5\sigma & \text{if } x < (0, 0, 0, 0) \\ \|x - a^i\|^2 & \text{otherwise} \end{cases}$$

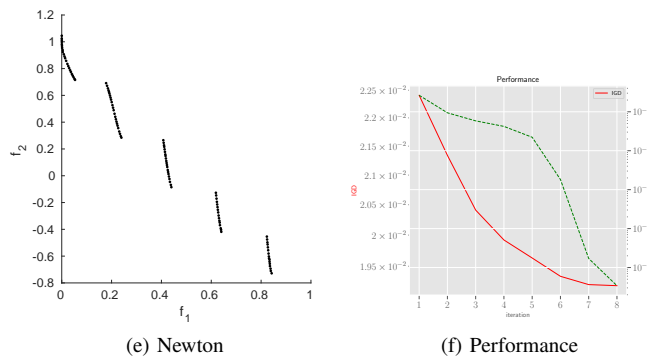
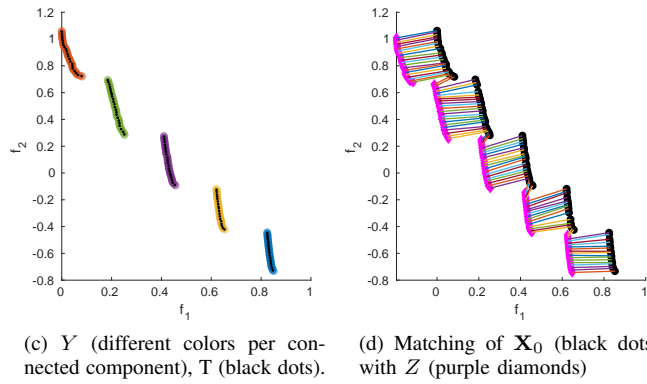
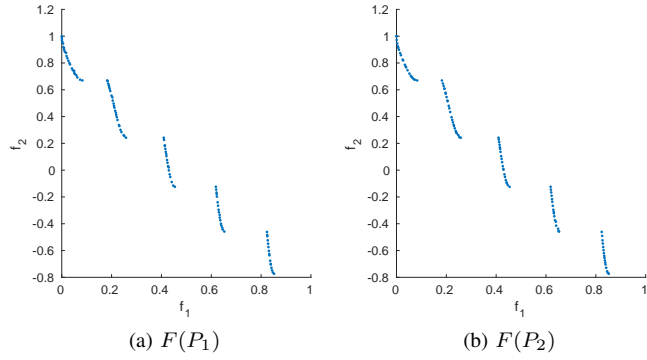
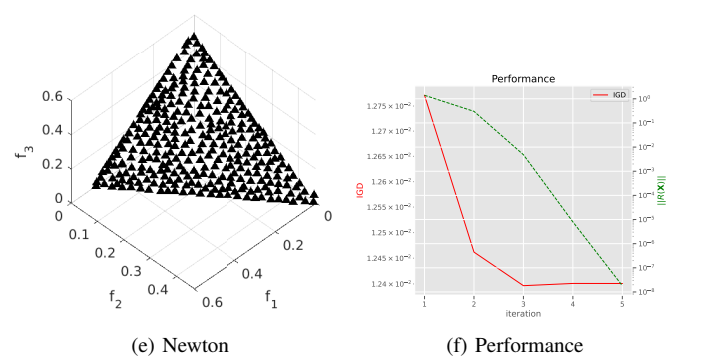
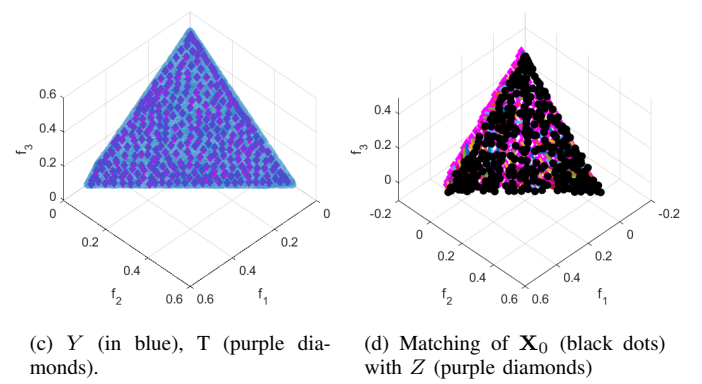
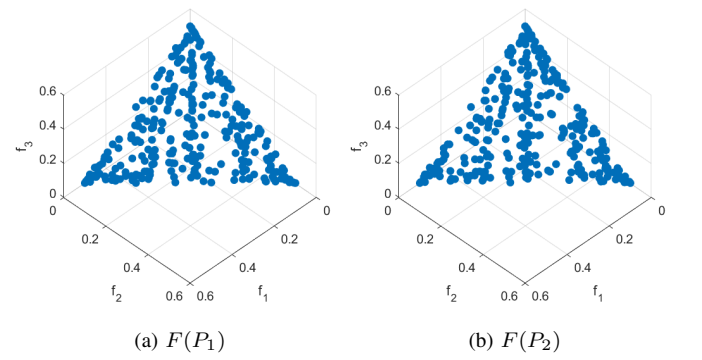
$$\phi_1 = (0, \|a^1 - a^2\|^2, \|a^1 - a^3\|^2, \|a^1 - a^4\|^2)$$

$$\phi_4 = (\|a^4 - a^1\|^2, \|a^4 - a^2\|^2, \|a^4 - a^3\|^2, 0)$$

$$\sigma = \phi_4 - \phi_1$$

$$a^1 = (1, 0, 0, 0), \quad a^2 = (0, 1, 0, 0) \quad a^3 = (0, 0, 1, 0),$$

$$a^4 = (0, 0, 0, 1), \quad \mathbf{1} = (1, 1, 1, 1)$$

Fig. 5. Application of the Δ_p -Newton method on populations obtained with NSGA-II for ZDT3.Fig. 6. Application of the Δ_p -Newton method on populations obtained with NSGA-II for DTLZ1.

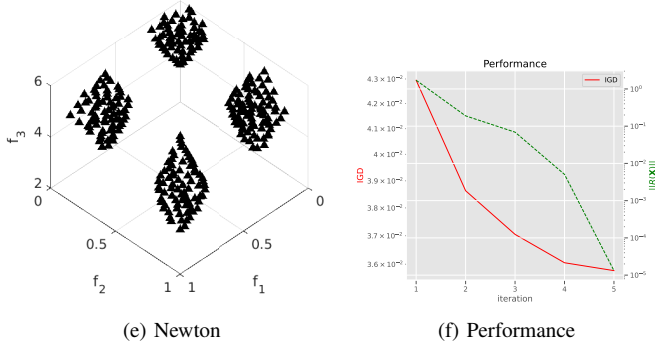
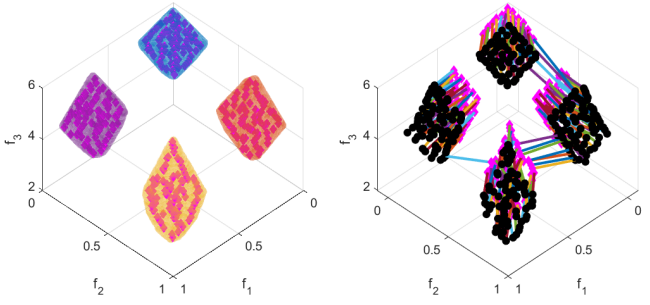
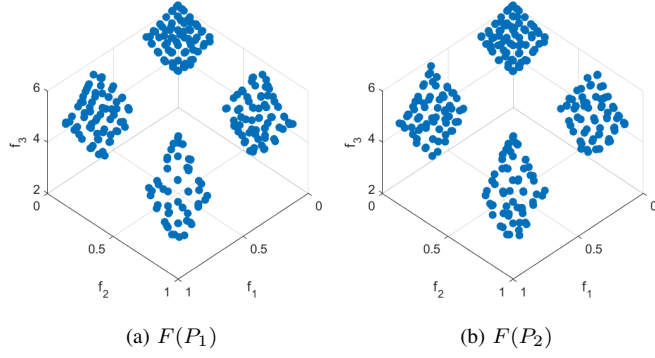


Fig. 7. Application of the Δ_p -Newton method on populations obtained with NSGA-III for DTLZ7.

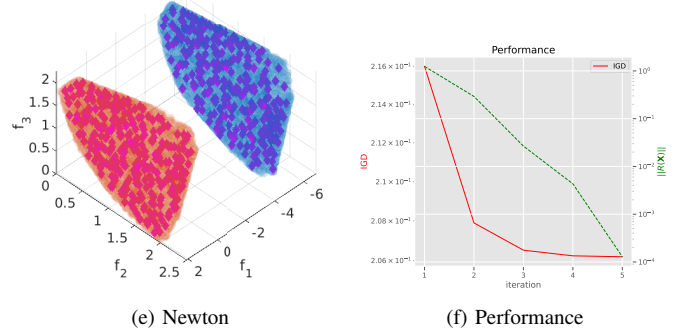
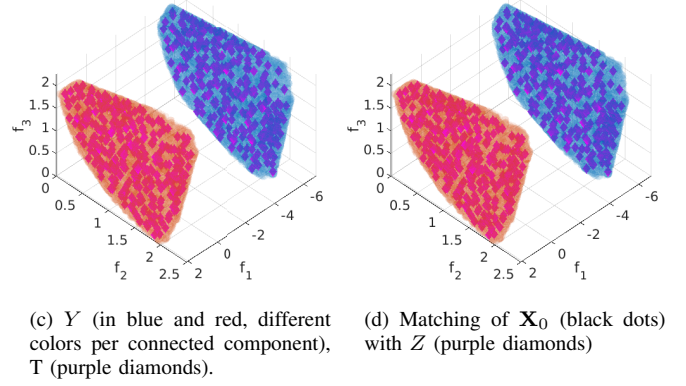
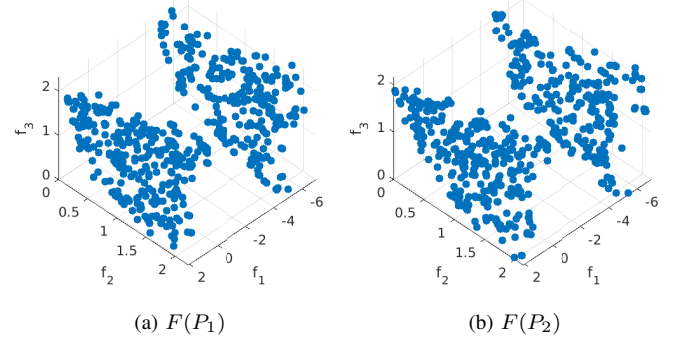


Fig. 8. Application of the Δ_p -Newton method on populations obtained with SMS-EMOA for CONV4-2F. The plots are the projection of objectives f_1 , f_2 and f_3 .

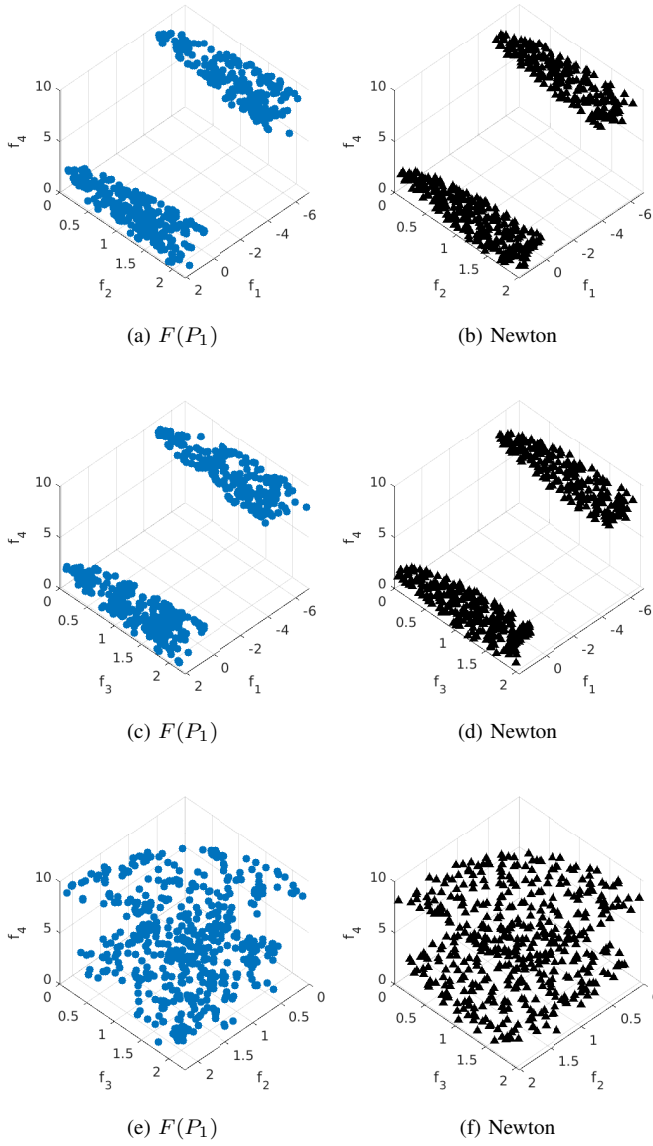


Fig. 9. Application of the Δ_p -Newton method on CONV4-2F. The plots are the before-after results for all the projections not included in Figure 8.

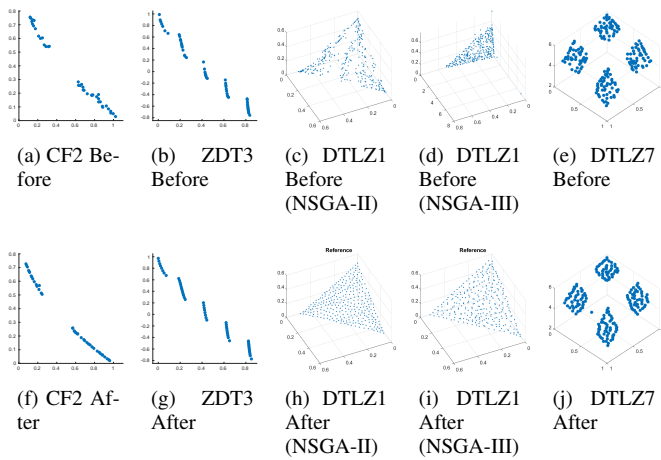


Fig. 10. Before and after Newton for CF2, ZDT3, CONV3 and DTLZ7.