

Concentration Tail-Bound Analysis of Coevolutionary and Bandit Learning Algorithms*

Per Kristian Lehre, Shishen Lin[†]

University of Birmingham, Birmingham, United Kingdom

{p.k.lehre, sxl1242}@cs.bham.ac.uk

Abstract

Runtime analysis, as a branch of the theory of AI, studies how the number of iterations algorithms take before finding a solution (its runtime) depends on the design of the algorithm and the problem structure. Drift analysis is a state-of-the-art tool for estimating the runtime of randomised algorithms, such as evolutionary and bandit algorithms. Drift refers roughly to the expected progress towards the optimum per iteration. This paper considers the problem of deriving concentration tail-bounds on the runtime/regret of algorithms. It provides a novel drift theorem that gives precise exponential tail-bounds given positive, weak, zero and even negative drift. Previously, such exponential tail bounds were missing in the case of weak, zero, or negative drift.

Our drift theorem can be used to prove a strong concentration of the runtime/regret of algorithms in AI. For example, we prove that the regret of the RWAB bandit algorithm is highly concentrated, while previous analyses only considered the expected regret. This means that the algorithm obtains the optimum within a given time frame with high probability, i.e. a form of algorithm reliability. Moreover, our theorem implies that the time needed by the co-evolutionary algorithm RLS-PD to obtain a Nash equilibrium in a BILINEAR max-min-benchmark problem is highly concentrated. However, we also prove that the algorithm forgets the Nash equilibrium, and the time until this occurs is highly concentrated. This highlights a weakness in the RLS-PD which should be addressed by future work.

1 Introduction

Drift analysis is a powerful technique in understanding the performance of randomised algorithms, particularly in the field of runtime analysis of heuristic search. For more recent overviews of drift analysis in evolutionary computation, see [Doerr and Neumann, 2019; Neumann and Witt, 2010;

Jansen, 2013; He and Yao, 2001; Hajek, 1982]. The majority of existing drift theorems provide an upper bound on the expected runtime needed to reach a target state, such as an optimal solution set [He and Yao, 2001]. By identifying an appropriate potential function and demonstrating a positive drift towards the target state, the expected runtime can be bounded by the reciprocal of the drift multiplied by the maximum distance from the target state.

The focus of concentration tail-bound analysis is on quantifying the deviation of the runtime of randomised algorithm T , from its expected value. By providing insights into the distribution of T , this approach offers a more detailed understanding of an algorithm’s performance [Kötzing, 2016; Lehre and Witt, 2021; Doerr and Goldberg, 2013]. The concentration tail-bound analysis has gained significant interest due to its potential for delivering tighter upper bounds on the runtime of various algorithms. For instance, an exponential tail bound is used to bound the expected runtime of RLS on separable functions [Doerr *et al.*, 2013]. Moreover, in the case of (1+1)-cooperative co-evolutionary algorithms, concentration tail-bound analysis can establish a $\Theta(n \log(n))$ bound for the runtime of the cooperative co-evolutionary algorithm on linear functions [Lehre and Lin, 2023]. The concentration tail-bound analysis is also useful in the context of restarting arguments; for example [Case and Lehre, 2020]. More precise runtime estimation can be valuable in optimising and comparing different algorithms, potentially leading to improved algorithm design and performance [Bian *et al.*, 2020; Dang *et al.*, 2021; Zheng *et al.*, 2022; Doerr and Qu, 2023].

Concentration tail bounds are not only used in runtime analysis to help us understand evolutionary algorithms, including simple genetic algorithms or coevolutionary algorithms [Kötzing, 2016; Lehre and Lin, 2023], but can also be used in regret analysis of reinforcement learning algorithms. A typical example is using concentration inequality (Azuma-Hoeffding inequality) to provide precise bounds for regret. Concentration inequalities are used in the development of optimal UCB family algorithms, incorporating the concept of optimism in the face of uncertainty [Auer *et al.*, 2002].

1.1 Related Works

Researchers use drift analysis to analyse not only the runtime of evolutionary algorithms but also other randomised

*Full version at <https://arxiv.org/abs/2405.04480>.

[†]Authors are listed in alphabetical order.

algorithms like Random 2-SAT [Göbel *et al.*, 2022] or the expected regret of simple reinforcement learning algorithms on bandit problems [Lacher *et al.*, 2023]. We would like to explore more advanced drift analysis tools to provide more precise estimates of runtime and regret. Various extensions of drift theorems have been proved, including multiplicative drift [Doerr *et al.*, 2010], variable drift [Baritompa and Steel, 1996; Johannsen, 2010; Mitavskiy *et al.*, 2009], and negative drift [Oliveto and Witt, 2012]. The multiplicative drift theorem [Doerr *et al.*, 2010] refines the original additive drift theorem by considering the current state, resulting in a more precise bound when using the same potential function. Variable drift [Baritompa and Steel, 1996; Johannsen, 2010; Mitavskiy *et al.*, 2009] generalises the multiplicative drift concept to incorporate an increasing positive function, h . On the other hand, negative drift [Oliveto and Witt, 2012] is employed to provide a lower bound for the expected runtime, often used to demonstrate that an algorithm has an exponential expected runtime, thereby proving its inefficiency.

In recent years, researchers have been exploring advanced drift theorems that focus on the tail bound of the runtime [Kötzing, 2016; Lehre and Witt, 2021; Doerr and Goldberg, 2013]. Researchers are also interested in the applications of concentration inequalities, like the Azuma-Hoeffding inequalities [Azuma, 1967]. They provide deeper insights into the behaviour and performance of randomised algorithms [Doerr and Künnemann, 2013].

1.2 Our Contributions

This paper provides a novel perspective on analysing tail bounds by introducing a classic recurrence strategy. With the help of the recurrence strategy, this paper presents a sharper bound for all possible drift cases with a simpler proof. In particular, we provide an exponential tail bound under constant variance with negative drift. Refining an existing method, we also show a more precise exponential tail bound for the traditional cases with additive drift and for the cases in which there is constant variance but weak or zero drift.

Finally, we illustrate the practical impact of our findings by applying our theorems to various algorithms. The analysis brings us stronger performance guarantees for these algorithms. In particular, we prove the instability of the co-evolutionary algorithm (CoEA) on maximin optimisation (BILINEAR problem instance) occurs with high probability. Moreover, we show that the randomness of the reinforcement learning algorithm RWAB can help to find the optimal policy for the 2-armed non-stationary bandit problem with high probability. This paper is the first tail-bound analysis of both random local search with pairwise dominance (RLS-PD) and the bandit learning algorithm RWAB.

2 Preliminaries

For a filtration \mathcal{F}_t , we write $E_t(\cdot) := E(\cdot | \mathcal{F}_t)$. We denote the 1-norm as $|z|_1 = \sum_{i=1}^n z_i$ for $z \in \{0, 1\}^n$ and $\mathbb{1}_E$ by indicator function, i.e. $\mathbb{1}_E = 1$ if event E holds and 0 otherwise. With high probability” will be abbreviated as ”w.h.p.”. We say an event E_n with problem size $n \in \mathbb{N}$ occurs w.h.p. if $\Pr(E_n) \geq 1 - 1/\text{poly}(n)$. We defer pseudo-codes of algorithms and tables in the appendix.

We define the k -th stopping time, also called k -th hitting time, which will be used in later proofs.

Definition 1. (k -th stopping time) Given a stochastic process $(X_t)_{t \geq 0}$ on a state space in \mathbb{R} . Let the target set A be a finite non-empty subset of \mathbb{R} , and then for any $k \geq 0$, we define $T_k = \min\{t \geq k \mid X_t \in A\}$. In particular, T_0 is the first hitting time at A .

We first provide a formal definition of variance-dominated and variance-transformed processes.

Definition 2. (Variance-dominated processes) A sequence of random variables $X_0, X_1, \dots \in [0, n]$ is a variance-dominated process with respect to the filtration $\mathcal{F}_0, \mathcal{F}_1, \dots$ if for all $t \in \mathbb{N}$, the following conditions hold:

- (1) $E(X_{t+1} - X_t | \mathcal{F}_t) \geq 0$;
- (2) $\exists \delta > 0$ such that $E((X_{t+1} - X_t)^2 | \mathcal{F}_t) \geq \delta$.

Definition 3. (Variance-transformed processes) A sequence of random variables $X_0, X_1, \dots \in [0, n]$ is a variance-transformed process with respect to the filtration $\mathcal{F}_0, \mathcal{F}_1, \dots$ if for all $t \in \mathbb{N}$, the following conditions hold:

- (1) $0 > E(X_{t+1} - X_t | \mathcal{F}_t) \geq -\frac{c}{n}$;
- (2) $\exists \delta > 0$ such that $E((X_{t+1} - X_t)^2 | \mathcal{F}_t) \geq \delta$.

This paper mainly focuses on random processes which consist of positive, weak (almost zero) or even a small negative drift with a constant second moment since these processes exhibit more complicated dynamics [Kötzing *et al.*, 2015; Friedrich *et al.*, 2016; Göbel *et al.*, 2022; Doerr and Zheng, 2020]. A general polynomial tail bound is provided for these in [Kötzing, 2016], but any general exponential tail bounds for these processes are still missing.

In the following sections, we exploit the Optional Stopping Time Theorem to obtain our exponential tail bound. This theorem is crucial for proving the original additive drift theorem, as highlighted by [He and Yao, 2001]. This recurrence method can provide a different perspective to derive the exponential tail bound in runtime analysis. We defer the statements of Optional Stopping Time Theorems in the appendix.

2.1 Previous Works and Discussion

With the development of runtime analysis, researchers have established several concentration tail bounds for EAs. For example, [Lehre and Witt, 2021] provides an exponential tail bound for the basic (1+1)-EAs on OneMax functions, which is a well-studied benchmark function to analyse the performance of EAs. To the best of our knowledge, the current best general tail bounds for both processes under the additive drift and variance-dominated processes can be found in [Kötzing, 2016; Lehre and Witt, 2021].

[Kötzing, 2016] shows that the runtime is at most quadratic in n with probability $1 - p$ for any $p > 0$. If we replace $1/p^{\ell \log(c)}$ by $r > 0$ and rewrite it in terms of an upper tail bound, then the original bound becomes that given two constants $1 \leq c < n, \ell > 0$ and for any $r > 0$,

$$\Pr(T \geq rn^2) \leq \left(\frac{1}{r}\right)^{1/\ell \log(c)}. \quad (1)$$

Although we have established a tail bound for variance-dominated processes that concentrate on the expectation in a polynomial order with respect to r in Equation (1), it is worth exploring whether a more precise concentration tail bound can be derived for such processes, such as an exponential tail. A sharper exponential tail bound can improve the expected runtime estimation and thus provide useful insights into randomised algorithms.

3 A Recurrent Method in Upper Tail Bound

Next, we explore how to derive a general framework for providing exponential tail bound for randomised algorithms, including evolutionary algorithms which satisfy certain conditions. We explore the exit time of X_t out of some interval $[0, b]$, using the same set-up as [Kötzing, 2016].

In the proof of McDiarmid inequality, [McDiarmid, 1989] also uses the Hoeffding lemma and conditions on the past events to establish the recurrence. [Doerr and Goldberg, 2013] uses the multiplicative drift condition directly to build up the exponential recurrence relation and hence obtain an exponential tail bound. We want to borrow these ideas to derive an exponential tail bound for variance-dominated processes. To do this, we introduce the k -th hitting time of the target state, which is also used in the theorem (Theorem 2.6.2) of [Menshikov *et al.*, 2016]. We combine this recurrent method with the extended Optional Stopping Time theorem.

3.1 Variance Overcomes Negative Drift w.h.p.

We proceed to prove our main theorem by considering the most general variance drift theorem which overcomes some negative drift. Following the setting of [Hevia Fajardo *et al.*, 2023], in variance-transformed cases, we focus on the first hitting time of a discrete-time stochastic process X_t at 0 given that $X_t \in [0, b]$. The proof of Theorem 1 uses Lemma 1.

Lemma 1. *Let $(X_t)_{t \geq 0}$ be random variables over $\mathbb{R}_{\geq 0}$, each with finite expectation. Let T be any stopping time of X_t . If there exist constants $r, \eta > 0$ with respect to j, t such that for any $j \geq 0$, $E(\mathbb{1}_{\{T > t\}} \mathbb{1}_{\{|X_t - X_{t+1}| \geq j\}} | \mathcal{F}_t) \leq r/(1 + \eta)^j$, then there exists a positive constant c such that $E(|X_{t+1} - X_t| \cdot \mathbb{1}_{\{T > t\}} | \mathcal{F}_t) \leq c$ for all $t \in \mathbb{N} \cup \{0\}$.*

By using Lemma 1, we now satisfy condition (4) in the Optional Stopping Time Theorem, enabling us to proceed with the main proof (details in the appendix). Utilising the extended Optional Stopping Time Theorem, we follow a classic approach for generalisation, which also frees us from the fixed step size condition and the need for the Azuma-Hoeffding inequality for sub-Gaussian supermartingales.¹ We further construct a new stochastic process $Y_t = b^2 - (b - X_t)^2 + \delta t$, connected to the original process and the variance of the drift. By employing the idea of the k -th hitting time from [Menshikov *et al.*, 2016], we obtain the upper bound for the k -th hitting time, allowing us to construct the recurrence. We present the main theorem of this paper.

¹The proofs in [Kötzing, 2016] mainly rely on Azuma-Hoeffding inequality for sub-Gaussian supermartingales.

Theorem 1. *Let $(X_t)_{t \in \mathbb{N}}$ be a sequence of random variables in a finite state space $S \subseteq \mathbb{R}$ adapted to a filtration $(\mathcal{F}_t)_{t \in \mathbb{N}}$, and let $T = \inf\{t \geq 0 \mid X_t \leq 0\}$. Suppose*

(A1) *there exist $\delta > 0$ such that for all $t < T$, it holds that*

$$E_t((X_{t+1} - X_t)^2 - 2(X_{t+1} - X_t)(b - X_t)) \geq \delta$$

(A2) *and for all $t \leq T$, it holds that $0 \leq X_t \leq b$.*

Moreover, for all $t \geq 0$, assume there exist constants $r, \eta > 0$ with respect to j, t , for any $j \geq 0$, $E(\mathbb{1}_{\{T > t\}} \mathbb{1}_{\{|X_t - X_{t+1}| \geq j\}} | \mathcal{F}_t) \leq r/(1 + \eta)^j$. Then, for $\tau > 0$, $\Pr(T > \tau) \leq e^{-\tau\delta/eb^2}$.

Our main result (Theorem 1) allows the increased tolerance of negative drift rather than non-negative drift tendency and only necessitates a constant second moment of drift, instead of variance, as outlined in [Kötzing, 2016]. Consequently, we can establish a more precise exponential tail bound for stochastic processes with a constant second moment of the drift, even under weak, zero, or negative drift.

3.2 Standard Variance Drift

This section presents the standard variance drift scenario (Theorem 2) as a corollary of Theorem 1. More precisely, we now restrict to the non-negative drift tendency. We first define several conditions which will be used later.

(C1*) *There exist constants $r, \eta > 0$ with respect to j, t , such that for any $j \geq 0$ and for all $t \geq 0$,*

$$E(\mathbb{1}_{\{T > t\}} \mathbb{1}_{\{|X_t - X_{t+1}| \geq j\}} | \mathcal{F}_t) \leq \frac{r}{(1 + \eta)^j}.$$

(C1) *There exists a constant $c > 0$ such that $|X_t - X_{t+1}| < c$ for all $t \geq 0$.*

(C2) *$E(X_{t+1} - X_t | \mathcal{F}_t) \geq 0$ for all $t \geq 0$.*

(C3) *There exists some constant $\delta > 0$ such that $E(X_{t+1} - X_t)^2 | \mathcal{F}_t) \geq \delta$ for all $t \geq 0$.*

Theorem 2. *Let $(X_t)_{t \geq 0}$ be random variables over $\mathbb{R}_{\geq 0}$, each with finite expectation, such that conditions (C1*), (C2) and (C3) hold. For any $b > 0$, define $T = \inf\{t \geq 0 \mid X_t \geq b\}$. If $X_0 \in [b]$, then $E(T) \leq (b^2 - X_0^2)/\delta$. Moreover, for $\tau > 0$, $\Pr(T \geq \tau) \leq e^{-\tau\delta/eb^2}$.*

Theorem 2 tells us that under the standard variance drift case as discussed in [Kötzing, 2016], we can derive an exponential tail bound for the runtime and such a process exhibits a high concentration around the expectation.

Now, we present a corollary which consists of the fixed step size condition.

Corollary 3. *Let $(X_t)_{t \geq 0}$ be random variables over $\mathbb{R}_{\geq 0}$, each with finite expectation which satisfy conditions (C1), (C2) and (C3). For any $b > 0$, define $T = \inf\{t \geq 0 \mid X_t \geq b\}$. Given that $X_0 \in [0, b]$, then $E(T) \leq (b^2 - X_0^2)/\delta$. Moreover, for $\tau > 0$, $\Pr(T \geq \tau) \leq e^{-\tau\delta/eb^2}$.*

Furthermore, we derive a tail bound for the variance-dominated processes with two absorbing states. Following the setting of Theorem 10 in [Göbel *et al.*, 2022], we will prove the next theorem.

Theorem 4. Let $(X_t)_{t \geq 0}$ be random variables over $\mathbb{R}_{\geq 0}$, each with finite expectation such that (C1*), (C3) and $E(X_{t+1} - X_t | \mathcal{F}_t) = 0$ hold. For any $b > 0$, define $T = \inf\{t \geq 0 \mid X_t \in \{0, b\}\}$. If $X_0 \in [0, b]$, then $E(T) \leq (X_0(b - X_0))/\delta$.

Moreover, for $\tau > 0$, $\Pr(T \geq \tau) \leq e^{-2\tau\delta/eb^2}$.

This proof is similar to Theorem 1 except that we use a different stochastic process $Y_t = X_t(b - X_t) + \delta t$ and show that Y_t is a super-martingale. Unlike the proof of Theorem 1, the proof of Theorem 4 uses the extended Optional Stopping Time Theorem for super-martingale [Williams, 1991]. We defer the proof to the appendix.

3.3 Standard Drift

If a stochastic process has drift ε where $\varepsilon > 0$ is some positive constant, then we can give a different proof for the upper tail bound for additive drift from the proof in [Kötzing, 2016]. This provides a more precise exponential upper tail bound.

Theorem 5. Let $(X_t)_{t \geq 0}$ be random variables over \mathbb{R} , each with finite expectation which satisfy condition (C1*) and $E[X_{t+1} - X_t | \mathcal{F}_t] \geq \varepsilon$ for some $\varepsilon > 0$. For any $b > 0$, define $T = \inf\{t \geq 0 \mid X_t \geq b\}$. If $X_0 \in [0, b]$, then $E(T) \leq \frac{b - X_0}{\varepsilon}$. Moreover, for $\tau > 0$, $\Pr(T \geq \tau) \leq e^{-\tau\varepsilon/eb}$.

We recover the exponential upper tail bound for the additive drift theorem. The bound we obtain gets rid of the coefficients $1/8c^2$ in [Kötzing, 2016]. Theorem 2.5.12 of [Menshikov et al., 2016] provides a similar result and uses a similar recurrence proof idea. While our result generalises the result in [Menshikov et al., 2016] by releasing the fixed step size, we provide a meaningful bound on the first hitting time instead of bounding it above by infinity.

In summary, we have discovered a simple alternative to the Azuma-Hoeffding inequality that provides an exponential tail bound by only relying on basic martingale theory. This result can be applied to the random local search (RLS) type algorithms that make finite steps at each iteration, as well as other randomised algorithms including evolutionary algorithms (EAs) that account for the possibility of large jumps occurring. Another benefit from Theorem 1 is that it allows the tolerance of the negative drift up to $-\Omega(1/b)$.

4 Applications to Random 2-SAT and Graph Colouring

In this section, we illustrate our theorems on practical examples. We consider the examples provided by [McDiarmid, 1993; Mitzenmacher and Upfal, 2005; Göbel et al., 2022], which include variance-dominated processes. We first discuss the Random 2-SAT problem.

4.1 Applications to Random 2-SAT

The 2-SAT Algorithm is designed to solve instances of the 2-SAT problem, where a formula consists of clauses and each of them contains exactly two literals (either variables or negations). In each iteration, the algorithm selects an unsatisfied clause and picks one of the literals uniformly at random. The truth value of the variable corresponding to this literal is then

inverted. Repeat the process until either we meet the stopping criteria or a valid truth assignment is found.

[Papadimitriou, 1991] firstly provided a time complexity analysis on such a simple randomised algorithm that returns a satisfying assignment of a satisfiable 2-SAT formula ϕ with n variables. Later, [Göbel et al., 2022] recovered the results using drift analysis tools which we put in the Appendix.

By applying Theorem 2 with a variance bound 1, we can bound the number of function evaluations of order $O(n^4)$ with an upper exponential tail bound.

Theorem 6. Given any $r \geq 0$, the randomised 2-SAT algorithm, when run on a satisfiable 2-SAT formula over $n \in \mathbb{N}$ variables, terminates in at most rn^4 time with probability at least $1 - e^{-r/e}$.

4.2 Applications to Graph Colouring

Now we consider graph colouring, which has already been studied by [McDiarmid, 1993] and [Göbel et al., 2022]. The recolor algorithm generates a 2-colouring mapping with the condition that no monochromatic edges can be found. The algorithm assumes a subroutine called SEEK, which, given a 2-colouring of the points, outputs a monochromatic edge if one exists. If there are no monochromatic edges, then the algorithm terminates. Otherwise, the algorithm repeats picking a point uniformly at random from the given monochromatic edge and changes its colour.

[Göbel et al., 2022] provided a simpler proof of the $O(n^4)$ expected runtime of the recoloring algorithm for finding a 2-colouring with no monochromatic triangles on 3-colorable graphs. Following the setting and the proof of [Göbel et al., 2022], by using Theorem 4, we can derive the following:

Theorem 7. Given any $r \geq 0$, the randomised Recoloring algorithm on a 3-colorable graph with $n \in \mathbb{N}$ vertices over $n \in \mathbb{N}$ variables, terminates in at most rn^4 time with probability at least $1 - e^{-4r/3e}$.

5 Applications to Coevolutionary Algorithms

Next, we consider a slightly complicated example: competitive co-evolutionary algorithms (CoEAs). Competitive co-evolutionary algorithms are designed to solve maximin optimisation or adversarial optimisation problems, including two-player zero-sum games [Popovici et al., 2012; Lehre, 2022]. There are various applications, including CoEA-GAN [Toutouh et al., 2019], competitive co-evolutionary search heuristics on cyber security problem [Lehre et al., 2023] and enhanced GANs by using a co-evolutionary approach for image translation [Shu et al., 2019].

We are interested in whether competitive CoEAs can help find Nash equilibrium efficiently. We use the formulation in [Nisan et al., 2007] to define Nash equilibrium. This paper focuses on Pure Strategy Nash Equilibrium (abbreviated NE).

Definition 4. ([Nisan et al., 2007]) Consider a two-player zero-sum game. Given a search space $\mathcal{X} \times \mathcal{Y}$ and a payoff function $g : \mathcal{X} \times \mathcal{Y} \rightarrow \mathbb{R}$, if for all $(x, y) \in \mathcal{X} \times \mathcal{Y}$

$$g(x, y^*) \leq g(x^*, y^*) \leq g(x^*, y),$$

then (x^*, y^*) is called a Pure Strategy Nash Equilibrium of a two-player zero-sum game.

The pairwise dominance relation has been defined and introduced into a population-based CoEA in [Lehre, 2022].

Definition 5 (Pairwise dominance). Given a function $g = \mathcal{X} \times \mathcal{Y} \rightarrow \mathbb{R}$ and two pairs $(x_1, y_1), (x_2, y_2) \in \mathcal{X} \times \mathcal{Y}$, we say that (x_1, y_1) dominates (x_2, y_2) with respect to g , denoted $(x_1, y_1) \succeq_g (x_2, y_2)$, if and only if $g(x_1, y_2) \geq g(x_1, y_1) \geq g(x_2, y_1)$.

There is a single-pair CoEA called Randomised Local Search with Pairwise Dominance (RLS-PD) [Hevia Fajardo *et al.*, 2023]. It has been shown that RLS-PD can find the NE of a simple pseudo-Boolean benchmark called BILINEAR in expected polynomial runtime. The processes induced by RLS-PD on the BILINEAR problem is exactly a variance-transformed process. We would like to use Theorem 1 to show the exponential tail bound for the runtime.

RLS-PD samples a search point (a pair of point $(x_1, y_1) \in \mathcal{X} \times \mathcal{Y}$) uniformly at random. In each iteration, RLS-PD uses the local mutation operator to generate the new search point where the local mutation operator is sampling a random Hamming neighbour. If the new search point dominates the original search point in a pairwise-dominance manner, then the original search point is replaced by the new one. Otherwise, the original search point remains the same.

5.1 The BILINEAR Problem

In this section, we consider a simple class of discrete maximin benchmark called BILINEAR, which was first proposed by [Lehre, 2022]. In this work, we use a variation of BILINEAR as [Hevia Fajardo *et al.*, 2023] to simplify our calculation and illustrate applications of our main theorem. It has been empirically shown in [Hevia Fajardo *et al.*, 2023] that RLS-PD behaves similarly on the original definition of BILINEAR and the revised definition. In this paper, we only consider this variation of BILINEAR.

Definition 6. ([Hevia Fajardo *et al.*, 2023]) The BILINEAR function is defined for two parameters $\alpha, \beta \in (0, 1)$ by

$$\text{BILINEAR}_{\alpha, \beta}(x, y) := |y|_1 (|x|_1 - \beta n) - \alpha n |x|_1 + E_1 + E_2$$

with the error terms $E_1 := \max\{\alpha n - |y|_1\}^2/n^3$ and $E_2 := -\max\{\beta n - |x|_1\}^2/n^3$. We also denote the set of Nash equilibria as OPT, where $\text{OPT} := \{(x, y) \mid |x|_1 = \beta n \wedge |y|_1 = \alpha n\}$.

We consider OPT as our solution concept and the problem setting $\alpha = 1/2 \pm O(1/\sqrt{n})$ and $\beta = 1/2 \pm O(1/\sqrt{n})$ as in [Hevia Fajardo *et al.*, 2023]. We now derive the exponential tail bound of RLS-PD to find the Nash equilibrium.

5.2 RLS-PD solves BILINEAR efficiently w.h.p.

Theorem 8. Consider $\alpha \in [1/2 - A/\sqrt{n}, 1/2 + A/\sqrt{n}]$ and $\beta \in [1/2 - B/\sqrt{n}, 1/2 + B/\sqrt{n}]$, where $A, B > 0$ are constants and $3(A + B)^2 \leq 1/2 - \delta'$ for some constant $\delta' > 0$. The expected runtime of RLS-PD on $\text{BILINEAR}_{\alpha, \beta}$ is $O(n^{1.5})$. Moreover, given any $r \geq 0$, the runtime is at most $2rn^{1.5}$, with probability at least $1 - e^{-\Omega(r)}$.

We defer the proof of Theorem 8 to the appendix.

Theorem 8 shows that RLS-PD can find the Nash Equilibrium in $O(n^{1.5})$ with overwhelmingly high probability. The

exponential tail bound provides a stronger performance guarantee up to the tail of the runtime than the sole expectation.

5.3 RLS-PD forgets the Nash Equilibrium w.h.p.

After the algorithm finds a Nash Equilibrium efficiently, the inherent characteristics of the function cause the algorithm not only to forget the Nash Equilibrium but also move away from it by a distance $\Omega(\sqrt{n})$ in $O(n)$ iterations w.h.p. This is shown by the following theorem.

Theorem 9. Let $\alpha = 1/2 \pm A/\sqrt{n}$ and $\beta = 1/2 \pm B/\sqrt{n}$, where $A, B > 0$ are constants. Consider RLS-PD on $\text{BILINEAR}_{\alpha, \beta}$. Then, for any initial search points (x_0, y_0) , the expected runtime that the search point firstly moves away from OPT by a Manhattan distance at least $(A + B)\sqrt{n}$ is $O(n)$. Moreover, given any $r > 0$, the runtime is at most rn , with probability at least $1 - e^{-\Omega(r)}$.

Theorem 9 illustrates how drift analysis can expose weaknesses in algorithms, suggesting what needs to be improved in new algorithms. In particular, we can see even though RLS-PD can find the optimum in polynomial time, it can still suffer from evolutionary forgetting (i.e. forget the optimum found in previous iterations) with high probability. So only the expected runtime estimate might be insufficient to determine whether a coevolutionary algorithm is good or not. This highlights the weakness of RLS-PD and the need to understand coevolutionary dynamics further.

6 Applications to Regret Analysis of a Bandit Learning Algorithm

We start with a brief introduction of bandit problems. Suppose we have K decisions or "arms", where we obtain the corresponding reward r_a when we choose one specific decision a . The goal of the bandit algorithm is to maximise cumulative reward among time horizon T [Lattimore and Szepesvári, 2020; Sutton and Barto, 2018]. In this paper, we consider the quantity called regret (missed reward), which is the difference between the reward of the chosen arm and the optimal arm at each iteration. We provide a formal definition of regret as follows.

Definition 7. ([Lattimore and Szepesvári, 2020; Larcher *et al.*, 2023]) Given time horizon T , each arm a is associated with a probability distribution $\mathcal{D}(a)$, which we assume to be over $[0, 1]$ and for which the mean is denoted as $\mu(a)$; whenever arm a is pulled, the agent receives a reward distributed according to $\mathcal{D}(a)$. The regret (missed reward) of the agent at round $t \in \mathbb{N}$ is defined as $R_t = r_{a^*} - r_{a_t}$, where a_t is the arm chosen at round t , r_a is the reward obtained from reward distribution $\mathcal{D}(a)$ and $a^* = \arg \max\{\mu(a) \mid a \in [K]\}$. The goal of the agent is to minimise the total regret $\mathcal{R} = \sum_{t=1}^T R_t$ or the total expected regret $E(\mathcal{R})$.

This paper focuses on the non-stationary 2-armed bandit problem, in which the reward distributions may swap over time and $K = 2$. More precisely, the agent receives a reward according to a reward distribution $\mathcal{D}(a_1)$ by pulling arm a_1 and another reward according to another reward distribution $\mathcal{D}(a_2)$ by pulling arm a_2 . We assume that two distributions

$\mathcal{D}(a_1)$ and $\mathcal{D}(a_2)$ are fixed, and they will swap if a change occurs along the time horizon. To simplify the calculation, we assume both distributions over $[0, 1]$. We present the application of our drift theorem (concentration tail bound) on regret analysis of a simple reinforcement learning algorithm for such a bandit problem. We defer the pseudo-code for Random Walk with Asymmetric Boundaries (RWAB) proposed by [Larcher *et al.*, 2023] to the appendix.

Note that RWAB is designed to balance the exploration and exploitation for non-stationary bandit problems. RWAB mainly relies on the CHALLENGE operator to determine which arm we prefer to pull or whether we swap the arms. The CHALLENGE operator is designed to use the random walk of action value S on $[-\sqrt{T/L}, 1]$. [Larcher *et al.*, 2023] shows that the expected regret of RWAB is $\Theta(\sqrt{LT})$ where T is the time horizon and L is the number of changes. We want stronger performance guarantees for the regret of RWAB, i.e. a concentration tail bound for the regret estimate. We would like to characterise the distribution of the regret.

Next, we present the main theorem for the regret of RWAB algorithm. In this theorem, we assume $L = o(T)$.

Theorem 10. *Given any $\varepsilon \geq 1$, the regret of Algorithm RWAB is at most $480\varepsilon(L + \sqrt{LT})$ with probability at least $1 - 2e^{-\sqrt{\varepsilon}/e}$.*

The proof of Theorem 10 is deferred to the Appendix.

By Theorem 10, RWAB Algorithm has regret at most order $O(\sqrt{LT})$ for a 2-armed non-stationary bandit problem w.h.p. By using minimax lower bound [Bubeck *et al.*, 2012], any algorithm on K -armed stationary bandit problems has regret at least $\sqrt{Kn}/20$ for time horizon n . In particular, for $K = 2$, the lower bound for the expected regret of any algorithm on bandit stationary bandit problems is $\Omega(\sqrt{n})$ for time horizon n . [Larcher *et al.*, 2023] showed that by considering L changes and each change of average steps T/L , RWAB has expected regret at least $\Omega(L \cdot \sqrt{T/L}) = \Omega(\sqrt{LT})$. Theorem 10 confirms that RWAB is optimal with overwhelmingly high probability, and we propose a new perspective of analysing a bandit algorithm by using drift analysis, which is rarely employed by the reinforcement learning community.

7 Experiments

To complement our asymptotic results with data for concrete problem sizes, we conduct the following experiments.

7.1 Empirical Evidence of RLS-PD on BILINEAR

We conduct experiments with the RLS-PD for the maximin BILINEAR problem. The problem setup is $(\alpha, \beta) = (0.5, 0.5), (0.3, 0.3), (0.3, 0.7), (0.7, 0.3), (0.7, 0.7)$. These five scenarios cover the cases when the optimum lies in four different quadrants and the centre of the search space. We set the mutation rate $\chi = 1$ and problem size $n = 1000$. We run 1000 independent simulations for each configuration. For each run, we initialise the search point uniformly at random.

Figure 1 displays the density plot for the runtime distribution of RLS-PD on BILINEAR. The x -axis represents the

runtime, the y -axis represents the frequency or density, and the red dotted line represents the average value of the runtime for each problem setting. As x increases, Figure 1 shows that we have an exponentially decaying tail for the runtime of RLS-PD on each problem configuration. It is very unlikely that the runtime of RLS-PD on BILINEAR deviates too much from the mean or the expected runtime from Figure 1 for each problem configuration. From the statistics (figures and tables in the appendix), we can see for each configuration, the frequency that the actual runtime bounded above by the mean runtime converges to 1. When $(\alpha, \beta) = (0.5, 0.5)$, the empirical results are consistent with our theoretical bounds in the sense of asymptotic order. The results for other problem configurations raise a conjecture about whether our theoretical results can also hold for all $\alpha, \beta \in [0, 1]$.

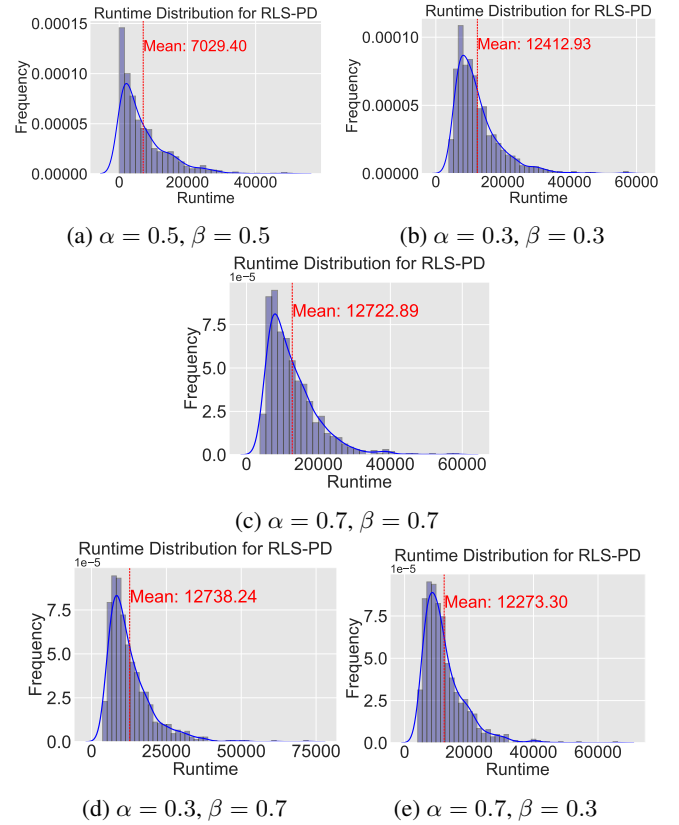


Figure 1: Runtime distribution for RLS-PD for various α and β .

7.2 Empirical Evidence of RWAB Algorithm

We conduct experiments with the RWAB Algorithm for the 2-armed non-stationary bandit problem. The environment is set up as two Bernoulli bandits with means $\mu_1 = 0.2, \mu_2 = 0.8$ and the number of changes $L = 5, 10, 20, 40, 80, 100$. The changes are set up uniformly at random along the time horizon $T = 1000$. 1000 independent simulations are run for each configuration.

Figure 2 displays the regret distribution of RWAB. The x -axis represents the regret of RWAB, the y -axis represents the frequency or density, and the red dotted line represents the

average regret for each problem setting. As x increases, Figure 2 shows that we have an exponentially decaying tail for the regret of RWAB on 2-armed non-stationary bandit problem with respect to the changes L . Figure 2 shows the concentration of regret around the empirical mean or the expected regret and it is also unlikely that the regret of RWAB deviates too much from the expectation. The tables (deferred in the appendix) suggest that our theoretical tail bound is asymptotically tight regardless of the leading coefficient. Tables and figures for regret distributions show that for each configuration, the frequency that the actual regret bounded above by the mean regret is asymptotic to 1 as the increases in the multiplicative factors of the upper bounds. Moreover, the convergence rate is significantly faster than the counterpart in the case of RLS-PD on BILINEAR. This means that the theoretical bound (i.e. the leading coefficient) obtained has room to improve. One conjecture may be the process governing the dynamics of runtime for RLS-PD on BILINEAR relies heavily on the high variance needed to overcome the negative drift, while the process governing the dynamics of regret induced by RWAB already exhibits positive drift everywhere before reaching the target state. Thus, it yields a faster convergence.

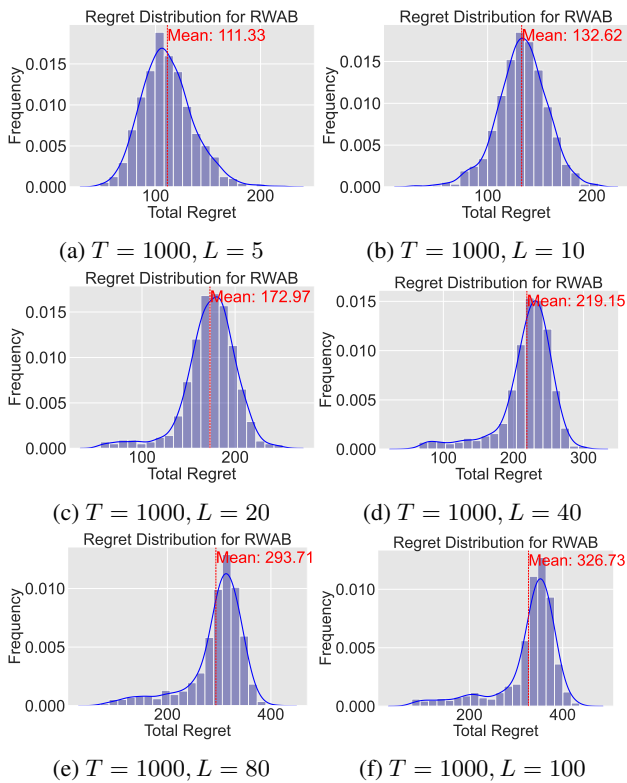


Figure 2: Regret distribution for various values of T and L .

8 Conclusion

This paper proves a more general and stronger drift theorem (tail-bound). Our theorems can be used to analyse the first hitting time of different random processes. As a sub-product,

this paper also resolves the open problem left in [Kötzing, 2016], which asks for a suitable replacement for the Azuma-Hoeffding inequality to improve the tail bounds for random processes. We apply our theorems to several practical examples, including Random 2-SAT, Recolouring, competitive CoEAs and RWAB. To the best of our knowledge, it is the first tail-bound drift analysis of RLS-PD and RWAB. Our drift theorems provide more precise information on how the runtime concentrates and a stronger performance guarantee. In practice, it shows the limitation of the current coevolutionary algorithm on maximin optimisation. It suggests a need for a deeper understanding of the mechanism of CoEAs, which may help to design a more stable CoEA. Moreover, our results confirm that randomness in RWAB can be helpful for stochastic non-stationary bandit problems.

For future studies, both runtime analysis of CoEA on maximin optimisation and regret analysis of stochastic reinforcement learning algorithms via drift analysis are still poorly understood and unexplored areas. In particular, on the technical side, can we derive more precise bounds for RWAB since the leading coefficient seems not to be optimal from empirical results or can we use these results to analyse more complicated CoEAs or bandit algorithms? On the practical side, we could try to use such concentration bound to design more efficient algorithms. For example, we could try to design more stable CoEAs or develop a general optimal bandit algorithm by using the random-walk design analysed in this work.

Acknowledgments

This work was supported by a Turing AI Fellowship (EPSRC grant ref EP/V025562/1). The computations were performed using the University of Birmingham’s BlueBEAR high performance computing (HPC) service.

References

- [Popovici *et al.*, 2012] Elena Popovici, Anthony Bucci, R. Paul Wiegand, and Edwin D. De Jong. Coevolutionary Principles. In Grzegorz Rozenberg, Thomas Bäck, and Joost N. Kok, editors, *Handbook of Natural Computing*, pages 987–1033. Springer Berlin Heidelberg, Berlin, Heidelberg, 2012.
- [Al-Dujaili *et al.*, 2018] Abdullah Al-Dujaili, Tom Schmiedlechner, and Erik Hemberg, and Una-May O’Reilly. Towards Distributed Coevolutionary GANs, August 2018. arXiv:1807.08194 [cs].
- [Auer *et al.*, 2002] Peter Auer, Nicolo Cesa-Bianchi, and Paul Fischer. Finite-time analysis of the multiarmed bandit problem. *Machine learning*, 47:235–256, 2002.
- [Azuma, 1967] Kazuoki Azuma. Weighted sums of certain dependent random variables. *Tohoku Mathematical Journal*, 19:357–367, 1967.
- [Baritompa and Steel, 1996] Bill Baritompa and Mike Steel. Bounds on absorption times of directionally biased random sequences. *Random Structures & Algorithms*, 9(3):279–293, 1996.

- [Bhattacharya and Waymire, 2007] Rabindra Nath Bhattacharya and Edward C Waymire. *A Basic Course in Probability Theory*, volume 69. Springer, 2007.
- [Bian *et al.*, 2020] Chao Bian, Chao Feng, Chao Qian, and Yang Yu. An efficient evolutionary algorithm for subset selection with general cost constraints. In *AAAI*, 2020.
- [Bubeck *et al.*, 2012] Sébastien Bubeck, Nicolo Cesa-Bianchi, et al. Regret analysis of stochastic and nonstochastic multi-armed bandit problems. *Foundations and Trends® in Machine Learning*, 5(1):1–122, 2012.
- [Case and Lehre, 2020] Brendan Case and Per Kristian Lehre. Self-adaptation in nonelitist evolutionary algorithms on discrete problems with unknown structure. *IEEE Transactions on Evolutionary Computation*, 24(4):650–663, 2020.
- [Dang *et al.*, 2021] Duc-Cuong Dang, Anton Eremeev, and Per Kristian Lehre. Escaping local optima with non-elitist evolutionary algorithms. In *AAAI*, 2021.
- [Doerr and Goldberg, 2013] Benjamin Doerr and Leslie Ann Goldberg. Adaptive Drift Analysis. *Algorithmica*, 65(1):224–250, January 2013.
- [Doerr and Künnemann, 2013] Benjamin Doerr and Marvin Künnemann. How the $(1+\lambda)$ evolutionary algorithm optimizes linear functions. In *Proceedings of the 15th Annual Conference on Genetic and Evolutionary Computation*, GECCO '13, page 1589–1596, New York, NY, USA, 2013. Association for Computing Machinery.
- [Doerr and Neumann, 2019] Benjamin Doerr and Frank Neumann. *Theory of Evolutionary Computation: Recent Developments in Discrete Optimization*. Natural Computing Series. Springer Nature, 2019.
- [Doerr and Qu, 2023] Benjamin Doerr and Zhongdi Qu. Runtime analysis for the nsga-ii: Provable speed-ups from crossover. In *AAAI*, 2023.
- [Doerr and Zheng, 2020] Benjamin Doerr and Weijie Zheng. Sharp bounds for genetic drift in estimation of distribution algorithms. *IEEE Transactions on Evolutionary Computation*, 24(6):1140–1149, 2020.
- [Doerr *et al.*, 2010] Benjamin Doerr, Daniel Johannsen, and Carola Winzen. Multiplicative drift analysis. In *Proceedings of the 12th annual conference on Genetic and evolutionary computation*, pages 1449–1456, 2010.
- [Doerr *et al.*, 2013] Benjamin Doerr, Dirk Styled, and Carsten Witt. When do evolutionary algorithms optimize separable functions in parallel? In *Proceedings of the Twelfth Workshop on Foundations of Genetic Algorithms XII*, FOGA XII '13, page 51–64, New York, NY, USA, 2013. Association for Computing Machinery.
- [Doob, 1971] J. L. Doob. What is a Martingale? *The American Mathematical Monthly*, 78(5):451–463, 1971. Publisher: Mathematical Association of America.
- [Friedrich *et al.*, 2016] Tobias Friedrich, Timo Kötzing, and Martin S. Krejca. Edas cannot be balanced and stable. In *Proceedings of the Genetic and Evolutionary Computation Conference 2016*, GECCO '16, page 1139–1146, New York, NY, USA, 2016. Association for Computing Machinery.
- [Göbel *et al.*, 2022] Andreas Göbel, Timo Kötzing, and Martin S Krejca. Intuitive analyses via drift theory, 2022.
- [Grimmett and Stirzaker, 2001] Geoffrey Grimmett and David Stirzaker. *Probability and Random Processes*. Oxford University Press, Oxford ; New York, 3rd ed edition, 2001.
- [Hajek, 1982] Bruce Hajek. Hitting-time and occupation-time bounds implied by drift analysis with applications. *Advances in Applied probability*, 14(3):502–525, 1982.
- [He and Yao, 2001] Jun He and Xin Yao. Drift analysis and average time complexity of evolutionary algorithms. *Artificial Intelligence*, 127(1):57–85, March 2001.
- [Hevia Fajardo *et al.*, 2023] Mario Hevia Fajardo, Per Kristian Lehre, and Shishen Lin. Runtime analysis of a co-evolutionary algorithm: Overcoming negative drift in maximin-optimisation. In *Proceedings of the Genetic and Evolutionary Computation Conference Companion*, GECCO '23, New York, NY, USA, 2023. Association for Computing Machinery.
- [Jansen, 2013] Thomas Jansen. *Analyzing Evolutionary Algorithms: The Computer Science Perspective*. Springer Publishing Company, Incorporated, 2013.
- [Johannsen, 2010] Daniel Johannsen. *Random combinatorial structures and randomized search heuristics*. PhD thesis, Saarland University, 2010.
- [Kötzing *et al.*, 2015] Timo Kötzing, Andrei Lissovoi, and Carsten Witt. $(1+1)$ ea on generalized dynamic onemax. In *Proceedings of the 2015 ACM Conference on Foundations of Genetic Algorithms XIII*, FOGA '15, page 40–51, New York, NY, USA, 2015. Association for Computing Machinery.
- [Kötzing, 2016] Timo Kötzing. Concentration of First Hitting Times Under Additive Drift. *Algorithmica*, 75(3):490–506, July 2016.
- [Larcher *et al.*, 2023] Maxime Larcher, Robert Meier, and Angelika Steger. A simple optimal algorithm for the 2-arm bandit problem. In *Symposium on Simplicity in Algorithms (SOSA)*, pages 365–372. SIAM, 2023.
- [Lattimore and Szepesvári, 2020] Tor Lattimore and Csaba Szepesvári. *Bandit algorithms*. Cambridge University Press, 2020.
- [Lehre and Lin, 2023] Per Kristian Lehre and Shishen Lin. Is CC- $(1+1)$ EA more efficient than $(1+1)$ EA on separable and inseparable problems? In *IEEE Congress on Evolutionary Computation (CEC)*, pages 1–8, Chicago, USA, 2023.
- [Lehre and Witt, 2021] P. K. Lehre and C. Witt. Tail bounds on hitting times of randomized search heuristics using variable drift analysis. *Combinatorics, Probability and Computing*, 30(4):550–569, 2021.
- [Lehre *et al.*, 2023] Per Kristian Lehre, Mario Hevia Fajardo, Jamal Toutouh, Erik Hemberg, and Una-May

- O'Reilly. Analysis of a pairwise dominance coevolutionary algorithm and defendit. In *Proceedings of the Genetic and Evolutionary Computation Conference, GECCO '23*, page 1027–1035, New York, NY, USA, 2023. Association for Computing Machinery.
- [Lehre, 2022] Per Kristian Lehre. Runtime Analysis of Competitive co-Evolutionary Algorithms for Maximin Optimization of a Bilinear Function. In *Proceedings of the Genetic and Evolutionary Computation Conference, GECCO '22*, page 1408–1416, 2022.
- [McDiarmid, 1989] Colin McDiarmid. *On the method of bounded differences*, page 148–188. London Mathematical Society Lecture Note Series. Cambridge University Press, 1989.
- [McDiarmid, 1993] Colin McDiarmid. A random recoloring method for graphs and hypergraphs. *Combinatorics, Probability and Computing*, 2(3):363–365, 1993.
- [Menshikov *et al.*, 2016] Mikhail Menshikov, Serguei Popov, and Andrew Wade. *Non-homogeneous Random Walks: Lyapunov Function Methods for Near-Critical Stochastic Systems*. Cambridge Tracts in Mathematics. Cambridge University Press, 2016.
- [Mitavskiy *et al.*, 2009] Boris Mitavskiy, Jonathan Rowe, and Chris Cannings. Theoretical analysis of local search strategies to optimize network communication subject to preserving the total number of links. *International Journal of Intelligent Computing and Cybernetics*, 2(2):243–284, 2009.
- [Mitzenmacher and Upfal, 2005] Michael Mitzenmacher and Eli Upfal. *Probability and computing: an introduction to randomized algorithms and probabilistic analysis*. Cambridge University Press, New York, 2005.
- [Neumann and Witt, 2010] Frank Neumann and Carsten Witt. *Bioinspired Computation in Combinatorial Optimization: Algorithms and Their Computational Complexity*. Natural Computing Series. Springer Berlin Heidelberg, Berlin, Heidelberg, 2010.
- [Nisan *et al.*, 2007] Noam Nisan, Tim Roughgarden, Eva Tardos, and Vazirani Vijay V. *Algorithmic Game Theory*. Cambridge University Press, 2007.
- [Oliveto and Witt, 2012] Pietro S. Oliveto and Carsten Witt. Erratum: Simplified Drift Analysis for Proving Lower Bounds in Evolutionary Computation, November 2012. arXiv:1211.7184 [cs].
- [Papadimitriou, 1991] Christos H Papadimitriou. On selecting a satisfying truth assignment. In *Proceedings 32nd Annual Symposium of Foundations of Computer Science*, pages 163–169. IEEE Computer Society, 1991.
- [Shu *et al.*, 2019] Han Shu, Yunhe Wang, Xu Jia, Kai Han, Hanting Chen, Chunjing Xu, Qi Tian, and Chang Xu. Co-evolutionary compression for unpaired image translation. In *Proceedings of the IEEE/CVF International Conference on Computer Vision*, pages 3235–3244, 2019.
- [Sutton and Barto, 2018] Richard S Sutton and Andrew G Barto. *Reinforcement learning: An introduction*. MIT press, 2018.
- [Williams, 1991] David Williams. *Probability with martingales*. Cambridge university press, 1991.
- [Zheng *et al.*, 2022] Weijie Zheng, Yufei Liu, and Benjamin Doerr. A first mathematical runtime analysis of the Non-Dominated Sorting Genetic Algorithm II (NSGA-II). In *AAAI*, 2022.
- [Toutouh *et al.*, 2019] Jamal Toutouh, Erik Hemberg, and Una-May O'Reilly. Spatial Evolutionary Generative Adversarial Networks. In *Proceedings of the Genetic and Evolutionary Computation Conference*, pages 472–480. ACM, Prague Czech Republic, July 2019.

9 Pseudo-Code of Algorithms

We consider the pseudocode from [Mitzenmacher and Upfal, 2005].

Algorithm 1 2-SAT Algorithm

- 1: Start with an arbitrary truth assignment.
 - 2: **for** $t = 0, 1, 2, \dots, 2mn^2$ until all clauses are satisfied **do**
 - 3: Choose an arbitrary clause that is not satisfied;
 - 4: Choose uniformly at random one of the literals in the clause and switch the value of its variable
 - 5: **if** a valid truth assignment has been found **then** return it.
 - 6: Otherwise, return that the formula is unsatisfied.
-

We consider the pseudocode from [McDiarmid, 1993].

Algorithm 2 Recolour

- 1: Start with an arbitrary 2-colouring of the points
 - 2: **while** SEEK returns a monochromatic edge E **do**
 - 3: pick a random point in E and change its colour
-

We consider the pseudocode from [Hevia Fajardo *et al.*, 2023].

Algorithm 3 RLS-PD: Randomised Local Search with Pairwise Dominance

Require: Maximin-objective function $g : \mathcal{X} \times \mathcal{Y} \rightarrow \mathbb{R}$

- 1: Sample $x_1 \sim \text{Unif}(\{0, 1\}^n)$
 - 2: Sample $y_1 \sim \text{Unif}(\{0, 1\}^n)$
 - 3: **for** $t \in \{1, 2, \dots\}$ **do**
 - 4: Create $x', y' \in \{0, 1\}^n$ by copying x_t and y_t and flipping exactly one bit chosen uniformly at random from either x_t or y_t .
 - 5: **if** $(x', y') \succeq_g (x_t, y_t)$ **then** $(x_{t+1}, y_{t+1}) := (x', y')$
-

We consider the pseudocode from [Larcher *et al.*, 2023].

Algorithm 4 Random Walk with Asymmetric Boundaries (RWAB)

Require: Time horizon T , number of changes L , two arms a_1, a_2 and Challenge probability $p = \sqrt{L/T}$.

- 1: Set $a^+ \leftarrow a_1$ and $a^- \leftarrow a_2$.
 - 2: **for** $t \in \{1, 2, \dots, T\}$ **do**
 - 3: Set $(a^+, a^-) \leftarrow \text{Challenge}(a^+, a^-)$ with prob. p .
 - 4: Otherwise pull a^+ once.
-

Algorithm 5 CHALLENGE

Require: Two arms a^+, a^-

- 1: Set $S \leftarrow 0$.
 - 2: **while** $-\sqrt{T/L} < S < 1$ **do**
 - 3: Pull both a^+ and a^- once and observe rewards r^+ and r^- .
 - 4: Update $S \leftarrow S + r^+ - r^-$.
 - 5: **if** $S \geq 1$ **then**
 - 6: **return** (a^+, a^-) otherwise **return** (a^-, a^+)
-

10 Optional Stopping Time Theorems

We provide a formal definition of martingales/super-martingale / sub-martingale.

Definition 8. (Martingales [Williams, 1991]) A sequence of random variables X_0, X_1, \dots is a martingale with respect to the sequence of filtration $\mathcal{F}_0, \mathcal{F}_1, \dots$ if for all $t \geq 0$, the following conditions hold:

- (1) $(X_t)_{t \geq 0}$ is adapted to $(\mathcal{F}_t)_{t \geq 0}$,
- (2) $E(|X_t|) < \infty, \forall t$
- (3) $E(X_t | \mathcal{F}_{t-1}) = X_{t-1}$ for $t \geq 1$.

Moreover, a super-martingale with respect to $(\mathcal{F}_t)_{t \geq 0}$ is defined similar except that condition (3) is replaced by for $t \geq 1$, $E(X_t | \mathcal{F}_{t-1}) \leq X_{t-1}$.

A sub-martingale with respect to $(\mathcal{F}_t)_{t \geq 0}$ is defined with condition (3) replaced by for $t \geq 1$, $E(X_t | \mathcal{F}_{t-1}) \geq X_{t-1}$.

Theorem 11. (Doob's Optional Stopping Time [Williams, 1991; Doob, 1971]) We consider the following conditions. Let X_n be a stochastic process in \mathbb{R} and T be its stopping time.

- (1) T is bounded (i.e. for some $N \in \mathbb{N}$, $T(\omega) \leq N, \forall \omega$);
- (2) X is bounded (i.e. for some $K \in \mathbb{R}_{\geq 0}$, $|X_t(\omega)| \leq K$ for every t and every ω and T is a.s. finite);
- (3) $E(T) < \infty$, and, for some $K \in \mathbb{R}_{\geq 0}$,

$$|X_t(\omega) - X_{t-1}(\omega)| \leq K \quad \forall (t, \omega).$$

In particular, let X_n be a super-martingale and τ, σ be stopping times. Then X_τ, X_σ are integrable and for $\sigma \leq \tau$, $E(X_\tau | \mathcal{F}_\sigma) \leq X_\sigma$ a.s.. In particular, for $\sigma = 0, \tau = T$, $E(X_T) \leq E(X_0)$ in each of the above situations (1)-(3) holds.

Let X_n is a sub-martingale. Then X_τ, X_σ are integrable and for $\sigma \leq \tau$, $E(X_\tau | \mathcal{F}_\sigma) \geq X_\sigma$ a.s.. In particular, for $\sigma = 0, \tau = T$, $E(X_T) \geq E(X_0)$ in each of the above situations (1)-(3) holds.

Notice that in condition (3), the theorem still assumes a fixed step size. Then, we need an extended version of the Optional Stopping Theorem [Grimmett and Stirzaker, 2001; Bhattacharya and Waymire, 2007].

Theorem 12 (Extended Doob's Optional Stopping Time). We consider the following conditions. Let X_n be a stochastic process in \mathbb{R} and T be its stopping time.

- (1) T is bounded (i.e. for some $N \in \mathbb{N}$, $T(\omega) \leq N, \forall \omega$);

(2) X is bounded (i.e. for some $K \in \mathbb{R}_{\geq 0}$, $|X_t(\omega)| \leq K$ for every t and every ω and T is a.s. finite);

(3) $E(T) < \infty$, and, for some $K \in \mathbb{R}_{\geq 0}$,

$$|X_t(\omega) - X_{t-1}(\omega)| \leq K \quad \forall (t, \omega).$$

(4) The stopping time T has a finite expectation and the conditional expectations of the absolute value of the martingale increments are almost surely bounded. More precisely, $E(T) < \infty$, and there exists a constant $c > 0$ such that

$$E[|X_{t+1} - X_t| | \mathcal{F}_t] \leq c$$

almost surely on the event $\{T > t\}$ for all $t \in \mathbb{N}_0$.

Theorem 11 holds in each of the above situations (1)-(4) holds.

11 Definitions and Theorems

11.1 Supplementary material for the analysis of Random 2-SAT and Recolouring algorithms

We defer some important results of Random 2-SAT and Recolouring algorithms here.

Theorem 13. (Random 2-SAT [Papadimitriou, 1991]) *The randomised 2-SAT algorithm, when run on a satisfiable 2-SAT formula over $n \in \mathbb{N}$ variables, terminates in $O(n^4)$ time in expectation.*

Theorem 14. (McDiarmid [McDiarmid, 1993]) *The expected run time of Recolouring on a 3-colorable graph with $n \in \mathbb{N}$ vertices is $O(n^4)$.*

11.2 Supplementary material for the analysis of coevolutionary algorithm

We defer some important definitions and lemmas used in the analysis of RLS-PD algorithm here. Following the definitions used in [Hevia Fajardo *et al.*, 2023], we define

Definition 9. Let $M(x, y)$ be the Manhattan distance from a search point $(x, y) \in \mathcal{X} \times \mathcal{Y}$ to the optimum, that is, $M(x, y) := |n\beta - |x|_1| + |n\alpha - |y|_1|$. Let $M_t := M(x_t, y_t)$. For all $t \in \mathbb{N}$ we define:

$$p_{x,y}^+ := \Pr(M_{t+1} > M_t \mid M_t = M(x, y));$$

$$p_{x,y}^- := \Pr(M_{t+1} < M_t \mid M_t = M(x, y)).$$

Definition 10. During our analysis, we divide the search space into four quadrants. We say that a pair of search points (x, y) is in:

- the first quadrant if $0 \leq |x|_1 < \beta n \wedge \alpha n \leq |y|_1 \leq n$,
- the second quadrant if $\beta n \leq |x|_1 \leq n \wedge \alpha n < |y|_1 \leq n$,
- the third quadrant if $\beta n < |x|_1 \leq n \wedge 0 \leq |y|_1 \leq \alpha n$, and
- the fourth quadrant if $0 \leq |x|_1 < \beta n \wedge 0 \leq |y|_1 < \alpha n$.

Lemma 2. ([Hevia Fajardo *et al.*, 2023]) *Consider RLS-PD on BILINEAR as in Theorem 8. Define $T := \inf\{t \mid M_t = 0\}$, then for every generation $t < T$*

$$E\left(M_t - M_{t+1} - \frac{M_t - (A+B)\sqrt{n}}{2n}; t < T \mid M_t\right) \geq 0.$$

11.3 Supplementary material for the analysis of RWAB algorithm

We defer some important definitions used in the analysis of the RWAB algorithm here. Following the definitions used in [Larcher *et al.*, 2023], we define

Definition 11. We say that a^+ swaps or we have a swap if in the call of CHALLENGE, the value of a^+ changes. A swap is called a mistake when $a^+ = a^*$ at the start of CHALLENGE and no change of the underlying distribution of the rewards (abbrev. change) occurs while the CHALLENGE was running.

Definition 12. An era denotes the time between two consecutive changes in the reward distribution. A sub-era is an interval in which both the underlying reward distribution and the arm a^+ remain constant. We use L to denote the number of eras and M denote the number of sub-eras.

Before showing the main theorem, we need some lemma to proceed.

Lemma 3. *Given $X \sim \text{Geo}(p), Y \sim \text{Geo}(q)$ where $p, q \in (0, 1)$, if $p \geq q$, then Y stochastic dominates X .*

Lemma 3 shows that given two Geometric distributed random variables, the sufficient condition for one stochastic dominating the other is simply with higher "success" probability.

The proof consists of four cases. We denote the accumulated regret for each case by \mathcal{R}_i for $i \in [4]$. Next, following the definitions in [Larcher *et al.*, 2023], we define \mathcal{R}_i for $i \in [4]$ formally.

Definition 13. We denote the optimal arm by a^* , the action value of S in CHALLENGE by S_t and the expected regret at iteration t by Δ . Let $s = \sqrt{T/L}$ where T is the time horizon and L is the number of changes. Then, we define

- \mathcal{R}_1 : "The accumulated regret when starting CHALLENGE with correct arm $a^+ = a^*$ until a change occurs or the CHALLENGE ends";
- \mathcal{R}_2 : "The accumulated regret when a change occurs during an ongoing CHALLENGE until the next change occurs or the end of this ongoing CHALLENGE no matter if we have $a^+ = a^*$ or $a^+ \neq a^*$ ";
- \mathcal{R}_3 : "The accumulated regret when $a^+ \neq a^*$ with no ongoing CHALLENGE";
- \mathcal{R}_4 : "The accumulated regret when starting CHALLENGE with incorrect arm $a^+ \neq a^*$ until a new change occurs or the end of CHALLENGE in which the action value in CHALLENGE, denoted by S_t , hits $-s$ to trigger a swap".

Proof of Sketch for Theorem 10. Here we provide a sketch of the proof. We divide the analysis into four cases covered by \mathcal{R}_i for $i \in [4]$ (as shown in Figure 3). Once we obtain the tail bound for these \mathcal{R}_i , we can derive the tail bound for total regret \mathcal{R} by using $\mathcal{R} \leq \sum_{i=1}^4 \mathcal{R}_i$. \square

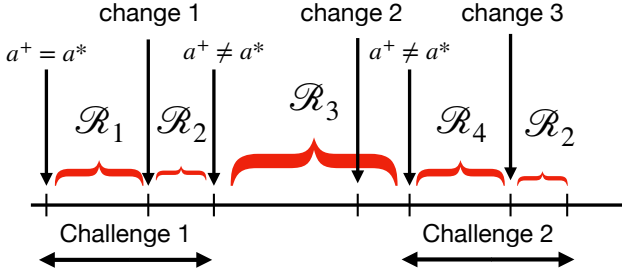


Figure 3: Classes of accumulated Regret along time horizon.

12 Omitted Proofs

Theorem 1. Let $(X_t)_{t \in \mathbb{N}}$ be a sequence of random variables in a finite state space $S \subseteq \mathbb{R}$ adapted to a filtration $(\mathcal{F}_t)_{t \in \mathbb{N}}$, and let $T = \inf\{t \geq 0 \mid X_t \leq 0\}$. Suppose

(A1) there exist $\delta > 0$ such that for all $t < T$, it holds that

$$\mathbb{E}_t((X_{t+1} - X_t)^2 - 2(X_{t+1} - X_t)(b - X_t)) \geq \delta$$

(A2) and for all $t \leq T$, it holds that $0 \leq X_t \leq b$.

Moreover, for all $t \geq 0$, assume there exist constants $r, \eta > 0$ with respect to j, t , for any $j \geq 0$, $\mathbb{E}(\mathbb{1}_{\{T > t\}} \mathbb{1}_{\{|X_t - X_{t+1}| \geq j\}} \mid \mathcal{F}_t) \leq r/(1 + \eta)^j$. Then, for $\tau > 0$, $\Pr(T > \tau) \leq e^{-\tau\delta/eb^2}$.

Proof of Theorem 1. For any $k \in \mathbb{N}$, we define $T_k = \inf\{t \geq k \mid X_t \leq 0\}$. Note that for any k and m , if $m < k$, then $\{\omega \in \Omega \mid T_k(\omega) = m\} = \emptyset \in \mathcal{F}_m$ and if $m \geq k$, from definition of T_k (consider the process after X_k), then $\{\omega \in \Omega \mid T_k(\omega) = m\} = \{\omega \in \Omega \mid X_i(\omega) > 0 \text{ and } X_m(\omega) \leq 0 \text{ for } i = k, \dots, m-1\}$ is in the σ -algebra \mathcal{F}_m since X is adapted to \mathcal{F} . Thus, T_k is a stopping time with respect to $(\mathcal{F}_t)_{t \geq 0}$. Since X_t has a negative drift, we want to transform the process to overcome such negative drift by using variance. We proceed by defining Y_t . Also, we define Z_t to connect Y_t and T_k to establish the recurrence step.

We would like to apply the extended optional stopping theorem for the random variable X_t, Z_t . To do so, we first need to prove that the expectation of T is finite and thus the expectation of T_k is finite for any given k . We want to apply additive drift theorem [He and Yao, 2001] on Y_t instead of directly on X_t . Note that if $X_t \leq 0$ and $X_t \in [0, b]$, then $Y_t = b^2 - (b - X_t)^2 \leq 0$. If $Y_t \leq 0$, then $b^2 - (b - X_t)^2 \leq 0$ which implies that $b^2 \leq (b - X_t)^2$. $X_t \in [0, b]$ and $b - X_t \in [0, b]$, then we have $b \leq b - X_t$ and thus we get $X_t \leq 0$. We can see the equivalence of these two events from here. So $Y_t \leq 0$ is equivalent to $X_t \leq 0$ from the definition of Y_t and the equivalence of these two events gives

$$T = \inf\{t \geq 0 \mid X_t \leq 0\} = \inf\{t \geq 0 \mid Y_t \leq 0\}.$$

Consider the process $Y_t = b^2 - (b - X_t)^2$ for all $t \in \mathbb{N}$, we

have

$$\begin{aligned} \mathbb{E}_t(Y_t - Y_{t+1}) &= \mathbb{E}_t\left((b - X_{t+1})^2 - (b - X_t)^2\right) \\ &= \mathbb{E}_t(X_{t+1}^2 - X_t^2 - 2b(X_{t+1} - X_t)) \\ &= \mathbb{E}_t\left((X_{t+1} - X_t)^2 - 2(X_{t+1} - X_t)(b - X_t)\right) \end{aligned}$$

Using (A1) gives

$$\geq \delta > 0. \quad (2)$$

By classic additive drift theorem [He and Yao, 2001] on Y_t we can derive the upper bound for the expected runtime is $\mathbb{E}(T) \leq \frac{b^2 - (b - X_0)^2}{\delta}$. Now, we define another process $Z_t = Y_t + \delta t$, then

$$\begin{aligned} \mathbb{E}_t(Z_t - Z_{t+1}) &= \mathbb{E}_t(Y_t - \delta t - Y_{t+1} - \delta(t+1)) \\ &= \mathbb{E}_t(Y_t - Y_{t+1} - \delta) \end{aligned}$$

Using Eq (2) gives

$$\geq 0.$$

Also notice that Y_t, Z_t are adapted to the filtration \mathcal{F}_t and due to X_t is finite then $\mathbb{E}(|X_t|) < \infty$. This implies that $\mathbb{E}(|Y_t|), \mathbb{E}(|Z_t|)$ are bounded as well for any given t . Then, both Z_t and Y_t are super-martingales according to Definition 8. Since we have shown that T_k is a stopping time, we can apply Theorem 12 with respect to Z_t .

$$\mathbb{E}_k(Z_k - Z_{T_k}) \geq 0$$

Substituting Z_t gives

$$\mathbb{E}_k(Y_k + \delta k - (Y_{T_k} + \delta T_k)) \geq 0$$

Rearranging the equation gives

$$\mathbb{E}_k(Y_k - Y_{T_k}) \geq \delta \mathbb{E}_k(T_k - k)$$

Now, note that

$$\begin{aligned} 0 \leq \mathbb{E}_k(Y_{T_k}) &= \mathbb{E}_k(b^2 - (b - X_{T_k})^2) \\ &= b^2 - \mathbb{E}_k((b - X_{T_k})^2) \end{aligned}$$

Using Jensen's inequality gives,

$$\leq b^2 - (\mathbb{E}_k(b - X_{T_k}))^2$$

Since $\mathbb{E}(T) < \infty$ as shown and we have shown Lemma 1, we satisfy condition (4) in the extended Optional Stopping Time Theorem. Using Optional Stopping Theorem (Theorem 12) on stopping time T_k gives,

$$\leq b^2 - (b - X_k)^2$$

So we can see the bounds for $\mathbb{E}_k(Y_{T_k}) \in [0, b^2 - (b - X_k)^2]$ and deduce that $b^2 - (b - X_k)^2 \geq \mathbb{E}_k(Y_k - Y_{T_k}) \geq 0$. By setting

$$\theta_k := \frac{\mathbb{E}_k(Y_k - Y_{T_k})}{\delta} \in [0, \frac{b^2}{\delta}],$$

and using $\mathbb{E}_k(Y_k - Y_{T_k}) \geq \delta \mathbb{E}_k(T_k - k)$, we have shown the following estimate:

$$\mathbb{E}(T_k - k \mid \mathcal{F}_k) \leq \theta_k \quad \text{for some } \theta_k \geq 0. \quad (3)$$

Taking $\theta := eb^2/\delta$, we get for all natural numbers $k > 0$,

$$\mathbb{E}(\mathbb{1}_{\{T_k - k > \theta\}} \mid \mathcal{F}_k) = \Pr(T_k - k > \theta \mid \mathcal{F}_k)$$

Since $T_k - k \geq 0$, we can apply Markov's inequality

$$\leq \mathbb{E}(T_k - k \mid \mathcal{F}_k)/\theta$$

Using Eq. (3) gives

$$\begin{aligned} &\leq \theta_k/\theta \\ &\leq e^{-1}. \end{aligned} \quad (4)$$

Next, we construct a recurrence relation by using Equation 4 above. We consider the intersection decomposition (A similar intersection decomposition can be found in [Menshikov *et al.*, 2016]) between event $\{T_0 > (k+1)\theta\}$ and $\{T_0 > k\theta\}$ by introducing $T_{k\theta}$

$$\begin{aligned} \{T_0 > (k+1)\theta\} &= \{T_0 > k\theta\} \cap \{T_{k\theta} > (k+1)\theta\} \\ &= \{T_0 > k\theta\} \cap \{T_{k\theta} - k\theta > \theta\} \end{aligned}$$

Then,

$$\mathbb{1}_{\{T_0 > (k+1)\theta\}} = \mathbb{1}_{\{T_0 > k\theta\}} \cdot \mathbb{1}_{\{T_{k\theta} - k\theta > \theta\}}.$$

So, we have the recurrence relation:

$$\begin{aligned} \Pr(T_0 > (k+1)\theta) &= \mathbb{E}(\mathbb{1}_{\{T_0 > (k+1)\theta\}}) \\ &= \mathbb{E}(\mathbb{1}_{\{T_0 > k\theta\}} \cdot \mathbb{1}_{\{T_{k\theta} - k\theta > \theta\}}) \end{aligned}$$

note that $\{T_0 - k\theta > 0\} \in \mathcal{F}_{k\theta}$ and use the property of conditional expectation,

$$= \mathbb{E}(\mathbb{1}_{\{T_0 > k\theta\}} \mathbb{E}(\mathbb{1}_{\{T_{k\theta} - k\theta > \theta\}} \mid \mathcal{F}_{k\theta}))$$

Using Eq. 4 gives

$$\begin{aligned} &\leq \mathbb{E}(\mathbb{1}_{\{T_0 > k\theta\}} \cdot e^{-1}) \\ &= \Pr(T_0 > k\theta) \cdot e^{-1} \end{aligned}$$

By induction, we have

$$\leq e^{-(k+1)}.$$

Then, finally, we derive (rearranging all the terms) for $\tau \geq 0$:

$$\Pr(T_0 \geq \tau) \leq e^{-\tau/\theta}$$

where $\theta \geq eb^2/\delta$. \square

Theorem 2. Let $(X_t)_{t \geq 0}$ be random variables over $\mathbb{R}_{\geq 0}$, each with finite expectation, such that conditions (C1*), (C2) and (C3) hold. For any $b > 0$, define $T = \inf\{t \geq 0 \mid X_t \geq b\}$. If $X_0 \in [b]$, then $\mathbb{E}(T) \leq (b^2 - X_0^2)/\delta$. Moreover, for $\tau > 0$, $\Pr(T \geq \tau) \leq e^{-\tau\delta/eb^2}$.

Proof of Theorem 2. Let us define $Y_t = n - X_t$ and $T := \{t \geq 0 \mid X_t \geq n\} = \{t \geq 0 \mid Y_t \leq 0\}$. So from (C2), (C3) we have

$$\begin{aligned} \mathbb{E}_t(Y_t - Y_{t+1}) &\geq 0 \\ \mathbb{E}_t\left((Y_t - Y_{t+1})^2\right) &\geq \delta \end{aligned}$$

This implies that Y_t satisfies (A1) in Theorem 1. Notice that $Y_t \in [0, n]$ so we set $b = n$ in Theorem 1, and thus we satisfy (A2). We now have Y_t satisfies all conditions in Theorem 1. We apply Theorem 1 to Y_t with $Y_T = 0$, we obtain the desired results. \square

Lemma 1. Let $(X_t)_{t \geq 0}$ be random variables over $\mathbb{R}_{\geq 0}$, each with finite expectation. Let T be any stopping time of X_t . If there exist constants $r, \eta > 0$ with respect to j, t such that for any $j \geq 0$, $\mathbb{E}(\mathbb{1}_{\{T > t\}} \mathbb{1}_{\{|X_t - X_{t+1}| \geq j\}} \mid \mathcal{F}_t) \leq r/(1 + \eta)^j$, then there exists a positive constant c such that $\mathbb{E}(|X_{t+1} - X_t| \cdot \mathbb{1}_{\{T > t\}} \mid \mathcal{F}_t) \leq c$ for all $t \in \mathbb{N} \cup \{0\}$.

Proof of Lemma 1. Notice that for all $T > t$,

$$\mathbb{E}[|X_{t+1} - X_t| \mid \mathcal{F}_t] = \int_0^\infty \Pr(|X_{t+1} - X_t| \geq j \mid \mathcal{F}_t) dj$$

Using the step size condition, we have

$$\begin{aligned} &\leq \int_0^\infty \frac{r}{(1 + \eta)^j} dj \\ &= \frac{r}{\log(1 + \eta)} := c. \end{aligned}$$

\square

Corollary 3. Let $(X_t)_{t \geq 0}$ be random variables over $\mathbb{R}_{> 0}$, each with finite expectation which satisfy conditions (C1), (C2) and (C3). For any $b > 0$, define $T = \inf\{t \geq 0 \mid X_t \geq b\}$. Given that $X_0 \in [0, b]$, then $\mathbb{E}(T) \leq (b^2 - X_0^2)/\delta$. Moreover, for $\tau > 0$, $\Pr(T \geq \tau) \leq e^{-\tau\delta/eb^2}$.

Proof of Theorem 3. This proof is a direct result of Theorem 2 by using fixed step size condition (C1). \square

Theorem 4. Let $(X_t)_{t \geq 0}$ be random variables over $\mathbb{R}_{\geq 0}$, each with finite expectation such that (C1*), (C3) and $\mathbb{E}(X_{t+1} - X_t \mid \mathcal{F}_t) = 0$ hold. For any $b > 0$, define $T = \inf\{t \geq 0 \mid X_t \in \{0, b\}\}$. If $X_0 \in [0, b]$, then $\mathbb{E}(T) \leq (X_0(b - X_0))/\delta$.

Moreover, for $\tau > 0$, $\Pr(T \geq \tau) \leq e^{-2\tau\delta/eb^2}$.

Proof of Theorem 4. We follow the analysis of Theorem 1 by replacing $Y_t = X_t(n - X_t)$ and $Z_t = Y_t + \delta t$ in the proof. For any $k \in \mathbb{N}$, we define $T_k = \inf\{t \geq k \mid X_t \leq 0 \text{ or } X_t \geq n\}$. Note that for any k and m , if $m < k$, then $\{\omega \in \Omega \mid T_k(\omega) = m\} = \emptyset \in \mathcal{F}_m$ and if $m \geq k$, from definition of T_k (consider the process after X_k), $\{\omega \in \Omega \mid T_k(\omega) = m\} = \{\omega \in \Omega \mid X_i(\omega) \in (0, n) \text{ and } X_m(\omega) \leq 0, X_m(\omega) \geq n \text{ for } i = k, \dots, m-1\}$ is in the σ -algebra \mathcal{F}_m since X is adapted to \mathcal{F} . Thus, T_k is a stopping time with respect to $(\mathcal{F}_t)_{t \geq 0}$.

We would like to apply the extended optional stopping theorem for the random variable X_t . To do so, we first need to prove that the expectation of T is finite and thus the expectation of T_k is finite for any given k . We want to apply additive drift theorem [He and Yao, 2001] on Y_t instead of directly on X_t . Note that if $X_t \leq 0$ or $X_t \geq n$, then $Y_t = X_t(n - X_t) \leq 0$. If $Y_t \leq 0$, then $X_t(n - X_t) \leq 0$ which implies that either $X_t \leq 0$ or $n - X_t \leq 0$. We can see the equivalence of these two events from here. The equivalence of these two events gives

$$T = \inf\{t \geq 0 \mid X_t \leq 0 \text{ or } X_t \geq n\} = \inf\{t \geq 0 \mid Y_t \leq 0\}.$$

Consider the process $Y_t = X_t(n - X_t)$ for $t \geq 0$, we have

$$\begin{aligned} \mathbb{E}_t(Y_t - Y_{t+1}) &= \mathbb{E}_t(X_t(n - X_t) - X_{t+1}(n - X_{t+1})) \\ &= n\mathbb{E}_t(X_t - X_{t+1}) + \mathbb{E}_t(X_{t+1}^2 - X_t^2) \end{aligned}$$

Using condition (C3) and $\mathbb{E}_t(X_{t+1} - X_t) = 0$ gives

$$= \mathbb{E}_t\left((X_t - X_{t+1})^2\right) \geq \delta.$$

And we have

$$\mathbb{E}_t(Z_t - Z_{t+1}) = \mathbb{E}_t(Y_t - Y_{t+1} - \delta) \geq 0.$$

Also notice that Y_t, Z_t are adapted to the filtration \mathcal{F}_t and due to X_t is finite then $\mathbb{E}(|X_t|) < \infty$. This implies that $\mathbb{E}(|Y_t|), \mathbb{E}(|Z_t|)$ are bounded as well for any given t . Then, both Z_t and Y_t are super-martingales according to Definition 8. Since we have shown that T_k is a stopping time, we can apply Theorem 12 with respect to Z_t .

$$\mathbb{E}_k(Z_k - Z_{T_k}) \geq 0$$

Substituting Z_t gives

$$\mathbb{E}_k(Y_k + \delta k - (Y_{T_k} + \delta T_k)) \geq 0$$

Rearranging the equation gives

$$\mathbb{E}_k(Y_k - Y_{T_k}) \geq \delta \mathbb{E}_k(T_k - k)$$

Now, note that

$$\begin{aligned} 0 &\leq \mathbb{E}_k(Y_{T_k}) = \mathbb{E}_k(n(n - X_{T_k})) \\ &= n^2 - n\mathbb{E}_k(X_{T_k}) \end{aligned}$$

Since $\mathbb{E}(T) < \infty$ as shown and we have shown Lemma 1, we satisfy condition (4) in the extended Optional Stopping Time Theorem. Using Optional Stopping Theorem (Theorem 12) on stopping time T_k gives,

$$\leq n^2 - nX_k$$

So we can see the bounds for $\mathbb{E}_k(Y_{T_k}) \in [0, n^2 - nX_k]$ and deduce that $n^2 - nX_k \geq \mathbb{E}_k(Y_k - Y_{T_k}) \geq 0$. By setting

$$\theta_k := \frac{\mathbb{E}_k(Y_k - Y_{T_k})}{\delta} \in [0, \frac{n^2}{2\delta}],$$

and using $\mathbb{E}_k(Y_k - Y_{T_k}) \geq \delta \mathbb{E}_k(T_k - k)$, we have shown the following estimate:

$$\mathbb{E}(T_k - k \mid \mathcal{F}_k) \leq \theta_k \quad \text{for some } \theta_k \geq 0. \quad (5)$$

Taking $\theta := \frac{en^2}{2\delta}$, we get for all natural numbers $k > 0$,

$$\mathbb{E}(\mathbb{1}_{\{T_k - k > \theta\}} \mid \mathcal{F}_k) = \Pr(T_k - k > \theta \mid \mathcal{F}_k)$$

Since $T_k - k \geq 0$, we can apply Markov's inequality

$$\leq \mathbb{E}(T_k - k \mid \mathcal{F}_k) / \theta$$

Using Eq. (5) gives

$$\begin{aligned} &\leq \theta_k / \theta \\ &\leq e^{-1} \end{aligned} \quad (6)$$

Next, we consider constructing a recurrence relation by using Equation 6 above. Note that we consider the intersection decomposition (A similar intersection decomposition can be found in [Menshikov *et al.*, 2016]) between event $\{T_0 > (k+1)\theta\}$ and $\{T_0 > k\theta\}$ by introducing $T_{k\theta}$

$$\begin{aligned} \{T_0 > (k+1)\theta\} &= \{T_0 > k\theta\} \cap \{T_{k\theta} > (k+1)\theta\} \\ &= \{T_0 > k\theta\} \cap \{T_{k\theta} - k\theta > \theta\} \end{aligned}$$

Then,

$$\mathbb{1}_{\{T_0 > (k+1)\theta\}} = \mathbb{1}_{\{T_0 > k\theta\}} \cdot \mathbb{1}_{\{T_{k\theta} - k\theta > \theta\}}.$$

So, we have the recurrence relation:

$$\begin{aligned} \Pr(T_0 > (k+1)\theta) &= \mathbb{E}(\mathbb{1}_{\{T_0 > (k+1)\theta\}}) \\ &= \mathbb{E}(\mathbb{1}_{\{T_0 > k\theta\}} \cdot \mathbb{1}_{\{T_{k\theta} - k\theta > \theta\}}) \end{aligned}$$

note that $\{T_0 - k\theta > 0\} \in \mathcal{F}_{k\theta}$ and use the property of conditional expectation,

$$= \mathbb{E}(\mathbb{1}_{\{T_0 > k\theta\}} \mathbb{E}(\mathbb{1}_{\{T_{k\theta} - k\theta > \theta\}} \mid \mathcal{F}_{k\theta}))$$

Using Eq. 6 gives

$$\begin{aligned} &\leq \mathbb{E}(\mathbb{1}_{\{T_0 > k\theta\}} \cdot e^{-1}) \\ &= \Pr(T_0 > k\theta) \cdot e^{-1} \end{aligned}$$

By induction, we have

$$\leq e^{-(k+1)}.$$

Then, finally, we derive (rearranging all the terms) for $\tau \geq 0$:

$$\Pr(T_0 \geq \tau) \leq e^{-\tau/\theta}$$

where $\theta = \frac{en^2}{2\delta}$. □

Theorem 5. *Let $(X_t)_{t \geq 0}$ be random variables over \mathbb{R} , each with finite expectation which satisfy condition (C1*) and $\mathbb{E}[X_{t+1} - X_t \mid \mathcal{F}_t] \geq \varepsilon$ for some $\varepsilon > 0$. For any $b > 0$, define $T = \inf\{t \geq 0 \mid X_t \geq b\}$. If $X_0 \in [0, b]$, then $\mathbb{E}(T) \leq \frac{b - X_0}{\varepsilon}$. Moreover, for $\tau > 0$, $\Pr(T \geq \tau) \leq e^{-\tau\varepsilon/eb}$.*

Proof of Theorem 5. We follow the analysis of Theorem 1 by By replacing $Y_t = X_t$ and $Z_t = Y_t - \varepsilon t$ in the proof. For any $k \in \mathbb{N}$, we define $T_k = \inf\{t \geq k \mid X_t \geq n\}$. Note that for any k and m , if $m < k$, then $\{\omega \in \Omega \mid T_k(\omega) = m\} = \emptyset \in \mathcal{F}_m$ and if $m \geq k$, from definition of T_k (consider the process after X_k), $\{\omega \in \Omega \mid T_k(\omega) = m\} = \{\omega \in \Omega \mid X_i(\omega) < n \text{ and } X_m(\omega) \geq n \text{ for } i = k, \dots, m-1\}$ is in the σ -algebra \mathcal{F}_m since X is adapted to \mathcal{F} . Thus, T_k is a stopping time with respect to $(\mathcal{F}_t)_{t \geq 0}$. We would like to apply the extended optional stopping theorem for the random variable X_t . To do so, we first need to prove that the expectation of T is finite and thus the expectation of T_k is finite for any given k . We apply additive drift theorem [He and Yao, 2001] on X_t to get $\mathbb{E}(T) \leq \frac{n - X_0}{\varepsilon}$. And we have

$$\mathbb{E}_t(Z_{t+1} - Z_t) = \mathbb{E}_t(X_{t+1} - X_{t+1} - \varepsilon) \geq 0.$$

Also notice that Z_t is adapted to the filtration \mathcal{F}_t and due to X_t is finite then $\mathbb{E}(|X_t|) < \infty$. This implies that $\mathbb{E}(|Z_t|)$

are bounded as well for any given t . Then, both Z_t and Y_t are sub-martingales according to Definition 8. Since we have shown that T_k is a stopping time, we can apply Theorem 12 with respect to Z_t .

$$\mathbb{E}_k(Z_{T_k} - Z_k) \geq 0.$$

Substituting Z_t gives

$$\mathbb{E}_k(X_{T_k} - \varepsilon T_k - (X_k - \varepsilon k)) \geq 0.$$

Rearranging the equation gives

$$\mathbb{E}_k(X_{T_k} - X_k) \geq \varepsilon \mathbb{E}_k(T_k - k).$$

Now, Since $\mathbb{E}(T) < \infty$ as shown and we have shown Lemma 1, we satisfy condition (4) in the extended Optional Stopping Time Theorem. Using Optional Stopping Theorem (Theorem 12) on stopping time T_k gives $\mathbb{E}_k(X_{T_k}) \geq X_k$. So we can see the bounds for $\mathbb{E}_k(X_{T_k}) \in [X_k, n]$ and deduce that $n - X_k \geq \mathbb{E}_k(X_{T_k} - X_k) \geq 0$. By setting

$$\theta_k := \frac{\mathbb{E}_k(X_{T_k} - X_k)}{\varepsilon} \in [0, \frac{n}{\varepsilon}],$$

and using $\mathbb{E}_k(X_{T_k} - X_k) \geq \varepsilon \mathbb{E}_k(T_k - k)$, we have shown the following estimate:

$$\mathbb{E}(T_k - k \mid \mathcal{F}_k) \leq \theta_k \quad \text{for some } \theta_k \geq 0. \quad (7)$$

Taking $\theta := \varepsilon n / \varepsilon$, we get for all natural numbers $k > 0$,

$$\mathbb{E}(\mathbb{1}_{\{T_k - k > \theta\}} \mid \mathcal{F}_k) = \Pr(T_k - k > \theta \mid \mathcal{F}_k)$$

Since $T_k - k \geq 0$, we can apply Markov's inequality

$$\leq \mathbb{E}(T_k - k \mid \mathcal{F}_k) / \theta$$

Using Eq. (7) gives

$$\begin{aligned} &\leq \theta_k / \theta \\ &\leq e^{-1} \end{aligned} \quad (8)$$

Next, we consider constructing a recurrence relation by using Equation 8 above. Note that we consider the intersection decomposition (A similar intersection decomposition can be found in [Menshikov *et al.*, 2016]) between event $\{T_0 > (k+1)\theta\}$ and $\{T_0 > k\theta\}$ by introducing $T_{k\theta}$

$$\begin{aligned} \{T_0 > (k+1)\theta\} &= \{T_0 > k\theta\} \cap \{T_{k\theta} > (k+1)\theta\} \\ &= \{T_0 > k\theta\} \cap \{T_{k\theta} - k\theta > \theta\} \end{aligned}$$

Then,

$$\mathbb{1}_{\{T_0 > (k+1)\theta\}} = \mathbb{1}_{\{T_0 > k\theta\}} \cdot \mathbb{1}_{\{T_{k\theta} - k\theta > \theta\}}.$$

So, we have the recurrence relation:

$$\begin{aligned} \Pr(T_0 > (k+1)\theta) &= \mathbb{E}(\mathbb{1}_{\{T_0 > (k+1)\theta\}}) \\ &= \mathbb{E}(\mathbb{1}_{\{T_0 > k\theta\}} \cdot \mathbb{1}_{\{T_{k\theta} - k\theta > \theta\}}) \end{aligned}$$

note that $\{T_0 - k\theta > 0\} \in \mathcal{F}_{k\theta}$ and use the property of conditional expectation,

$$= \mathbb{E}(\mathbb{1}_{\{T_0 > k\theta\}} \mathbb{E}(\mathbb{1}_{\{T_{k\theta} - k\theta > \theta\}} \mid \mathcal{F}_{k\theta}))$$

Using Eq. 6 gives

$$\begin{aligned} &\leq \mathbb{E}(\mathbb{1}_{\{T_0 > k\theta\}} \cdot e^{-1}) \\ &= \Pr(T_0 > k\theta) \cdot e^{-1} \end{aligned}$$

By induction, we have

$$\leq e^{-(k+1)}.$$

Then, finally, we derive (rearranging all the terms) for $\tau \geq 0$:

$$\Pr(T_0 \geq \tau) \leq e^{-\tau/\theta}$$

where $\theta = \frac{\varepsilon n}{\varepsilon}$. □

Theorem 6. *Given any $r \geq 0$, the randomised 2-SAT algorithm, when run on a satisfiable 2-SAT formula over $n \in \mathbb{N}$ variables, terminates in at most rn^4 time with probability at least $1 - e^{-r/e}$.*

Proof of Theorem 6. This proof follows the same proof exactly in [Göbel *et al.*, 2022] except we consider the tail bound for the runtime. We define $X_t \in [n]$ to be the number of variables that the current truth assignment agrees with a satisfying assignment and T to be the first hitting time that $X_t = n$.

From the proof of Theorem 13 in [Göbel *et al.*, 2022], it has been shown that the variance bound $\text{Var}(X_{t+1} - X_t \mid \mathcal{F}_t) \geq 1$ and $\Pr(X_{t+1} = X_t + 1 \mid \mathcal{F}_t) \geq 1/2$ and $\Pr(X_{t+1} = X_t - 1 \mid \mathcal{F}_t) \leq 1/2$. Thus, we can easily have $\mathbb{E}((X_{t+1} - X_t)^2 \mid \mathcal{F}_t) \geq \text{Var}(X_{t+1} - X_t \mid \mathcal{F}_t) \geq 1$ and $\mathbb{E}(X_{t+1} - X_t \mid \mathcal{F}_t) \geq 0$. This satisfies conditions (C2) and (C3) in Theorem 2. Then we need to verify that the randomised 2-SAT algorithm satisfies the step size condition. It is easy to see that from Algorithm 1, X_t always has a fixed step size 1 (either backwards or forwards). Then, we verified the step size condition and then applied Theorem 2 with $\theta = \varepsilon n^2$ to obtain the desired tail bound.

$$\Pr(T \geq rn^2) = e^{-rn^2/\varepsilon n^2} \leq e^{-r/e}.$$

The rest of the step follows from the proof of Theorem 13 in [Göbel *et al.*, 2022] and by multiplying the executed time of the algorithm (i.e. $O(n^2)$), we can conclude the desired tail bound. □

Theorem 7. *Given any $r \geq 0$, the randomised Recolouring algorithm on a 3-colorable graph with $n \in \mathbb{N}$ vertices over $n \in \mathbb{N}$ variables, terminates in at most rn^4 time with probability at least $1 - e^{-4r/3e}$.*

Proof of Theorem 7. This proof follows the same proof exactly in [Göbel *et al.*, 2022] except we consider the tail bound for the runtime. We first fix a 3-colouring of this given graph, two colours out of three and a set of vertices which consists of these two colours. We define the size of this set of vertices by m and $Y_t \in [m]$ to be the number of vertices in this set, whose colour in the 2-colouring provided by the Recolour algorithm at iteration $t \in \mathbb{N}$ matches their colour in the original 3-colouring, with the condition that these matching colours are one of the two fixed colours. We define the first hitting time by $T := \inf\{t > 0 \mid Y_t = 0 \text{ or } m\}$.

It has been shown in the proof of Theorem 14 in [Göbel *et al.*, 2022] that “the runtime of Recolour is bounded from above by the time that Recolour takes to find such a colouring.” Thus, we consider the tail bound for T . It has also been shown in [Göbel *et al.*, 2022] that for $s \in [m] \setminus \{0, m\}$,

$$\Pr(Y_{t+1} = Y_t \pm 1 \mid Y_t = s) = 1/3$$

Note that we can compute the drift and the second moment of the drift

$$\begin{aligned} \mathbb{E}(Y_t - Y_{t+1} \mid Y_t = s) &= 1 \times \frac{1}{3} + (-1) \times \frac{1}{3} + 0 \times \frac{1}{3} \\ &= 0 \end{aligned}$$

$$\mathbb{E}\left((Y_t - Y_{t+1})^2 \mid Y_t = s\right) = 1 \times \frac{1}{3} + (-1)^2 \times \frac{1}{3} = \frac{2}{3}$$

Now, we satisfy condition (C1*), (C3) and zero drift condition in Theorem 4. Notice that $Y_0(m - Y_0) \leq m^2/4$ since $Y_0 \in [m]$ and this attains the maximum when $Y_0 = m/2$. Also, as the definition of m , we have $m \leq n$. Thus, we derive the following

$$\mathbb{E}(T) \leq \frac{3\mathbb{E}(Y_0(m - Y_0))}{2} \leq \frac{3n^2}{8}.$$

Moreover, for any $r \geq 0$, we have

$$\Pr(T \geq rn^2) \leq e^{-2rn^2 \cdot \frac{2}{3}/en^2} \leq e^{-\frac{4r}{3e}}.$$

The rest of the step follows from the proof of Theorem 14 in [Göbel *et al.*, 2022] and by multiplying the executed time of the algorithm at each step (i.e. $O(n^2)$), so we finish the proof. \square

Theorem 8. Consider $\alpha \in [1/2 - A/\sqrt{n}, 1/2 + A/\sqrt{n}]$ and $\beta \in [1/2 - B/\sqrt{n}, 1/2 + B/\sqrt{n}]$, where $A, B > 0$ are constants and $3(A+B)^2 \leq 1/2 - \delta'$ for some constant $\delta' > 0$. The expected runtime of RLS-PD on $\text{BILINEAR}_{\alpha, \beta}$ is $O(n^{1.5})$. Moreover, given any $r \geq 0$, the runtime is at most $2rn^{1.5}$, with probability at least $1 - e^{-\Omega(r)}$.

Proof of Theorem 8. This proof follows the same proof exactly in [Hevia Fajardo *et al.*, 2023] except we consider the tail bound for the runtime. We define $T := \inf\{t > 0 \mid (x_t, y_t) \in \text{OPT}\} = \inf\{t > 0 \mid M_t = 0\}$, where (x_t, y_t) are the current solutions of RLS-PD and $0 \leq M_t \leq n(\alpha + \beta) \leq 2n$ is defined in Definition 9. Let $b = 2(A+B)\sqrt{n} + 1$. It has been shown in the proof of Theorem 3.1 in [Hevia Fajardo *et al.*, 2023] that for every generation $t < T$, the drift of a new potential function

$$h(M_t) = \begin{cases} b^2 - (b - M_t)^2 & \text{if } M_t \leq 2(A+B)\sqrt{n} \\ b^2 - (b - M_t) & \text{if } M_t > 2(A+B)\sqrt{n} \end{cases}$$

is lower bounded by the function

$$\begin{aligned} \delta(M_t) &= \begin{cases} \delta_1 & \text{if } M_t \leq 2(A+B)\sqrt{n} \\ \frac{M_t - (A+B)\sqrt{n}}{2n} & \text{if } M_t > 2(A+B)\sqrt{n} \end{cases} \\ &\geq \frac{1}{2\sqrt{n}} := \delta_1. \end{aligned}$$

Due to the piece-wise drift, we cannot directly apply our variance drift theorem (tail bound). To derive the exponential tail bound for the runtime, we divide the analysis into two phases. We define $T_{\text{phase1}} := \inf\{t > 0 \mid M_t < b \text{ given } M_0 \geq b\}$. Note that $T = \inf\{t > 0 \mid M_t = 0\} = \inf\{t \geq T_{\text{phase1}} \mid M_t = 0\}$. So we define $T_{\text{phase2}} := T - T_{\text{phase1}}$. From the definition, we can bound T_{phase2} from above by the first hitting $T'_{\text{phase2}} := \inf\{t > 0 \mid M_t = 0 \text{ given } M_0 = b - 1\}$. From the drift condition above for the case $M_t \leq 2(A+B)\sqrt{n}$, we satisfy (A1), (A2) in Theorem 1 and the step size condition directly follows from the fact that RLS-PD only makes one step jump at each iteration. By applying Theorem 1, we get: for any $r > 0$,

$$\Pr(T'_{\text{phase2}} \geq rn^{1.5}) \leq e^{-rn^{1.5}\delta_1/e(b-1)^2}$$

Taking $\delta_1 = \frac{1}{2\sqrt{n}}$ and substituting $b = 2(A+B)\sqrt{n} + 1$ give

$$\begin{aligned} &\leq \exp\left(-\frac{rn^{1.5}\frac{1}{2\sqrt{n}}}{4e(A+B)^2n}\right) \\ &\leq \exp\left(-\frac{r}{8e(A+B)^2}\right) = e^{-\Omega(r)}. \end{aligned}$$

Then, we consider the tail bound for T_{phase1} . Let $h_{\text{max}} := b^2 - b + n(\alpha + \beta) = O(n)$. We use Theorem 5 by setting $X_t = h_{\text{max}} - h(M_t)$ for $t < T_{\text{phase1}}$. The drift for X_t we obtain from above is at least δ_1 . So we have the tail bound

$$\Pr(T_{\text{phase1}} > rn^{1.5}) \leq e^{-rn^{1.5}\delta_1/eh_{\text{max}}}$$

Taking $\delta_1 = \frac{1}{2\sqrt{n}}$ and substituting $h_{\text{max}} = b^2 - b + n(\alpha + \beta)$ give

$$\begin{aligned} &\leq \exp\left(-\frac{rn^{1.5}\frac{1}{2\sqrt{n}}}{e(b^2 - b + n(\alpha + \beta))}\right) \\ &= e^{-\Omega(r)}. \end{aligned}$$

Note that $\{T \geq 2rn^{1.5}\} \subseteq \{T_{\text{phase1}} \geq rn^{1.5}\} \cup \{T_{\text{phase2}} \geq rn^{1.5}\}$. Using the union bound gives

$$\Pr(T \geq 2rn^{1.5}) \leq \Pr(T_{\text{phase1}} \geq rn^{1.5}) + \Pr(T_{\text{phase2}} \geq rn^{1.5})$$

Note that $T'_{\text{phase2}} \geq T_{\text{phase2}}$ and thus we have $\{T_{\text{phase2}} \geq rn^{1.5}\} \subseteq \{T'_{\text{phase2}} \geq rn^{1.5}\}$. Substituting the bounds gives

$$\leq 2e^{-\Omega(r)} = e^{-\Omega(r)}.$$

We complete the proof. \square

Theorem 9. Let $\alpha = 1/2 \pm A/\sqrt{n}$ and $\beta = 1/2 \pm B/\sqrt{n}$, where $A, B > 0$ are constants. Consider RLS-PD on $\text{BILINEAR}_{\alpha, \beta}$. Then, for any initial search points (x_0, y_0) , the expected runtime that the search point firstly moves away from OPT by a Manhattan distance at least $(A+B)\sqrt{n}$ is $O(n)$. Moreover, given any $r > 0$, the runtime is at most rn , with probability at least $1 - e^{-\Omega(r)}$.

Proof of Theorem 9. This proof follows the same proof exactly in [Hevia Fajardo *et al.*, 2023] except we consider the tail bound for the runtime. Define $T := \inf\{t \mid M_t \geq (A + B)\sqrt{n}\}$, where M_t is the current Manhattan distance to the set OPT. We assume $M_0 \leq (A + B)\sqrt{n}$. Otherwise, we reduce to the trivial case with $T = O(1)$. We would like to show $E(T) \leq O(n)$. It has been shown in the proofs of Lemma 2 in [Hevia Fajardo *et al.*, 2023] that for every generation $t < T$,

$$E\left(M_t - M_{t+1} - \frac{M_t - (A + B)\sqrt{n}}{2n}; t < T \mid M_t\right) \geq 0.$$

We cannot directly use additive drift on $Y_t := (A + B)\sqrt{n} - M_t$ since the drift $E_t(Y_t - Y_{t+1})$ can potentially be negative. Instead of using additive drift, we use the variance drift theorem (Theorem 1) to show the runtime with the tail bound. Let $a = 0, b = (A + B)\sqrt{n}$ and Y_t as defined above in Theorem 1. As shown in the proof of Theorem 4.1 in [Hevia Fajardo *et al.*, 2023],

$$\begin{aligned} & E_t((Y_{t+1} - Y_t)^2 - 2(Y_{t+1} - Y_t)(b - Y_t); t < T) \\ & \geq \frac{1}{2} - \frac{2(A + B)}{\sqrt{n}} \end{aligned}$$

For sufficiently large n , there exists a constant $\delta_2 > 0$ s.t.

$$\geq \delta_2.$$

The expected runtime is $E(T) = O(b^2) = O(n)$ and tail bound with the worst case that $Y_0 = b$ and $\tau = rn$, we get: for any $r > 0$,

$$\Pr(T > rn) \leq \exp\left(-\frac{rn\delta_2}{eb^2}\right)$$

Taking constant $\delta_2 > 0$ and substituting b give

$$\begin{aligned} & = \exp\left(-\frac{rn \cdot \delta_2}{(A + B)^2 n}\right) \\ & = e^{-\Omega(r)}. \end{aligned}$$

□

Lemma 3. *Given $X \sim \text{Geo}(p), Y \sim \text{Geo}(q)$ where $p, q \in (0, 1)$, if $p \geq q$, then Y stochastic dominates X .*

Proof of Lemma 3. We say random variable Y stochastic dominates X if for any $s \in \mathbb{R}$,

$$\Pr(X \geq s) \leq \Pr(Y \geq s).$$

Let us substitute the probability distribution function for Geometric distribution into each random variable.

$$\Pr(X \geq s) = \sum_{k=\lfloor s \rfloor + 1}^{\infty} (1-p)^k p$$

Using the sum for geometric series gives

$$\begin{aligned} & = p \cdot \frac{(1-p)^{\lfloor s \rfloor + 1} (1 - (1-p)^\infty)}{1 - (1-p)} \\ & = (1-p)^{\lfloor s \rfloor + 1} \end{aligned}$$

Similarly, we can obtain $\Pr(Y \geq s) = (1-q)^{\lfloor s \rfloor + 1}$. Since $p \geq q$, then $(1-p) \leq (1-q)$. Thus, for any $s \in \mathbb{R}$, we can derive $\Pr(X \geq s) \leq \Pr(Y \geq s)$.

□

Theorem 10. *Given any $\varepsilon \geq 1$, the regret of Algorithm RWAB is at most $480\varepsilon(L + \sqrt{LT})$ with probability at least $1 - 2e^{-\sqrt{\varepsilon}/e}$.*

Proof of Theorem 10. This proof partially follows from the proof in [Larcher *et al.*, 2023] since we need to deal with the tail bound of the product of multiple random variables. We use era/sub-era defined in Definition 12 and swap/mistakes defined in Definition 11. We have L eras since there are L changes from the problem setting, and we let M denote the number of such sub-eras.

Following the analysis of [Larcher *et al.*, 2023], we divide the proof into four parts. We denote the action value S by S_t at iteration t in Algorithm 5. Define τ_{+1} as the hitting time of $+1$ in Algorithm 5, i.e., the minimal $t \geq 1$ such that $S_t \geq 1$. Similarly, for $s = \sqrt{T/L}$, define τ_{-s} to be the minimal $t \geq 1$ such that $S_t \leq -s$. Denote the difference of rewards per iteration by $R_t = r^+ - r^- \in [-1, 1]$ and the expected regret is $\Delta = |E(R_t)| \in (0, 1]$ (the expectation over the reward distributions). Since two reward distributions are fixed from the problem settings, we can see Δ is some constant in $(0, 1]$.

We denote the initial position by S_0 and $S_t \in (-s, 1)$ for all $t < \min\{\tau_{-s}, \tau_{+1}\}$. To simplify the calculation, we overestimate the regret per iteration simply by $R_t \leq 1$. We also define the accumulated regret for each case denoted by \mathcal{R}_i for all $i \in [4]$ in Section 12.3: Supplementary material for the analysis of RWAB algorithm.

(1) We firstly estimate \mathcal{R}_1 . In this case, we accumulate regret only when running CHALLENGE with $a^+ = a^*$.

The CHALLENGE breaks if either S_t hits $+1$ or $-s$. To simplify the calculation, we only estimate the time when S_t hits $+1$ in the following analysis. By applying Theorem 5 to S_t with $E_t(S_{t+1} - S_t) \geq \Delta > 0$, we have τ_{+1} is at most $\frac{\delta(1-S_0)}{\Delta}$ with probability at least $1 - \exp\left(-\frac{\delta(1-S_0)}{e-1}\right) \geq 1 - e^{-\delta/e}$ for any $\delta > 0$. In

other words, a CHALLENGE lasts at most $\frac{\delta(1-S_0)}{\Delta}$ with probability at least $1 - e^{-\delta/e}$ for any $\delta > 0$. Note that the regret per CHALLENGE is $1 \cdot \frac{\delta(1-S_0)}{\Delta} = \frac{\delta(1-S_0)}{\Delta}$. From Algorithm 4, we start a CHALLENGE with probability $\sqrt{\frac{L}{T}}$. We denote the number of CHALLENGE by Z and

Z is subject to a Binomial distribution $\text{Bin}(T, \sqrt{\frac{L}{T}})$. By Chernoff Bound, we obtain for any $\delta > 0$,

$$\Pr\left(Z \geq (1 + \delta)\sqrt{LT}\right) \leq e^{-\delta^2\sqrt{LT}/(2+\delta)}. \quad (9)$$

Using Union bound with $\{\mathcal{R}_1 \geq \delta(1 + \delta)(1 - S_0)\sqrt{LT}\} \subseteq \{Z \geq (1 + \delta)\sqrt{LT}\} \cup \{\tau_{+1} \geq \frac{\delta(1-S_0)}{\Delta}\}$, we can derive

$$\Pr\left(\mathcal{R}_1 \leq \delta(1 + \delta)\frac{(1 - S_0)\sqrt{LT}}{\Delta}\right) \geq 1 - e^{-\frac{\delta}{e}} - e^{-\frac{\delta^2\sqrt{LT}}{2+\delta}}. \quad (10)$$

(2) Next, we estimate \mathcal{R}_2 . Recall an era is defined in Definition 12. As CHALLENGE breaks if the S_t hits either $+1$ or $-s$. To simplify the calculation, we only

estimate the time when S_t hits $-s$ in the following analysis. By applying Theorem 5 to $X_t = s + S_t$ (for the case that $\tau_{-s} < \tau_{+1}$). The time a CHALLENGE breaks is, at most $\frac{(s+S_0)\delta}{\Delta}$ with probability at least $1 - \exp\left(-\frac{((s+S_0)\delta)}{es}\right) \geq 1 - e^{-\delta/e}$ for any $\delta > 0$. Note that in each era, the regret accumulated is at most $1 \cdot \frac{\delta(s+S_0)}{\Delta} = \frac{\delta(s+S_0)}{\Delta}$. And we have L eras as defined. So we derive with $S_0 \in (-s, 1)$ and $s = \sqrt{T/L}$,

$$\Pr\left(\mathcal{R}_2 \leq \frac{\delta(s+S_0)}{\Delta}L\right) \geq 1 - e^{-\delta/e} - e^{-\frac{\delta^2\sqrt{LT}}{2+\delta}}. \quad (11)$$

- (3) We then estimate \mathcal{R}_3 . Recall the sub-era, is defined in Definition 12. To simplify our analysis, we overestimate \mathcal{R}_3 by assuming we accumulate regret at most 1 at each step during this phase. We define K to be the number of such steps in which we start a new CHALLENGE that ends the sub-era when no CHALLENGE is active. We intend to show for any $\delta > 0$, we have

$$\Pr\left(K \geq \frac{12\delta\sqrt{T/L}}{\Delta}\right) \leq e^{-\Omega(\delta)}. \quad (12)$$

To see Eq. (12) holds, note that by Lemma 1.1 (ii) in [Larcher *et al.*, 2023], each CHALLENGE has probability at least $\frac{\Delta}{12}$ if reaching $-s$ before $+1$ and thus end the sub-era. Recall that RWAB runs CHALLENGE with probability $\sqrt{L/T}$ at each step. So, the probability of starting a new CHALLENGE that ends the sub-era, when no CHALLENGE is active, is at least $p := \frac{\Delta}{12}\sqrt{L/T}$. We can see $K \sim \text{Geo}(p_K)$ where $p_K \geq p$. We define $K' \sim \text{Geo}(p)$. By Lemma 3, we have $K' \succeq K$, and thus $E(K) \leq E(K') = 1/p$. We compute the following by using the fact that $K' \succeq K$. For any $r > 0$,

$$\Pr\left(K \geq \frac{r}{p}\right) \leq \Pr\left(K' \geq \frac{r}{p}\right)$$

We set $q := 1 - p \in (0, 1)$ and $K' \sim \text{Geo}(p)$.

$$\leq \sum_{k=r/p}^{\infty} q^k p$$

Geometric series gives

$$= p \cdot \frac{q^{r/p}(1 - q^\infty)}{1 - q}$$

$q := 1 - p \in (0, 1)$ implies that $q^\infty = 0$ and this gives

$$= q^{r/p}$$

Using $q^\alpha = e^{\alpha \ln(q)}$ gives

$$= e^{r \ln(q)/p} \\ = \exp\left(-\frac{\ln\left(\frac{1}{1-p}\right)}{p}r\right)$$

We define $f(p) := \frac{\ln\left(\frac{1}{1-p}\right)}{p}$ and note that $f(p) > 1$ for any $p \in (0, 1)$. Thus, we can conclude that

$$\leq e^{-\delta}.$$

So we prove Eq. (12). Then, the number of such steps K is thus at most $\frac{12\delta\sqrt{T/L}}{\Delta}$ with probability $1 - e^{-\delta}$, which is exactly Eq. (12). So the regret contributing to \mathcal{R}_3 is bounded by $1 \cdot \frac{12\delta\sqrt{T/L}}{\Delta}$ for each sub-era with probability at least $1 - e^{-\delta}$.

For the number of sub-era M , from Lemma 2.1 in [Larcher *et al.*, 2023], we have $M \leq 2L + 2N$ where L is the number of changes and N is the number of mistakes². Note that at each step there is a probability $\sqrt{L/T}$ of starting a CHALLENGE and by Lemma 1.1(i) in [Larcher *et al.*, 2023], ‘‘this CHALLENGE has probability $2\sqrt{L/T}$ of ending with a mistake’’. Thus, N is stochastically dominated by $\text{Bin}(T, \sqrt{L/T} \cdot 2\sqrt{L/T}) = \text{Bin}(T, \frac{2L}{T})$. By Chernoff bound, we have for any $\delta > 0$,

$$\Pr(N \geq (1 + \delta)2L) \leq e^{-2L\delta^2/(2+\delta)}$$

Note that $M \leq 2L + 2N$ implies that $\{N \leq (1 + \delta)2L\} \subseteq \{M \leq 2L + 4L(1 + \delta)\}$. We deduce that

$$\Pr(M \leq 2L + 4L(1 + \delta)) \geq \Pr(N \leq (1 + \delta)2L) \\ \geq 1 - e^{-2L\delta^2/(2+\delta)} \quad (13)$$

Using $\mathcal{R}_3 = M \cdot \text{Regret/per sub-era}$, we can obtain

$$\Pr\left(\mathcal{R}_3 \geq 2L(3 + 2\delta) \cdot \frac{12\delta\sqrt{T/L}}{\Delta}\right)$$

Notice that $\{\mathcal{R}_3 \geq 2L(3 + 2\delta) \cdot \frac{12\delta\sqrt{T/L}}{\Delta}\} \subseteq \{M \geq 2L(3 + 2\delta)\} \cup \{\text{Regret/per sub-era} \geq \frac{12\delta\sqrt{T/L}}{\Delta}\}$. We denote Regret/per sub-era by Q . Using Union bound gives

$$\leq \Pr(M \geq 2L(3 + 2\delta)) \\ + \Pr\left(Q \geq \frac{12\delta\sqrt{T/L}}{\Delta}\right)$$

Using Eq. (12) and Eq. (13) gives

$$\leq e^{-2L\delta^2/(2+\delta)} + e^{-\delta}.$$

In other words, we obtain

$$\Pr\left(\mathcal{R}_3 \leq 24\delta(3 + 2\delta) \frac{\sqrt{LT}}{\Delta}\right) \geq 1 - e^{-2L\delta^2/(2+\delta)} - e^{-\delta}. \quad (14)$$

- (4) We finally estimate \mathcal{R}_4 . In this case, ‘‘each sub-era with $a^+ \neq a^*$ consists of several CHALLENGE which hit the $+1$, but one hits $-s$ to end the sub-era. Since this happens, a^+ is swapped, and then by definition, the sub-era ends [Larcher *et al.*, 2023]’’. Consider the steps in which

²This is defined in Definition 11.

a random walk with negative drift $-\Delta$ towards $-s$ is reset to 0 whenever it goes above $+1$. By applying Theorem 5 to estimate the τ_{-s} with drift Δ towards $-s$, we have the total number of steps spent inside each sub-era is at most $\frac{\delta(s+S_0)}{\Delta}$ with probability $1 - e^{-\delta(s+S_0)/e}$ for any $\delta > 0$. Since each step costs at most 1, the regret is at most $\frac{\delta(s+S_0)}{\Delta}$ with probability $1 - e^{-\delta(s+S_0)/e}$. Recall that we derive the tail bound for the number of sub-era M in Eq. (13) and that $\mathcal{R}_4 = M \cdot \text{Regret/per sub-era}$. Using Union bound with $\{\mathcal{R}_4 \geq 2\delta(3+2\delta)(s+S_0)L\} \subseteq \{M \geq (3+2\delta)2L\} \cup \{\text{Regret/per sub-era} \geq \frac{\delta(s+S_0)}{\Delta}\}$ and Eq. (13), we obtain

$$\Pr\left(\mathcal{R}_4 \leq 2\delta(3+2\delta)\frac{(s+S_0)}{\Delta}L\right) \geq 1 - e^{-\frac{2L\delta^2}{2+\delta}} - e^{-\frac{\delta(s+S_0)}{e}}. \quad (15)$$

By taking $\delta = \sqrt{\Delta\varepsilon}$ for any $\varepsilon \geq 1$ in Eq. (10), we can deduce that $\delta(1+\delta) = \delta + \delta^2 \leq 2\varepsilon$ since Δ is some constant in $(0, 1]$. Thus, we can obtain

$$\Pr\left(\mathcal{R}_1 \leq 2\varepsilon\sqrt{LT}\right) \geq 1 - 2e^{-\sqrt{\varepsilon}/e}$$

Using $\delta = \sqrt{\Delta\varepsilon} \leq \varepsilon$ for $\varepsilon \geq 1$ in Eq. (11) gives

$$\Pr\left(\mathcal{R}_2 \leq \varepsilon(L + \sqrt{LT})\right) \geq 1 - 2e^{-\sqrt{\varepsilon}/e}$$

Using $\delta(3+2\delta) = 3\delta + 2\delta^2 \leq 5\varepsilon$ in Eq. (14) gives

$$\Pr\left(\mathcal{R}_3 \leq 120\varepsilon\sqrt{LT}\right) \geq 1 - 2e^{-\sqrt{\varepsilon}}$$

Using $2\delta(3+2\delta) = 6\delta + 4\delta^2 \leq 10\varepsilon$ in Eq. (15) gives

$$\Pr\left(\mathcal{R}_4 \leq 10\varepsilon(L + \sqrt{LT})\right) \geq 1 - 2e^{-\sqrt{\varepsilon}/e}.$$

Above all, the total regret \mathcal{R} consists of $\mathcal{R}_1, \mathcal{R}_2, \mathcal{R}_3, \mathcal{R}_4$. We define the following event:

$$\begin{aligned} E &:= \{\mathcal{R} \leq 480\varepsilon(L + \sqrt{LT})\} \\ &= \left\{\sum_{i=1}^4 \mathcal{R}_i \leq 480\varepsilon(L + \sqrt{LT})\right\} \end{aligned}$$

Considering the complement of Event E and using the tail bound for each \mathcal{R}_i give

$$\begin{aligned} &\Pr\left(\mathcal{R} > 480\varepsilon(L + \sqrt{LT})\right) \\ &\leq \Pr\left(\text{At least one } \mathcal{R}_i > \frac{480\varepsilon(L + \sqrt{LT})}{4}\right) \end{aligned}$$

Using tail bound for regret of each stage, we obtain

$$\begin{aligned} &\leq \max\{2e^{-\sqrt{\varepsilon}/e}, 2e^{-\sqrt{\varepsilon}}\} \\ &= 2e^{-\sqrt{\varepsilon}/e}. \end{aligned}$$

□

13 Figures and Tables

We defer all the figures and tables in the final section.

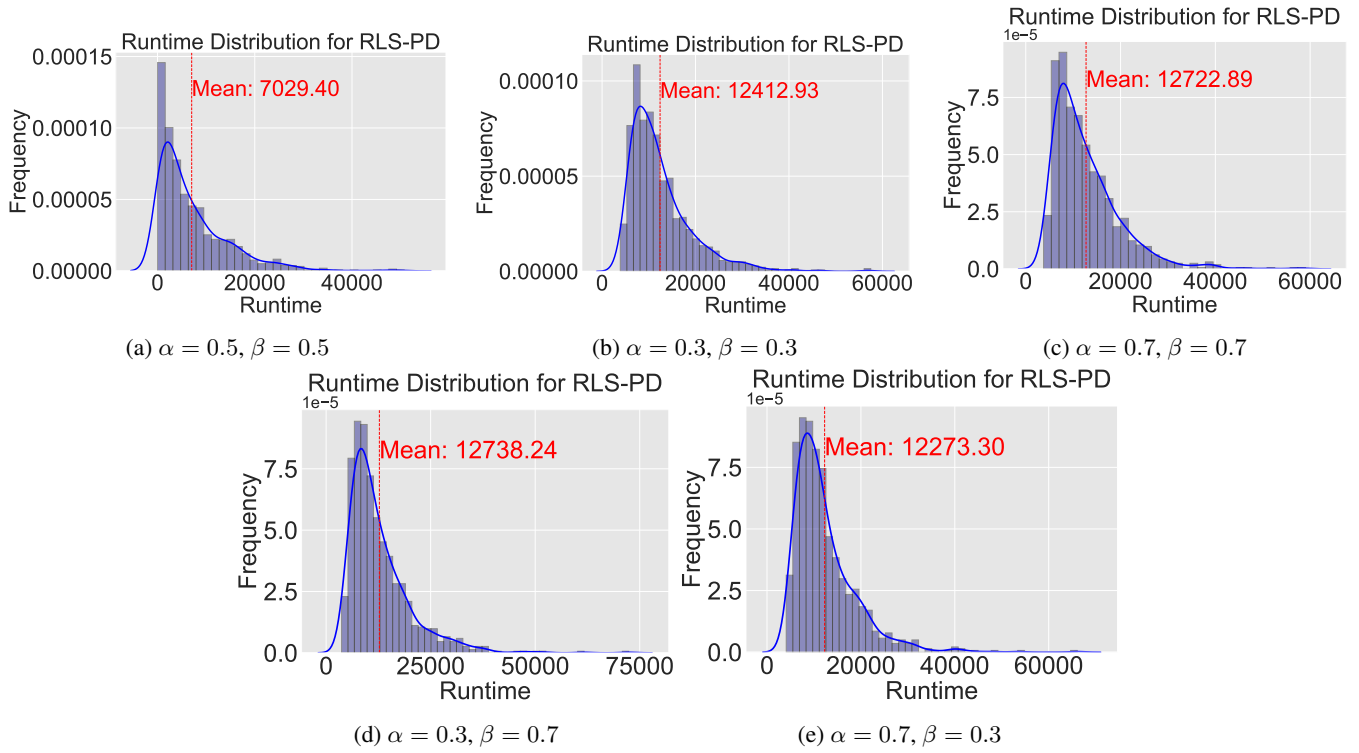


Figure 4: Runtime distribution for RLS-PD for various values of α and β , $n = 1000$.

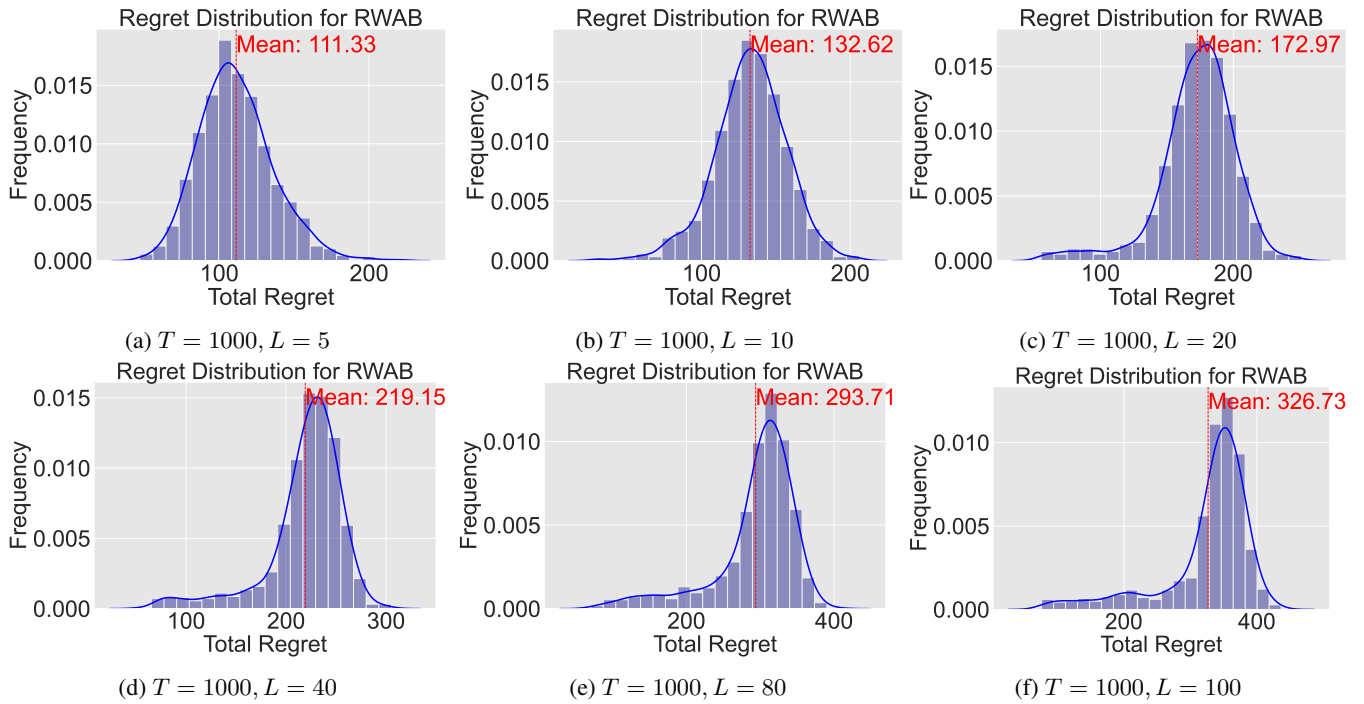


Figure 5: Regret distribution for various values of T and L .

Table 1: Runtime statistics for RLS-PD on Bilinear ($n = 1000$). T denotes the actual runtime of RLS-PD on Bilinear on each run. \bar{T} denotes the empirical mean of the runtime and Fr denotes the frequency of runtimes.

Problem Configuration	\bar{T}	Fr ($T \leq \bar{T}$)	Fr ($T \leq 2\bar{T}$)	Fr ($T \leq 4\bar{T}$)	Fr ($T \leq 6\bar{T}$)	Fr ($T \leq 8\bar{T}$)
$\alpha = 0.5, \beta = 0.5$	7029.405	0.633	0.845	0.983	0.996	1.0
$\alpha = 0.3, \beta = 0.3$	12412.929	0.63	0.945	0.998	1.0	1.0
$\alpha = 0.7, \beta = 0.7$	12722.888	0.604	0.95	0.997	1.0	1.0
$\alpha = 0.3, \beta = 0.7$	12738.235	0.627	0.935	0.997	1.0	1.0
$\alpha = 0.7, \beta = 0.3$	12273.301	0.641	0.95	0.998	1.0	1.0

Table 2: Regret statistics for Rwab ($T = 1000$). R denotes the actual regret of Rwab on 2-armed non-stationary Bernoulli Bandits on each run. \bar{R} denotes the empirical mean of the regret and Fr denotes the frequency of regrets.

Problem Configuration	\bar{R}	Fr ($R \leq \bar{R}$)	Fr ($R \leq 1.2\bar{R}$)	Fr ($R \leq 1.4\bar{R}$)	Fr ($R \leq 1.6\bar{R}$)	Fr ($R \leq 1.8\bar{R}$)	Fr ($R \leq 2\bar{R}$)
$L = 5$	111.329	0.543	0.829	0.949	0.990	0.998	1.0
$L = 10$	132.621	0.491	0.871	0.988	1.0	1.0	1.0
$L = 20$	172.975	0.457	0.920	0.996	1.0	1.0	1.0
$L = 40$	219.151	0.383	0.949	1.0	1.0	1.0	1.0
$L = 80$	293.709	0.343	0.945	1.0	1.0	1.0	1.0
$L = 100$	326.728	0.299	0.958	1.0	1.0	1.0	1.0