

FIMP-HGA: A Novel Approach to Addressing the Partitioning Min-Max Weighted Matching Problem

Yuxuan Wang, Jiongzhi Zheng, Jinyao Xie, Kun He*, *Senior Member, IEEE*

Abstract—The Partitioning Min-Max Weighted Matching (PMMWM) problem, being a practical NP-hard problem, integrates the task of partitioning the vertices of a bipartite graph into disjoint sets of limited size with the classical Maximum-Weight Perfect Matching (MPWM) problem. Initially introduced in 2015, the state-of-the-art method for addressing PMMWM is the MP_{LS}. In this paper, we present a novel approach, the Fast Iterative Match-Partition Hybrid Genetic Algorithm (FIMP-HGA), for addressing PMMWM. Similar to MP_{LS}, FIMP-HGA divides the solving into match and partition stages, iteratively refining the solution. In the match stage, we propose the KM-M algorithm, which reduces matching complexity through incremental adjustments, significantly enhancing runtime efficiency. For the partition stage, we introduce a Hybrid Genetic Algorithm (HGA) incorporating an elite strategy and design a Greedy Partition Crossover (GPX) operator alongside a Multilevel Local Search (MLS) to optimize individuals in the population. Population initialization employs various methods, including the multi-way Karmarkar-Karp (KK) algorithm, ensuring both quality and diversity. At each iteration, the bipartite graph is adjusted based on the current solution, aiming for continuous improvement. To conduct comprehensive experiments, we develop a new instance generation method compatible with existing approaches, resulting in four benchmark groups. Extensive experiments evaluate various algorithm modules, accurately assessing each module’s impact on improvement. Evaluation results on our benchmarks demonstrate that the proposed FIMP-HGA significantly enhances solution quality compared to MP_{LS}, meanwhile reducing runtime by 3 to 20 times.

Index Terms—Combinatorial optimization, KM algorithm, hybrid genetic algorithm, elite strategy.

I. INTRODUCTION

IN this paper, we consider the Partitioning Min-Max Weighted Matching (PMMWM) problem that is NP-hard in the strong sense [1]. The PMMWM revolves around a weighted bipartite graph $G(U, V, E)$ comprising two disjoint vertex sets U, V and an edge set $E = \{e_{uv} | u \in U, v \in V\}$, where the weight of each edge e_{uv} is denoted by $w(e_{uv})$. Set U is required to be partitioned into m disjoint partitions, each partition is restricted to a maximum of \bar{u} vertices. For a maximum matching on G , the weight of a partition is determined by the total sum of the weights of edges that match vertices within that partition. The objective of the problem is to find a matching and a partition that together minimize the weight of the heaviest partition.

The PMMWM problem serves as an extension of the Min-Max Weighted Matching (MMWM) problem [2], which originates from the container transshipment operations in railroad terminals. While MMWM shares the same objective

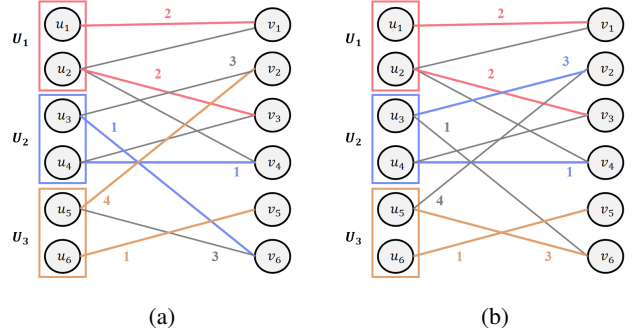


Fig. 1: (a) A feasible PMMWM solution. (b) Improve the solution quality from (a) by modifying the matching scheme.

function as PMMWM, it operates with predetermined vertex partitions and focuses solely on determining the matching result. Though being NP-hard in the strong sense, MMWM has found effective heuristics that can find matching results with an average optimality gap of less than 1% [2]. However, in some practical applications, the partition is not predetermined but can be adjusted to further optimize the objective. Kress et al. [1] introduce the PMMWM problem with its representative application at small to medium-sized seaports containing long-term and temporary storage areas. The challenge in this context lies in container relocation, where each move incurs a specific cost denoted by edge weights. Additionally, we find another practical application of PMMWM that lies in optimizing task allocation in workshops. Each task should be performed on a machine by a worker, with each worker undertaking only one task at a time, and each machine can handle at most one task simultaneously. The goal is to determine a matching between workers and tasks, and partition workers among machines, to minimize the longest running time of the machines, i.e., minimize the makespan.

To facilitate a deeper understanding of PMMWM and its components, we present an instance in Fig. 1, where Fig. 1a illustrates a feasible solution to the instance. Colored edges in the figure signify the maximum matching edges with associated weights marked alongside. The left part of the bipartite graph, $U = \{u_1, u_2, \dots, u_6\}$, is divided into three partitions, U_1, U_2 , and U_3 distinguished by different colors. The weights of the three partitions are 4, 2, and 5, respectively, resulting in an objective value of 5. This solution quality can be improved through two distinct approaches. The first method involves adjusting the partition strategy. By relocating u_6 to U_2 , the weights of the partitions transform to 4, 3, and 4,

This work was supported by the National Natural Science Foundation (U22B2017).

consequently yielding an objective value of 4. The second approach is to modify the matching strategy. For u_3 and u_5 , replacing the current matching edges $e_{u_3v_6}, e_{u_5v_2}$ with edges $e_{u_3v_2}, e_{u_5v_6}$, respectively, leads to the partition weights of 4, 4, 4, as shown in Fig. 1b. Although this adjustment increases the total weight of matching edges, it effectively reduces the final objective value to 4.

From the above example, we can observe that the PMMWM problem can be decomposed into two stages: match and partition. Adjustments made to either of these stages hold the potential to optimize the solution quality. The match stage requires solving the minimum weight perfect matching problem, which can be reformulated into the classic Maximum-Weight Perfect Matching (MWPM) problem [3, 4] by inverting the weight values $w'(e_{uv}) = -w(e_{uv})$. There are exact polynomial-time algorithm, such as the KM algorithm [5] (also known as the Hungarian method), can find the optimal solution to the MWPM problem. The partition stage requires distributing vertices into capacity-constrained partitions, aiming to minimize the weight of the heaviest partition. This problem has been addressed in various application scenarios, such as the Multiprocessor Scheduling problem [6] and the Parallel Machine Scheduling problem [7]. Additionally, the Multi-way Number Partition (MNP) problem [8, 9, 10] is another similar problem aiming to minimize the range of partition weights.

Algorithms for solving these partition problems typically fall into three main categories: exact algorithms, approximate algorithms, and heuristic algorithms. Exact algorithms [11, 12, 13, 14] can achieve optimal solutions but are limited to small instances because of their high computational complexity. Approximate algorithms [15, 16], on the other hand, can quickly produce solutions with guaranteed quality but may exhibit a notable gap from the optimal solution. As a good trade-off between the above two categories, heuristic algorithms [17, 18] offer satisfactory solutions within reasonable runtime. Considering the scale of PMMWM problem instances, exact algorithms may struggle to cope, while the solution quality from approximate algorithms might not meet requirements. Consequently, heuristic algorithms are commonly employed to tackle the partition stage.

Kress et al. [1] introduce the MP_{LS} algorithm for PMMWM, which employs the KM algorithm to the match stage and a local search method to the partition stage and iterates these two stages to optimize the solution quality. Once starting a new iteration, MP_{LS} adjusts the bipartite graph slightly and calls the KM algorithm again to find a maximum matching. Instead, Pesch et al. [19] employ an integrated approach with tabu search [20, 21] and genetic algorithm [22] to directly solve the problem. Results indicate that the decomposition approach of MP_{LS} can explore the solution space more efficiently than the integrated approach [19]. However, MP_{LS} still has room for improvement in both search efficiency during the match stage and search capability during the partition stage.

In this paper, we adopt the decomposition Match-Partition framework and propose a Fast Iterative Match-Partition Hybrid Genetic Algorithm (FIMP-HGA) with elite strategy to solve the PMMWM problem and address the limitation of MP_{LS} . FIMP-HGA operates as an iterative heuristic algorithm, with

each iteration comprising three distinct stages. In the first stage (match stage), we employ an exact algorithm to solve the MWPM problem. While the KM algorithm utilized in MP_{LS} guarantees optimal solutions, its efficiency in runtime leaves much to be desired. Recognizing that only minor adjustments are made to the graph in each iteration, we capitalize on the reuse of substantial matching information from preceding iterations to mitigate redundant operations. Motivated by this insight, we propose the KM-M algorithm, which accelerates the complexity of the match stage from $O(n^3)$ to $O(n^2)$ while preserving the optimality of the matching.

Consequently, we propose a Hybrid Genetic Algorithm (HGA) with elite strategy for the second stage (partition stage). Unlike the local search utilized in MP_{LS} , the genetic algorithm (GA) [23, 24, 25], as a type of evolutionary algorithms [26, 27, 28], offers better global search capabilities, along with enhanced robustness and flexibility. HGA hybrids the genetic algorithm and local search method, performing both global and local search schemes, enabling the algorithm to explore the solution space widely and deeply. Specifically, HGA leverages approximate algorithms, greedy algorithm [15], and the multi-way Karmarkar-Karp (KK) algorithm [16], to generate the initial population, and generates new populations by our proposed Greedy Partition Crossover (GPX) operator. Each solution obtained through initialization and crossover will be further improved by our proposed Multilevel Local Search (MLS) algorithm. To accelerate the evolution of the population, we introduce the elite strategy [29, 30, 31], ensuring that in each crossover, the optimal individual always survives to the subsequent generation.

In the final stage, FIMP-HGA bans an edge in the graph for a certain number of iterations to adjust the bipartite matching solution in subsequent iterations, which can help the algorithm explore a broader solution space. However, if the difference between the solution obtained in the current iteration and the optimal solution reaches a certain threshold, all currently banned edges will be released with a certain probability. This approach is named the edge recovery strategy. When an edge is released, it is also necessary to use the KM-M algorithm to recalculate the matching scheme for the related vertices.

Furthermore, we categorize the instances based on the consistency and density of the bipartite graph, thereby generating new benchmarks compatible with prior studies. We then conduct extensive experiments using FIMP-HGA and analyze the characteristics of the PMMWM problem based on these new benchmarks.

The remainder of the paper is organized as follows. Section II introduces a detailed formulation of the PMMWM problem. Subsequently, Section III presents the preliminaries, including an overview of the KM algorithm and the KK algorithm. Section IV presents details of the FIMP-HGA. The process of instance generation and the corresponding experimental results are detailed in Section V. Finally, Section VI summarizes the key findings and conclusions drawn in this study.

II. PROBLEM FORMULATION

Let $G(U, V, E)$ be a weighted bipartite graph, where U and V are two disjoint vertex sets, and $E = \{e_{uv} | u \in U, v \in V\}$ denotes the set of edges connecting vertices in U and V . Assume $|U| = n_1$, $|V| = n_2$, and $n_1 \leq n_2$. Each edge $e_{uv} \in E$ is associated with a weight $w(e_{uv}) \in \mathbb{Q}_0^+$. Define a matching in G as the set $M \subseteq E$ of nonadjacent edges, and the maximum matching [32] as the matching with the largest $|M|$ among all matchings in G .

Assume that for any given weighted bipartite graph, there exists at least one maximum matching Π such that $|\Pi| = n_1$. Define a partition \mathcal{P} of U that divides U into m disjoint partitions U_1, U_2, \dots, U_m , with at most \bar{u} vertices in each partition. For a given matching Π , define the weight of partition U_i as $W(U_i) = \sum_{u \in U_i, e_{u,v} \in \Pi} w(e_{uv})$. The goal of the PMMWM is to find a partition \mathcal{P} of U and a maximum matching Π of G that minimizes the objective function $f(\Pi, \mathcal{P}) := \max_{k \in \{1, \dots, m\}} W(U_k)$.

Let z_{uvk} be a binary variable such that $z_{uvk} = 1$ if $u \in U_k, e_{uv} \in \Pi$, and $z_{uvk} = 0$ otherwise. The PMMWM problem can be formalized as follows.

$$\begin{aligned} \min_{\mathbf{z}} \quad & \max_{k \in \{1, \dots, m\}} \left\{ \sum_{u \in U} \sum_{v \in V} w(e_{uv}) z_{uvk} \right\} \\ \text{s.t.} \quad & (1) \quad \sum_{k=1}^m \sum_{v \in V} z_{uvk} = 1 \quad \forall u \in U, \\ & (2) \quad \sum_{k=1}^m \sum_{u \in U} z_{uvk} \leq 1 \quad \forall v \in V, \\ & (3) \quad \sum_{k=1}^m z_{uvk} = 1 \quad \forall e_{uv} \in E, \\ & (4) \quad \sum_{u \in U} \sum_{v \in V} z_{uvk} \leq \bar{u} \quad \forall k \in \{1, \dots, m\}. \end{aligned}$$

The objective function aims to find the minimum weight of the maximum partition weight among all possible maximum matchings and valid partitioning schemes. Constraints (1) and (2) are the well-known constraints on the maximum matching. Constraint (3) forces each vertex $u \in U$ to belong to exactly one partition $U_k, k \in \{1, \dots, m\}$. Constraint (4) restricts that the size of the partition does not exceed \bar{u} .

III. PRELIMINARIES

In the match stage, our proposed the KM-M algorithm is based on the classical KM algorithm [5]. In the partition stage, high-quality initial solutions are generated through the multi-way Karmarkar-Karp (KK) algorithm [16]. In the following, we will describe the KM and KK algorithms that are closely related to our FIMP-HGA.

A. KM Algorithm

The KM algorithm is used to solve the Maximum-Weight Perfect Matching (MWPM) problem [3], which aims to find a perfect matching with the maximum total weight of the matched edges. We first introduce some definitions and then describe the procedure of the KM algorithm.

Algorithm 1 The Matching Process of KM Algorithm

Input: the bipartite graph $G(U, V, E)$, the origin vertex u of the augment path, the current matching edge set Π

Output: the updated Π

```

1: function MATCH( $G(U, V, E)$ ,  $u$ ,  $\Pi$ )
2:   for each  $v \in V$  do  $slack(v) \leftarrow \infty$ 
3:   while  $u$  is not matched do
4:     for each  $v \in U \cup V$  do  $vis(v) \leftarrow \text{false}$ 
5:     if FINDPATH( $u$ ,  $\Pi$ ) then
6:       break
7:     end if
8:      $\Delta \leftarrow \min_{v \in V \wedge vis(v) = \text{false}} \{slack(v)\}$ 
9:     for each  $u \in U \wedge vis(u) = \text{true}$  do
10:       $ex_u \leftarrow ex_u - \Delta$ 
11:    end for
12:    for each  $v \in V$  do
13:      if  $vis(v) = \text{true}$  then
14:         $ex_v \leftarrow ex_v + \Delta$ 
15:      else
16:         $slack(v) \leftarrow slack(v) - \Delta$ 
17:      end if
18:    end for
19:  end while
20:  return  $\Pi$ 
21: end function

```

Definition 1 (Alternating Path). *Given a bipartite graph $G = (U, V, E)$ with some edges matched. An alternating path on G is a path that starts from an unmatched vertex and then traverses an unmatched edge and a matched edge alternatively.*

Definition 2 (Augmenting Path). *Given a bipartite graph $G = (U, V, E)$ with some edges matched. An augmenting path in G is a special alternating path on G whose starting and ending vertices are both unmatched.*

Definition 3 (Feasible Label). *A label of a bipartite graph $G = (U, V, E)$ can be represented by assigning a value ex_i to each vertex $i \in U \cup V$. A feasible label is a label that satisfies $ex_u + ex_v \geq w'(e_{uv})$ for each edge $e_{uv} \in E$.*

Definition 4 (Equivalence Subgraph). *An equivalence subgraph is a spanning subgraph of the original graph (a spanning subgraph contains all vertices of the original graph, but not all edges) that only contains edges satisfying $ex_u + ex_v = w'(e_{uv})$.*

The KM algorithm first initializes the label of each vertex, which is a preliminary estimation of the potential contribution of that vertex to the total weight of the matching. For each vertex in U (resp. V), the label is set to the maximum weight of all edges connected to it (resp. 0). Then, the algorithm traverses all vertices in U , attempting to match each vertex $u \in U$ by identifying an augmenting path in the equivalent subgraph originating from u . Algorithm 1 shows the matching process. If an augmenting path is found, each vertex belonging to U in this path is matched with a corresponding vertex in V . Specifically, for an augmenting

TABLE I
AN EXAMPLE OF THE MULTI-WAY KARMARKAR-KARP ALGORITHM.

i	T1	T2	T3	T4	T5	T6	T7	T8
1	(26, 0, 0)	(22, 0, 0)	(19, 0, 0)	(13, 0, 0)	(8, 0, 0)	(4, 0, 0)	(3, 0, 0)	(2, 0, 0)
2	(26, 22, 0)	(19, 0, 0)	(13, 0, 0)	(8, 0, 0)	(4, 0, 0)	(3, 0, 0)	(2, 0, 0)	-
3	(13, 0, 0)	(8, 0, 0)	(7, 3, 0)	(4, 0, 0)	(3, 0, 0)	(2, 0, 0)	-	-
4	(13, 8, 0)	(7, 3, 0)	(4, 0, 0)	(3, 0, 0)	(2, 0, 0)	-	-	-
5	(6, 4, 0)	(4, 0, 0)	(3, 0, 0)	(2, 0, 0)	-	-	-	-
6	(3, 0, 0)	(2, 0, 0)	(2, 0, 0)	-	-	-	-	-
7	(3, 2, 0)	(2, 0, 0)	-	-	-	-	-	-
8	(1, 0, 0)	-	-	-	-	-	-	-

path $\{u_1, v_1, u_2, v_2, \dots, u_k, v_k\}$, each vertex u_i is matched with vertex v_i ($i \in \{1, \dots, k\}$). Otherwise, adjust the labels to create more edges in the equivalence subgraph. This is done by finding the smallest label difference for edges not in the equivalent subgraph but connecting to the alternating paths we are exploring (line 8). Subtract this value from the labels of vertices in U in the paths (line 10) and add it to the labels of vertices in V in the paths, as well as to vertices in V outside the paths but connected by an edge to a vertex in the paths (line 14). Moreover, the KM algorithm designs a relaxation function *slack* to optimize the efficiency of calculating Δ (lines 8 and 16). By applying the *slack* function, the time complexity of calculating Δ can be reduced from $O(n^2)$ to $O(n)$, and the time complexity of the entire KM algorithm can be reduced from $O(n^4)$ to $O(n^3)$.

B. Multi-way Karmarkar-Karp Algorithm

The KK algorithm iteratively solves the Multi-way Number Partition (MNP) problem that aims to minimize the range of partitions [8]. Suppose n numbers need to be divided into k partitions. The partitioning scheme of the KK algorithm is represented by a list of k -tuples, where the sum of elements in the same position across all tuples equals the weight of the respective partition. The tuple list is arranged in descending order based on the maximum element in each tuple.

Initially, a k -tuple is created for each given number, with the corresponding number as its first element and the remaining elements set to 0. These tuples indicate that all numbers are allocated into the first partition. Subsequently, $n-1$ iterations are performed. In each round, the first two k -tuples in the list are popped and merged into a single tuple. The elements of these tuples are sorted in ascending and descending orders, respectively, before being added together at corresponding positions. This sorting aims to minimize the variance within the resulting k -tuple. For example, combining the 4-tuples $(5, 3, 2, 0)$ and $(4, 4, 3, 0)$ yields $(5+0, 3+3, 2+4, 0+4) = (5, 6, 6, 4)$. Since the problem focuses on the differences between these partition sums, the tuple can be normalized by deducting the smallest value from all elements, i.e., $(5, 6, 6, 4)$ can be normalized into $(1, 2, 2, 0)$ and added back to the list of tuples. After completing $n-1$ rounds, only one tuple remains, representing the final normalized partitioning result. A specific partitioning scheme can be derived from the merging process.

We present an example to illustrate the KK algorithm's iteration process in Table I, which aims to divide the number

set $S = \{26, 22, 19, 15, 8, 4, 3, 2\}$ into 3 partitions. Column i represents the tuple list arranged in order for the i^{th} iteration round. Initially, when $i = 1$, a 3-tuple is generated for each number. In each subsequent round, the tuples corresponding to columns $T1$ and $T2$ are popped for merging. The merged tuple is then reinserted into the list, which is highlighted in bold in the next row. For example, when $i = 2$, the tuples $(26, 22, 0)$ and $(19, 0, 0)$ are merged to form $(26, 22, 19) = (7, 3, 0)$, which is the tuple in column $T3$ for row $i = 3$. The merging process concludes when only one tuple remains. The final tuple $(1, 0, 0)$ represents the partition scheme $\{\{26, 4, 3\}, \{19, 13\}, \{22, 8, 2\}\}$, with the sum of each partition as $\{33, 32, 32\}$ respectively.

IV. THE PROPOSED ALGORITHM

In this section, we provide a detailed overview of the proposed Fast Iterative Match-Partition Hybrid Genetic Algorithm (FIMP-HGA). Initially, we outline the general scheme of FIMP-HGA, followed by an in-depth exploration of its search components.

A. General Scheme

As outlined in Section I, the FIMP-HGA consists of three stages: match, partition, and graph modification. The primary innovations of FIMP-HGA include the incremental update approach for finding the optimal matching solution during the match stage and the hybrid genetic algorithm with an elite strategy during the partition stage. In the final stage of each iteration, the graph is strategically modified to facilitate potentially better matching schemes.

The FIMP-HGA is depicted in Algorithm 2. The algorithm first performs some initialization, including the matching scheme of the original graph G , the tabu list L_t for edges, etc. The solution space is then explored through iterations (lines 5 to 28), terminating when the number of iterations without updating the best-found solution t or the number of times executing edge recovery t_{ER} reaches the set values T and T_{ER} . In each iteration, the algorithm first obtains the weight of each vertex based on the matching scheme Π (line 6), then solves the partition stage using the HGA (Section IV-C) (line 7). Based on the obtained solution, a tabu edge e_t is selected (line 8), and the best-found solution is attempted to be updated (lines 10 to 13). If the current solution is significantly worse than the best-found solution, it indicates that the current

Algorithm 2 The FIMP-HGA Algorithm

Input: the PMMWM instance input $G(U, V, E)$, k , \bar{u} , the maximum iterations T without updates, the maximum number of edge recovery operators T_{ER} , the maximum iterations T_{HGA} of HGA without updates

Output: the best solution Π, \mathcal{P} found

```

1: function FIMP-HGA( $G, k, \bar{u}, T, T_{ER}, T_{HGA}$ )
2:    $G' \leftarrow G, \Pi \leftarrow \text{KM-M}(G', \emptyset, \emptyset)$ 
3:    $L_t \leftarrow \{\}, t \leftarrow 0, t_{ER} \leftarrow 0$ 
4:    $\Pi_{ans} \leftarrow \emptyset, \mathcal{P}_{ans} \leftarrow \{\}$ 
5:   while  $t \leq T$  and  $t_{ER} \leq T_{ER}$  do
6:      $W \leftarrow$  obtain vertex weights based on  $\Pi$ 
7:      $\mathcal{P} \leftarrow$  HGA( $W, k, \bar{u}, T_{HGA}$ )
8:      $e_t \leftarrow$  select the tabu edge base on  $\Pi, \mathcal{P}$ 
9:      $L_r \leftarrow \emptyset$ 
10:    if  $\Pi_{ans} = \emptyset$  or  $f(\Pi, \mathcal{P}) < f(\Pi_{ans}, \mathcal{P}_{ans})$  then
11:       $\Pi_{ans} \leftarrow \Pi, \mathcal{P}_{ans} \leftarrow \mathcal{P}$ 
12:       $t \leftarrow 0$ 
13:    else
14:       $t \leftarrow t + 1$ 
15:      if  $f(\Pi, \mathcal{P}) \gg f(\Pi_{ans}, \mathcal{P}_{ans})$  then
16:         $L_r \leftarrow L_r \cup \text{ER}(L_t)$ 
17:         $t_{ER} \leftarrow t_{ER} + 1$ 
18:      end if
19:    end if
20:     $L_r \leftarrow L_r \cup \{\text{edges that reach tabu iteration}\}$ 
21:     $L_t \leftarrow L_t \setminus L_r$ 
22:    for each  $e_{uv} \in L_r$  do
23:      add edge  $e_{uv}$  to  $G'$ 
24:       $\Pi \leftarrow \text{KM-M}(G', \Pi, e_{uv})$ 
25:    end for
26:    remove  $e_t$  from  $G', L_t \leftarrow L_t \cup e_t$ 
27:     $\Pi \leftarrow \text{KM-M}(G', \Pi, e_t)$ 
28:  end while
29:  return  $\Pi_{ans}, \mathcal{P}_{ans}$ 
30: end function

```

tabu edges degrade solution quality, so certain tabu edges are selected for removal and added to the release list L_r based on the edge recovery strategy (Section IV-D) (lines 15 to 18). The edges that reach the tabu tenure are also added to the release list (line 20). Finally, the edges in the release list are reinserted (lines 22 to 25), and the tabu edge is removed from graph G' (line 26). The algorithm determines the new matching scheme in the next iteration by calling the proposed fast KM-M algorithm (Section IV-B) (lines 24 and 27). After the iterations, the best-found solution is returned (line 29).

B. Fast Matching Algorithm KM-M

The proposed KM-M algorithm is used to tackle the match stage efficiently by retaining the previous matching information to avoid redundant computation. Whenever an edge e_{uv} is added or removed in graph G' , FIMP-HGA invokes KM-M to update the optimal matching results. Compared to the KM algorithm, the KM-M algorithm reduces the complexity of the match stage during iterations from $O(n^3)$ to $O(n^2)$. In the

Algorithm 3 The KM-M Algorithm

Input: the bipartite graph $G(U, V, E)$, the matching scheme from the previous round Π , the modified edge e'_{uv}

Output: the updated Π

```

1: function KM-M( $G(U, V, E), \Pi, e'_{uv}$ )
2:   if  $\Pi = \emptyset$  then
3:     for each  $v \in V$  do  $ex_v \leftarrow 0$ 
4:     for each  $u \in U$  do
5:        $ex_u \leftarrow \max_{v \in V \wedge e_{uv} \in E} \{w'(e_{uv})\}$ 
6:     end for
7:      $\Pi \leftarrow \emptyset$ 
8:     for  $u \in U$  do
9:        $\Pi \leftarrow \text{MATCH}(G, u, \Pi)$ 
10:    end for
11:   else
12:      $ex_u \leftarrow \max\{ex_u, w'(e'_{uv}) - ex_v\}$ 
13:      $\Pi \leftarrow \text{MATCH}(G, u, \Pi \setminus \{\text{the matching edge of } u\})$ 
14:   end if
15:   return  $\Pi$ 
16: end function

```

following, we first introduce details of the KM-M algorithm and subsequently prove its correctness.

1) *Details of the KM-M Algorithm:* The KM-M algorithm is shown in Algorithm 3. If the input matching scheme Π is empty (the first iteration, line 2 in Algorithm 2), the complete KM algorithm is conducted (lines 3 to 10). Otherwise, the current matching result Π is incrementally modified to quickly obtain a new matching scheme (lines 12 to 13). If the weight $w'(e'_{uv})$ is greater than $ex_u + ex_v$, then set ex_u to $w'(e'_{uv}) - ex_v$ (line 12). Consequently, remove u 's matching edge e_u from Π , and re-match u by the MATCH process (Algorithm 1) used in the KM algorithm (line 13). Edge removal is achieved by setting its weight to a sufficiently small value, ensuring the bipartite graph structure remains unchanged.

Fig. 2 is an example of the KM-M algorithm. Fig. 2a illustrates a maximum weight perfect matching Π in graph G calculated by the KM algorithm. The red and blue edges are in the equivalence subgraph (satisfy $ex_u + ex_v = c_{uv}$), and the red edges constitute the Π . Suppose we remove edge $e_{u_1v_1}$ by modifying its weight from -2 to -500 and yield a new graph G' . The KM-M algorithm performs as follows. Firstly, as Fig. 2b shows, it removes the matching of u_1 from Π and the modified edge $e_{u_1v_1}$ from the equivalence subgraph. Since the modified edge weight is smaller than the original edge weight, there is no need to change ex_u . Then it uses the matching algorithm (Algorithm 1) to find a matching edge for u_1 . As Fig. 2c shows, the algorithm adjusts the feasible label to add edge $e_{u_1v_2}, e_{u_3v_1}$ into the equivalence subgraph. Finally, as shown in Fig. 2d, it finds an augmenting path $\{u_1, v_2, u_3, v_1\}$ (the dashed edges) and replaces the edge $e_{u_3v_2}$ with $e_{u_1v_2}, e_{u_3v_1}$ in the matching Π . The new matching is as good as the output of the KM algorithm on the entire graph G' . Obviously, the KM-M algorithm reduces a lot of redundant operations for calculating the matching of other vertices.

2) *The Correctness of the KM-M Algorithm:* We validate the correctness of the KM-M algorithm by the primal-dual

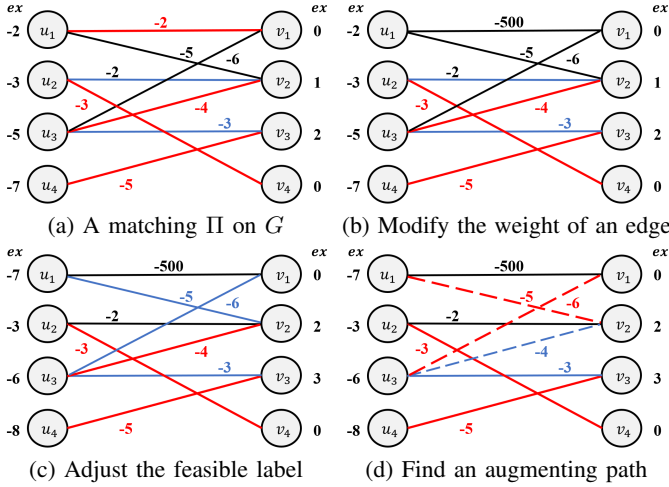


Fig. 2: An illustrate of the KM-M algorithm.

method [33]. The dual of the linear program (LP) of the MWPM problem is to minimize the sum of the feasible label. Building on insights from previous research [34, 35], it is established that when both primal and dual solutions comply with the complementary slackness condition, they are deemed optimal for their respective LP formulations. The complementary slackness condition for this problem stipulates that each edge $e_{uv} \in \Pi$ satisfies $ex_u + ex_v = w'(e_{uv})$, which is equivalent to the existence of a perfect matching in the equivalent subgraph. To find this solution, the KM algorithm starts with a feasible dual solution and decreases the sum of the feasible label to add more edges into the equivalent subgraph until a perfect matching exists.

Validating the correctness of the proposed KM-M algorithm is equivalent to proving the following theorem.

Theorem 1. *Given a bipartite graph $G = (U, V, E)$ and a maximum weight perfect matching Π of G calculated by the KM algorithm. Suppose G' is the graph obtained by modifying the weight of exactly one edge e'_{uv} in G , and $w'(e'_{uv})$ is updated to the new weight of e'_{uv} in G' . Let e_u denote the matching edge of u . Setting $ex_u = \max\{ex_u, w'(e'_{uv}) - ex_v\}$ and performing the KM algorithm on G' continuously from $\Pi \setminus \{e_u\}$ lead to an optimal matching of G' .*

Proof. This is equivalent to proving the feasibility of the dual solution after modification, that is, $ex_u + ex_v \geq w'(e'_{uv})$. When the weight of e'_{uv} decreases, since ex_u and ex_v remain unchanged, feasibility is still satisfied. Otherwise, if the weight increases, ex_u will be adjusted to $w'(e'_{uv}) - ex_v$, thereby maintaining feasibility. So, the dual solution is still feasible for the current matching, indicating that the previous information can be kept.

Another approach is to discuss different scenarios based on whether edge e'_{uv} is in the equivalence subgraph. If $w'(e'_{uv})$ is greater than $ex_u + ex_v$, it indicates that the edge's weight is underestimated. So, add e_{uv} to the equivalence subgraph by adjusting ex_u to $w'(e'_{uv}) - ex_v$, and then re-match vertex u . If $w'(e'_{uv})$ decreases from being equal to $ex_u + ex_v$, then this edge needs to be removed from the equivalence subgraph, and

Algorithm 4 Hybrid Genetic Algorithm with Elite Strategy

Input: the vertex weight W , the PMMW instance input k , \bar{u} , the maximum iterations T_{HGA} without updates

Output: the best partition scheme \mathcal{P} found

```

1: function HGA( $W, k, \bar{u}, T_{HGA}$ )
2:   Initialize population  $Pops$  by vertex weight  $W$ 
3:    $t \leftarrow 0$ 
4:   while  $|Pops| > 1$  and  $t \leq T_{HGA}$  do
5:      $\mathcal{P}_{elite} \leftarrow$  best individual in  $Pops$ 
6:      $\mathcal{P}_{mate} \leftarrow$  another random individual in  $Pops$ 
7:      $\mathcal{P}_{child} \leftarrow$  Crossover( $\mathcal{P}_{elite}, \mathcal{P}_{mate}$ )
8:      $\mathcal{P}_{child} \leftarrow$  MultilevelLocalSearch( $\mathcal{P}_{child}$ )
9:     if  $f(\mathcal{P}_{child}) < f(\mathcal{P}_{elite})$  then
10:        $t \leftarrow 0$ 
11:     else
12:        $t \leftarrow t + 1$ 
13:     end if
14:      $Pops \leftarrow$  UpdatePopulation( $Pops, \mathcal{P}_{mate}, \mathcal{P}_{child}$ )
15:   end while
16:   return best individual in  $Pops$ 
17: end function

```

if it is a matched edge, vertex u must be re-matched. In other cases, where e_{uv} is not in the equivalence subgraph before and after the modification, there is no impact on the matching process.

Through these two methods, we can conclude that Theorem 1 holds, and therefore the KM-M algorithm is correct. \square

C. Hybrid Genetic Algorithm with Elite Strategy

The population-based evolutionary algorithm maintains multiple individuals (i.e., solutions) simultaneously. The genetic algorithm is a representative evolutionary algorithm, which generates new solutions by combining diverse individuals with the crossover operator. The local search algorithm finds better solutions by exploring the neighborhood of the current solution. Our proposed Hybrid Genetic Algorithm (HGA) combines the advantages of the genetic algorithm and local search method, exhibiting excellent search ability for the partition stage. Furthermore, an elite strategy is used in the genetic algorithm to improve the quality of the explored solution space by consistently selecting the elite individual as one of the parents in the crossover operator, thereby enhancing the algorithm's efficiency.

The overall procedure of HGA is shown in Algorithm 4. The $f(\mathcal{P})$ is defined to represent the objective value of the partition scheme \mathcal{P} . HGA starts the search by initializing the population $Pops$ (Section IV-C1) (line 2). Next, it selects individuals \mathcal{P}_{elite} and \mathcal{P}_{mate} for evolution based on the elite strategy (Section IV-C4) (lines 5 to 6) and employs the proposed Greedy Partition Crossover (GPX) operator (Section IV-C2) to generate new offspring \mathcal{P}_{child} (line 7). After optimizing \mathcal{P}_{child} with the proposed Multilevel Local Search (MLS) algorithm (Section IV-C3) (line 8), the population is updated (line 14). The algorithm terminates and returns the

best-found solution when there is only one individual left in the population or if no better solution is updated within a certain number of iterations T_{HGA} .

Detailed descriptions of the key components of HGA are as follows.

1) *Population Initialization*: HGA generates the initial population with the following methods to ensure both diversity and quality.

- **Multi-way Karmarkar-Karp algorithm (KK)**: obtaining the partitioning scheme through the tuple merging process. If the number of vertices in any partition exceeds its capacity limit, these excess vertices are then randomly allocated to other partitions that have remaining capacity.
- **Greedy algorithm (GD)**: vertices are sorted in descending order of their weights, and each vertex is sequentially placed into the partition with the smallest weight. When selecting, only partitions that have not reached the capacity limit are considered, and this principle applies to the random greedy algorithm as well.
- **Random Greedy algorithm (RGD)**: this approach adds randomness to the greedy algorithm. When assigning a vertex, rather than always opting for the partition with the smallest weight, there is a 50% chance of randomly selecting a partition.

The KK and GD methods each generate a solution to uphold the population's quality. The remaining solutions are produced using the RGD method, introducing varied characteristics to ensure population diversity. Before integration into the population, each generated solution is optimized with MLS. Typically, the solution generated by the KK method assumes the role of the elite individual.

2) *Greedy Partition Crossover Operator*: The crossover operator is used to simulate the evolutionary process in biological genetics, passing problem-specific genetic knowledge from parents to offspring solutions. By combining features from both parents, the crossover creates new feature combinations and introduces a degree of randomness. This ensures diversity in the population, mirroring the genetic diversity in natural selection and evolution.

We propose the GPX operator for the partition stage. A similar crossover operator is also employed in the graph coloring problem [36]. In the GPX operator, we alternately choose a partition containing the highest number of vertices from each parent solution and incorporate this partition into the child solution. Vertices that have been added are not considered in subsequent steps, thereby treating them as removed from the parents. After the k rounds of the process, some vertices may still not be included in the child solution. These remaining vertices are then randomly added to any partition that has not yet reached its capacity limit.

Fig. 3 illustrates an example of our crossover operator. The vertex set is $\{A, B, C, D, E, F, G, H, I, J\}$, and the partition number is 3. Each row represents a partitioning scheme of a solution, with different colored blocks indicating different partitions. The crossover process is divided into four steps. In the first three steps, the partitions added to the child's solution are indicated by black boxes. In the fourth step, the remaining

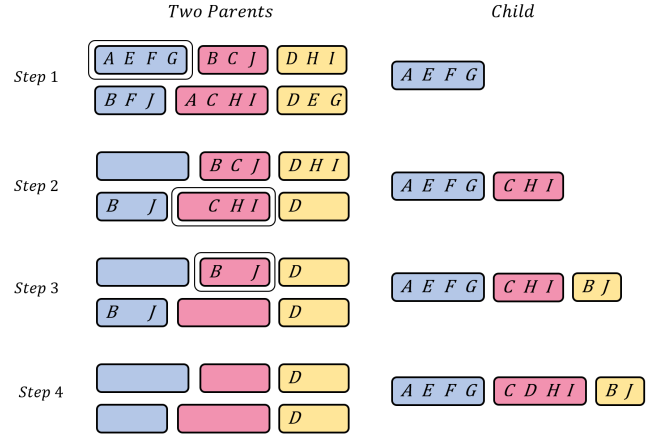


Fig. 3: An example of the GPX operator for a vertex set of 10 elements (A - J) and three partitions.

vertex $\{D\}$ is randomly placed into one of the partitions in the child solution.

3) *Multilevel Local Search*: HGA uses the MLS algorithm to intensively explore neighboring solutions by adjusting the partitions of certain vertices. Neighborhood actions in the MLS algorithm concentrate on the current partition with the largest weight, attempting to optimize the solution quality through swap operations while aiming to maintain a balanced weight distribution across the partitions.

Each round of the MLS algorithm involves three levels, with each level conducting searches of varying breadth and depth based on different exchange operations. Initially, the first level local search focuses on the two partitions with the largest difference in weight and explores all possible exchange operations to execute the best one, which may not only enhance the solution but also result in a more balanced partitioning scheme. If the solution is successfully optimized, the same level is continued and repeated until no further solution optimization is possible, at which point the second level local search is employed. The second level considers more partitions but simpler exchange operations, exploring the possible exchanges and stopping when an improvement operator is found. If both of the above methods fail to improve the solution, indicating that the current solution is challenging to optimize through small-scale vertex exchanges. Consequently, the reorganization of the two partitions with the largest weight difference is designed as the third level. If the modification improves the solution, it is retained, and the search continues into the next round, starting from the first level. Otherwise, the local search terminates.

Let U_{max} and U_{min} respectively be the partitions with the largest and smallest weights. The specific operations of each level of the MLS algorithm are as follows.

- **First Level**: Select vertices from U_{max} and U_{min} , respectively, for exchange. First, sort vertices in U_{min} by their weights. Attempt to swap a vertex from U_{max} with several consecutive vertices in U_{min} . Execute the best operator, specifically the one that minimizes the weight

Algorithm 5 Update Population

Input: the population $Pops$, the mate individual \mathcal{P}_{mate} and the offspring \mathcal{P}_{child} during this round crossover

Output: the updated population $Pops$

```

1: function UPDATEPOPULATION( $Pops, \mathcal{P}_{mate}, \mathcal{P}_{child}$ )
2:    $\mathcal{P}_{elite} \leftarrow$  best individual in  $Pops$ 
3:   if  $f(\mathcal{P}_{child}) < f(\mathcal{P}_{elite})$  then
4:      $Pops \leftarrow Pops \setminus \{\mathcal{P}_{elite}\}$ 
5:      $Pops \leftarrow Pops \cup \{\mathcal{P}_{child}\}$ 
6:   else
7:     if  $f(\mathcal{P}_{child}) = f(\mathcal{P}_{elite})$  or  $f(\mathcal{P}_{child}) = f(\mathcal{P}_{mate})$ 
8:     then
9:        $Pops \leftarrow Pops \setminus \{\mathcal{P}_{mate}\}$ 
10:      else
11:         $Pops \leftarrow Pops \setminus \{\mathcal{P}_{mate}\}$ 
12:         $Pops \leftarrow Pops \cup \{\mathcal{P}_{child}\}$ 
13:      end if
14:    end if
15:  return  $Pops$ 
16: end function

```

difference between the two partitions. The enumeration range for vertices in U_{min} can be pruned based on monotonicity.

- **Second Level:** Attempt to swap a vertex from U_{max} with a vertex from another partition. Traverse the partitions in ascending order of their weights and execute the first operation found that can optimize the solution quality.
- **Third Level:** Use the 2-way Karmarkar-Karp algorithm to redistribute the vertices within U_{max} and U_{min}

4) Elite Strategy for Crossover and Population Update:

Crossover plays an essential role in genetic algorithms, and different algorithms have their respective methods for selecting the parents. Although random selection, as the most commonly used method, ensures diversity, the generated offspring do not inherit enough information from the elite (best) individuals, leading the exploration of the solution space to be inefficient. To address this issue, we introduce the elite strategy in our genetic algorithm. The elite strategy consistently selects the elite individual as one of the parents in each crossover, attempting to integrate the features of other individuals into the elite individual in each, thereby continuously optimizing the elite. This approach ensures a high quality of exploration in the solution space while maintaining a degree of diversity.

The mechanism for population update also reflects the elite strategy. After optimizing the offspring \mathcal{P}_{child} using the MLS algorithm, the strategy for population update via the \mathcal{P}_{child} is shown in Algorithm 5. If it is better than the elite, this offspring becomes the new elite individual, replacing the previous one (lines 4 to 5). If the offspring's objective value is equal to one of its parents, it indicates that neither \mathcal{P}_{child} nor \mathcal{P}_{mate} possess suitable features to improve the elite. Therefore, \mathcal{P}_{mate} is directly removed to accelerate the iteration process (line 8). Otherwise, \mathcal{P}_{mate} is replaced with the offspring (lines 9 to 10). This update method accelerates the search process by focusing on the most promising solutions.

D. Graph Modification Strategy

After obtaining the solution for the current round, FIMP-HGA modifies the matching results for the next round by forbidding and releasing edges. Different matching schemes imply the exploration of diverse solution spaces, providing possibilities for improving the optimal solution. The strategies influencing the tabu status of edges are as follows.

1) *Tabu Strategy in Each Iteration:* Based on the partition results of each iteration, the matching edge of the vertex with the largest weight in the partition U_{max} is tabued. This approach ensures that the matching scheme in the next iteration is different, and it is possible that the resulting match could lead to a more balanced distribution of weights across the partitions.

The number of tabu rounds is determined based on the number of vertices and the density of the graph. The specific settings within FIMP-HGA are as follows:

$$TabuStep = \min(0.2 \times |U|, 0.1 \times |E|). \quad (1)$$

2) *Edge Recovery Strategy:* When the current solution deviates significantly from the optimal solution due to the tabu edges, it indicates that the quality of the solution space being searched is insufficient. To escape this situation, the edge recovery strategy is employed, which involves releasing multiple edges at once to break out of the current search space.

The theoretical lower bound of an instance is defined as the total weights of the edges in the matching result Π_G of the original graph, divided by the number of partitions, denoted as follows:

$$LowerBound = \frac{\sum_{e_{uv} \in \Pi_G} w(e_{uv})}{m}. \quad (2)$$

Edge recovery is performed when the current solution Π, \mathcal{P} and the optimal solution $\Pi_{ans}, \mathcal{P}_{ans}$ meet the following condition:

$$\frac{f(\Pi, \mathcal{P}) - f(\Pi_{ans}, \mathcal{P}_{ans})}{f(\Pi, \mathcal{P}) - LowerBound} > 0.9. \quad (3)$$

The strategy for edge recovery is to release all tabu edges with a 50% probability immediately. When the number of executed edge recovery operations reaches a certain count, indicating that FIMP-HGA has substantially explored the accessible high-quality solution space, the algorithm concludes directly to prevent unnecessary searches.

V. EXPERIMENTAL RESULTS

This section first introduces the method for generating new benchmarks that are compatible with the existing ones and then employs the new benchmarks to evaluate our proposed FIMP-HGA¹.

¹The code of our algorithm and the generated benchmarks will be available online upon acceptance.

A. Instance Classification and Generation

It is important for benchmarks to include instances with diverse features. For instances of the PMMWM problem, alongside factors such as the number of vertices, the number of partitions, and the capacity of each partition, the structure of the bipartite graph is also important. We categorize different bipartite graphs based on two features: consistency and density. Firstly, we provide a comprehensive description of these two features. Subsequently, we analyze the relationship between the generated instances and the previous ones. Since $n_1 \neq n_2$ can be reduced to the case of $n_1 = n_2$ by adding edges with zero weight, we define $n := n_1 = n_2$ in this paper.

1) *Consistency*: This feature is used to measure whether the vertices in $V = \{v_1, v_2, \dots, v_n\}$ have a consistent matching priority for the vertex in $U = \{u_1, u_2, \dots, u_n\}$. For example, if the edge with the maximum weight from each vertex in V consistently connects to u_1 in U , then u_1 is said to satisfy consistency. Similarly, if the top three edges with the highest weights from each vertex in V respectively connect to u_1, u_2 , and u_3 in U , then these three vertices in U are considered to satisfy consistency in this graph.

The consistency weight, denoted as *Con*, is defined within the range of 0–100. It represents the percentage of vertices in set U that satisfy consistency in the graph. Higher consistency not only increases the complexity of decision-making in the match stage but also leads to larger differences in the vertex weights, which challenges the effectiveness of the partition stage. The method for generating instances with specific consistency features is as follows:

We first randomly generate n^2 rational numbers on the interval $[1, 1000]$ and a complete bipartite graph $G(U, V, E)$ with vertex sets $U = \{u_1, \dots, u_n\}$ and $V = \{v_1, \dots, v_n\}$. We sort the rational numbers in non-decreasing order and store them in list L . Then we repeat the following operations on each vertex $v_i \in V$ from v_1 to v_n , to assign n rational numbers in L to the n edges incident with v_i in E . For $v_i \in V$, we assign the first $\lfloor n * \text{Con}\% \rfloor$ elements of L to the edges (u_1, v_i) , (u_2, v_i) , \dots , $(u_{\lfloor n * \text{Con}\% \rfloor}, v_i)$ and remove these elements from L . For the remaining edges incident with v_i , we randomly assign the remaining elements in L in turn and remove the assigned elements from L .

2) *Density*: Following the instance generation method of the previous section, the resulting graphs are all complete. To fully evaluate the algorithm, some edges are randomly removed from those instances, changing the graph’s density while preserving its consistency features. The density of the bipartite graph is defined by weight, *Den*, which falls within the range of 0–100. This value represents that the number of edges in the given example is equal to *Den*% of what it would be in a complete bipartite graph. To ensure that a valid solution exists after edge deletion, all edges connecting u_i to v_i are retained. From the remaining edges, we randomly select and delete $n^2 * (1 - \text{Den}\%)$ edges.

3) *Relationship with Previous Instances*: Our method of generating instances is compatible with the previous approaches [1]. The instances are classified based on the weights of the consistency and density features. For example, the instance with a consistency weight of 70 and a bipartite graph

density weight of 80 can be categorized as Con70Den80. For each of the benchmarks previously used to test MP_{LS} — BPS70, BPS80, RAND, SPARSE70 and SPARSE80, there is a corresponding type in our instances. The BPS70 and BPS80 correspond to Con70Den100 and Con80Den100, respectively; the RAND corresponds to Con0Den100; the SPARSE70 and SPARSE80 correspond to Con0Den70 and Con0Den80, respectively. Therefore, our generated instances represent an expansion and refinement of the previous dataset.

B. New Benchmarks

We employ our instance generation method described in the previous section to construct four benchmarks for a comprehensive evaluation. The benchmarks are divided into the following two categories:

- The first benchmark belongs to the first category. It is used to comprehensively evaluate the algorithm’s efficiency and performance across different scenarios. This is achieved through an overall evaluation using a large number of instances with different features. All benchmarks used for testing the MP_{LS} algorithm are reflected in this benchmark.
- The subsequent three benchmarks belong to the second category. They are used to assess how the density and consistency of bipartite graphs, as well as the number of partitions, influence the outcomes and the performance of the algorithms. The generation of benchmarks is achieved by using the method of controlling variables, keeping other parameters constant, and only changing the values that need to be tested.

The details of these four benchmarks are as follows.

1) *Benchmark-All*: This benchmark has 20 distinct feature combinations, encompassing $\text{Con} \in \{0, 25, 50, 75, 100\}$ and $\text{Den} \in \{25, 50, 75, 100\}$. For each category, we generate instances with different parameter settings. The size of the bipartite graphs from 50 to 500, i.e., $n = 50, 100, 150, \dots, 500$. If $\lfloor 0.125n \rfloor - 2 > 12$, we set m to 2, $\lfloor 0.04n \rfloor$, $\lfloor 0.08n \rfloor$, or $\lfloor 0.125n \rfloor$. Otherwise, if $\lfloor 0.125n \rfloor - 2 > 8$, we set it to 2, $\lfloor 0.04n \rfloor$, or $\lfloor 0.125n \rfloor$. If $\lfloor 0.125n \rfloor - 2 \leq 12$, we set m to 2 or $\lfloor 0.125n \rfloor$. The maximum number of vertices in each partition \bar{u} is set to $\lceil \frac{n}{m} \rceil$, or n . We generate one instance for each parameter setting, so there are a total of 1480 instances in this benchmark.

2) *Benchmark-Den*: We set $n = 300, m = 20, \bar{u} = 18, \text{Con} = 75, \text{Den} = 20, 30, 40, \dots, 100$. For each different value of *Den*, 10 instances are generated, resulting in a total of 90 instances.

3) *Benchmark-Con*: We set $n = 300, m = 20, \bar{u} = 18, \text{Den} = 75, \text{Con} = 0, 10, 20, \dots, 100$. For each different value of *Con*, 10 instances are generated, resulting in a total of 110 instances.

4) *Benchmark-M*: We set $n = 300, \bar{u} = 300, \text{Den} = 75, \text{Con} = 75, m = 2, 7, 12, \dots, 32$. For each different value of m , 10 instances are generated, resulting in a total of 70 instances.

TABLE II
PARAMETER SETTINGS.

Parameter	Description	Value
T	maximum unimproved iterations in FIMP-HGA	20
T_{ER}	edge recovery execution limits in FIMP-HGA	8
T_{HGA}	maximum unimproved iterations in HGA	20
$ Pops $	population size in HGA	5

C. Experimental Setup

1) *Experimental Settings*: All the experiments were performed on an AMD Ryzen 5 3600 6-Core Processor at 3.60 GHz and 16GB of RAM, running Windows10 64-bit. All the tested algorithms are implemented in C++ with “-O2” option.

2) *Comparison Program*: We compare FIMP-HGA with the MP_{LS} algorithm, which is the state-of-the-art algorithm for solving the PMMWM problem. We implemented the MP_{LS} algorithm as described by Kress et al. [1] and verified its correctness. Subsequently, we ran MP_{LS} and the five versions of our proposed algorithm, comprehensively evaluating FIMP-HGA through the results on the new benchmarks. The names and introductions of the algorithms are as follows.

- **MP_{LS}** : The state-of-art algorithm for PMMWM problem.
- **FIMP-LS**: Replace the KM algorithm used in the match stage of each iteration in MP_{LS} with the KM-M algorithm.
- **FIMP-MLS-GD**: Based on FIMP-LS, change the local search algorithm used in the partition phase to the MLS algorithm proposed in this paper. Initial solutions are generated using the GD method.
- **FIMP-MLS**: Similar to FIMP-MLS-GD, change the initial solution to be generated using the KK method.
- **FIMP-HGA-GD**: Based on FIMP-MLS-GD, use HGA for the partition stage. For the initial population, use the GD and RGD methods. Furthermore, the graph modification strategy outlined in this paper is implemented..
- **FIMP-HGA**: Based on FIMP-MLS-GD, add the KK method to the initial population of HGA. This is the final algorithm proposed in our paper.

In the experiment, the static parameter settings of the modules we propose are listed in Table Table II.

3) *Evaluation Metrics*: The metrics used to evaluate the performance of the algorithm Alg for a given instance include the solution quality SQ_{Alg} and the runtime RT_{Alg} . Each algorithm is run five times with different seeds on an instance, and the average value is taken to reduce the randomness.

For different algorithms we propose, their effectiveness is evaluated based on the metric improvement over MP_{LS} across different instances. The effectiveness of the algorithm in optimizing the solution quality is benchmarked against the theoretical lower bound (Equation 2) of the test instances. The improved objective value V_{Opt} and improvement ratio R_{Opt} of Alg compared to MP_{LS} is calculated using Equation 4. If the result of MP_{LS} already reaches the theoretical lower bound, then R_{Opt} is set to 0.

$$V_{Opt} = SQ_{MP_{LS}} - SQ_{Alg},$$

$$R_{Opt} = \frac{V_{Opt}}{SQ_{MP_{LS}} - LowerBound} \times 100. \quad (4)$$

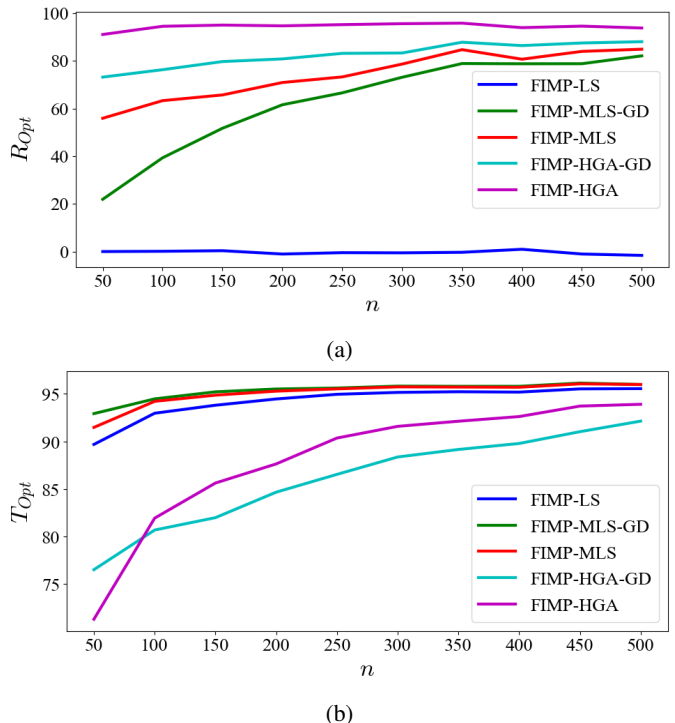


Fig. 4: Trend of R_{Opt} (a) and T_{Opt} (b) for our proposed algorithms on Benchmark-All with $n = 50$ to 500. R_{Opt} and T_{Opt} all increase with n for all algorithm.

Similarly, the runtime improvement of Alg over MP_{LS} is evaluated using Equation 5.

$$T_{Opt} = \frac{RT_{MP_{LS}} - RT_{Alg}}{RT_{MP_{LS}}} \times 100. \quad (5)$$

All the developed algorithms are evaluated using V_{Opt} , R_{Opt} , and T_{Opt} .

D. Results and Analyses

We first test all algorithms on Benchmark-All to analyze the impact of different strategies on the algorithm performance. Then, we conduct further experiments and analysis on the remaining benchmarks.

1) *Comprehensive Evaluation*: After categorizing the test results of different algorithms on Benchmark-All based on the number of vertices in the bipartite graph, we calculate the average values separately, resulting in Table ???. We use Fig. 4a and Fig. 4b to respectively display the trends of R_{Opt} and T_{Opt} with respect to n for different algorithms.

Firstly, we analyze the KM-M algorithm in the match stage based on the results of FIMP-LS. According to the “ R_{Opt} ” column results, the solutions of FIMP-LS are essentially consistent with MP_{LS} , within a reasonable range of difference. The differences are due to the non-uniqueness of the optimal solutions in the match stage, so the matching schemes obtained by the KM-M and KM algorithms might differ. After processing by the same algorithm in the partition stage, the final solutions also present differences. These results are as expected and validate the correctness of the KM-M algorithm. Then, based

TABLE III
IMPROVEMENT OF ALL ALGORITHMS OVER MP_{LS} ON THE BENCHMARK-ALL.

n	FIMP-LS		FIMP-MLS-GD		FIMP-MLS		FIMP-HGA-GD		FIMP-HGA	
	R_{Opt}	T_{Opt}	R_{Opt}	T_{Opt}	R_{Opt}	T_{Opt}	R_{Opt}	T_{Opt}	R_{Opt}	T_{Opt}
50	0.00	89.69	21.92	92.93	55.92	91.48	73.18	76.52	91.06	71.31
100	0.11	92.97	39.34	94.48	63.31	94.22	76.29	80.69	94.50	81.94
150	0.35	93.81	51.73	95.22	65.70	94.87	79.70	81.99	95.00	85.63
200	-1.04	94.47	61.58	95.52	70.91	95.29	80.81	84.67	94.69	87.64
250	-0.47	94.96	66.58	95.62	73.26	95.53	83.14	86.54	95.19	90.36
300	-0.54	95.16	73.12	95.82	78.65	95.74	83.30	88.37	95.59	91.59
350	-0.31	95.23	78.87	95.80	84.69	95.72	87.81	89.16	95.81	92.13
400	0.95	95.19	78.77	95.80	80.69	95.70	86.40	89.79	93.93	92.62
450	-1.03	95.53	78.80	96.14	83.97	96.06	87.49	91.03	94.56	93.72
500	-1.61	95.56	82.09	95.99	84.88	95.99	88.04	92.14	93.78	93.91

R_{Opt} and T_{Opt} can be understood as the percentage of improvement ratio.

TABLE IV
IMPROVEMENT OF THREE ALGORITHMS OVER MP_{LS} ON BENCHMARK-DEN AND THEIR CONCRETE PERFORMANCE.

Den	LB	MP_{LS}		FIMP-LS				FIMP-MLS				FIMP-HGA			
		OV	RT	SQ	RT	R_{Opt}	T_{Opt}	OV	RT	R_{Opt}	T_{Opt}	OV	RT	R_{Opt}	T_{Opt}
20	6630.29	6632.17	9.47	6632.17	0.39	0.00	95.71	6630.78	0.38	72.34	95.81	6630.33	0.53	97.32	94.12
30	6624.47	6626.11	9.04	6626.16	0.39	-2.20	95.57	6624.90	0.40	71.54	95.47	6624.52	0.60	96.95	93.03
40	6624.61	6626.28	12.23	6626.29	0.39	-0.79	96.63	6625.03	0.39	73.51	96.67	6624.66	0.65	96.80	94.43
50	6632.66	6634.08	10.21	6634.05	0.40	1.04	96.02	6633.02	0.41	72.34	95.91	6632.71	0.61	96.06	93.77
60	6625.43	6627.04	12.95	6627.00	0.42	2.39	96.62	6625.91	0.41	69.43	96.64	6625.48	0.70	96.82	94.30
70	6620.91	6622.27	10.40	6622.31	0.38	-1.46	96.00	6621.25	0.39	71.44	95.89	6620.96	0.62	96.20	93.38
80	6616.00	6617.65	10.61	6617.65	0.37	0.00	96.31	6616.38	0.39	75.25	96.21	6616.05	0.59	96.82	94.15
90	6615.10	6616.58	12.74	6616.54	0.39	2.85	96.63	6615.49	0.38	72.34	96.66	6615.14	0.65	96.66	94.40
100	6609.30	6610.72	12.88	6610.68	0.39	2.82	96.69	6609.68	0.37	72.74	96.78	6609.35	0.69	96.40	94.10

on the results in the “ T_{Opt} ” column, it can be confirmed that the KM-M algorithm significantly improves the runtime efficiency. As n increases, FIMP-LS optimizes the runtime of MP_{LS} by 89.69% to 95.56%, effectively accelerating it by 10 to 20 times. The reason is that the time bottleneck of MP_{LS} lies in the match phase, and the KM-M algorithm reduces the theoretical complexity of this phase from $O(n^3)$ to $O(n^2)$. Therefore, the improvement in runtime efficiency will increase as n increases.

By analyzing the results in the “ R_{Opt} ” column of FIMP-MLS-GD, we can analyze the optimization effect of the MLS algorithm. When only the local search in the partition stage is replaced, the solution approaches the optimal solution by 21.92% to 82.09% as the n increases, remarkably enhancing the solution quality compared to MP_{LS} . As n increases, the complexity of the problem escalates, leading to more substantial optimization potential for solutions obtained by MP_{LS} . The result demonstrates that the MLS algorithm can explore the solution space more extensively. According to the “ T_{Opt} ” column, FIMP-MLS-GD shows some improvement in runtime compared to FIMP-LS. This improvement is due to its ability to find high-quality solutions more quickly, thereby reducing the number of iterations.

FIMP-HGA-GD further optimizes the partition stage through the hybrid genetic algorithm with elite strategy and the modification rules of the bipartite graph. According to the “ R_{Opt} ” column, the results show an optimization of 73.18% to 88.04% as n increases, which is a significantly better optimization effect compared to FIMP-MLS-GD. In small-

scale instances, with limited combinations of high-quality solutions, finding them within the solution space becomes more challenging. This emphasizes the necessity for algorithms to have a wider search range and greater diversity. Therefore, the smaller the scale of the instances, the more effective the optimization effect of FIMP-HGA-GD. Based on the “ T_{Opt} ” column, we observe an increase in runtime, attributable primarily to two factors. One is that HGA requires more search time. The other is that the number of iterations increases due to more frequent improvements of the solution during the iterative process.

Finally, by comparing the results of FIMP-MLS-GD, FIMP-MLS, FIMP-HGA-GD, and FIMP-HGA, we analyze the effectiveness of using the KK algorithm to generate initial solutions. Analysis of the “ R_{Opt} ” columns indicates that this initial solution algorithm significantly enhances the quality of final solutions. The KK algorithm generates more balanced initial partitioning schemes, enabling subsequent local searches to attain high-quality solutions with simple adjustments. Compared to FIMP-MLS-GD, FIMP-MLS significantly enhances the quality of the final solution, especially for instances with smaller n values. For FIMP-HGA, it raises the optimization extent to over 90% in all instances. Therefore, for the partition stage, high-quality initial solutions are crucial as they make the exploration in the local search phase more efficient and valuable.

2) *Evaluation based on Benchmark Features:* In Table IV, we present the performance of MP_{LS} , FIMP-LS, FIMP-MLS, and FIMP-HGA as the density of the bipartite graph changes. The average theoretical lower bound, objective value, and

TABLE V
IMPROVEMENT OF ALL ALGORITHMS OVER MP_{LS} ON BENCHMARK-CON.

Con	FIMP-LS		FIMP-MLS-GD		FIMP-MLS		FIMP-HGA-GD		FIMP-HGA	
	R_{Opt}	T_{Opt}	R_{Opt}	T_{Opt}	R_{Opt}	T_{Opt}	R_{Opt}	T_{Opt}	R_{Opt}	T_{Opt}
0	0.00	92.41	86.73	95.09	87.83	94.95	93.91	75.48	96.34	82.93
10	0.00	95.08	72.08	95.34	77.30	95.33	88.81	92.97	97.30	94.32
20	2.40	95.06	73.56	95.20	77.25	95.13	87.14	92.53	96.70	94.27
30	0.00	95.51	64.02	95.71	67.49	95.52	82.70	93.14	95.68	94.07
40	0.00	96.20	60.75	96.21	62.04	96.15	76.93	93.74	95.72	94.01
50	0.00	95.67	63.05	95.58	68.83	95.57	80.31	92.20	96.97	93.22
60	3.28	95.91	62.91	95.81	63.26	95.81	78.01	92.80	96.21	93.49
70	-4.32	95.89	64.35	95.84	70.07	95.79	76.09	92.23	96.36	93.09
80	-0.55	96.37	56.14	96.39	66.66	96.29	73.51	93.41	96.59	93.62
90	-5.14	96.72	49.97	96.81	53.48	96.65	68.86	93.63	95.18	93.50
100	5.62	97.03	39.39	97.06	38.94	96.88	61.74	93.70	87.66	93.47

TABLE VI
IMPROVEMENT OF FOUR ALGORITHMS OVER MP_{LS} ON BENCHMARK-M AND THEIR CONCRETE OBJECTIVE VALUE.

m	LB	MP_{LS}		FIMP-MLS-GD		FIMP-MLS		FIMP-HGA-GD		FIMP-HGA	
		OV	Diff	V_{Opt}	R_{Opt}	V_{Opt}	R_{Opt}	V_{Opt}	R_{Opt}	V_{Opt}	R_{Opt}
2	65770.00	65 770.10	0.10	0.00	0.00	0.10	100.00	0.10	100.00	0.10	100.00
7	18919.94	18920.16	0.22	0.10	31.67	0.16	53.33	0.17	71.11	0.22	100.00
12	11042.52	11 043.04	0.52	0.21	36.06	0.41	76.48	0.34	63.68	0.52	100.00
17	7804.26	7805.18	0.92	0.31	28.94	0.53	55.65	0.56	58.08	0.90	97.17
22	6026.37	6028.09	1.72	0.99	57.25	1.15	66.57	1.23	71.33	1.62	94.52
27	4903.17	4906.37	3.20	2.35	73.33	2.40	74.46	2.61	81.18	2.95	92.02
32	4132.20	4136.70	4.49	3.52	77.98	3.61	79.56	3.75	82.98	4.09	90.92

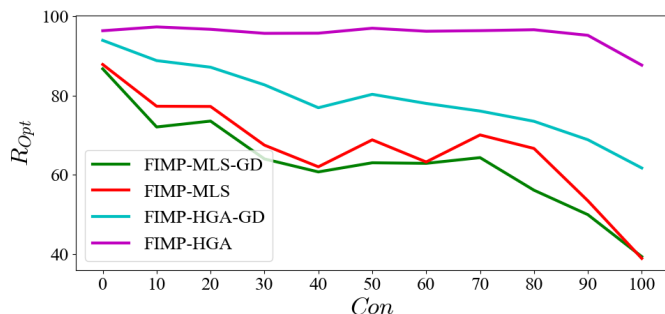


Fig. 5: Trend of R_{Opt} for our proposed algorithms on Benchmark-Con with $Con = 0$ to 100. Except for FIMP-HGA, the R_{Opt} of other schemes obviously decreases as Con increases.

runtime are respectively listed in the “LB”, “OV”, and “RT” columns. Analysis of the “OV” and “RT” columns for MP_{LS} shows that as the density of the bipartite graph increases, the objective value decreases while the runtime increases. This trend is due to the match stage achieving match schemes with lower total weights as the number of edges increases. Consequently, there are more solutions to explore in the solution space, necessitating additional search rounds and more runtimes. According to the R_{Opt} column, the improvement margin of FIMP-MLS and FIMP-HGA over MP_{LS} remains consistent across various bipartite graph densities. This is because our proposed algorithms primarily enhance the solution quality during the partition stage. Although the outcomes of MP_{LS} are already close to the theoretical lower bound, our proposed FIMP-HGA can still achieve at least a 96%

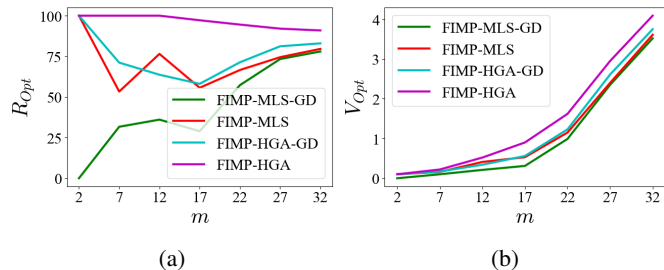


Fig. 6: Trend of R_{Opt} (a) and V_{Opt} (b) for our proposed algorithms on Benchmark-M with $m = 2$ to 32. R_{Opt} does not show a clear pattern with changes in m . V_{Opt} increases as m increases for all algorithms.

improvement.

In Table V, we demonstrate how the performance of each algorithm varies with the changes in the consistency of the bipartite graph. Fig. 5 organizes the improvement ratio of FIMP-LS-GD, FIMP-MLS, FIMP-HGA-GD, and FIMP-HGA compared to MP_{LS} . As the consistency of the bipartite graph increases, the improvement ratio of FIMP-LS-GD, FIMP-MLS, and FIMP-HGA-GD shows a decreasing trend. That is, the greater the consistency of the bipartite graph, the more difficult it is to improve upon solutions of MP_{LS} , and the further away from the theoretical lower bound it becomes. This confirms the description of consistency in Section V-A. However, FIMP-HGA consistently achieves a significant improvement ratio across different consistency of bipartite graphs, obtaining solutions close to the theoretical lower bound. This proves that FIMP-HGA can accurately

identify high-quality solution spaces and conduct thorough searches, fundamentally enhancing the solution quality for PMMWM.

In Table VI, we present the performance of FIMP-MLS-GD, FIMP-MLS, FIMP-HGA-GD, and FIMP-HGA as the number of partitions varies. For MP_{LS} the “Diff” column represents the difference between the calculated objective function values (“OV” column) and the theoretical lower bounds (“LB” column). According to the results in the “Diff” columns, as the number of partitions increases, the difference becomes larger, indicating greater room for improvement. This is due to the increased difficulty in evenly distributing weights across more partitions. By directly analyzing the “ R_{Opt} ” column, as shown in Fig. 6a, we can see that the improvement ratio over MP_{LS} is not a monotonic change. This is because R_{Opt} is influenced not only by the optimization for the solution quality but also by the difficulty of reaching the theoretical lower bound, which increases with the number of partitions. By directly analyzing the actual improvement of the solution quality, namely the values in the V_{Opt} column shown in Fig. 6b, it can be observed that the improvement in the objective value of each scheme over MP_{LS} increases as the number of partitions increases.

VI. CONCLUSION

In this study, we introduce FIMP-HGA as a solution to the PMMWM problem, employing the Match-Partition decomposition framework akin to MP_{LS} . Notable advancements are included in FIMP-HGA. For example, we introduce an exact algorithm during the match stage via incremental updates, which reduces time complexity per iteration from $O(n^3)$ to $O(n^2)$. The partition stage in FIMP-HGA features a Hybrid Genetic Algorithm with an elite strategy, complemented by our proposed Greedy Partition Crossover operator and Multilevel Local Search, significantly enhancing solution quality. Dynamic adjustments to the bipartite graph structure ensure a thorough exploration of the solution space. Our experiments, conducted on four proposed benchmarks encompassing 1750 instances, demonstrate the superiority of FIMP-HGA over the state-of-the-art method. FIMP-HGA achieves results closer to the theoretical optimum by at least 90% compared to MP_{LS} while reducing the computational time by 3-20 times.

In future work, we plan to refine and optimize the hybrid genetic algorithm for the partition stage and explore its application to related problems such as Multiprocessor Scheduling and Multi-way Number Partition. Additionally, we aim to enhance the interaction between match and partition stages by further analyzing and experimenting with bipartite graph structure adjustments.

REFERENCES

- [1] D. Kress, S. Meiswinkel, and E. Pesch, “The partitioning min-max weighted matching problem,” *European Journal of Operational Research*, vol. 247, no. 3, pp. 745–754, 2015.
- [2] M. Barketau, E. Pesch, and Y. M. Shafrafsky, “Minimizing maximum weight of subsets of a maximum matching in a bipartite graph,” *Discrete Applied Mathematics*, vol. 196, pp. 4–19, 2015.
- [3] W. Cook and A. Rohe, “Computing minimum-weight perfect matchings,” *INFORMS Journal on Computing*, vol. 11, no. 2, pp. 138–148, 1999.
- [4] D. Votaw, *The personnel assignment problem*, 1952.
- [5] H. W. Kuhn, “The hungarian method for the assignment problem,” *Naval Research Logistics Quarterly*, vol. 2, no. 1-2, pp. 83–97, 1955.
- [6] B. Chen, C. N. Potts, and G. J. Woeginger, “A review of machine scheduling: Complexity, algorithms and approximability,” *Handbook of Combinatorial Optimization: Volume 1–3*, pp. 1493–1641, 1998.
- [7] R. L. Graham, E. L. Lawler, J. K. Lenstra, and A. R. Kan, “Optimization and approximation in deterministic sequencing and scheduling: a survey,” in *Annals of Discrete Mathematics*. Elsevier, 1979, vol. 5, pp. 287–326.
- [8] R. E. Korf, “Multi-way number partitioning,” in *Proceedings of the 21st International Joint Conference on Artificial Intelligence*, 2009.
- [9] E. L. Schreiber, R. E. Korf, and M. D. Moffitt, “Optimal multi-way number partitioning,” *Journal of the ACM (JACM)*, vol. 65, no. 4, pp. 1–61, 2018.
- [10] W. Michiels, J. Korst, E. Aarts, and J. Van Leeuwen, “Performance ratios for the differencing method applied to the balanced number partitioning problem,” in *STACS 2003: 20th Annual Symposium on Theoretical Aspects of Computer Science Berlin, Germany, February 27–March 1, 2003 Proceedings 20*. Springer, 2003, pp. 583–595.
- [11] R. E. Korf, E. L. Schreiber, and M. D. Moffitt, “Optimal sequential multi-way number partitioning,” in *ISAIM*, 2014.
- [12] M. D. Moffitt, “Search strategies for optimal multi-way number partitioning,” in *Proceedings of the 23rd International Joint Conference on Artificial Intelligence*, 2013.
- [13] E. L. Schreiber and R. E. Korf, “Improved bin completion for optimal bin packing and number partitioning,” in *Proceedings of the 23rd International Joint Conference on Artificial Intelligence*, 2013.
- [14] E. Schreiber and R. Korf, “Cached iterative weakening for optimal multi-way number partitioning,” in *Proceedings of the AAAI Conference on Artificial Intelligence*, vol. 28, no. 1, 2014.
- [15] R. L. Graham, “Bounds for certain multiprocessing anomalies,” *Bell system technical journal*, vol. 45, no. 9, pp. 1563–1581, 1966.
- [16] N. Karmarkar and R. M. Karp, “An efficient approximation scheme for the one-dimensional bin-packing problem,” in *Proceedings of the 23rd Annual Symposium on Foundations of Computer Science (sfcs 1982)*, 1982, pp. 312–320.
- [17] M. Dell’Amico, M. Iori, S. Martello, and M. Monaci, “Heuristic and exact algorithms for the identical parallel machine scheduling problem,” *INFORMS Journal on Computing*, vol. 20, no. 3, pp. 333–344, 2008.
- [18] D. Laha and J. N. Gupta, “An improved cuckoo search algorithm for scheduling jobs on identical parallel ma-

- chines,” *Computers & Industrial Engineering*, vol. 126, pp. 348–360, 2018.
- [19] E. Pesch, D. Kress, and S. Meiswinkel, “An integrated matching and partitioning problem with applications in intermodal transport,” in *2015 IEEE Symposium Series on Computational Intelligence*, 2015, pp. 1758–1765.
- [20] F. W. Glover, “Tabu search - part I,” *INFORMS Journal on Computing*, vol. 1, no. 3, pp. 190–206, 1989.
- [21] —, “Tabu search - part II,” *INFORMS Journal on Computing*, vol. 2, no. 1, pp. 4–32, 1990.
- [22] M. Mitchell, *An introduction to genetic algorithms*. MIT Press, 1998.
- [23] C. W. Ahn and R. S. Ramakrishna, “A genetic algorithm for shortest path routing problem and the sizing of populations,” *IEEE Transactions on Evolutionary Computation*, vol. 6, no. 6, pp. 566–579, 2002.
- [24] S. Katoch, S. S. Chauhan, and V. Kumar, “A review on genetic algorithm: past, present, and future,” *Multimedia Tools and Applications*, vol. 80, pp. 8091–8126, 2021.
- [25] E. A. Almabsout, R. A. El-Sehiemy, O. N. U. An, and O. Bayat, “A hybrid local search-genetic algorithm for simultaneous placement of dg units and shunt capacitors in radial distribution systems,” *IEEE Access*, vol. 8, pp. 54 465–54 481, 2020.
- [26] L. Tang, Y. Dong, and J. Liu, “Differential evolution with an individual-dependent mechanism,” *IEEE Transactions on Evolutionary Computation*, vol. 19, no. 4, pp. 560–574, 2014.
- [27] Y. Tian, X. Zhang, C. Wang, and Y. Jin, “An evolutionary algorithm for large-scale sparse multiobjective optimization problems,” *IEEE Transactions on Evolutionary Computation*, vol. 24, no. 2, pp. 380–393, 2019.
- [28] F. Zhang, Y. Mei, S. Nguyen, M. Zhang, and K. C. Tan, “Surrogate-assisted evolutionary multitask genetic programming for dynamic flexible job shop scheduling,” *IEEE Transactions on Evolutionary Computation*, vol. 25, no. 4, pp. 651–665, 2021.
- [29] H. Zhang, F. Liu, Y. Zhou, and Z. Zhang, “A hybrid method integrating an elite genetic algorithm with tabu search for the quadratic assignment problem,” *Information Sciences*, vol. 539, pp. 347–374, 2020.
- [30] N. Chen, N. Xie, and Y. Wang, “An elite genetic algorithm for flexible job shop scheduling problem with extracted grey processing time,” *Applied Soft Computing*, vol. 131, p. 109783, 2022.
- [31] Z. Pan, L. Wang, J. Zheng, J.-F. Chen, and X. Wang, “A learning-based multipopulation evolutionary optimization for flexible job shop scheduling problem with finite transportation resources,” *IEEE Transactions on Evolutionary Computation*, vol. 27, no. 6, pp. 1590–1603, 2023.
- [32] U. Derigs and U. Zimmermann, “An augmenting path method for solving linear bottleneck assignment problems,” *Computing*, vol. 19, no. 4, pp. 285–295, 1978.
- [33] R. K. Ahuja, T. L. Magnanti, and J. B. Orlin, *Network flows - theory, algorithms and applications*. Prentice Hall, 1993.
- [34] W. Karush, “Minima of functions of several variables with inequalities as side constraints,” *M. Sc. Dissertation*.

Dept. of Mathematics, Univ. of Chicago, 1939.

- [35] H. Kuhn and A. Tucker, “Nonlinear programming in proceedings of 2nd berkeley symposium (pp. 481–492),” *Berkeley: University of California Press.[Google Scholar]*, 1951.
- [36] L. Moalic and A. Gondran, “Variations on memetic algorithms for graph coloring problems,” *Journal of Heuristics*, vol. 24, pp. 1–24, 2018.




Yuxuan Wang is currently pursuing the Ph.D. degree with Huazhong University of Science and Technology, Wuhan, China. He received the B.S. degree in School of Computer Science and Technology from Huazhong University of Science and Technology, Wuhan, China, in 2022. His research interests include combinatorial optimization and artificial intelligence.



Jiongzhi Zheng is currently pursuing the Ph.D. degree with Huazhong University of Science and Technology, Wuhan, China. He received the B.S. degree in material forming and its control engineering from Huazhong University of Science and Technology, Wuhan, China, in 2018. His research interests include combinatorial optimization and reinforcement learning.



Jinyao Xie is currently working at Huawei Research Institute, Wuhan, China. She received the B.S. degree in school of computer science and technology from Huazhong University of Science and Technology, Wuhan, China, in 2021.



Kun He (SM18) is currently a Professor in School of Computer Science and Technology, Huazhong University of Science and Technology, Wuhan, P.R. China. She received the Ph.D. degree in system engineering from Huazhong University of Science and Technology, Wuhan, China, in 2006. She had been with the Department of Management Science and Engineering at Stanford University in 2011–2012 as a visiting researcher. She had been with the department of Computer Science at Cornell University in 2013–2015 as a visiting associate professor, in 2016 as a visiting professor, and in 2018 as a visiting professor. She was honored as a Mary Shepard B. Upson visiting professor for the 2016–2017 Academic year in Engineering, Cornell University, New York. Her research interests include adversarial machine learning, representation learning, graph data mining, and combinatorial optimization.