

# Transfer Learning and Transformer Architecture for Financial Sentiment Analysis

Tohida Rehman<sup>1\*</sup>, Raghubir Bose<sup>2†</sup>, Samiran Chattopadhyay<sup>1,3</sup>, and  
Debarshi Kumar Sanyal<sup>4</sup>

<sup>1</sup> Department of IT , Jadavpur University, Kolkata, India.  
tohida.rehman@gmail.com

<sup>2</sup> BFSI BTAG , Tata Consultancy Services.  
raghubir@gmail.com

<sup>3</sup> Institute for Advancing Itelligence(IAI) , TCG Crest; Jadavpur University, Kolkata, India.  
samirancju@gmail.com

<sup>4</sup> Indian Association for the Cultivation of Science, Kolkata, India.  
dksanyal.india2@gmail.com

**Abstract.** Financial sentiment analysis allows financial institutions like Banks and Insurance Companies to better manage the credit scoring of their customers in a better way. Financial domain uses specialized mechanisms which makes sentiment analysis difficult. In this paper, we propose a pre-trained language model which can help to solve this problem with fewer labelled data. We extend on the principles of Transfer learning and Transformation architecture principles and also take into consideration recent outbreak of pandemics like COVID. We apply the sentiment analysis to two different sets of data. We also take smaller training set and fine tune the same as part of the model

**Keywords:** Deep Learning, Financial Sentiment Analysis, Transformer Architecture, Bidirectional Encoders.

## 1 Introduction

Financial sentiment is a very important business indicator. Positive financial sentiments boost business while negative financial sentiment are catastrophic to business. This is because financial sentiment influences enterprises to stay ahead in business vision. It is understood that the definition of "**new and relevant information**" might change as updated information retrieval technologies become available and early-adoption of such technologies does provide an advantage. The sentiment analysis models trained on general aggregated dataset is not fully suitable in a financial domain. This is because financial texts have a specialized language coupled with unique vocabulary. They also have a tendency to use vague expressions instead of easily identified negative/positive words. Impact of Global pandemics like COVID on business sentiments and its cascading impact has become relevant. Approaches from Loughran and McDonald [1] may seem

---

\*corresponding author

†corresponding author

a solution because they use "word counting" methods. The modern approach of efficient and effective use of transfer learning and transformation architecture methods appears to be more plausible solution to the challenges mentioned above, and are the focus of this paper.

## 2 Objective

The objective of this paper is to use an efficient mechanism to train language models with financial dataset. Once trained, the down-stream models are activated with the weights derived from the language modelling activity. This way it is possible to formulate a much better model for financial sentiment prediction. This approach ranging from a single word embedding layer to the whole model, provides a solution to the scarcity of labelled data. Language models does not require any labels, as they are designed to predict the next word. Semantic representation is possible using Language models. Hence we need to fine-tune the labelled data so that the language model can use this information to predict the labels. Using transfer learning the language model can work on domain specific unlabelled corpus. Due to the contextual nature of the language used in financial domain, fine tuned context sensitive models are very effective.

The goal of this paper is to use fine-tune pre-trained language models for financial domain for sentiment analysis including the effect of COVID pandemic. To achieve the goal, the sentiment of a sentence from a financial news article will be tried to be predicted, using the Financial PhraseBank created by Malo et al. (2014) [2] and FiQA sentiment scoring dataset [3] and the Worldbank COVID Financial sector response [4]

The main objectives of this paper are the following. We evaluated the use multi-directional Transfer and Transformation model [BERT] on multiple financial sentiment analysis datasets and achieve a outperform modern sentiment scoring structure. This we intend to execute using a Pipeline based on BERT model. We also conduct several experiments to investigate catastrophic forgetting and hence fine-tuning without significant loss of performance.

## 3 Related work and challenges

The major deterrent for sentiment analysis in the financial domain is the lack of a substantial aggregated content of labelled dataset. This is the major reason for which it is not easy to apply proper neural network algorithms on the financial information available. The full potentiality of neural network is yet to be fully leveraged in financial domain as far as sentiment analysis is concerned. The problem of Language Models is that they mostly use a left context or a right context. Historically language model used the concept of end to end one way transfer to find the probability distribution and once trained words cannot reach themselves as in a bi-directional encoder. But now the natural language understanding is bi-directional that means it can capture the left context as well as the right context. The next effort is to have a masked language model or MaskedLM [5]. We use a  $k\%$  masked data and try to predict the same by some means as seen below. The problem with the model below is too much training is required and not enough context may be available shown in figure 1.

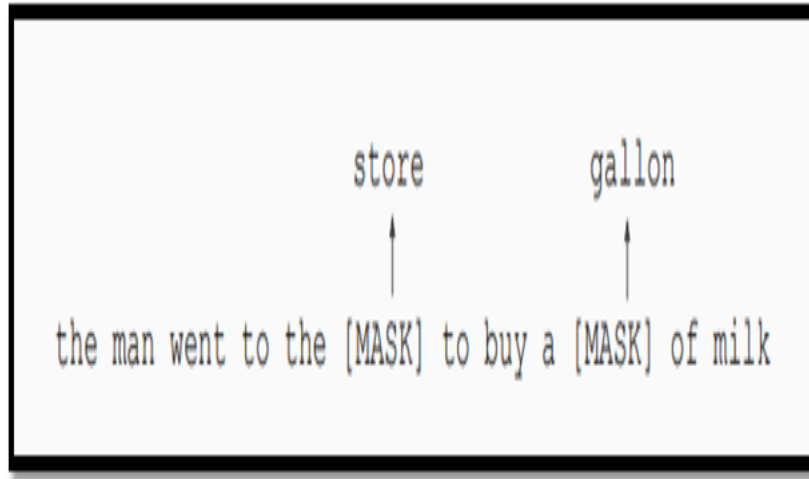


Fig. 1: Masked LM Scenario

ELMo [6] or (Embeddings from Language Models) is one of the first successful research on modern approach where a pre-trained Model was used extensively. ELMo converts every input into its contextualized representation. Using the pre-trained weights of ELMo, contextualized word embeddings can be calculated for any word present as the input sentence. By initializing embeddings for down-stream tasks with any arbitrary input, were shown to improve performance on most tasks when compared to other approaches such as GloVe [7] or word2vec [8]. In ELMo learning from the first layer is not fully transferred to the next layer. ULMFiT uses novel approaches such as progressive unfreezing, slanted triangular learning rates and discriminative fine-tuning. ULMFiT can be fine tuned to a whole pre-trained language model and can also be used for further pre-training a language model on a domain-specific aggregated data. This is based on the assumption that the target task information comes from a different source with respect to the general aggregated content used for training the model.

## 4 BERT

Bidirectional Encoder Representations from Transformers (BERT) [5] uses Bidirectional Transformers for language models. The key algorithmic segments of BERT is as follows:

1. Pre-training from un-labelled texts.
2. Bi-Directional contextual models and transformation architecture
3. Text Entailment or Next Sentence Prediction.

The key proposition of BERT is as follows:

BERT defines the activities of language modelling such as predicting randomly masked tokens in a sequence rather than the next token in addition to classifying sentences

as following each other or not. BERT uses an efficient token based Masked Language Model. BERT uses a [CLS] token as a sequence approximate. The user can get the first token and use it for sequence prediction rather than a token prediction. BERT is a large neural network trained on an large aggregated data. To explain simpl, let us refer to the figure 2.

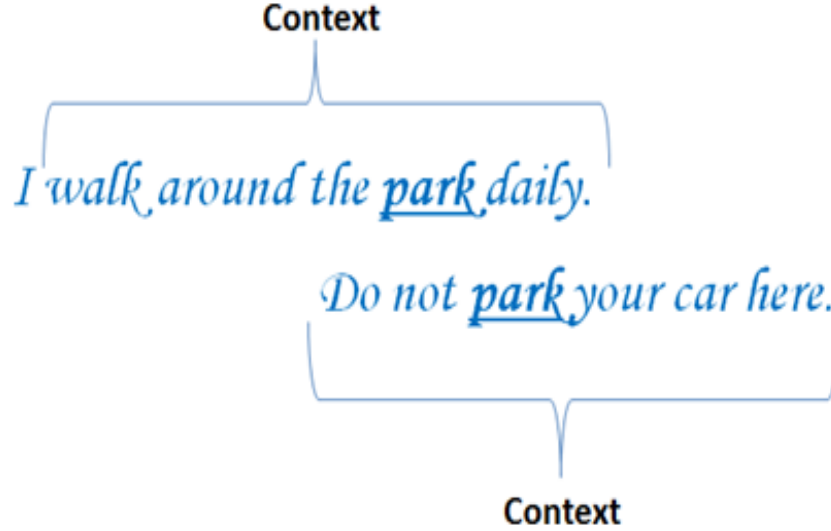


Fig. 2: Analyzing context of a sentence.

If we try to predict the nature of the word “park” in the example above by only taking either the left or the right context, then we will have different views. One way to explain this better is to consider both the left and the right context before making a prediction. BERT can also be fine tuned to execute NLP tasks including natural language inference or question answering. How pre-training influences BERT is shown in figure 3.

BERT uses the principle of Transfer learning [9] as well.

## 5 Implementation Methodology

The overall methodology can be generically looked at the following steps.

1. Setup the environment for the experiments. We will setup a virtual environment for the same. This includes setup of BERT models.
2. Bi-Directional contextual models and transformation architecture preparation of the dataset from various sources.
3. Training model is created. Classifier is run.
4. Prediction from an input data.
5. Conclusion from the prediction.

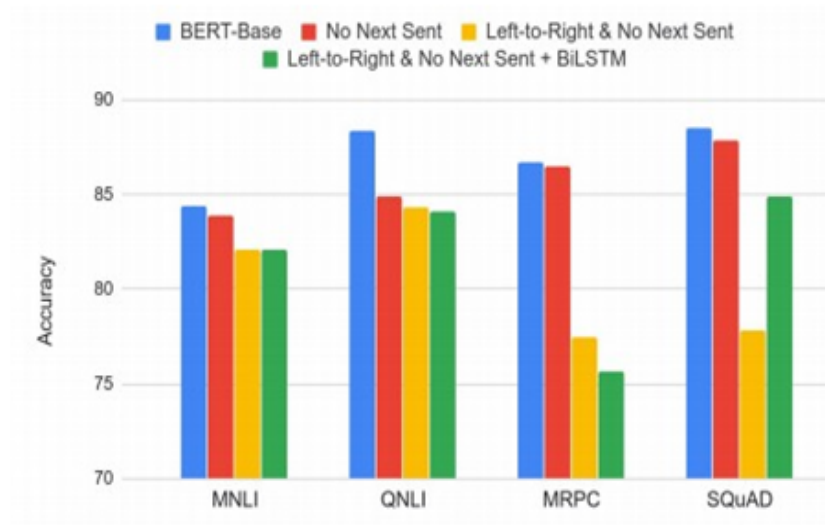


Fig. 3: Effect of BERT Pretraining

There are various controllable input parameters which are passed as configurations to the overall framework. The input parameters are then processed through the train of Bi-directional encoded transformers. The outcome of the work is a sentiment analysis score.

## 6 Research Question and experimental setup

This paper focusses on the following research questions

- Comparison of various pre-trained NLP models
- Sentiment Analysis with discrete and continuous targets
- How different training impacts model performance.
- Selection of the right encoder
- Sentence, Word and Character Embedding [10]
- How many layers are introduced for model tuning.
- The event of Catastrophic forgetting

After the [CLS] token a dense layer is added. This is then applied on a labelled data-set for pre-training. The dataset for the paper is :

- TRC2-Financial. It is a collection of 1.8 million news articles published by Reuters. [11]
- Financial PhraseBank : Made available by [2]
- COVID-19 Finance Sector Related Policy Responses : World Bank 2020 [4]

The Overall Model can be explained as below in figure 4 : The stack of bi-directional encoders with masked LM is applied on the train of data till the sentiment position is reached. It has been seen [12] that model performance for classification improves with fine tuning and additional pre-training. This is the reason why this paper has considered four set of pre-training data which is essentially derived from a large corpus of financial knowledge. The effect of training transfers across layers. One of the known risk that this paper intends to explore is the area of catastrophic forgetting and training the model to go past the same.



Fig. 4: BERT Process

The Metrics that is considered in this paper are: accuracy, macro F1 average, loss due to Cross Entropy, mean Squared Error loss.

In this paper we are considering the following :

- Warm-up proportion of 0.21
- Dropout percent probability of 0.12
- Maximum sequence Length of 64 tokens
- Learning rate of  $2e - 5$
- Mini Batch Size of 64
- Number of epoches is taken as 10
- Discrimination rate is 0.87.

The Environment Channels, dependencies are

pytorch, anaconda, conda-forge - jupyter 1.0.0, pandas 0.23.4, python 3.7.3, numpy 1.16.3, nltk, tqdm, ipykernel 5.1.3, pip: textblob, joblib 0.13.2, pytorch-pretrained-bert 0.6.2, scikit-learn 0.21.2, spacy 2.1.4, torch 1.1.0.

Google Cloud platform and Google Colab research project has been used for this scenario. The above models have been implemented in Pytorch have been tested on several data sets. The performances matches with the associated TensorFlow implementations. This paper has used the following configurations for the model as shown in the figure 5.

S.N	Configuration Variable	Description
1.	data_directory: str	Path for the training and evaluation datasets.
2.	bert_model: BertModel	The BERT model to be used. For example: BertForSequenceClassification.from_pretrained(...)
3.	model_directory: str	The path where the resulting model will be saved.
4.	max_seq_length: int	The maximum length of the sequence to be used. Default value is 64.
5.	train_batch_size: int	The batch size for the training. Default value is 32.
6.	eval_batch_size: int	The batch size for the evaluation. Default value is 32.
7.	learning_rate: float	The learning rate. Default value is 5e5.
8.	num_train_epochs: int	Number of epochs to train. Default value is 4.
9.	warm_up_proportion: float	During the training, the learning rate is linearly increased. This value determines when the learning rate reaches the intended learning rate. Default value is 0.1.
10.	no_cuda: bool	Determines whether to use gpu. Default is False.
11.	do_lower_case: bool	Determines whether to make all training and evaluation examples lower case. Default is True.
12.	seed: int	Random seed. Defaults to 42.
13.	local_rank: int	Used for number of gpu's that will be utilized. If set -1, no distributed training will be done. Default value is -1.
14.	gradient_accumulation_steps: int	Number of gradient accumulations steps. Defaults to 1.
15.	fp16: bool	Determines whether to use 16 bits for floats, instead of 32.
16.	output_mode: 'classification' or 'regression'	Determines whether the task is classification or regression.
17.	discriminate: bool	Determines whether to apply discriminative fine-tuning.
18.	gradual_unfreeze: bool	Determines whether to gradually unfreeze lower and lower layers as the training goes on.
19.	encoder_no: int	Starting from which layer the model is going to be finetuned. If set 12, whole model is going to be fine-tuned. If set, for example, 6, only the last 6 layers will be fine-tuned.

Fig. 5: Configuration Data

The PreTrained Model which is used in BERT is used to store the configuration of the models. The pre-trained model also handles methods for model lifecycle management. In addition to the same also a few methods common to all models for the following purpose :

1. Resizing of the input embeddings.
2. Prune heads in the self-attention heads.

There is also a Pre-trained configuration module available in BERT. It is the base configuration classes of BERT. The BERT configuration module is common to all models' configurations as well as life-cycle methods for managing the models. When the model is loaded with a configuration file, the weights are not loaded. This process only affects the configuration of the model. The typical configuration of a BERT model is that with 12-layer along with 12-heads, 768-hidden and 110M parameters. Lower case English is used to train the model. We take the following text and try to visualize the BERT models. The input sentence being "COVID-19 has hit the world economy very

badly”,when subjected to a 12 layer configuration the corresponding visualizations of the BERT models can be seen from figure 6 and figure 7.

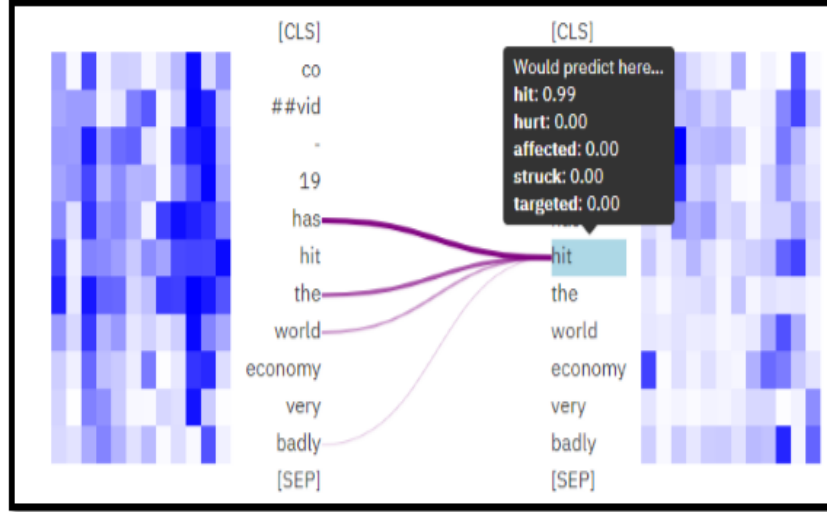


Fig. 6: Visual Analysis of BERT

## 7 Detailed Flow

1. The BERT object has a method called `prepare_model` which sets up the structure in terms of processor of the dataset, cardinality of the labels, usage of GPUs, distributed training, steps of gradient accumulation and activity tokenizing.
2. The list of values of the labels in the dataset is ['positive', 'negative', 'neutral'].
3. The `utility.py` hosts all the utility classes used in the paper.
4. `FinSentProcessor` is responsible for processing all the data processing needs of the BERT object.
5. `FinSentProcessor` has the processing methods for the model.
6. The Usage of `BertTokenizer.from_pretrained` function needs a discussion is to instantiate a `PreTrainedBertModel` from a pre-trained model file and download and cache the pre-trained model file if needed.
7. The `BertTokenizer` includes tokenization of punctuation, splitting and wordpiece.
8. The `get_data` function gets the data for training or evaluation. It returns the data in the format that pytorch can use.
9. The `create_the_model` function creates the structure Sets the model to be trained and the optimizer.
10. Discriminative fine-tuning is used.
11. BERTAdam is identified as an optimizer.



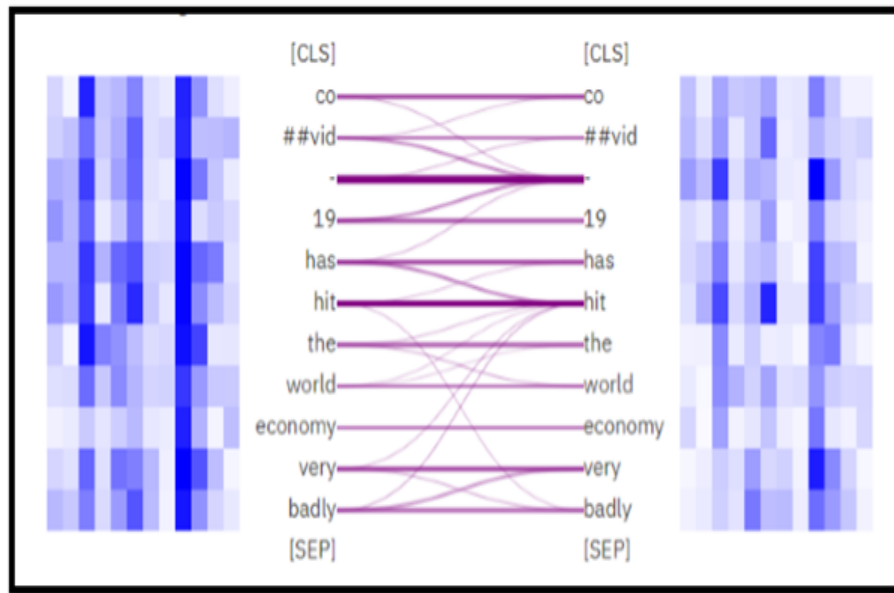


Fig. 7: Visual Analysis of BERT(12 Layers)

12. The `get_loader` function creates a data loader object for a dataset.
13. The `convert_examples_to_features` function is used to convert a data file into input feature list.
14. The `get_metrics` function is used to provide an endpoint for accuracy and precision-recall for different sentiments.

## 8 Results

The initial performance results obtained by training different layers BERT have 12 training Transformer encoder layers. At different depth loss and accuracy are different. This Loss-vs-accuracy for initial training can be seen in figure 8.

When this performance data is correlated between loss and accuracy we get the following correlation for BERT the results are shown below in figure 9.

## 9 Challenges

1. The problem with this approach using BERT is the size. The model used in BERT-base contains 110M parameters. There are 340M parameters in BERT-large. It is difficult to deploy a model of such size into many environments with limited resources, such as a mobile or embedded systems.
2. At times BERT tends to overfit when subject to fine tuning.

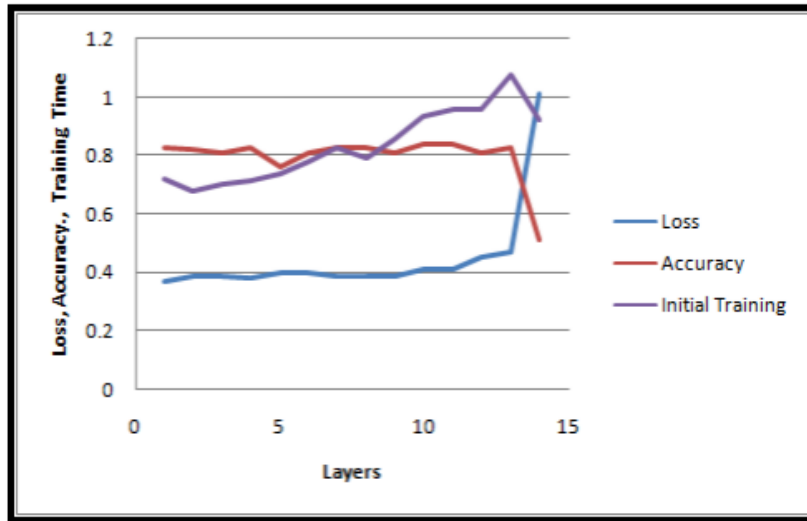


Fig. 8: Loss vs. Accuracy.

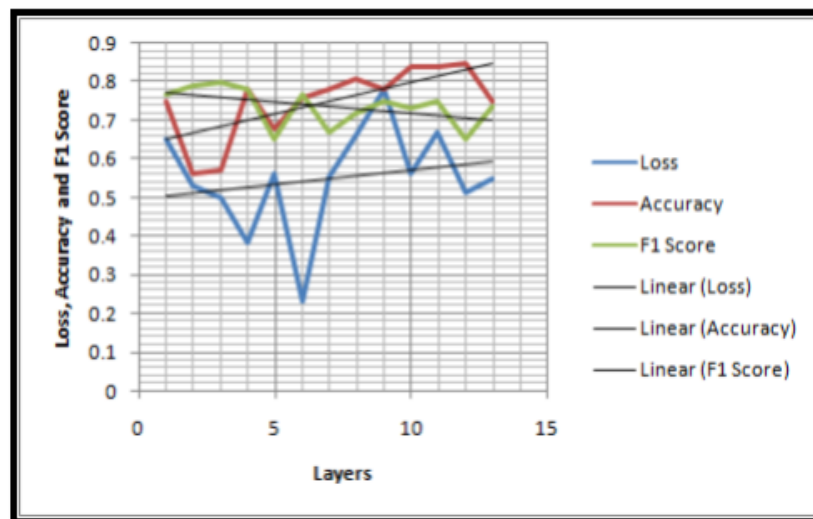


Fig. 9: Performance Data.

3. Significant training and inference times. Training times does not impact main process.
4. The inference times required by BERT vary depending on the model and needed hardware available but in many cases, this significantly limits us on quantity, cost and speed.
5. Currently BERT language parameters are extremely large. Not all attention heads are always required.
6. There are known model limitations to BERT specifically when it comes to semantics and long term contexts.
7. There is a high chance of Catastrophic forgetting.
8. The main challenge is interpretability of the transfer learning and transformation architecture - model driven interpretation is still a challenge.
9. The combination of interpretability and transferability to downstream tasks is the major challenge that needs to be solved.
10. An adaptive and layered batch optimization technique [LAMB] [13] reduces BERT training time from 3 days to just 76 minutes.

## 10 Future Scope

BERT based fine tuning has huge prospects in many areas of sentiment analysis in finance. In the area of finance there is a strong need to have a continuous sentiment analysis for any business data. The field of continuous fine-grained financial sentiment analysis will lead to a far more empathetic finance system which should be able to maximize human value. Further improvements can be done on a real-time stock market data and apply BERT based sentiment analysis to the same and predict the target price of the stock in a far accurate way. This way financial investment companies will be able to provide differentiated value to their end customers by minimizing the risk using right sentiment analysis technique using transfer learning and transformer architecture. The more the size and coverage of the Pre-trained data-set more in the accuracy and efficiency of the continuous sentiment analysis. There is a research work done in the area of combining the three different kinds of pretraining LM like bi-directional, left to right and seq-to-seq.

## References

1. B. M. Tim Loughran, "Textual analysis in finance," *Annual Review of Financial Economics*, vol. 12, pp. 357–375, 2020.
2. A. S. e. a. Pekka Malo, "Good debt or bad debt: Detecting semantic orientations in economic texts," *Journal of the Association for Information Science and Technology*, vol. 65, no. 4, pp. 782–796, 2014.
3. Y. Z. Ryan Kiros, Ruslan Salakhutdinov, "Skip-thought vectors," *Sanja Fidler, NIPS'15: Proceedings of the 28th International Conference on Neural Information Processing Systems*, vol. 2, pp. 3294–3302, 2015.
4. T. G. e. a. Erik; Alonso Feyen, *Taking Stock of the Financial Sector Policy Response to COVID-19 around the World. Policy Research Working Paper; No. 9497*, 2020.

5. J. Devlin, M.-W. Chang, K. Lee, and K. Toutanova, "Bert: Pretraining of deep bidirectional transformers for language understanding," *Proceedings of NAACL-HLT 2019*, pp. 4171–4186, 2019.
6. M. I. Matthew E Peters, "Deep contextualized word representations," 2018.
7. J. V. Robin Brochier, Adrien Guille, "Global vectors for node representations," *The World Wide Web Conference on - WWW '19*, 2019.
8. K. C. e. a. Tomas Mikolov, "Efficient estimation of word representations in vector space," 2013.
9. F. S. e. a. Chuanqi Tan, "A survey on deep transfer learning," 2018.
10. I. G. Nils Reimers, "Sentence-bert: Sentence embeddings using siamese bert-networks," 2019.
11. Y. Y. e. a. David D. Lewis, "Rcv1: A new benchmark collection for text categorization research," *J. Mach. Learn. Res.*, vol. 5, pp. 361–397, 2004.
12. S. R. Jeremy Howard, "Universal language model fine-tuning for text classification," 2018.
13. J. L. e. a. Yang You, "Large batch optimization for deep learning: Training bert in 76 minutes," 2020.